



**REPORT ON PUBLIC INSTRUCTION
IN THE
MADRAS STATE**

**• FOR THE YEAR
1964 - 65**

©
**GOVERNMENT OF TAMIL NADU
1972**

PRINTED BY THE DIRECTOR OF STATIONERY AND
PRINTING, MADRAS, ON BEHALF OF THE
GOVERNMENT OF TAMIL NADU
1972

CHAPTERS.

	PAGE
I. General Summary	1
II. Educational Personnel and Organisation	2
III. Primary Education	9
IV. Basic Education	16
V. Secondary Education	21
VI. University and Collegiate Education	27
VII. Training of Teachers	38
VIII. Professional and Technical Education	43
IX. Social Education	49
X. Other Types of Education	50
XI. Education of Special Classes	55
XII. Books and Libraries	57
XIII. Miscellaneous I	60
XIV. Miscellaneous II	65
XV. Secondary Schools under the management of District Boards	69

ANNEXURES.

I. Qualifications and Scales of Pay of Staff—	
(a) In Elementary and Basic Schools	72
(b) In Secondary Schools—	
(i) Academic Course	74
(ii) Diversified Course	81
c) In Colleges for General Education	83
II. Scholarships, Stipends and Free places in Schools and Colleges	84
III. Statistics of centres that have introduced compulsion	92
IV. List of Secondary Schools newly opened	94
V. National Cadet Corps—Senior Division	100
VI. List of Institutions of Higher Learning	135
VII. State Education	147
VIII. State Education Directorate and Inspectors	148
IX. Special Government Staff for Education of Scheduled Casts and Backward Communities	151
X. Distribution of Scholars who went abroad for further studies	152

CHARTS.

1 Chart showing strength in Elementary Schools	8
2 Chart showing strength in Secondary Schools	20

TABLES.

I. Educational Institutions by Management, attached hostels and teachers	158
II-A. Number of Students in Educational Institutions for Boys and number of residents in attached hostels.	180
II-B. Number of Students in Educational Institutions for Girls and number of residents in attached hostels.	194
III-A. Number of Students receiving General Education (Collegiate) by courses, Stages and classes.	208
III-B. Number of Students receiving General Professional and other Education (collegiate) by Course and Stages.	210
III-C. Number of Students receiving General, Professional and other Education (collegiate) by age groups.	213
III-D. Number of Students receiving General School Education by age groups and standards.	214
IV. Number of Teachers in schools for General Education and number of Teachers by stages of Education.	220

TABLES—cont.

	PAGES
V-A. Scholarships, Stipends, Free Studentships and other financial concessions awarded to Students in different types of institutions for Boys.	228
V-B. Scholarships, Stipends, Free Studentships and other financial concession awarded to students in different types of institution for Girls.	236
VI-A. Expenditure on Educational Institutions for Boys	244
VI-B. Expenditure on Educational Institutions for Girls	286
VI-C. Indirect Expenditure on Buildings and Hostels	328
VI-D. Total Expenditure on Education	332
VII. Education in Rural Areas	334
VIII. Examination Results	352

A-1. TABLES.

I. Number of pupils, Attached Hostels and Residents in Attached Hostels	368
II-A. Number of Scheduled Castes and Scheduled Tribes students receiving General Education (Collegiate) by Courses, Stages and Classes.	382
II-B. Number of Scheduled Castes and Scheduled Tribes Students receiving professional and other Education (Collegiate) by Courses and Stages.	386
II-C. Number of students receiving General (School) Education by Classes	395
II-D. Number of students receiving Professional/Vocational, Special and Other Education (School Standard) by Type of Education.	396
III. Scholarships, Stipends, Other Financial Concessions and Freeships to Scheduled Tribes Students.	398

A-2. TABLES.

I. Number of Primary Section (classes) according to pupils and teachers	401
II. Number of Middle Sections (classes) according to pupils and teachers	404
III. Number of High/Higher Secondary Classes according to pupils and teachers ..	407
IV. Stagnation at Elementary Stage	409
V. Number of Villages with and without schools according to population	412
VI. Number of trained and untrained teachers in primary sections (classes)	413
VII. Number of trained and un-trained teachers in middle sections (classes)	414
VIII. Number of trained and untrained teachers in high/higher Secondary sections (classes.)	415
IX. Number of teachers in primary sections (classes) according to total emoluments per month.	416
X. Number of Teachers in Middle sections (classes) according to total emoluments for month.	418
XI. Number of Teachers in Higher/Stage Secondary section (classes) according to total emoluments per month.	420
XII. Progress of compulsory education	422

SUBSIDIARY.

1 Institutions, Scholars and Education in relation to population by districts	424
2 Number of Aided and Unaided Institutions under Mission and non-Mission Agencies	427
3 School accomodation including Gardens and Play-grounds	429
4 School Libraries	435
5 Public Libraries	437
6 Number of Hostels and Boarding Homes and the number of inmates in them ..	438
7 Distribution of Scholars according to communities	444
8 Distribution of Scholars according to occupation of parents or guardians	452
9 Scholars according to the language studied (as medium of instruction)	460
10 Number of Scholars unproduced from small-pox	461
11 Statement of charges from State Funds	462
12 Cost per student in Institution for General Education	464
13 Expenditure on Hostels and Boarding Charges	465

SUBSIDIARY—cont.

	PAGE.
14 Extension of Elementary Education	46
15 Number of Primary Schools and Scholars by districts	472
16 Number of Primary Schools opened and closed during the year	474
17 Number of Aided Elementary and Basic Schools managed by Teacher-Managers	474
18 Number of Elementary school buildings constructed during the year	475
19 Boys in the Primary classes compared with the male population in the age group 6-12.	476
20 Girls in the Primary classes compared with the female population in the age group 6-12	477
21 Number of trained and untrained teachers by languages in Elementary schools	478
22 Number of teachers, the percentage of trained teachers to the total number, the number of pupils per teacher and per trained teacher in Primary Schools.	479
23 Number of Elementary and Basic School Teachers' Association	483
24 Number of Basic Schools and scholars by districts	484
25 Number of Basic school buildings constructed during the year	485
26 Number of Indian Secondary Schools for Boys and Scholars by districts	486
27 Number of Indian Secondary Schools for Girls and Scholars by districts	488
28 Number of Indian Secondary School for Boys according to the degree of completeness	490
29 Number of Indian Secondary Schools for Girls according to the degree of completeness	490
30 Boys in (Indian) Secondary Schools	491
31 Girls in (Indian) Secondary Schools	492
32 Strength of Indian Secondary Schools for Boys, Standard-wise	493
33 Strength of Indian Secondary Schools for Girls, Standard-wise	493
34 Number of trained and untrained teachers by languages in Secondary schools	494
35 Number of Colleges for Men and Scholars by districts (Art and Science)	495
36 Number of Colleges for Women and Scholars by districts (Art and Science)	498
37 Number of Training Colleges and Scholars by districts	497
38 Number of Training Schools (Ordinary) for Men and Scholars by districts	498
39 Number of Training Schools (Ordinary) for Women and Scholars by districts	500
40 Number of Training Schools (Basic) for men and Scholars by districts	502
41 Number of Training Schools (Basic) for Women and Scholars by districts	504
42 Number of Institutions for Technology, Polytechnics and scholars by districts	506
43 Number of Industrial Schools and scholars by districts	507
44 Number of Commercial Schools and scholars by districts	508
45 Number of Technical High Schools by Management	509
46 Number of Social (Adult) Education schools and scholars by districts	510
47 Number of Primary (including) Basic schools for Scheduled castes and schools by districts.	511
48 Number of Primary (including) schools for Scheduled Tribes and schools by districts	512
49 Number of Primary (including) schools for Backward Classes and schools by districts.	513
50 Number of schools for Anglo-Indian and scholars	514
51 Expenditure on Anglo-Indian schools	514
52 Teachers in Anglo-Indian Schools for General Education	515

REPORT ON PUBLIC INSTRUCTION IN MADRAS STATE FOR
THE YEAR 1964-65.

CHAPTER-I.

GENERAL SUMMARY.

INTRODUCTION—INSTITUTIONS—ENROLMENT—EDUCATIONAL COSTING.

I. *Introduction.*—The Madras State as it now stands, comprises the Revenue Districts of Madras, Chingleput, South Arcot, Thanjavur, Madurai, Ramanathapuram, Tirunelveli, Kanyakumari, North Arcot, Salem, Tiruchirapalli, Coimbatore and the Nilgiris. The area of Madras State is 1,30,357 square Kilometers (50331-square miles). The population according to the 1961 census was 3,36,86,953 (Males—1,69,10,978 and Females—1,67,75,975.)

Expansion and improvement which have been the characteristic features of educational activity since the attainment of Independence, continued to be maintained during the year under report. The outstanding achievement during the year was the opening of 181 Secondary Schools. Special mention should be made of the improvement in Primary Education where enrolment in elementary and Basic Schools increased during the year by 1.76 lakhs. The most important single factor responsible for this gratifying result is the provision of free meals for school children.

II. *Institutions.*—The total number of public institutions at the end of the year was 33,415 (33,374) excluding 501 part time Commercial Schools, as detailed below:—

TABLE I.

	1963-64.	1964-65.
<i>Universities</i>	2	2*
Institutions of National importance	..	1
<i>Colleges—</i>		
General Education for Men	48	57
General Education for Women	20	22
Professional Education for Men (Graduate)	34	35
(under Graduate)	..	109
Professional Education for Women (Graduate)	6	6
(under Graduate)	..	73
Special Education for Men (Graduate)	20	20
(under Graduate)	..	2
Special Education for Women
<i>Schools—</i>		
General Education for Boys	31,792	32,288
General Education for Girls	368	396
Professional Education for Boys	617	88†
Professional Education for Girls	89	24
Special Education for Boys	369	287
Special Education for Girls	9	8
Total ...	32,882	32,889
{ For Boys	32,882	32,889
{ For Girls	492	526
Grand Total	33,374	33,415

†Five hundred and one Part time Commercial Schools in 1964-65 have been excluded. The Corresponding figure for 1963-64 was 472.

*Training Schools have now been reclassified as undergraduate Colleges. Hence the variations.

3. *Enrolment*.—The strength of scholars under instructions in all types of institutions at the end of the year was 37,12,990 excluding 24,977 boys reading in part time commercial schools (35,77,522) boys and 23,25,686 girls excluding 10,383 girls in part time commercial schools (21,81,448) girls making a total of 60,38,676 excluding 35,370, in part time commercial schools (57,58,970) as detailed below:—

TABLES—II-A AND II-B.

	Males.	Females.	Total.
1 Universities	3,755	365	4,120
<i>Colleges—</i>			
2 General Education for Men	50,185	1,822	52,007
3 General Education for Women	14,149	14,149
4 Professional Education for Men (Graduate) ..	15,104	1,559	16,663
(Under Graduate level) ..	23,517	66	23,583
5 Professional Education for Women (Graduate)	..	537	537
(Under Graduate level)	1,833	9,550 (v.g.)	9,550
6 Special Education for Men (Graduate)	474	2,307
(Under Graduate level)	12	33	45
7 Special Education for Women
<i>Schools—</i>			
8 General Education for Boys	35,92,693	20,96,099	56,88,792
9 General Education for Girls '	7,134	1,97,186	2,04,320
10 Professional Education for Boys	8,559	75	8,634
11 Professional Education for Girls	1,050	1,050
12 Special Education for Boys	10,198	1,841	12,039
13 Special Education for Girls	880	880
	37,12,990	23,25,686	60,38,676

4. *Educational Costing*.—The total direct expenditure on education in the State was Rs. 36,76,22,358 (Rs. 31,90,87,215) and the indirect expenditure Rs. 9,15,40,701 (12,77,84,601) making a total of Rs. 45,91,63,059 (44,68,71,816). The total expenditure from public and private funds works out to 80.95 (80.8) per cent and 19.05 (19.2) per cent respectively, of the total expenditure (Table VI-D). The expenditure per head from all sources works out to Rs. 60.9 (55.4) taking direct charges into account and Rs. 76.03 (Rs. 77.8) on the total expenditure. The per capita expenditure with reference to the total estimated population for 1965 works out to Rs. 12.99 (12.8).

The total revenue of the State was Rs. 15,388.00 (13,476.77) lakhs. The amount spent on education from State funds during the year, all the departments put together, was Rs. 3,521.97 (3,266.21) lakhs. This works out to 22.88 (24.3) per cent of the total revenue. The budget estimate of this department for the year was Rs. 30.74 (28.71) crores and the actuals were Rs. 31.74 (27.41) crores.

CHAPTER-II.

EDUCATION, PERSONNEL AND ORGANISATION.

EDUCATIONAL SERVICES—GENERAL—NEW SANCTIONS—PERSONNEL—I— DIRECTION—II—OFFICERS AT HEADQUARTERS—III— OTHER OFFICERS—INSPECTION.

I. *Educational—Service General*.—The State Educational Service consisted of 588 Gazetted Officers of whom 528 were men and 60 women, as per details given in Annexure VII, which includes gazetted personnel of the Madras Educational Service employed in the Engineering, Medical, Veterinary, Agricultural and Law Colleges and in the Madras

English Language Teaching Campaign. Posts on a salary scale, the minimum pay of which is Rs. 500 and above have been shown under Class-I, and the rest under Class II. Among the Professional Colleges, the Teacher's Training Colleges continued under the control of this Department. The Colleges of Engineering and Polytechnics were under the control of the Director of Technical Education, Madras.

II. *General Administration*.—1. Thiru N. D. Sundaravadivelu, Director of Public Instruction, Madras, visited the U.S.A. during September-October 1964 at the invitation of the Government of United States of America on a grant under the United States Educational and Cultural Exchange Programme to observe the Organisation and administration of local and State Educational systems and to confer with colleges in this special field of interest. He was away from Madras in connection with the above deputation from 10-9-'64 to 29-10-64 (inclusive).

The services of Dr. M. D. Paul, Joint Director of Public Instruction (Text-Books), were placed at the disposal of the Government of India on deputation basis for appointment as Deputy Educational Adviser to the Education Commission with effect from 20th August 1964 *a.n.*

Thiru S. N. Chockalingam, Special Officer for Text-Books was deputed to the United Kingdom for undergoing training in writing, production and distribution of Text-Books in the University of London Institute of Education, London, under a Bursary awarded under the Commonwealth Education Co-operation Scheme.

Thiru K. Swaminathan, Professor of English, Government College, Kumbakonam and Thiru V. Sukumaran and Thiru K. Chellappan, Assistant Professors of Chemistry and English, respectively proceeded to the U.K. for training for a year in the teaching of English as a foreign language under scholarships awarded by the British Council.

An additional post of Deputy Director of Public Instruction (Planning) was sanctioned with effect from 6th November 1964 in lieu of the post of Additional Personal Assistant to the Director of Public Instruction.

Two new posts of District Educational Officers, one with headquarters at Mayuram and another with headquarters at Usilampatti, were created and filled up with effect from 27th April, 1964.

The post of Physical Director, Law College, Madras in the Madras Educational Service kept in abeyance was revived with effect from 19th September 1964. The post of Chief Professor of Tamil in the Madras Educational Service was revived with effect from 1st June 1964.

2. *New sanctions*.—The following posts in the Madras Educational Service were newly sanctioned during the year:—

Deputy Director of Public Instruction, in the Office of the Director of Public Instruction, in lieu of the post of Additional Personal Assistant.

Principal, Government College, Krishnagiri.

Principal, Government College, Gudiyatham.

Principal, Government College, Cuddalore.

Principal, Government College, for Woman, Madras (Broadway) (North Madras)

Professor of Tamil, Government Arts College, Ootacamund.

Professor of Botany, Government Arts College, Salem.

The post of Physical Director, Law College, Madras, in the Madras Educational Service, kept in abeyance was revived with effect from 19th September 1964. The post of Chief Professor of Tamil, in the Madras Educational Service was revived with effect from 1st June 1964.

3. *Personnel*:—(I) *Direction*.—Thiru N. D. Sundaravadivelu, continued to be the Director of Public Instruction, Commissioner for Government Examinations and Director of Public Libraries, Madras during the year.

(II) *Officers at Headquarters*.—Thiru Syed Yakub, Deputy Commissioner for Government Examinations, was appointed as Joint Director of Public Instruction (Personnel) with effect from 19th May 1964.

Dr. M. D. Paul, Joint Director of Public Instruction (Text Books) was relieved on 20th August 1964. a.n. on his deputation to the Government of India as Deputy Educational Adviser in the National Education Commission, constituted by the Government of India. Thiru V. T. Titus was appointed as Joint Director of Public Instruction (Text-Books) with effect from 19th September 1964.

Thiru S. V. Chittibabu, continued to be Deputy Director of Public Instruction (Elementary and Basic Education).

Thiru K. Mohanarangam, was appointed as Deputy Director of Public Instruction (Finance and Secondary Education) with effect from 4th November 1964 a.n.

Thiru R. Shanmugham was appointed as Deputy Director of Public Instruction (Planning) with effect from 6th November 1964 in the new post sanctioned temporarily by up-grading the post of Additional Personal Assistant.

Thiru J. A. Ryan, was appointed as Deputy Commissioner for Government Examinations with effect from 2nd November 1964 a.n.

Thiru S. Shanmugasundram, Additional Personal Assistant, was transferred as Personal Assistant to the Director of Public Instruction, Madras, consequent on the appointment of Thiru J. A. Ryan as Deputy Commissioner for Government Examinations.

Thiru M. Ponniah, District Educational Officer, Cuddalore, was transferred as Special Officer for Libraries and Adult Education, Madras, with effect from 4th May 1964, *Vice* Thiru J. Dan Joseph transferred as Headmaster, Government Secondary Training School, Egmore.

Thiru K. Sampath, Special Officer for Audio-Visual Education, continued in the same post and he also continued to be in additional charge of the post of Technical Education Officer, Madras.

Thiru S. Vadivelu, who was under re-employment in the post of Special Officer for School Meals, from 6th July 1963 till 5th July 1964, was sanctioned re-employment in the same post for a further period of one year from 6th July 1964.

Thiru S. N. Chockalingam, Special Officer for Text-Books, continued in the post till 27th September 1964 a.n., and when he proceeded on deputation to the United Kingdom, for training for a period of one year from 28th September 1964, Thiru M. Ponniah, Special Officer for Libraries, was in full additional charge of the post of Special Officer for Text-Books.

III. *Other Officers.*—The following officers were newly appointed to the Madras Educational Service during the year.

Serial Number.	Name of the Officer and designation.	Post in which appointed.	Date of joining.
(1)	(2)	(3)	(4)
1	Selvi S. Bagirathi, Assistant Professor of Tamil, Presidency College, Madras.	Professor of Tamil, Queen Mary's College, Madras.	6th May 1964.
2	Thiru G. Sethuram, Assistant Professor in Economics, Presidency College, Madras.	Professor of Economics, Government Arts College, Madras.	1st June 1964 a.n.
3	Thiru Zahiruddin Muhammad, School Assistant, Government Madrasa-I, Azam, Madras.	District Educational Officer, The Nilgiris.	29th June 1964 a.n.
4	Thirumathi G. Rajalakshmi, Assistant Lecturer of Tamil, Queen Mary's College, Madras.	Professor of Tamil, Queen Mary's College, Madras.	1st July 1964.

Serial number.	Name of the Officer and designation.	Post in which appointed.	Date of joining.
(1)	(2)	(3)	(4)
5	Thiru P. D. Kannudorai, Assistant Professor of Mathematics, Presidency College, Madras.	Professor of Mathematics Government College, Kumbakonam.	13th July 1964.
6	Thiru P. V. Rajkumar, Assistant Professor of Economics, Presidency College, Madras.	Professor of Economics, Rajah's College, Pudukkottai.	1st August 1964.
7	Thiru P. M. Annamalai, Assistant Professor of Zoology, Presidency College, Madras.	Lecturer in Biology, Madras Medical College, Madras.	31st July 1964.
8	Thiru S. Sundaram, Assistant Professor of Botany, Presidency College, Madras.	Professor of Botany, Presidency College, Madras.	31st July 1964.
9	Thiru P. Padmanabha Iyer, Assistant Professor of Psychology, Presidency College, Madras.	Professor of Psychology, Government Arts College, Coimbatore.	7th August 1964.
10	Thiru Muhammad Abdur Rauf, Assistant Professor of Urdu, Presidency College, Madras.	Professor of Urdu, Government Arts College, Madras.	11th August 1964.
11	Selvi K. S. Sankari, Assistant Lecturer in History, Queen Mary's College, Madras.	Professor of History, Government Arts College, Ootacamund.	13th August 1964 <i>a.n.</i>
12	Thiru G. Sankararajulu, Assistant Lecturer of Tamil, Government College, Salem.	Professor of Tamil, Government College, Kumbakonam.	18th August 1964.
13	Thiru C. Agasthalingam, Assistant Lecturer of Tamil, Government Arts College, Madras.	Professor of Tamil, Government College, Ootacamund.	21st August 1964.
14	Thiru L. Rajagopalan, Assistant Lecturer of Mathematics, Government College, Kumbakonam.	Professor of Mathematics, Government College, Ootacamund.	30th September 1964.
15	Thiru K. S. Venkataraman, Regional Inspector of Physical Education, Madras.	Physical Director, Law College, Madras.	19th September 1964.
16	Thiru N. Mohamed Kadar Batcha, School Assistant, Government Madrasa-I-Azam, Madras.	Headmaster, Government Syed Murthuza High School, Tiruchirappalli.	3rd October 1964.

IV. Officers on other duty or foreign service.—(1) Thirumathi Saraswathi Duraiswamy, Inspectress of Girls Schools, on foreign service as Deputy Director under the National Council of Educational Research and Training, New Delhi.

(2) Thiru O. R. Suryanarayana, on foreign service as Principal, Sri Pushpam College, Poondi.

(3) Dr. C. V. Ramadoss, Professor of Chemistry, on other duty as full-time N.C.C. Officer, Madras.

(4) Thiru M. Kuppaswami, Professor of Economics, Government Arts College, Madras, on other duty as full-time Administrative Officer in the N.C.C.

(5) Thiru A. Krishnamurthy, Professor in Tamil, Government College, Kumbakonam, on other duty as full-time N.C.C. Officer.

(6) Thiru V. C. Devasundaram, Thiru R. Sundararajan, Professors of English, proceeded on foreign service as Professors of English, Regional Institute of English, Bangalore.

(7) Thiru N. Chandrakant Mudaliar, continued to be on other duty as Regional Officer, Hindi Teaching Scheme, Government of India at Madras.

(8) Selvi S. Bagirathi, Professor of Tamil, Presidency College, Madras, was on foreign service as Principal, Sri Parasakthi Arts College for Women, Courtallam Tirunelveli District from 13th April 1964 *a.n.* for two years.

(9) Thiru A. E. Subramanian, Professor of English, Teacher's College, Saidapet, on foreign service as Senior Assistant Professor of Regional Institute of English, Hyderabad, from 6th May 1964 *a.n.* for a period up to 31st March 1966.

(10) Thiru A. E. Varadarajan, Professor of English, Government Arts College, Ootacamund on foreign service as Assistant Professor of English, Regional Engineering College, Tiruchirappalli, from 17th June 1964 *a.n.* for a period of three years.

(11) Thiru Hyder Ali Khan, Professor in Urdu, Government Arts College, Madras, continued to be on foreign service as Reader in Persian with the University of Madras.

Retirements and Resignations.—Thiru Syed Abdul Hamid and Thiru R. R. Srinivasan, retired from service on attaining the age of superannuation (25th July 1963, 5th December 1963) were relieved on 2nd April 1964 *a.n.*, and 1st April 1964 *a.n.* respectively, on expiry of the period of their re-employment.

Thiru R. Arumugham Pillai, Principal, Government Training College, Pudukkottai, retired from service with effect from 14th April 1964 but was re-employed in the same post, till the end of May 1964.

Selvi K. M. Mohanam, who was re-employed on attaining the age of superannuation was relieved on the *a.n.* of 8th April 1964.

Thirumathi R. Rajarathinam, was relieved on the *a.n.* of 1st April 1964 on expiry of the period of her re-employment.

Thiru C. Padmanabhan, District Educational Officer, Salem, retired from service on the *a.n.* of 16th April 1964.

Thiru A. Besant Creeper Raj, Temporary Lecturer in Psychology, Government Arts College, Coimbatore resigned his appointment with effect from 24th June 1964 *a.n.*

V. Extension of services and re-employment.—The following officers, who retired from service during the course of the year under report were granted re-employment and continued in the posts noted against them :—

Thiru A. A. Ramanathan, Curator, Government Oriental Manuscripts Library, Madras, was re-employed in the same post from 18th July 1964 *a.n.* to the end of May 1965.

Thiru S. Vadivelu, Special Officer for School Meals, Madras, was re-employed in the same post for a period of one year from 6th July 1964.

Thiru R. Arumugham Pillai, Principal, Government Training College, Pudukkottai, who attained the age of superannuation on 14th April 1964 was re-employed in the same post, till the end of May 1964.

The following officers who attained the age of superannuation in the middle of the academic year, were re-employed in the same posts as noted against their names.—

Thiru S. Velayudhan, Chief Professor of Economics, Presidency College, Madras.	Till the College closes for the summer vacation of 1965.
Thiru Paul G. Dowie, Chief Professor of Geology, Presidency College, Madras.	Do.
Selvi S. Pankajam, Principal, Lady Willingdon Training College, Madras.	Till the end of May 1965.

The following Special District Educational Officers, were re-employed with effect from the dates noted against each until further orders.—

1. Thiru P. Indrabogu Mudaliar, Special District Educational Officer, South Arcot, Cuddalore. 1st July 1964.
2. Thiru S. Rangaswami Chettiar, Special District Educational Officer, Coimbatore and the Nilgiris. 15th November 1964.
3. Thiru P. A. Ramakrishna Reddy, Special District Educational Officer, Vellore. 22nd December 1964.

Deputation Abroad and Overseas Studies :

Thiru N. D. Sundaravadivelu, Director of Public Instruction, Madras, visited the U.S.A. during the months September-October 1964, at the invitation of the Government of the United States of America on a grant under the United States Educational and Cultural Exchange Programme to observe the Organisation and Administration of Local and State Educational Systems and to confer with Colleagues in his special fields of interest.

Thiru S. N. Chockalingam, Special Officer for Text-Books, was deputed to the United Kingdom for undergoing training in writing, production and distribution of Text-Books in the University of London, Institute of Education, London under a Commonwealth Educational Co-operation Scheme.

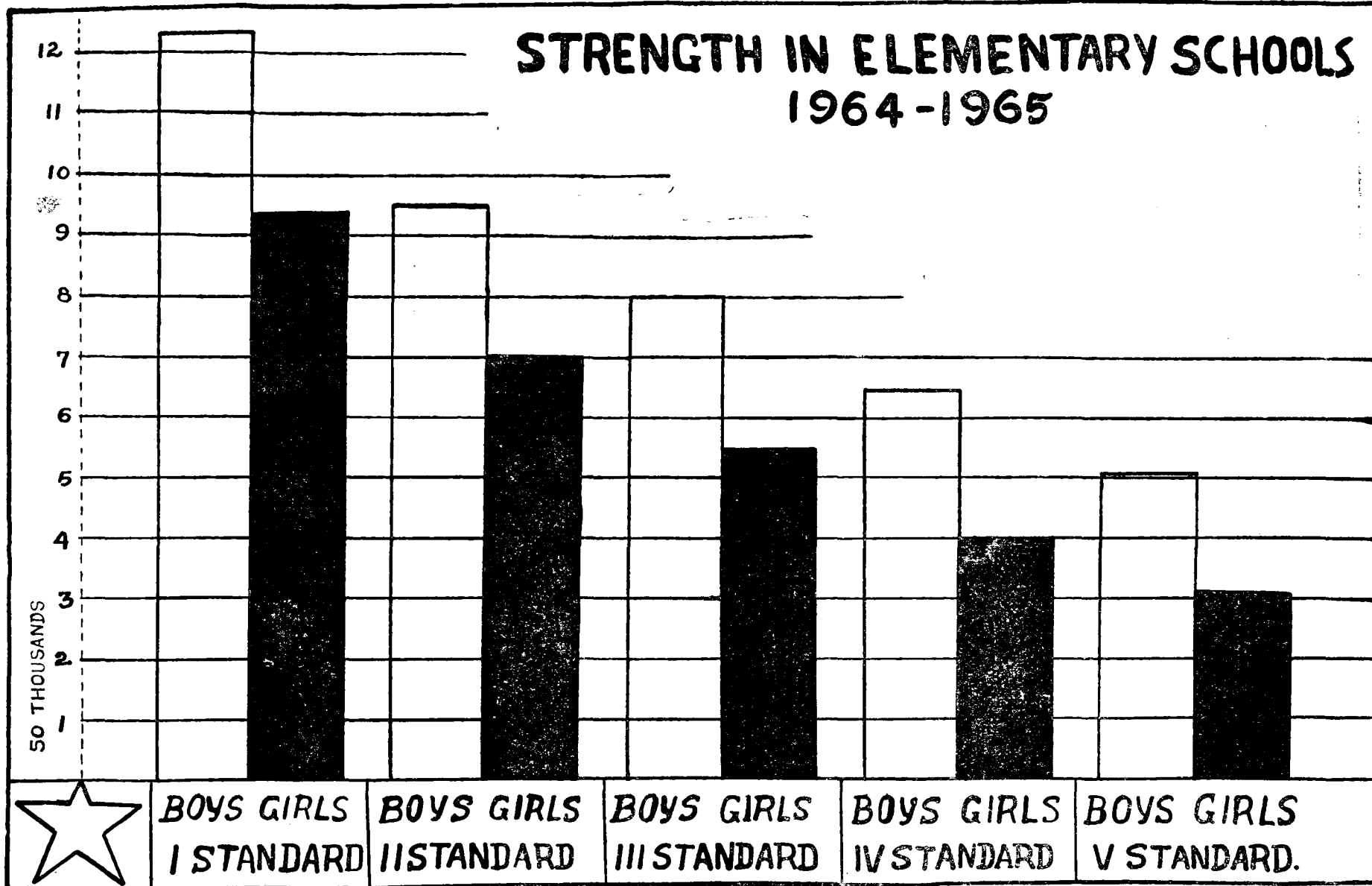
The Services of Dr. M. D. Paul, Joint Director of Public Instruction (Text-Books) were placed at the disposal of the Government of India on deputation basis for appointment as Deputy Educational Advisor with the Education Commission with effect from 20th August 1964 *a.n.*

Thiru R. Swaminathan, Professor of English, Government College, Kumbakonam, Thiru V. Sukumaran and K. Chellappan, Assistant Professors in Chemistry and English respectively proceeded to the United Kingdom for training for a year in teaching of English as a Foreign Language under Scholarships awarded by the British Council.

VI. Death.—The following officers of the Madras Educational Service expired on the date noted against each.—

- | | <i>Date of demise.</i> |
|---|------------------------|
| 1. Thiru P. Habeeb Khan, Lecturer in Arabic, Government Arts College, Madras. | 17th July 1964. |
| 2. Thirumathi Khursheed Unnissa, Lecturer in Urdu, Government Arts College, Madras. | 13th May 1964. |
| 3. Thiru K. Raghavendra Rao, Additional Professor of Chemistry, Presidency College, Madras. | 17th September 1964. |

STRENGTH IN ELEMENTARY SCHOOLS 1964-1965



CHAPTER III.

PRIMARY EDUCATION 1964-65.

GENERAL—SCHOOL-LESS VILLAGES—SCHOOLS—SCHOOL BUILDINGS—SCHOLARS—SIZE OF CLASSES AND MEDIUM OF INSTRUCTION—EXAMINATION RESULTS—SCHOLARSHIPS AND FREE PLACES—COMPULSORY EDUCATION—NEW DEVELOPMENTS ETS., PATTERN OF EDUCATION—TEACHERS—EXPENDITURE.

I. General.—The following types of schools exist for primary education in the State:—

- (1) Primary Schools—Standards I to V. *
- (2) Upper Primary Schools—Standards I to VIII.
- (3) Junior Basic Schools—Grades I to V.
- (4) Senior Basic Schools—Grades I to VIII.
- (5) Primary Departments of Secondary Schools—Standards I to V.
- (6) Primary Schools for Anglo-Indians—Standards I to VI.

This chapter deals mainly with Elementary Schools (i.e.) Schools of the non-Basic type. Details relating to Basic Schools are given in Chapter IV and those relating to Anglo-Indian Schools in Chapter XI.

All primary schools are treated as mixed schools, open to boys and girls alike. No School is permanently recognised or allowed to continue on the recognised list, unless it is a complete school with standards I to V exceptions being made in cases where a school is specifically permitted to be a feeder to a main school. Incomplete schools, newly opened are required to open the next higher standard annually, until they have a complete structure of five standards. There are also truncated upper primary standards with Standards VI to VIII only. No school that does not have a minimum monthly average attendance of twenty is continued on the list of recognised schools.

There are two categories of primary schools under "private management", viz., (1) aided non-fee levying and (2) non-aided fee levying. The aided non-fee levying schools should not levy fees in standards I to V. They are eligible (I to V) for the usual grant-in-aid. The non-aided fee levying schools may levy such rates of fees as they deem fit in Standards I to VIII but they are not eligible for any grant-in-aid including compensation grant in respect of Standards I to VIII. The Government undertook the responsibility of disbursing the salaries of teachers in all fee-levying schools which opted to become non-fee levying in Standards I to VIII. Consequent on the revision of scales of pay of teachers from 1st June 1960 a ceiling on the Maintenance Grant to Aided primary schools has been fixed at ten per cent of the assessed teaching grant from 1st June 1960.

2. *School-less Villages.*—All centres (villages and towns) in the State with a population of 300 and above are provided with one or more schools either in the habitations itself or within a distance of one mile.

3. *Schools.*—There were in the State 30,470 (30,117) institutions for primary Education at the end of the year as indicated below.—

TYPE OF INSTITUTIONS.		1963-64.	1964-65.
(1)	(2)	(3)	(3)
Type of Institutions—			
Upper Primary Schools		4,967	4,899
Primary Schools (Single Teacher)		5,125	3,062
Primary Schools (other than Single Teacher)		15,537	18,012
Total		25,629	25,973
		1963-64.	1964-65.
(1)	(2)	(3)	(3)
Anglo-Indian Primary Schools		4	4
Other Primary Schools		9	9
Basic Schools—			
Senior Basic		1,192	1,175
Junior Basic Single Teacher		266	130
Junior Basic Other than Single Teacher		3,017	3,179
Total		4,475	4,487
Grand total		30,117	30,470

* The revised pattern of Education introduced in G.O. 883, Education, dated 25th April 1963 and Revised Syllabus for the revised Standards approved in G.O. Ms. No. 1386, Education, dated 21st July 1966.

The district wise distribution of Primary schools is given in Subsidiary Table No. 15.

Opening of new schools.—The number of Municipal, Panchayat Union and Aided elementary schools, which were newly permitted to be opened during the year 1964-65 and the number of schools upgraded as upper primary schools, are furnished in the statement below :—

(1) Number of new schools permitted to be opened ..		{ Municipal—5. Panchayat Union—129. Aided—27.
(2) Number of schools upgraded		{ Municipal—5. Panchayat Union—86. Aided—51.

Elementary Education Grants.—In G.O. Ms. No. 1194, Education, dated 1st July 1964, Government have entrusted to the Director, the responsibility for the release of elementary education grants to Panchayat Union Councils with a view to regulate the expenditure on Elementary Education.

4. *School Buildings.*—Out of the total of 25,973 (25,629) Primary schools, 15,704 (13,490) were accommodated in their own buildings, 3,978 schools in rented buildings and the rest 6,291 schools were in rent-free buildings. The number of school buildings newly constructed during the year was 427 (765) (Subsidiary Table No. 18). Sixteen thousand and twelve schools were accommodated in pucca buildings and 9,961 in thatched buildings. Three thousand four hundred and twenty (3,535) schools had no gardens while 18,943 (23,316) schools had less than 10 cents, 3,402 schools had 10 cents to one acre and 208 schools had more than one acre of garden area. (Subsidiary Table No. 3).

5. *Scholars.*—The total number of pupils under instruction in Standards I to V in all types of schools in this State at the end of the year was 2,587,193 (2,517,349) boys and 18,30,217 (17,41,126) girls. This works out to 101.29 (99.7) per cent for boys and 72.23 (69.5) per cent for girls on the estimated population in the age-group 6-12 and 86.82 (84.7) per cent of the total (subsidiary Table Nos. 19 and 20).

The following statement gives the Standardwise distribution of the pupils in elementary schools (chart) excluding basic schools and other special schools.

Standard.	(1)	1963-64.		1964-65.	
		Boys. (2)	Girls. (3)	Boys. (4)	Girls. (5)
I		6,23,972	4,93,077	6,18,112	4,72,118
II		4,71,705	3,34,109	4,78,553	3,55,726
III		3,80,076	2,40,434	4,01,494	2,72,868
IV		2,97,518	1,74,288	3,27,565	2,02,689
V		2,46,078	1,32,793	2,66,003	1,54,518
Total		20,20,249	13,74,701	20,91,727	14,57,919
VI		98,395	46,659	97,515	52,207
VII		62,053	28,839	68,849	34,561
VIII		46,906	20,675	50,201	22,546
Total		2,07,354	96,173	2,16,565	1,09,314
Grand total		22,27,603	14,70,874	23,08,292	15,67,233

The percentage of pupils in Standards IV and V to the strength in Standard I of Elementary schools was as shown below :—

Standard.	1963-64.				1964-65.			
	Boys. (2)	Per- centage. (3)	Girls. (4)	Per- centage. (5)	Boys. (6)	Per- centage. (7)	Girls. (8)	Per- centage. (9)
IV	297,518	47.7	174,288	35.3	327,565	52.99	202,689	42.93
V	246,078	39.4	132,793	26.9	266,003	43.03	154,518	32.72

6. *Size of Standards and Medium of Instruction.*—The maximum for a Standard was 35 pupils in average attendance. Instruction in all the Standards of a Primary school is ordinarily in the regional language. Pupils whose mother-tongue is different from the regional language are given instruction through the medium of mother-tongue or

any language other than the regional language, provided there is a minimum strength of 10 pupils in a standard or 30 pupils for the whole school. Details regarding the number of scholars according to the media of the language studied is given in subsidiary Table 9.

7. *Promotion.*—The number of pupils in each of the standards and the number promoted therefrom at the end of the school-year are given below :—

Standard.	Number on roll.		Number promoted.		Percentage.	
	Boys.	Girls.	Boys.	Girls.	Boys.	Girls.
(1)	(2)	(3)	(4)	(5)	(6)	(7)
I	618,112	472,118	599,354	340,732	96·96	72·18
II	478,553	355,726	339,272	337,706	70·89	94·93
III	401,494	272,868	278,594	191,378	69·38	70·13
IV	327,565	202,689	232,491	144,312	70·97	71·19
V	267,003	154,518	200,818	122,400	75·49	79·21

8. *Stagnation.*—The following data show the extent of stagnation in elementary schools :—

Standard.	One year or less.		More than one year and less than 2 years.		More than 2 years and less than 3 years.		More than 3 years and less than 4 years.		Four and above.	
	(a)		(b)		(c)		(d)		(10)	(11)
(1)	Boys.	Girls.	Boys.	Girls.	Boys.	Girls.	Boys.	Girls.		
I	544,394	421,538	60,453	41,390	13,117	8,923	148	267
II	424,100	319,433	45,028	30,262	9,052	5,914	373	117
III	357,063	242,394	36,815	25,171	7,421	5,076	195	227
IV	291,866	181,283	30,043	17,546	5,385	3,764	271	96
V	238,654	136,859	23,469	14,517	3,631	2,955	249	187

The percentage of stagnation and stagnation index in the primary schools were as follows :—

Standard.	Percentage of Stagnation.		Stagnation Index.**	
	Boys.	Girls.	Boys.	Girls.
I	11·92	10·71	114·08	112·71
II	11·37	10·20	113·42	111·93
III	11·06	11·16	113·01	113·19
IV	10·89	10·56	112·69	112·47
V	10·28	11·42	111·83	113·58

$$** \frac{a+2b+3c+4d}{a+b+c+d} \times 100$$

Instruction is generally free in all Primary schools, including Upper primary schools.

9. *Scholarships.*—The Harijan Welfare Department awards scholarships as indicated below :—

	No fee rate.		Half fee rate.	
	For pupils in Madras City.	For pupils in Moffusil institution.	For pupils in Madras City.	For pupils in Moffusil institutions.
Non-recurring Grant I to III	Boys. Rs. 4 p.m.			
	Girls. Rs. 5 p.m.			
	(1)	(2)	(3)	(4)
Scholarships.				
Secondary Schools and Post Basic Schools Classes				
IV & V	8·00	7·00
Standard VI & VII	23·00	23·00

Standard VIII	25·00	23·00
Standard IX to XI	35 0)	30·00
Standards VI to VIII	150·00 per annum	150·00 per annum	(rate of boarding & lodging charges and cost of books or the actual rates charged by the management of the hostel attached to the institution whichever is less plus non-residential (cost of books, etc.)
Standards IX to XI	20·00 p.m.		

NOTE.—The rate of scholarship payable to students studying in primary, upper primary and Basic schools in Kanayakumari district will be the rates admissible for secondary schools and post-basic schools.

Residential scholarships upto XI standard payable only to eligible communities. Backward Classes are not eligible for residential scholarship upto High School classes.

10. *Compulsory Education.*—Compulsory Education in this State has been in force in the Primary stage in certain select areas. The school-age for which the scheme is applicable comprises the age-group 6-11 for both boys and girls.

Prior to 1930, the scheme was in force in certain Municipalities and a few rural areas. In some of them it was applicable to boys only, while in others it was applicable to both boys and girls. Under the Post-war Development Plan, compulsion was introduced in a large number of rural areas and it was made applicable to both boys and girls. The number of Municipalities, urban areas and rural areas coming thus under compulsion are given below:—

Municipalities.	} Vide details given in Annexure III (a) to (c).
Other Urban areas.	
Rural areas.	

From 1960-61, a phased programme of compulsion has been introduced to bring under instruction all children of school-age in the State between the ages of 6 and 11. The details of the programmes are given below:—

The habitations in the State have been divided into three groups, each group of habitation covering 1/3rd of the population. The scheme of compulsory Education for children of the age-group 6-11 was introduced in 1960-61 according to a phased programme in one-third area of the State beginning with the age-group 6-7. In 1961-62 it was extended in respect of the age-group 7-8 in that area and was also introduced in another one-third of the area for age-group 6-7. During 1962-63 compulsion was introduced for the age-group 6-8 in the remaining one-third area of the State besides extending compulsion to the age-group 8-9 in the first area and 7-8 in the second area. Thus, compulsion is now in force throughout the State for the age-group 6-11. The Panchayat Union Councils have been entrusted with the task of enforcing compulsion in their areas.

The progress of compulsory primary education may be judged from the data given below:—

1. Total estimated school-age (6-12) population.	-- --	5,087,986	..
2. School-age pupils under instruction.	-- ..	4,417,410	(4,258,475)

3. Percentage of column (2) to (1) 86·82 (81·7). The target for additional enrolment of pupils of the age-group 6-11 for 64-65 was 5 lakhs pupils and the achievement during the year is 158,955.

Under the above scheme, in Primary schools alone about 9,386 teachers were appointed for the enrolment of children of the age-group 6-11 and 158,935 children were additionally enrolled.

11. *New Developments.*—The following measures introduced for securing qualitative improvement of elementary education continued to be implemented :—

(a) Local authorities can employ in upper primary and Senior Basic Schools with a strength of 400 and above (1) trained graduates as Headmasters on the scale of pay of Rs. 140—5—180—250 and (2) Physical Training Instructors if the play area in the schools is not less than $1\frac{1}{2}$ acres.

(b) The employment of trained graduates as Headmasters on Rs. 140-250 in Aided Upper Primary Schools (Senior Basic Schools) with a strength of 400 and above and of physical Training Instructors in such schools with a play area of not less than $1\frac{1}{2}$ acres is permitted according to a phased programme.

(c) Employment of separate Tamil Pandits in Upper Primary and Senior Basic Schools with 4 or more sections in new Standards VI and above.

(d) Employment of additional Secondary Grade Teachers in Primary Schools with 3 or more sections in Standard V.

(e) Development of library facilities in Primary and Upper Primary Schools for which a grant of Rs. 15 for every Primary Schools and of Rs. 25 for every Upper Primary School is paid.

General.—(f) In order to improve Physical education standards in Upper Primary Schools, Government permitted the appointment of 40 Physical Training Instructors in aided complete Upper Primary or Senior Basic Schools having a strength of 400 and above and with a play area of $1\frac{1}{2}$ acres during the year. They have also permitted the appointment of 100 graduate trained teachers as Headmasters in aided complete Upper Primary or Senior Basic Schools with a strength of 400 and above.

Government have also permitted the provision of libraries in 4,400 Primary Schools and 1,000 Upper Primary Schools during the year 1964-65.

12. *Pattern of Education* *.—The pattern of School Education continued to be 11 years, as before, with an integrated elementary school course of 8 years and secondary school course of 3 years. According to this Pattern there are three stages designated as follows :—

Standards I to V	Primary Stage.
Standards VI to VIII	Upper Primary Stage.
Standards IX to XI	Secondary Stage.

* G. O. Ms. No. 883, Education, dated 25th April 1963.

G. O. Ms. No. 1386, Education, dated 21st July 1966.

13 *English Teaching in Primary Schools.*—From 1963-64 English is being taught from Standard III and for teaching English in Primary Schools, Secondary Grade Teachers have been appointed in all schools.

Consequent upon the opening of the Regional Institute of English Teaching at Bangalore and winding up of the M. E. L. T. Scheme, 29 graduate teachers were deputed from Madras State to undergo a course of five months duration, at the Regional Institute of English, Bangalore.

1. *English Teaching.*—During the summer vacation of 1964, 2 mop-up courses at each centre for Secondary Grade Teachers working in single teacher Primary Schools were conducted and 359 teachers were trained. 10 courses were conducted in the following 5 centres.

1. Government Training School Egmore, Madras.
2. Government Training School for Men, Tiruchirappalli.
3. Government Basic Training School for Men, Tirunelveli.
4. Government Basic Training School for Men, Coimbatore.
5. C. S. I. High School, Salem.

Besides, 3 Pilot Project Schemes for the benefit of teachers in Standards VI to VIII have been conducted during the year 1964-65 in the Government Training School for Masters, Egmore, Madras and in each course 30, 29 and 32 teachers were trained respectively.

14. *Nationalisation of Text Books.*—Under the scheme of Nationalisation of Text-Books, the following new varieties of Text Books in addition to the Text Books already published were published and made available throughout the State for use in schools during 1964-65.

Tamil Text Books for Standards III, IV and V and English Text Books for Standard IV.

The distribution of text-books was made on the same lines as was in force during the previous year through selected book-sellers who were Registered publishers.

Government have permitted the Director to publish "Work book" in English for Standard IV to be used along with the detailed text-book. The work was also undertaken during the year. Arrangements were made to publish English Text Book for Standard V based on the revised syllabus to be used in schools during 1965-66 in the place of the book published in 1960.

The distribution of these text-books was continued to be made through selected District distributors, on the basis of a tender system.

15. *Improvement of Teaching of Science in Schools.*—The Science Consultant appointed under the scheme of the Pilot Project of Science Consultant during 1959-60 was continued during 1964-65 also. The Science Consultant was doing useful work in organising seminars, workshops and demonstration, etc., for Primary School Teachers.

16. *Centrally Sponsored Scheme for the Expansion of Women's Education and Training of Women Teachers.*—Construction of Quarters for Women Teachers in Rural areas. With a view to providing incentive to women teachers to reside in rural areas, during the period from 1961-62 to 1963-64 Government sanctioned the construction of 750 quarters at the rate of two quarters for each Panchayat Union area.

Upto the end of the year 1964-65, 174 quarters were completed.

17. *School Improvement Conference.*—The movement, started in 1958, continued to make satisfactory progress and as many as 15 schools improvement conferences were held in various parts of the State during the official year 1964-65, bringing the total number to 240 upto 31st March 1965. As a result, schemes worth about 598.00 lakhs were carried out upto the end of the year.

18. *Free Uniforms Scheme.*—The scheme for the provision of free uniforms to poor children continued during the year with generous response from the public. As many as 8.57 lakhs of pupils were provided with free uniforms upto 31st March 1965, the cost of the uniforms being Rs. 53.00 lakhs.

19. *Dearness Allowance.*—Government have revised the rates of dearness allowance payable to all members of the teaching and non-teaching staff in all schools under the aided and local body managements and in schools under the management of Panchayat Unions and Municipal Councils. The revised rates of dearness allowance and the pay limits for eligibility of dearness allowance revised in the first instance were given effect to from the month of May, 1964 payable on 1st June 1964 and rates revised subsequently were given effect from the month of September, 1964 payable on 1st October 1964:—

I. *Revised rates of dearness allowance payable from the salary for the month of May, 1964 with effect from 1st June 1964:—*

Pay. (1)	Dearners allowance. (2)
Below Rs. 90	Rs. 17 per mensem.
Rs. 90 and above but below Rs. 150	Rs. 20 per mensem.
Rs. 150 and above but below Rs. 210	Rs. 35 per mensem.
Rs. 210 and above but below Rs. 300	Rs. 40 per mensem.
Rs. 300 and upto 320	Amount by which pay falls short of Rs. 340 per mensem.
Rs. 321 and upto Rs. 380	Rs. 20 per mensem.
Rs. 381 and above	Amount by which pay falls short of Rs. 400 per mensem.

II. Revised rates of Dearness Allowance payable from the salary for the month of September 1964 payable on 1st October 1964:—

Pay limit. (1)	Rate of dearness allowance. (2)
Below Rs. 90	Rs. 20.50.
Rs. 90 and above but below Rs. 150	Rs. 25.50.
Rs. 150 and above but below 210	Rs. 42.00.
Rs. 210 and above but below Rs. 300	Rs. 50.00.
Rs. 300 and upto Rs. 315	Amount by which pay falls short of Rs. 350, Rs. 35.00.
Rs. 316 and upto Rs. 384	Amount by which pay falls short of Rs. 420.
Rs. 401 and upto Rs. 580	Rs. 20.00.
Rs. 581 and above	Amount by which pay falls short of Rs. 600.

20. *Payment of Advance Maintenance grant to aided primary Schools.*—Prior to 1961-62, the maintenance grant payable to aided Primary schools was paid only at the end of the year. Consequent on the abolition of levy of fees in Standards I to VIII the managements found it difficult to meet certain recurring items of expenditure such as rent, contingency, etc. Hence from 1961 an advance payment of maintenance grant based on the 50 per cent of the grant given in the previous year is sanctioned in July every year so as to enable the managements to meet the expenditure on contingencies, etc.

21. *Teachers.*—The number of teachers employed in Primary Schools excluding Basic Schools was as shown below:—

(1)	(2)	(3)
Trained Teachers	Men	69,984
	Women	38,999
	Total	<u>108,983</u>
Untrained Teachers	Men	2,696
	Women	730
	Total	<u>3,426</u>
Total number of Teachers	Men	72,680
	Women	39,729
	Total	<u>112,409</u>

The proportion of trained teachers to the total number of teachers works out to 96.95 (97.1) per cent. The districtwise distribution of teachers is given in Subsidiary Table No. 22 and number of teachers by grades and languages in Subsidiary Table No. 21.

The qualifications of teachers and the scales of pay in force under the various managements are given in Annexure I.

22. *Expenditure.*—The total expenditure (Direct charges) on Primary Schools from all sources, was Rs. 13,83,53,062 (13,00,18,479).

The expenditure, sourcewise and the percentage of expenditure to the total expenditure were as detailed below:—

(1)	Expenditure. (2)	Percentage (3)
	Rs.	
Government Funds	8,13,49,711	58.7
Local Board Funds	5,41,87,400	39.1
Fees	2,97,064	0.2
Other sources	25,18,887	2.0
Total	<u>13,83,53,062</u>	<u>100.0</u>

The cost per student was about Rs. 35.7 (35.2) on the average.

CHAPTER IV.

BASIC EDUCATION 1964-65.

SCHOOLS—SCHOLARS—STAGNATION—EXAMINATION RESULTS—TEACHERS—PRE-BASIC
SCHOOLS—TRAINING SCHOOLS—TRAINING OF TEACHERS—COMMITTEES AND
CONFERENCES—EXPENDITURE.

1. *Schools*.—The number of Basic Schools in the State on 31st March 1965 was 4,484 (4,475). The number of schools managementwise and their distribution districtwise is given in Subsidiary Table No. 24. 3,309 (3,283) schools were Junior Basic Schools and 1,175 (1,192) were Senior Basic Schools. 71 (81) schools had garden space of 1 acre and above, 741 (578) schools had garden space ranging from 10 cents to 1 acre. 3,136 schools had garden space of less than 10 cents. The rest 536 had no space for gardening.

School Buildings.—Out of the total of 4,484 (4,475) Basic Schools, 3,190 were accommodated in their own buildings, 779 schools in rented buildings and the rest 515 schools were in rent free buildings. The number of school buildings, newly constructed during the year was 39 (122), Subsidiary Table No. 25. 3,205 schools were accommodated in Pucca buildings and 1,279 in thatched buildings. Further details regarding the nature of accommodation provided for these schools are given in Subsidiary Table No. 3. There were in addition, 3 (3) Post Basic Schools for Boys in the following places :—

- | | | |
|--|---|-----------|
| (1) Kallupatti (Madurai District) | } | For Boys. |
| (2) Gandhigram (Madurai District) | | |
| (3) Thirupparaithurai (Tiruchirappalli District) | | |

All the three schools continued to be under private management.

Scholars.—The number of scholars Teaching in all Basic Schools at the end of the year was 896,617 (897,208). Out of this 522,603 (526,312) were boys and 374,014 (370,896) were girls (excluding the strength in Pre-Basic Classes). The strength in the several grades was as follows :—

Grade	(1)	1963-64.		1964-65.	
		Boys.	Girls.	Boys.	Girls.
		(2)	(3)	(4)	(5)
Grade I	138,807	109,273	123,660	102,903
II	107,171	82,371	105,882	81,374
III	90,383	62,702	91,245	65,467
IV	70,999	46,204	75,787	51,158
V	60,912	36,959	36,686	39,777
VI	27,171	15,580	26,397	15,719
VII	17,341	10,203	13,260	10,326
VIII	13,528	7,604	12,686	7,290
Total	..	526,312	370,896	522,603	374,014

The strength of the Pre-Basic classes in the Basic Schools was 518 (656) boys and 605 (632) Girls. The strength of the 3 (3) Post-Basic Schools was 146 (141) boys and 52 (46) Girls, their distribution grade wise being :—

Grade	(1)	1963-64.		1964-65.	
		Boys.	Girls.	Boys.	Girls.
		(2)	(3)	(4)	(5)
Grade IX	55	22	76	25
X	50	15	33	15
XI	36	9	37	12
Total	..	141	46	146	52

Government permitted the Director to constitute an Ad Hoc Committee with suitable persons as members to assess the attainment of the students of Post-Basic Schools during the year.

As the students of the Post Basic Schools were permitted to appear for the S.S.L.C. Examination, only supplemental candidates were presented for assessment in May 1965.

The number of candidates presented by the school and the result of the assessment are detailed below:—

Serial number and name of the School.	Number of candidates presented.	Number considered to have passed with English.	Number considered to have passed without English.
(1)	(2)	(3)	(4)
1 Post Basic School, Gandhigram	6	2	1
2 Post Basic School, T. Kallupatti	3	1	1
3 Post Basic School, Vedaranyam	3	2	..
4 Post Basic School, Thirupparaithurai	1

Post Basic Schools.—The number of Post Basic Schools continued to be three.

Government have accepted the recommendation that in view of the revised pattern of Secondary Education the syllabus prescribed for Grades VIII, IX and X in Post Basic Schools may be followed in Grades IX, X and XI after renumbering the grades. The revised syllabus for Post Basic Schools (three years course) has also been approved by Government. Government have also ordered that Public Examination may be held at the end of Grade XI (G.O. Ms. No. 604, Education, dated 27th April 1964).

The students of Post Basic Schools were permitted to write for the S.S.L.C. Examination from 1965 in G.O. Ms. No. 1905, Education, dated 8th December 1964 subject to the conditions mentioned therein.

Basic Schools.—Government decided that an assessment of the work done by Basic Training Schools in the State should be made by Sri E. W. Ariyanayakam. Accordingly a One Man Committee was appointed in G.O. Ms. No. 1930, Education, dated 8th August 1961. Based on the recommendation of this Committee, Government decided that there should be no further expansion of Basic education.

As the general system of education was again reorganised into one of eleven years, the Government ordered that the Basic School syllabus for Grades I to VII might be rearranged for Grades I to VIII. The revised syllabus for basic schools for Grades I to VIII has also been approved by Government in G. O. Ms. No. 87, Education, dated 20th January 1964. The departmental instructions for the teaching of English in Standards III to VIII of Elementary Schools are to be adopted by Basic Schools also.

3. *Stagnation.*—The number of students who studied for one year and less, one to two years and over two years in the same grades was as follows:—

Grades.	One year and below.		Over one year and less than two years.		Over two years and less than 3 years.		Over three years and less than four years.		Over four years and less than five years.	
	Boys.	Girls.	Boys.	Girls.	Boys.	Girls.	Boys.	Girls.	Boys.	Girls.
(1)	(2)	(3)	(4)	(5)	(6)	(7)	(8)	(9)	(10)	(11)
Standard I ..	1,11,235	93,000	11,549	8,252	1,743	1,397	133	254
II ..	94,625	73,385	9,352	6,531	1,711	1,251	194	207
III ..	81,660	59,300	8,010	5,121	1,390	917	185	129
IV ..	68,806	46,122	5,992	4,106	1,175	841	113	89
V ..	57,193	35,404	5,334	3,416	1,023	775	146	182

The percentage of stagnation in the Basic Schools was as follows:—

Standard.	Boys.	Girls.
(1)	(2)	(3)
I	10.43	9.62
II	10.63	9.81
III	10.5	9.42
IV	9.6	9.84
V	10.21	10.99
For all Standards	10.27	9.94

4. *Examination Results.*—The number of students who passed their examination in I to V Grades and in Grade VIII was as follows :—

Grade.	Number appeared.		Number passed.		Percentage.	
	Boys.	Girls.	Boys.	Girls.	Boys.	Girls.
	(2)	(3)	(4)	(5)	(6)	(7)
I	1,28,660	1,02,903	1,07,010	84,273	83.17	81.89
II	1,05,882	81,374	88,023	67,532	83.13	82.98
III	91,145	65,467	76,167	54,191	83.56	82.77
IV	75,787	51,158	59,892	41,899	79.02	81.90
V	63,686	39,777	53,359	31,972	83.78	80.37
VIII	12,686	7,290	11,342	6,870	89.40	94.23

5. *Teachers.*—The number of teachers employed in Basic Schools was as shown below :—

(1)	By management.					
	Government.		Panchayat Union.		Municipal Board.	
	Men.	Women.	Men.	Women.	Men.	Women.
(2)	(3)	(4)	(5)	(6)	(7)	
Number of Trained Teachers—						
1 Post—Graduates	--	--	--	--	--	--
2 Graduates	3	2	6	--	7	2
3 Passed, Intermediate, Matriculation, S.S.L.C. or equivalent examination.	596	336	2,754	688	344	832
Non-Matriculation—						
4 Passed III Form or VIII Standard.	455	320	4,211	2,490	662	1,104
5 Total trained teachers ..	1,054	674	6,971	3,178	1,013	1,439
Number of untrained Teachers—						
6 Post—Graduates	--	--	--	--	--	--
7 Graduates	--	--	2	1	--	--
8 Passed, Intermediate, Matriculation S.S.L.C. or equivalent examination.	7	--	53	49	2	--
9 Non-Matriculantes	4	2	85	85	1	2
10 Total Untrained	11	2	140	85	3	2
11 Total of trained and Untrained teachers.	1,065	676	7,111	3,263	1,016	1,441

	By Management—cont.					
	Aided.		Unaided.		Total.	
	Men.	Women.	Men.	Women.	Men.	Women.
(8)	(9)	(10)	(11)	(12)	(13)	
Number of Trained Teachers—						
1 Post—Graduates	1	5	--	--	1	5
2 Graduates	28	8	--	--	44	12
3 Passed, Intermediate, Matriculation, S.S.L.C. or equivalent examination.	2,596	1,823	--	--	6,290	3,185
Non-Matriculation—						
4 Passed, III Form or VIII Standard.	8,635	4,017	--	--	8,663	7,947
5 Total trained teachers ..	6,260	5,859	--	--	15,298	11,149
Number of Untrained Teachers—						
6 Post—Graduates	--	--	--	--	--	--
7 Graduates	2	2	--	--	4	2
8 Passed, Intermediate, Matriculation, S.S.L.C. or equivalent examination.	6	12	--	--	68	61
9 Non-Matriculantes	83	24	--	--	173	62
10 Total Untrained	91	38	--	--	245	127
11 Total of trained and Untrained teachers.	6,351	5,896	--	--	15,543	11,276

The proportion of trained teachers to the total, works out to 93.6 (93.2) per cent.

6. *Pre-Basic Schools*.—Details regarding Pre-Basic Classes attached to Basic Schools may be found in Chapter X.

7. *Training Schools*.—Details regarding Basic and Pre-Basic Training Institutions may be found in Chapter VII.

8. *Training of Teachers*.—To meet the requirement of teachers during the Third Five Year Plan period and to implement the Compulsory Education Scheme, 66 additional sections were opened in Training Schools during the first year of the Third Five Year Plan period. This additional provision was utilised during 1964-65 also.

9. *Syllabi for Basic Training Schools*.—Considerable experience has been gained in the implementation of Basic Education during the last sixteen years in this State. With a view to consolidating the experience gained, the syllabus for the Basic Training School has been revised with reference to G.O. Ms. No. 1316, Education, dated 17th December 1962 and revised syllabus came into force from 1963-64. The first examination under the revised scheme was held in April 1965. The following are the salient aspects of the revised scheme.

(i) Shifting of the emphasis from cloth-craft to food-craft.

(ii) The introduction of special methods of teaching Mathematics, Science and Social Studies.

(iii) Introduction of Text Books in Tamil.

(iv) Certain important changes were also introduced in the Basic T.S.L.C. Examination under the new scheme. In the T.S.L.C. Examination (Basic), papers on the Methods of teaching General Mathematics, General Science and Social Studies, each of 1½ hours duration have been introduced. Besides this a paper on Regional language (Text and method) of 2½ hours duration has also been introduced.

10. *Qualitative improvement*.—In the past provision for libraries and laboratories did not received due attention. The inadequacy of library and laboratory facilities in basic training schools is being set right of late. Government have in their G. O. Ms. No. 519, Education, dated 10th April, approved the proposal of the Director for providing a nucleus of a laboratory at a cost of Rs. 2,000 cash and a library at a cost of Rs. 1,000 each for all the 79 Government Training Schools in this State.

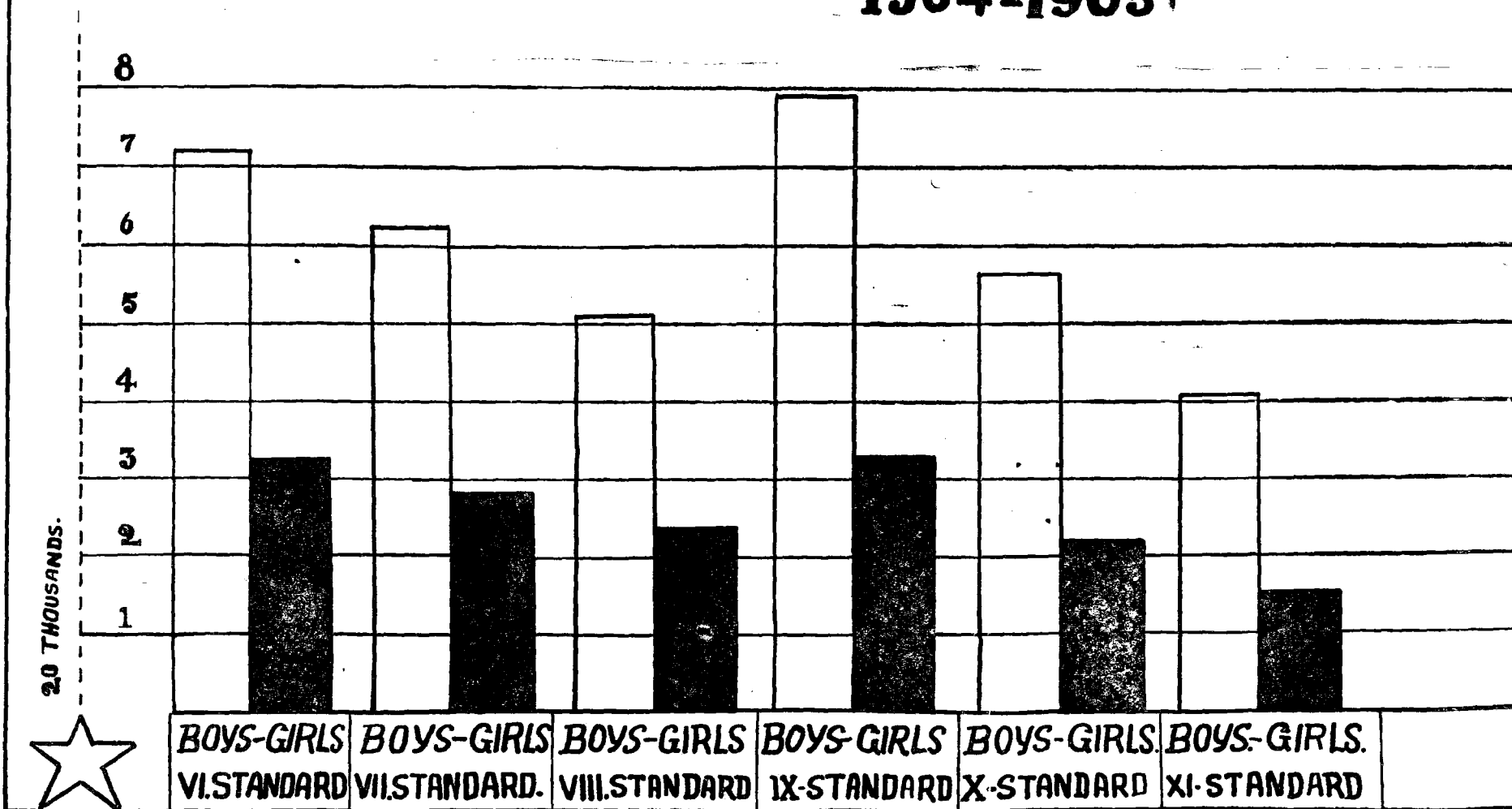
The existence of the Elementary/Junior Basic Grade Teacher-Training was considered to be the weakest link in the otherwise progressive educational system in this State. In view of the admitted need for raising the standard of instruction at primary level, it was felt necessary to provide for the employment of better qualified teachers than at present. To this end the phased abolition of the Elementary/Junior Basic Grade Training Course and the insistence on the employment of only secondary grade teachers in Primary Schools in future was considered unavoidable. The Elementary Education Reform Committee also recommended that elementary grade training course should be eliminated gradually so that there would be only secondary grade training after a few years. The scheme of abolition of elementary grade/junior basic grade training course was therefore approved by Government, in their Memorandum No. 52920 E6/62-6, Education, dated 2nd March 1963. Following this, Government in their Memorandum No. 106759 E6/64-3, Education, dated 20th November 1964 ordered that the scheme be spread over seven years.

During 1963-64, eighteen sections of the elementary/Junior grade were abolished while the number abolished during 1964-65 was fifty-five. An equal number of secondary Senior basic grade sections were opened in their places.

11. *Craft Equipment Stores*.—The number of Craft Equipment stores at the end of the year was forty-seven. Of these thirty-three were attached to the Government Basic Training Schools and fourteen to the offices of the Deputy Inspectors of Schools.

Basic Education Week.—In accordance with the instructions issued by the Government of India, the Basic Education Week was organised and celebrated throughout the State in a fitting manner from 20th to 26th January 1965.

STRENGTH IN SECONDARY SCHOOLS 1964-1965



14. *Expenditure.*—The total expenditure on the three (3) Post-Basic Schools (direct charges) was Rs. 73,021 (74,016). The total expenditure (direct charges) on Basic Schools (Senior/Junior) excluding Post Basic-Schools, from all sources was Rs. 3,33,96,789 (3,06,28,285). The expenditure sourcewise and the percentage of expenditure to the total expenditure were as detailed below:—

	<i>Expenditure.</i>	<i>Percentage.</i>
	RS.	
Government Funds	2,10,37,750	63
Local Body Funds	1,15,70,450	34.64
Fees	29,410	0.08
Other Sources	7,59,179	2.28
	<u>3,33,96,789</u>	<u>100.00</u>

The cost per pupil in basic schools was 37.24 (34.1) on the average.

CHAPTER V.

SECONDARY EDUCATION—1964-65.

GENERAL—SCHOOLS—NEW DEVELOPMENT SCHEMES, ETC.—BUILDINGS—SCHOLARS—
MEDIUM OF INSTRUCTION—REVISION OF SYLLABUSES—SCHOOL FEES—SCHOLAR-
SHIPS AND FREE PLACES—EXAMINATION—RESULTS—TEACHERS—FINANCE.

1. *General.*—Schools for Secondary Education in the State are of the following types:—

- (1) (Indian) High Schools—Standards I to V, Standards VI to VIII and Standards IX to XI.
- (2) (Indian) Middle Schools—Standards I to V, Standards VI to VIII.
- (3) (Anglo-Indian) High Schools—Standards I to XI.
- (4) (Anglo-Indian) Primary Schools—Standards I to VIII.
- (5) Matriculation Schools recognised by the Madras University—Standards I to XI.
- (6) Public Schools—Kindergarten, Transition and I to XI classes.
- (7) Special Secondary Schools.

Indian Secondary Schools may have all or any of the standards in the primary stage, or they may have classes from standards VI upwards only. At the end of the Indian Secondary School course, the students take the S.S.L.C. Public Examination conducted by the Commissioner for Government Examinations.

The pattern of school education, which was compressed into one of ten years. An integrated elementary course of 7 years duration, followed by three years of secondary education (standards I to X) was again reorganised in the year 1963-64 and the school course has been made as one of eleven years, as before, with an integrated elementary school course of eight years and secondary school course of three years. The public External Examination at the end of the Elementary School course has also been abolished. According to this pattern there are three stages designated as follows:—

Standards I to V	Primary stage.
Standards VI to VIII	Upper primary stage.
Standards IX to XI	Secondary Stage.

Schools are classified either as boys' schools or as girls' schools. Boys above the age of 12 are not admitted into girls' schools, and in no case they are permitted into study in the upper standards of any girls' schools. Girls may be admitted into boys' schools in areas where there are no girls' schools, but the management should make adequate arrangements for the conveniences necessary for the girls and where there is an appreciable enrolment of girls, the management should appoint women teachers. The matriculation schools send up candidates for the Matriculation examination conducted by the

Madras University. The Lawrence School, Lovedale, Nilgiris is a 'Public School'. The Sainik School at Amaravathinagar, Coimbatore district opened during the year 1962-63 is functioning under the management of the Union Government. Children of all stages are admitted into the schools. Details regarding Anglo-Indian schools are given in Chapter XI.

2. *Schools*.—The number of secondary schools at the end of the year was 2,164 (1965) as detailed below:—

(1)	1963-64.		1964-65.	
	<i>Schools for</i>			
	<i>Boys.</i>	<i>Girls.</i>	<i>Boys.</i>	<i>Girls.</i>
	(2)	(3)	(4)	(5)
Indian Secondary Schools—				
High	1,659	389	1,725	314
Middle	76	7	62	9
Total ..	1,645	396	1,787	323
Schools for Anglo-Indian—				
High	20	20	20	20
Middle
Total ..	20	20	20	20
Matriculation and Special Secondary Schools—				
(Including Sainik School, Amaravathinagar).	6	7	4	9
Public School	1	..	1	..
Total ..	7	7	5	9
Grand Total ..	1,672	323	1,812	352

181 (187) new Indian Secondary Schools, 157 (148) for boys and 24 (39) for girls (*vide* Annexure IV), were opened during the year as detailed below:—

(1)	<i>Boys' Schools.</i>	<i>Girls' Schools.</i>
	(2)	(3)
Government	9	..
District Board/Municipal	123	15
Aided	19	9

The names of the special secondary schools and Matriculations schools are as given below:—

Public Schools.

1. The Lawrence School, Lovedale, Nilgiris District.

Special Schools.

1. Sainik School, Amaravathinagar, Coimbatore District.

Matriculation Schools.

1. Sacred Heart Matriculation School (Boys), Tirupattur, North Arcot District.
2. Nazareth Convent High School, Octacamund, Nilgiris District.
3. St. Joseph's Matriculation School, Madurai.
4. St. Joseph's Matriculation School, Coimbatore.
5. Don Bosco Matriculation School (Boys), Egmore, Madras.
6. Good Shepherd Convent Matriculation School, Nungambakkam, Madras.
7. Ewart Matriculation School, Vepery, Madras.
8. Sacred Heart Convent Matriculation School, Church Park, Madras.
9. Rosary Matriculation School, Mylapore, Madras.
10. Fatima Matriculation School, Kodambakkam, Madras.
11. Adarsh Vidyalaya, Royapettah, Madras.
12. Vidya Mandir, Mylapore, Madras.

The distribution of Indian Secondary Schools districtwise, is given in subsidiary Tables 26 and 27. The number of (Indian) Secondary Schools, according to the degree of completeness is shown below (Subsidiary Tables 28 and 29).

(1)	1963-64.		1964-65.	
	School for.			
	Boys.	Girls.	Boys.	Girls.
(2)	(3)	(4)	(5)	
Having as the highest—				
Standard VI
Standard VII	2
Standard VIII	74	7	62	9
Standard IX	185	16	149	31
Standard X	191	38	158	15
Standard XI	1,243	235	1,418	275
Total	1,645	296	1,787	323

3. *Abolition of tuition fees.*—In G.O. Ms. No. 575, Education, dated 21st April 1964, Government have, with effect from the beginning of academic year 1964-65 abolished the levy of tuition fees in secondary schools recognised under the Madras Educational Rules. Levy of special fees for specific purposes like, medical inspection, laboratory, games, library, etc., continue to be regulated by the existing orders on the subject.

An important features in the field of Secondary Education in 1964-65, is the introduction of the new pattern of aid to aided secondary schools from 1st April 1964. In consequence of the abolition of the levy of tuition fees in all secondary schools from 1964-65, it became necessary to devise a new pattern of aid so as to relieve the managements of aided schools from the difficulty of finding the resources for paying the monthly salaries of the staff. Accordingly Government have introduced a new pattern of aid from 1st April 1964 in G.O. Ms. No. 581, Education, dated 22nd April 1964, under which the full grant towards the pay and allowance of the approved staff of every aided secondary school is paid monthly to the management concerned and a separate maintenance grant is also paid to the management, the latter being the full approved expenditure on the maintenance of the school over the managerial contribution of Rs. 1,500 a year. Rules for payment of recurring grants to aided secondary schools in the Madras State were approved in G.O. Ms. No. 730, Education, dated 13th May 1964.

4. *Schemes for the improvement of secondary education.*—In G.O. Ms. No. 726, Education, dated 18th May 1964, Government approved the Director's proposal for the implementation during 1964-65 under the Third Five-Year Plan of the following schemes for the improvement of secondary schools.

1. Improvement of existing facilities for Teaching of Science—13 schools.
2. Improvement of facilities for teaching Core subjects—60 schools.
3. Improvement of libraries—100 schools.

The scheme relating to the introduction of craft has been deferred from this year.

In G.O. Ms. No. 1703, Education, dated 22nd October 1964, Government have approved the Director's proposal to spread over 1964-65 and 1965-66 the opening of bifurcated courses in 30 secondary schools. Preliminary arrangements were made this year and the courses are to be introduced during 1965-66.

5. *Buildings.*—One thousand three hundred and eighty-seven (1270) (Indian) Secondary Schools for Boys and 265 (246) (Indian) Secondary Schools for Girls were held in own buildings. The percentage works out to 77.6 (77.2) for boys schools and 82.04 (83.1) for girls' schools (Subsidiary Table 3). Three hundred and eighty-four (276) boys secondary schools and 96 (87) girls secondary schools had no garden space, while 131 (421) boys secondary schools and 47 (136) girls' secondary schools had no playground at all and 330 boys schools and 106 girls schools had less than an acre in extent.

6. *Scholars*.—The total number of scholars under instruction in all types of secondary schools at the end of the year was as shown below :—

(1)	1963-64.		1964-65.	
	Boys. (2)	Girls. (3)	Boys. (4)	Girls. (5)
Indian Secondary Schools—				
For Boys	684,371	129,577	747,247	1,50,135
For Girls	2,739	152,704	2,088	182,004
Total	687,110	282,281	749,335	332,139
Anglo-Indian Secondary Schools—				
For Boys	8,788	1,955	8,758	1,771
For Girls	1,826	8,297	1,788	8,704
Total	10,614	10,252	10,540	10,475
Public Schools	535	128	808	113
Matriculation and Special Secondary Schools.	2,893	4,488	3,447	5,371
Grand Total	701,158	297,144	764,130	348,098

Subsidiary Tables Nos. 30 and 31 show the strength of students in Indian Secondary Schools district-wise. Column (5) in these tables indicate the relative progress of the districts in the matter of enrolment. Subsidiary Tables 32 and 33 show the strength of Secondary Schools, standardwise for boys and girls separately.

The standard wise distribution of boys and girls in these schools taken as a whole (Chart II) was as follows :—

(1)	1963-64.		1964-65.	
	Boys. (2)	Girls. (3)	Boys. (4)	Girls. (5)
Standard I	2,722	4,317	2,350	4,315
Do. II	3,226	3,615	2,990	2,871
Do. III	3,254	3,625	3,148	4,026
Do. IV	3,666	3,891	3,707	4,369
Do. V	5,938	4,708	5,578	5,007
Do. VI	144,409	56,689	143,115	65,712
Do. VII	102,664	43,754	123,020	55,622
Do. VIII	121,407	52,815	110,847	48,519
Do. IX	119,820	47,078	157,083	36,622
Do. X	95,870	34,764	113,541	48,202
Do. XI	73,114	26,030	82,955	30,924
Total	687,110	282,281	749,335	332,139

7. *Medium of instruction*.—Instruction in all the classes of Indian Secondary Schools is ordinarily in the regional language. Pupils whose mother-tongue is different from the regional language are given instruction through the medium of their mother-tongue provided there is a minimum strength of 45 such pupils in the three standards in the respective stages, viz., Standards VI to VIII and IX to XI. Special permission was accorded on a temporary basis in select schools to have English Medium in one or more sections of each Standard or for specified subjects.

8. *Special E.S.L.C. Public Examination*.—In G.O. Ms. No. 556, Education, dated 18th April 1964, Government have ordered the conduct of a Special E.S.L.C. Public Examination for the candidates who have undertaken the condensed course of instruction in Social Welfare Institutions and the Service Homes of the Women's Welfare Department.

9. *Re-organisation of School Education.*—Because of the change over from a ten-years pattern to a eleven year pattern from 1963-64 the syllabi in the various languages and subjects were suitably revised by special committees appointed for the purpose. The draft syllabi were published in the *Fort St. George Gazette* for suggestions and comments from educationists. Comments and suggestions received from as many as 1,500 sources were gone through and given due consideration in finalising the syllabi. It has been proposed that the revised syllabi may be introduced in the various standards as detailed below.

Standards.	Year of introduction.
I to V	1965-66
VI and IX	1966-67
VII and X	1967-68
VIII and XI	1968-69

This spacing would give the department the time required for getting the text-books prepared according to the revised syllabi and approved by the Text Book Committee for the various subjects and standards.

10. *School fees, Scholarships and free places.*—The School year for purpose of fees is divided into two terms, one, the long term commencing from the reopener of the school after the summer vacation and continuing till the Christmas Holidays, and the other, the short term commencing from the new year and extending to the beginning of the summer vacation. With the abolition of the levy of tuition fees in Secondary Schools recognised under the Madras Educational Rules from 1964-65 *vide* G.O. No. 575, Education, dated 21st April 1964, only special fees are collected for such school activities as physical education and games, library, literary association and reading room, stationery, excursion and scouting, visual education, medical inspection and for practical work in Science.

Scholarships in force in secondary schools are indicated in Annexure II. The scholarships are sanctioned in the Education Department by the District Educational Officers or the Inspectress of Girls' Schools concerned, and in the Harijan Welfare Department by the District Collectors in the mufassal and by the Director of Harijan Welfare, Madras in the city.

11. *State Government Scholarships.*—Every year, scholarships are being awarded by this department to pupils of promise whose pecuniary circumstances are certified by the head of the institutions to be such as to prevent them from prosecuting their studies without assistance. Based on merit and means, these scholarships are being awarded to the students. The scholarships shall be granted only to those who are native of Madras State or who are domiciled therein subject to the condition that they are promoted to the next class with at least 60 per cent of the marks in the aggregate.

12. *Educational concessions to children and dependents of ex-service men and defence personnel.*—During the year educational concessions and boarding charges were granted to children and dependants of ex-servicemen who were eligible for such concessions from out of the Post War Services Reconstruction Fund and also to the children and dependants of ex-service personnel belonging to the categories of Civil Pioneer Force Unit, Women Auxiliary Corps of India provided the monthly income of the ex-service person concerned did not exceed Rs. 200. Concessions were also granted to children of defence personnel belonging to the categories of Junior Commissioned Officers and other ranks below Junior Commissioned Officers and to the children of Personnel who were either killed or incapacitated in action. These children were also eligible for a book allowance. Government have also directed that the concessions in force during the present emergency be extended to the members of the Armed Forces of all ranks whose studies were interrupted by persons of their enrolment, if and when they were released from the Armed forces.

13. *Examination Results.*—The number of students who passed their VIII Standard at the end of the year was as given below :—

(1)	Number on roll.	Number passed.	Percentage.
	(2)	(3)	(4)
Boys	1,10,847	83,717	75.5
Girls	48,519	33,993	70.6

The results of the other equivalent examinations are given in the Table VIII.

Comparative statistics for the S.S.L.C. Public Examinations, taken as a whole, are given below :—

(1)	Number of candidates taking subjects eligible for University courses of study.	Number declared eligible.	Percentage of column (2) to column (1).
(1)	(2)	(3)	(4)
All candidates—			
March, 1965—			
Boys	87,900	46,431	52.1
Girls	31,385	18,212	58.0
October, 1965—			
Boys	21,390	5,026	23.5
Girls	6,190	1,105	17.9
School Candidates only—			
March, 1965—			
Boys	81,344	45,583	56.0
Girls	29,086	17,924	61.6

43.4 per cent of the girls who took the examination was presented by boys' schools.

14. *Teachers.*—(a) The qualifications prescribed for the main categories of teachers and the scales of pay sanctioned for teachers under the different managements are furnished in Annexure I.

The number of teachers in Indian Secondary Schools was 44,379 (41,587) as shown below :—

(1)	1963-64.		1964-65.	
	Trained. (2)	Untrained. (3)	Trained. (4)	Untrained. (5)
Men	28,434	2,887	29,858	3,288
Women	9,475	791	10,313	920
Total	37,909	3,678	40,171	4,208

The number of teachers for each of this stages in this Indian Secondary Schools was as detailed below :—

Teachers working in each of the stages.

(1)	I—V.		VI—VIII.		IX—XI.	
	Men. (2)	Women. (3)	Men. (4)	Women. (5)	Men. (6)	Women. (7)
High School—						
Boys	332	181	16,297	2,480	15,754	1,460
Girls	5	267	66	2,983	115	3,413
Middle Schools—						
Boys	123	128	452	228
Girls	38	2	55
Total	460	614	16,817	5,746	15,869	4,873

For the year 1964-65 the percentage of trained teachers to the total number works out to 90.08 (90.8) for men and 91.8 (92.3) for women. The number of teachers by grades and languages is given in subsidiary Table 34.

15. *Finance*.—Secondary Schools under private management are aided by the State Government. The amount of aid payable in any one year is the pay and allowances of the approved staff and is paid monthly besides an annual maintenance grant in excess of Rs. 1,500 over the full approved expenditure.

Consequent on the introduction of the block grant system, no grant of any kind is payable to District Boards. As regards the payment of grants to Secondary Schools under Municipal Councils, there is no change in the policy.

The total expenditure on Secondary Education (Direct charges) during the year from all sources was Rs. 9,82,72,263 (9,01,04,770).

The expenditure, source-wise, and the percentage of expenditure to the total were as detailed below:—

(1)	Boys' Schools.		Girls' Schools.	
	Expenditure.	Percentage.	Expenditure.	Percentage.
	(2)	(3)	(4)	(5)
Government funds	5,09,93,943	62.40	1,12,20,086	67.78
Local Body funds	2,27,07,742	27.79	34,93,476	21.10
Fees	39,13,690	4.79	5,74,046	3.47
Other sources	41,03,135	5.02	12,66,145	7.65
Total	8,17,18,510	100.00	1,65,53,753	100.00

The expenditure per head was Rs. 91.06 (92.6) in boys' schools and Rs. 89.92 (94.6) in girls' Schools.

CHAPTER VI.

UNIVERSITY AND COLLEGIATE EDUCATION—1964-65.

UNIVERSITY—COLLEGES FOR MEN—COLLEGES FOR WOMEN—SIZE OF CLASSES—SCHOLARSHIPS AND FEE CONCESSIONS EXAMINATION RESULTS INSTRUCTION—BUILDING AND EQUIPMENT—STAFF EXPENDITURE.

I. *Universities*.—There were two Universities in the State as in the previous year and the strength of them, by faculties was as follows:—

(1)	1963-64.		1964-65.	
	Men.	Women.	Men.	Women.
	(2)	(3)	(4)	(5)
1 Pre-Professional
2 Pre-University College	403(a)	44(a)	514(a)	66(a)
3 Arts	340(a)	53(a)	353(a)	55(a)
4 Science	651(a)	65(a)	750(a)	90(a)
5 Commerce	232(a)	..	211(a)	..
6 Agriculture	278(a)	..	280(a)	..
7 Engineering	706(a)	..	767(a)	..
8 Technology	608(c)	..	271(a)	..
9 Bachelor of Architecture	94(b)	2(b)
10 Education	121(a)	19(a)	113(a)	16(a)
11 Diploma in Teaching	32(a)	11(a)	31(a)	7(a)
12 Diploma in Painting	12(a)	3(a)
13 Diploma in drawing	15(a)	2(a)
14 Diploma in Business and Industrial management	61(b)	4(b)	70(b)	2(b)
15 Oriental Learning	100(a)	38(a)	82(a)	33(a)
16 Certificate and Diploma course in foreign language (German French and Russian)	76(b)	14(b)
17 Music	37(c)	62(e)	33(c)	52(c)
18 Degree in Library Science	9(b)	7(b)	10(b)	6(b)
19 Diploma in Politics and Public Administration	28(b)	3(b)	36(b)	5(b)
20 Diploma in Economics	7(b)	..	9(b)	..
21 Diploma in Statistics	23(b)	..	15(b)	3(b)
22 Other Diploma and Certificate Courses	196(c)	27(c)	143(c)	16(c)
	3,938	338	3,784	367

NOTE:—(a) Relates to Annamalai University, (b) Relates to Madras University and (c) Relates to both the Universities.

1. *Madras University*.—Thiru A. Lakshmanaswamy Mudaliar continued as Vice-Chancellor of the University. The Dr. Alagappa Chettiar's College of Technology, Guindy, is directly managed by the University and it had a strength of 520 (480) courses of Lecturers for Honours and post graduate students continued to be organized on an Inter-Collegiate University co-operation basis. The University also conducted diploma and certificate courses as detailed below :

Name of the Course.		Men.	Women.	Total.
(1)	(1)	(2)	(3)	(4)
1	Degree Course in Library Science	10	6	16
2	Diploma course in Economics Madras Centre	7	..	7
3	Do. Madurai Centre	2	..	2
4	Do. in Politics and Public Administration	36	5	41
5	Do. in Statistics	15	3	18
6	Do. in Indian Music	3	19	22
7	Do. in Anthropology	4	1	5
8	Do. in Business Industrial management	70	2	72
9	Do. in German	11	4	15
10	Do. in French	3	1	4
11	Do. in Geography	8	..	8
12	Certificate course in Anthropology	4	4	8
13	Do. in Germany	19	5	24
14	Do. in French	5	2	7
15	Do. in Russian	5	2	7
16	Do. in Librarianship	28	4	32
		<hr/>	<hr/>	<hr/>
		230	58	288

2. *Legislation*.—The following amendments to the statutes were adopted by the senate during the year and received the assent of the Chancellor.

I. (a) Amendment to statute 3 in the Appendix to chapter IX Vol. I. University Calender 1957-58. governing Gratuity-Cum-Pension-cum-Provident Fund an Insurance Scheme for teachers clarifying the said statute.

(b) Addition to statute 2 of chapter XII Syndicate Vol. I. University Calender 1957-58 making suitable provision to accept loans offered by University Grants Commission or by State or Central Governments.

II. Some of the amendments to the ordinances which were made by the syndicate are detailed below :—

(a) Amendments to ordinance in Chapter XXXVIII Vol. II University calender 1959-60 prescribing programme of date for payment of fees for certain examinations.

(b) Amendment to ordinance 11 of Chapter XL Vol. II University Calender 1959-60 consequent in the revision of date of receipt of applications for exemption in respect of certain examinations.

(c) Amendments to existing ordinances relating to the eligibility in Chapter XXXIV Vol. II University calender 1959-60, in view of eleven years of schooling now prescribed for S.S.L.C. Public Examination.

(d) Amendments to ordinances relating to the Anglo-Indian High School Examination in Chapter XXXIV Vol. II University calender 1959-60 consequent on the adoption of eleven years course in Anglo-Indian High School.

(e) Adoption of ordinances relating to the rules of eligibility for the reorganised Oriental Secondary School Leaving Certificate Examinations.

(f) Amendments to ordinance in chapter XV 'Boards of studies' Vol. I, University Calender 1957-58 regarding formulation of certain suggestions for the reconstitution of the Boards and also to provide for constitution of the following new boards:— Architecture and Town Planning, Physiology, Sociology and Anthropology, and Industrial and Business Management.

(g) Amendment to the ordinance 12 in Chapter XXVI, Vol II. University Calender, 1959-60 regarding ranking of candidates at the examinations in the publication of results.

(h) Amendment to the ordinance in Chapter XXXV, Vol. II, University Calender 1959-60, relating to the Oriental Title Examinations giving option to the candidates either to answer a question on paraphrase or translation in regard to Part II of Paper II.

III. *Certain important Amendments to regulations which were adopted by the Academic Council.*—(a) Regulations for the newly instituted M.A. in Criminology and Forensic Science.

(b) Amendments to regulations relating to the Diploma for the above subjects.

(c) Granting exemption to appear for the examinations privately in respect of alumni of the University who have joined the Defence Services (Chapter XL, Vol. II University calender 1959-60).

(d) Amendments to the regulations relating B.Com, B.L., M.B.B.S., B. Pharm., B.D.S. and B.V.Sc. Degree regarding ranking in the publication of results.

(e) Amendment to regulation 4 (c) of M.Sc. Home Science (revised regulations) prescribing 15th March for the submission of theses. Amendment to the regulation 4(a) of M.Sc. (Home Science) (revised regulation) increasing the duration for M.Sc. (Home Science) Part II, Practical Examination in the Nutrition Branch.

(f) Additional Regulation 41 to M.B.B.S. integrated course providing for D.M.S. Diploma holders to qualify for M.B.B.S.

(g) Amendments to Regulations in Chapters LXV, M.D. and LXVI MS regarding the duration of the course for Post-Graduate Degree students who have qualified for Basic Degree from other Universities (one year more than that prescribed for students of this University).

Courses of studies.—To relieve the pressure for admission in colleges the Principals of Colleges were permitted to have a seventh batch in a few colleges and for increased numbers in others subject to accommodation, equipment, etc. Further a maximum of 90 students per batch was allowed instead of the usual 80 in certain well established colleges. As a result of this decision and of the opening of 10 new colleges, the sanctioned intake for the year rose to 35,200 students in the P.U.C. Course.

The following new institutions were opened during the year under report, Pre-University colleges were granted affiliation.—

(a) Government Arts College (Women), North Madras.

(b) D.D.G.D. College, Arumbakkam.

(c) R.M.V. Arts College, Coimbatore.

(d) Government Arts College, Cuddalore.

(e) Government Arts College, Krishnagiri.

(f) G.T.N. Arts College, Dindigul.

(g) Christian College, Marthandam.

(h) Lakshmipuram Arts College, Neyyoor.

(i) Sri Parasakthi Arts College (Women), Courtallam.

(j) Government, Thirumagal Mills Arts College, Gudiyatham.

An Engineering College and College of Oriental Culture, viz., Regional Engineering College, Tiruchirappalli and Poompuhar College of Oriental Culture, Melayoor P.O., Thanjavur district were opened during the year.

The number of constituted and affiliated colleges under the University within the limits of the Madras State as at the end of the year was as detailed below:—

	<i>For men.</i>	<i>For women.</i>
1 Arts, Science and Commerce	57	22
2 Education	12	6
3 Engineering	9	..
4 Medicine	8	..
5 Agriculture	1	..
6 Veterinary	1	..
7 Law	1	..
8 Physical Education	3	..
9 Music	1	..
10 Oriental Learning	16	..

II. *Annamalai University*.—The Annamalai University is of the residential and Unitary type. The various faculties provided for in the University and the number of scholars in them are as detailed below:—

	<i>Men.</i>	<i>Women.</i>	<i>Total.</i>
1 Pre-University	514	66	580
2 Arts	353	55	408
3 Science	750	90	840
4 Engineering	767	..	767
5 Commerce	211	..	211
6 Technology
7 Agriculture	230	..	230
8 Education	113	16	129
9 Diploma in Teaching	31	7	38
10 Diploma in Drawing	15	2	17
11 Diploma in Engineering (Polytechnics)	271	..	271
12 M. O. L.	2	..	2
13 Oriental studies	82	33	115
14 Sangeetha Bhushana	30	33	63
15 B. Music
16 Certificate course in Tamil Music
17 Other certificate courses	93	6	99
18 Other Diploma courses	11	1	12

General Dr. C. P. Ramaswamy Aiyar, LL.D. D., Litt. continued to be the Vice-Chancellor.

Change in Courses.—Among other special features of the year mention may be made of the following:—

- (a) The institution of a Diploma Course in German.
- (b) The institution of a Certificate and Diploma course in Hindi.
- (c) The institution of a Entrance test for admission to Siromani Course (Sahitya Branch).
- (d) Provision for the Part-time study leading to the M. Sc. (Engineering degree) for the benefit of the teaching staff of the Faculty of Engineering and Technology.

Grants were sanctioned by the University Grants Commission to the University for the furtherance of its academic activities, the more important of which are mentioned below:—

- (i) A grant of Rs. 60,400 for the establishment of a Non-resident women students' centre in the University for 100 women students. On a sharing basis of 3 : 1 the University Grants Commission's share of cost being 45,300.
- (ii) Non-recurring and recurring grant during the III Plan period on 50 per cent matching basis towards institution of a three-year Diploma course in Sculpture.

(iii) A grant on 50 per cent matching basis for intensive course in spoken English for junior students for a period of three years during the III Five Year-Plan.

(iv) Sanction of 50 per cent matching basis grant towards the construction of 54 staff quarters at a total cost of Rs. 15,76,575 the commission's share being Rs. 7,88,287.

(v) Additional grant of Rs. 6,637 for collection of Sanskrit manuscripts.

P. L. 480 Grants.

The United States department of Agriculture sanctioned a grant of Rs. 99,750 from P. L. 480 Fund on 100 per cent basis for the Research Project entitled "Scheme for the collection and Identification of Fungi of South India" for implementation in a period of five years from 5th October 1964 by the Faculty of Agriculture.

The Government of Madras sanctioned during the year grants—

- (1) Recurring grant of Rs. 1,22,000 for the College of Agriculture Planning Forum.
- (2) A non-recurring grant of Rs. 1,170 for University Planning Forum.
- (3) A non-recurring grant of Rs. 7,550 for non-resident women students Centre.
- (4) A non-recurring grant of Rs. 6.5 lakhs for development schemes under the II and III Year Plan and an additional recurring block grant of Rs. 1,16,000 per annum towards expenditure on.

(i) Appointment of additional staff in certain departments.

(ii) Extra expenditure under Dearness Allowance to non-teaching staff in the scale of Rs. 150-400.

Amendments to regulations (i) providing two examinations in a year for the students of B.Sc. (Agriculture), (ii) Provision for registration of the members of the teaching staff in the Faculty of Engineering and technology by part time study for M. Sc. Engineering, (iii) Amendment to regulation changing the name "Field Work" relating to M. Sc. in Statistics as "Field work an Disseration" (iv) providing for three practical tests instead of 2 for the B.Sc., degree examinations, (v) for separate minimum for pass in theory, and practical in examination of the Diploma in teaching of Tamil or Sanskrit additional paper on "Introduction to the study of English Language under Part III of B.A., Language Course.

College for Men.

There were, excluding the arts and science faculty of the Annamalai University 57 (48) College at the end of the year, (College of Indian Medicine Palayamkottai was opened during the year).

The Madras University granted affiliation in new courses in Men's colleges as detailed below:—

<i>Name of the College.</i>	<i>Course of Study.</i>
1 Pachiappa's College, Madras	B. Com., Part III—Advanced Banking and Currency.
2 Sri Paramakalyani College, Alwarkurichi	(i) B.Sc., Branch I—Mathematics with Physics and Chemistry as Ancillaries. (ii) B.Sc., Branch III—Physics Main with Chemistry and Mathematics Ancillaries. (iii) B. Sc., Branch IV—Chemistry Main with Physics and Mathematics or Physics and Zoology Ancillary. (iv) B. Sc., Part—I English. (v) B. Sc., Part—II Tamil. (vi) P.U.C., Part III Gr. B—Commerce and Advanced Tamil.

<i>Name of the College.</i>	<i>Course of Study.</i>
3 A.V.C. College, Mayuram	B. Sc., Part III—Physics Major with Chemistry and Mathematics Ancillaries.
4 Government Arts College, Ootacamund.	B. A., Part III, Branch XII—Tamil.
5 Sri Palaniandavar Arts College, Palani.	(i) P. U. C., Part II, Sanskrit. (ii) P. U. C., Part III—Natural Science, Advanced English, Elements of Commerce. (iii) B.A. and B.Sc., Part I—English. (iv) B.A. and B.Sc., Part II—Sanskrit and Tamil. (v) B.A., Part III, Branch XII—English. (vi) B.Sc., Part III, Branch I—Mathematics with Physics and Statistics Ancillaries. (vii) B.Sc., Part III, Branch IV—Chemistry with Physics and Botany or Physics and Mathematics Ancillaries.
6 Government College, Salem	B.Sc., Part III—Botany Main with Zoology and Chemistry Ancillaries.
7 R. D. M. College, Sivaganga	B.Sc., Part III, Branch VI—Zoology main with Botany and Chemistry Ancillaries.
8 Ayya Nadar Janakiammal College, Sivakasi.	(i) B.A. and B.Sc., Part I—English. (ii) B.A. and B.Sc., Part II—Tamil. (iii) B.A., Branch IV—Economics Major with History and Politics Ancillaries. (iv) B.Sc., Part III, Branch I—Mathematics with Physics, Chemistry Ancillaries.
9 V. O. C. College, Tuticorin	B.Sc., Part III, Branch VII—Geology Major with Chemistry and Physics or Zoology as Ancillaries.
10 Kandaswamy Kandar's College, Vellore (Salem).	(i) B.A. and B.Sc., Part I—English. (ii) B.A. and B.Sc., Part II—Tamil. (iii) B.A., Part III, Branch IV—Economics with History, Politics or Statistics. (iv) B.A., Part III, Branch XII—Tamil. (v) B.Sc., Part III, Branch I—Mathematics with Physics and Statistics Ancillaries.

New Colleges.

11 D. D. G. D. Vaishnav College, Madras.	(i) P.U.C., Part I—English. (ii) P.U.C., Part II—Tamil, Hindi and Sanskrit. (iii) P.U.C., Part III—Mathematics, Physical Science, Natural Science, Commerce, Advanced English, Advanced Tamil and Advanced Hindi. (iv) B.Sc., Part I—English. (v) B.Sc., Part II—Tamil, Hindi and Sanskrit. (vi) B.Sc., Part III, Branch I—Mathematics (Physics and Statistics or Chemistry as Ancillaries).
--	---

<i>Name of the College.</i>	<i>Course of Study.</i>
12 R. M. V. Arts College, Coimbatore ..	P.U.C., Part I—English. (ii) P.U.C., Part II—Tamil. (iii) P.U.C., Part III—Mathematics, Physical Science, Natural Science, World History Elements of Economics and Psychology.
13 Government Arts College, Cuddalore ..	(i) P.U.C., Part I—English. (ii) P.U.C., Part II—Tamil and Hindi. (iii) P.U.C., Part III—Mathematics, Physical Science, Natural Science, World History Elements of Economic, Logic.
14 Government Arts College, Krishnagiri.	(i) P.U.C., Part I—English. (ii) P.U.C., Part II—Tamil and Hindi. (iii) P.U.C., Part III—Mathematics, Physical Science, Natural Science, World History, Elements of Economics, Logic, Advanced English and Tamil.
15 G. T. N. Arts College, Dindigal ..	(i) P.U.C., Part I—English. (ii) P.U.C., Part II—Tamil. (iii) P.U.C., Part III—Mathematics, Physical Science, Natural Science, Elements of Economics, Advanced Tamil.
16 Christian College, Marthandam. ..	(i) P.U.C., Part I—English. (ii) P.U.C., Part II—Tamil and Malayalam. (iii) P.U.C., Part III—Mathematics, Physical Science, Natural Science, Psychology Elements of Economics.
17 Lakshmiapuram Arts College, Neyyoor.	(i) P.U.C., Part I—English. (ii) P.U.C., Part II—Tamil, Malayalam and Hindi. (iii) P.U.C., Part III—Mathematics, Physical Science, World History, Advanced Tamil and Advanced Malayalam.
18 Government Thirumagal Mills College, Gudiyatham.	(i) P.U.C. Part I—English. (ii) P.U.C., Part II—Tamil and Hindi. (iii) P.U.C., Part III—Mathematics, Physical Science, Natural Science, Logic, Elements of Economics.
19 Poompuhar College of Oriental culture, Melayur P.O., Sirkali taluk, Thanjavur district.	(i) B.A., Part I—English. (ii) B.A., Part II—Sanskrit and Tamil. (iii) B.A., Part III—Oriental Culture.
20 Reginal Engineering College, Tiruchirappalli.	B.E.

Professional Colleges.

1 Madurai Medical College, Madurai ..	Post Graduate Diplomas in medicine D.L.O.D.A., D.C.H. and D.M.R.D.
2 P. S. G. College of Technology, Coimbatore.	M.Sc., Production Engineering (Mechanical Branch) Diploma course. (i) Industrial Management. (ii) Business Management.
3 Coimbatore Institute of Technology, Coimbatore.	M.Sc., Electrical Engineering Power system and High voltage.

Oriental title Colleges.

1 S.K.S.S. Sentamil Kalhoori, Tiruppanandal. Regulation 2A Vidwan Sanskrit and Tamil.

The distribution of the college district wise and their enrolment are given in subsidiary Table No. 35. The number of students under instruction in all the Men's colleges including the arts and science Faculty of the Annamalai University, at the end of the year, excluding special courses was 52,049 (42,273) as detailed below.—

	<i>Men.</i>	<i>Women.</i>
University departments and Faculties	1,828	211
Degree Colleges for Men	48,188	1,822
Total ..	50,016	2,033

The strength of women in men's institutions was 1,822 (1,510). The strength in the various University classes was as given below :—

	<i>1st Year.</i>		<i>2nd Year.</i>		<i>3rd Year.</i>		<i>4th Year.</i>	
	<i>Men.</i>	<i>Women.</i>	<i>Men.</i>	<i>Women.</i>	<i>Men.</i>	<i>Women.</i>	<i>Men.</i>	<i>Women.</i>
Pre-University	24,770	7,061	24,770	7,061
Degree Courses	8,697	3,427	7,765	2,582	6,368	2,069	22,839	8,178
Post Graduate Course ..	678	278	624	260	4,302	538
Research	11	2	11	2
Others (Pre-Professional)	161	192	161	192
	34,371	10,960	8,389	2,842	6,368	2,069	49,074	15,971

The classification of students by arts science and commerce groups is given in Tables VI-A. and VI-B

COLLEGES FOR WOMEN.

The number of colleges for women at the end of the year was 22(20). The new Arts College for Women, (i) Government Arts College for Women, Madras and (ii) Sri Parasakthi Arts College for Women, Courtallam were granted affiliation during the year.

The Madras University granted affiliation in the new courses in Women colleges as detailed below :—

<i>Name of the College.</i>	<i>Course of Studies.</i>
1 Eshiraj College, Madras	(i) B.Sc. Part III Br. V. Botany major with Zoology and Chemistry as ancillary subjects. (ii) B.A. Part III Geography Ancillary to History Major.
2 Stella Maris College, Madras	(i) M.Sc. Branch I Mathematics. (ii) B.Sc., Br. IV Chemistry Major with Physics & Botany or Physics and Mathematics as Ancillaries.
3 P.S.G. Krishnammal College for Women, Coimbatore.	(i) B.A., B.Sc. Part I English. (ii) B.A. & B.Sc. Part II Tamil & Hindi. (iii) B.A. Part II Br. IV Economics with History of India, Modern Governments, Elements of Statistics as Ancillaries. (iv) B.A. Part III Br. XII English. (v) B.Sc. Part III Br. IV Chemistry main with Physics & Mathematics or Botany or Zoology as Ancillaries. (vi) P.U.C. Part II Hindi.

<i>Name of College</i>	<i>Course of Studies</i>
4 Nirmala College for Women, Coimbatore.	(i) B.A. Part III Br. XII English. (ii) B.Sc. Part III Br. V. Botany Major with Chemistry and Zoology Ancillaries.
5 Auxilium College, Katpadi	(i) B.A. Part III Br. XII English. (ii) B.Sc. Part III Botany Ancillary to Chemistry and Zoology Major. (iii) B.Sc. Part III Statistics ancillary to Branch I Mathematics Main.
6 Government College for Women, Kumbakonam.	(i) B.A. Part I English. (ii) B.A. Part II Tamil, Sanskrit and Hindi. (iii) B.A. Part III Br. V. Geography Major with History & Economics Ancillaries.
7 Fathima College, Madurai	(i) M.A. Br. III Economics. (ii) M.A. Br. VII Tamil.
8 Seethalakshmi Ramaswamy College, Tiruchirapalli.	(i) M.Sc. Br. IV Chemistry. (ii) M.A. Br. III. Economics.
9 Holy Cross College, Tiruchy	(i) M.Sc. Br. V. Botany.
<i>New Colleges :</i>	
10 Government Arts College (Women), Madras.	(i) P.U.C. Part I English. (ii) P.U.C. Part II Tamil & Hindi. (iii) P.U.C. Part III Mathematics, Physical Science Natural Science, World History, Elements of Economics, Advanced English, Advanced Tamil.
11 Sri Parasakthi Arts College for Women, Courtallam.	(i) P.U.C. Part I English. (ii) P.U.C. Part II Tamil and Sanskrit. (iii) P.U.C. Part III Mathematics, Physical Science Natural Science, Advanced English and Tamil.

The total number of students reading in the women's college in the Arts & Science groups at the end of the year was 13,957 (10,660). The total number of women under instruction, taking both the men's and women's colleges, including the Arts & Science Faculty of the Annamalai University was 15,971 (12,332) at detailed below :—

The distribution of Colleges districtwise and their enrolment are given in the subsidiary Table 36.

	<i>In Colleges.</i>	
	<i>For Women.</i>	<i>For Men.</i>
Pre-University Course—	6542	519
Degree Course—		
1st Year	3,018	409
2nd Year	2,236	346
3rd Year	1,881	288
Post Graduate—		
1st Year	147	131
2nd Year	133	127
Research—		
1st Year
2nd Year
Other (Pre-Professional course) Research	192	2
	<hr/> 14,149 <hr/>	<hr/> 1322 <hr/>

The distribution of Colleges districtwise and their enrolment are given in the subsidiary Table 36.

Scholarships and Fee concessions.—Details relating to scholarships and fee concessions in force are given in Annexure II. The Government of India are sanctioning a certain number of scholarships every year to students belonging to the Scheduled Caste Scheduled Tribes and other Backward Classes.

State Government Scholarships.—Various types of scholarships are allocated for the Arts and Science courses to the students for the P.U.C. and the Degree courses. There are special scholarships for Muslims upto degree courses. There are certain scholarships for the students studying in post graduate courses. Special scholarship are also available to the students studying in Oriental schools. Limited number of scholarships are granted to widow students upto the end of the three year degree course. Few scholarships are also available for women and men students taking language group (Tamil and Telugu) upto the end of the Three year Degree Course.

Scholarships to the Children of Political Sufferers.—Children of Political sufferers studying in Post Matriculation course of studies are awarded certain number of scholarships. The expenditure on the sanction of these scholarships is met on a 50 : 50 basis by the State and Central Governments. The number of scholarships available are fixed in number out of which half in P.U.C. will be sanctioned as residential, and the other as non-residential. In respect of Degree Course 3/4th will be residential and the balance will be non residential. All the students belonging to this category are awarded full fee concession by the heads of institution concerned.

Scheme of Merit Scholarships for Children of Primary and Secondary School Teachers.—As a measure of recognition of the important service rendered by the teachers working in Primary and Secondary Schools in the country and further as a measure of financial assistance to them. Government of India have included in Third Five-Year Plan, a scheme (from the academic year 1961-62) for the award of merit scholarships to enable meritorious children of teachers to pursue University education.

The selected scholars are free to follow any course of study in Arts, Science and Engineering etc., anywhere in India. The scholarship is awarded to the children of teachers employed in primary and secondary schools including those working in the institutions for the handicapped.

During the year 1964-65, 47 students have been selected for the award of scholarship out of the results of the following examinations as detailed below :—

S.S.L.C. March 1964	..	--	..	37
P.U.C. April 1964	..	--	--	10

The selection of candidate for the award of scholarship is made by the Government of India in order of merit. After the selection is over the entire administration of the scheme is done by the Director of Public Instruction, Madras.

National Scholarships Scheme (Government of India Scheme).—In order that no really brilliant student is prevented on the ground of poverty alone from pursuing an academic career, the Government of India formulated a National scholarships scheme during the Third Five-Year Plan from the academic year 1961-62 for the award of merit scholarship for Post Matriculation Education.

During the year 1964-65, 189 candidates have been selected for the award based on the results of the examinations as detailed below :—

S.S.L.C. March 1964	136
Matric March 1964	3
Indian School Certificate Examination	2
P.U.C. April 1964	16
Degree in 1964	32
				<hr/>
				139
				<hr/>

National Loan Scholarships Scheme (Government of India Scheme).—With a view to provide financial assistance to meritorious students needing aid to enable them to complete their higher education, Government of India have formulated the scheme of National Loan Scholarships from the year 1963-64. The Loan scholarships are available for studies in India only and will be given for all recognised full time post metric or post S.S.L.C. course of studies. The award of loan scholarships is being regulated by the administrative instructions of the Government of India.

During the year 1964-65, 1,603 candidates were selected and awarded the scholarships and an amount of Rs. 15.49 lakhs was sanctioned towards the sanction of these scholarships.

Hindi Scholarships : Scholarships to students from Non-Hindi speaking states for Post-Matric studies in Hindi.—This scheme is formulated by the Government of India and they invite application from the candidates through the State Government. The applications are received in the Office of the Director of Public Instruction, Madras and screened by him. The eligible applications received are consolidated and forwarded to Government of India for selection. The selection of students for the award and payment of scholarship are done by the Government of India.

This scheme was continued during the year 1964-65.

Orthopaedically Handicapped Scholarships.—This is a scheme sponsored by the Government of India, Ministry of Education, New Delhi. The scheme is intended for the payment of scholarship amount to those students studying in post matric stages who are physically handicapped or Blind or Deaf. The Government of India invites application through the State Government. This Department receives application from students studying in colleges under the control of this Department and forward them to the Government of India. The award is made by the Government of India and the payment is also made direct.

The scheme of award was continued in operation during the academic year 1964-65.

Examination Results.—The number of students who passed their degree examination (Pass course) during the year was detailed below :—

(1)	Examination held in			
	March 1965.		September 1965.	
	Men.	Women.	Men.	Women.
(2)	(3)	(4)	(5)	
B.A.	3,318	1,746	569	119
B.Sc.	6,956	3,033	1,232	211
B.Com.	1,263	14	245	Nil.

The results of the various University Examinations are given in Table VIII.

Instruction.—Instructions was given by lectures supplemental by tutorial and practical classes, in accordance with the syllabus prescribed for the different courses of studies. The medium of instruction in all subjects except the languages in the Pre-University course was English in all the colleges. The Government Arts College, Coimbatore has been permitted to teach the major subjects of History, Politics, Economics, Geography and Psychology for the B.A. Degree Course through the medium of Tamil from the year 1960-61. There is provision for the study of Hindi as an optional subject under Part II and Part III of the Pre-university and B.A. and B.Sc. (Three years) Degree Courses. There is also provision to permit the colleges to teach the optional subjects in the regional language after due notice to the University.

Building and Equipment.—The Madras University had laid down that the minimum floor space in a lecture hall with gallery should be not less than 8 sq. ft. per student and where there is no gallery 10 sq. ft. The College halls should, in general, have a width of 30 feet which would suit the requirements of large lecture halls and would also be found suitable for fixing up work benches, if they have to be used as laboratories.

As regards laboratories the floor space required for a B.A. or B.Sc. student should be 50 sq. ft. the length of the working space for a B.A. or B.Sc. student should be 5 ft. If degree courses in science subjects are conducted, there should be atleast two laboratories. All plans for buildings should be approved by the University before construction is started.

Hostel accommodation should be provided for at least 50 per cent strength of the college. The rooms must be designed for the use of either a single student or three students. For a single room, the minimum area should be 80 sq. ft. while for treble rooms, it should be not less than 200 sq. ft. Hostels should be built in small blocks which could accommodate 30 to 40 students.

Staff.—Qualifications were prescribed by the Madras University for the posts of Heads of Departments, Professors, Lecturers, Demonstrators and Tutors and copies furnished to the Principals of colleges. Every appointment has to be reported to the syndicate, and its approval obtained. The strength of the teaching staff for the several subjects in a college is fixed on the recommendation of the Inspection Commission appointed for the purpose of granting affiliation of the colleges and also on the work load of the department. Teachers in colleges are ordinarily continued till the age of 60 and thereafter from year to year subject to approval of the syndicate up to the age of 65.

Expenditure.—The total expenditure from all sources on colleges for Arts and Science was Rs. 2,33,50,644 (1,80,53,504). The expenditure incurred from various sources and the percentage of expenditure to the total are as detailed below :—

	Men's College.		Women's College.	
	Expenditure. RUPEES.	Percentage.	Expenditure. RUPEES.	Percentage.
(1)	(2)	(3)	(4)	(5)
Government Funds	58,64,528	34	17,65,203	28.9
Local Body Funds
Fees	93,35,476	54.1	30,19,020	49.5
Other Sources	20,48,696	11.9	13,17,721	21.6
Total	1,72,48,700	100	61,01,944	100

CHAPTER VII.

TRAINING OF TEACHERS 1964-65.

TRAINING SCHOOLS—ORDINARY—BASIC—PRE-SCHOOL CHILDREN—LANGUAGES— PHYSICAL EDUCATION—MUSIC—TECHNICAL TEACHERS OF TRAINING— TRAINING COLLEGES.

I. *Training Schools—Ordinary (Non-Basic).*—The number of non-basic training schools at the end of the year was 7 (6) for men and 13 (13) for women (Subsidiary tables 38 and 39). Hostels were attached to 4 schools for men and 10 schools for women. No training school was converted into Basic during the year.

The distribution of the training schools, according to the medium of instructions was as follows :—

	(1)	Institutions for	
		Men.	Women.
		(2)	(3)
Tamil	5	13
Urdu	1	..
Telugu	1	..
Total	..	7	13

4 (3) Training Schools for men and 4 (8) training schools for women had either no playground or their extent was less than an acre. Four (4) training schools for men and 9 (10) training schools for women had either no garden or their extent was less than 10 cents (Subsidiary Table 3).

The total strength of scholars by grades and years of study is given below:—

Grades.	Men's Institutions.		Women's Institutions.		Total.	
	Men.	Women.	Men.	Women.	Men.	Women.
(1)	(2)	(3)	(4)	(5)	(6)	(7)
Secondary Grade—						
I Year	356	582	356	582
II Year	560	467	560	467
Total ..	916	1,049	916	1,049

Grades.	Men's Institutions.		Women's Institutions.		Total.	
	Men.	Women.	Men.	Women.	Men.	Women.
(1)	(2)	(3)	(4)	(5)	(6)	(7)
Elementary Grade—						
I Year	261	227	261	287
II Year	399	366	399	366
Total ..	660	593	660	593
Grand Total ..	1,576	1,642	1,576	1,642

Students in the elementary grade were paid a stipend of Rs. 12 per mensem and those in the secondary grade Rs. 18 per mensem.

The number of students who passed the T.S.L.C. Examination is shown below:—

Grades.	Number appeared.		Number Passed.		Percentage Pass.	
	Men.	Women.	Men.	Women.	Men.	Women.
(1)	(2)	(3)	(4)	(5)	(6)	(7)
April 1965—						
Secondary Grade	645	569	494	511	76.5	89.8
Elementary Grade	471	576	353	389	74.9	67.5
September 1965—						
Secondary Grade	156	63	99	51	63.4	80.9
Elementary Grade	106	170	40	103	37.7	60.6

In addition to the above, out of 934 men and 256 women who appeared for T.S.L.C. Examination, 379 men and 72 women passed the Secondary Grade privately in April 1965 and out of 645 men and 177 women 341 men and 87 women passed in Secondary Grade privately in September 1965.

The total expenditure (Direct Charges) incurred during the year from all sources was Rs. 2,09,561 (Rs. 2,28,026) in men's institutions and Rs. 2,32,868 (2,04,341) in women's institutions.

II. *Training Schools—Basic.*—The number of Basic Schools at the end of the year was 70 (70) for men 49 (49) for women, including the Basic Training Section in the Lady Willington Training College and the Christopher Training College at Madras (Subsidiary Tables 40 and 41).

The distribution of schools according to the medium of instruction is as follows :—

	(1)	Men. (2)	Women. (3)
Tamil]	-- -- -- -- --	69	49
Malayalam]	-- -- -- -- ..	1	--
Total	--	70	49

25 (32) Basic Training Schools for men and 29 (25) Basic Training Schools for women had either no play ground or their area was less than an acre in extent. In regard to gardens 11 (25) Basic Training Schools for men and 22 (33) Basic Training Schools for Women had either no garden or the area was less than an acre (Subsidiary Table 3).

The number of pupils under training, by grades and years of study, was as follows :—

Grades.	(1)	Men's Institutions.		Women's Institutions.		Total.	
		Men. (2)	Women. (3)	Men. (4)	Women. (5)	Men. (6)	Women. (7)
I Year	-- .. --	4,126	20	--	2,520	4,126	2,540
II Year	--	3,222	27	..	2,336	3,222	2,363
Total	..	7,348	47	..	4,856	7,348	4,903
I Year	-- -- --	1,985	1,104	1,985	1,104
II Year	-- .. --	2,090	1,215	2,090	1,215
Total	..	4,075	2,319	4,075	2,319
Grand Total	..	11,423	47	..	7,175	11,423	7,222

Stipends at the rate of Rs. 18 per pupil per month were continued to be paid to both the Junior and the Senior (Basic) Grade Students.

The number of students who are passed their B.T.S.L.C. Examinations was as follows :—

Grades.	(1)	Number appeared.		Number passed.		Percentage pass.	
		Men. (2)	Women. (3)	Men. (4)	Women. (5)	Men. (6)	Women. (7)
March 1965—							
Senior Grade	-- -- --	5,895	2,329	3,163	1,763	53.6	75.7
Junior Grade	-- -- --	3,700	2,202	1,813	1,047	49	47.5

The total expenditure (Direct Charges) incurred during the year from all sources was Rs. 20,84,645 (21,58,975) in Men's institutions and Rs. 14,18,278 (13,94,877) in women's institutions.

(e) *Library and Laboratory.*—In the past provision for libraries and laboratories did not receive due attention. The inadequacy of library and Laboratory facilities in Basic Training Schools is being set right of late. Government have, in G.O.Ms. No. 519, Education, dated 10th April 1964 approved the proposal of the Director for providing a nucleus of a laboratory at a cost of Rs. 2,000 each and a library at a cost of Rs. 1,000 each for all the 79 Government Training Schools in the State. It is expected the other Training Schools will be provided in due course with grants for equipping themselves with libraries and laboratories.

Thus adequate educational equipment for the effective working of an all round training programme according to the requirements of syllabus is sought to be provided to all Training Schools

Agricultural bias in education.—With reference to the G.O.Ms. No.2046, Education, dated 22nd December 1955 competitions in ploughing, sowing and other agricultural operations are held for Basic Training School students and prizes are awarded to winners. Annually a sum of Rs. 1,000 is incurred by the State Government for this purpose.

3. *Pre-School Children.*—The number of schools for training teachers for Pre-school children was 4 (4) as per details given below:—

Institution.	Secondary/ Senior.		Elementary/ Junior.		Total.
	1st Year.	2nd Year.	1st Year.	2nd Year.	
(1)	(2)	(3)	(4)	(5)	(6)
1 Nursery Training School, Vepery.	26	25	51
2 Arundale Montessori Training School, Adyar.	35	30	78	50	193
3 Brindavan Kindergarten Training School, Mylapore.
4 Pre-Basic Training School, Kasturbagram, Erode.	40	40	80
Total ..	61	55	113	90	324

59 in the Secondary Grade and 42 in the Elementary Grade passed their examination during the year. The expenditure (Direct-charges) on the Pre-Basic Training School, Kasturbagram, during the year was Rs. 5,806 (17,400) the expenditure on the Kindergarten and the 2 Nursery Training Schools being Rs. 40,140 (39,759)

4. *Training of Language Teachers.*—Pandits' Training classes for the training of language teachers (Tamil) were conducted during the year in the Teachers' College, Saidapet. Similar courses were also conducted during the year in the Government Training College, Kumarapalayam. The course was of 5 months' duration and 2 courses were held during the year in each of the colleges. The number of teachers trained in these classes was 380 (119) men and 22 (32) women.

One hundred and ninety three (148) men and 31 (9) women passed their examination during the year. Details regarding Hindi teachers may be found in Chapter X.

5. *Physical Education.*—The number of institutions for the training of teachers in Physical Education was 3 (3) and the number of pupils under instruction was 471 (387) men and 97 (135) women, as detailed below:—

(1)	1963-64		1964-65	
	Men.	Women.	Men.	Women.
(2)	(3)	(4)	(5)	
Diploma	28	7	32	10
Higher Grade	87	22	88	17
Lower Grade	272	106	351	70
Total ..	387	135	471	97

The diploma courses in the Y.M.C.A. College of Physical Education, Saidapet and in the Alagappa College of Physical Education, Karaikudi are affiliated to the Madras

University. The Ramakrishna Mission Vidyalaya Maruthi College of Physical Education, Perianaickenpalayam (Coimbatore district) recognised by the department trains students for the Higher and Lower Grade Certificate Courses.

Thirty-two women passed Diploma Course.

(One hundred and twenty-two men and 29 women passed Higher Grade.

Three hundred and sixty-six men and 106 women passed Lower Grade Examination.

6. *Training of music teachers.*—The Teachers' College of Music, Royapettah, continued to function during the year with a strength of one (0) man and 33 (four) women. The number of candidates who passed during the year was 15 (13) women. The total expenditure (Direct charges) incurred during the year from all sources was Rs. 19,393 (19,719) 15 women passed in Teachers Certificate of Music.

7. *Technical Teachers' Training.*—The Craft Instructors' Courses in the Teachers' College, Saidapet were continued to be held during the year under report. The Courses were in (1) Wood work and (2) Weaving. The minimum general educational qualifications prescribed for admission into the course is S.S.L.C. (Completed). The duration of the Course is two years for Wood work and one year for Weaving. The trainees are eligible for stipends at Rs. 18 per mensem. During the year under report 13 men in the first and 15 men in the second year making a total of 28 men underwent manual training course. Three men and seven women underwent the Craft Instructors' course in Weaving.

Technical Teachers' Diploma and Technical Teachers' Certificate Courses.—Technical Teachers' Certificate Courses in the following subjects have been conducted during the summer vacation of 1964 at the centres noted:—

1 (i) Teachers' College, Saidapet	Wood work, Weaving, Drawing, Agriculture, Sewing and Music.
(ii) Government Secondary and Training School for Muslims, Madras-2.	English Typewriting.
2 Pasumalai High School for Boys, Pasumalai, Madurai.	Wood work, Weaving, Drawing, Agriculture, Sewing and Music.
3 Bishop Sergant Basic Training School for Men, Palayamcottai.	Weaving, Drawing, Sewing and Music.
4 Union High School, Coimbatore	Weaving, Drawing, Agriculture, Sewing and Music.
5 The National College High School, Tiruchirappalli.	Weaving, Drawing, Agriculture, Sewing and Music.
6 Scott Christian High School, Nagerecoil ..	Weaving, Agriculture and Sewing.

Technical Teachers Diploma Course—

Teachers' College, Saidapet	Secretarial and Engineering.
-------------------------------------	------------------------------

Details regarding Teachers' Training in Needle-work and Dress-making conducted by the Industries department are given in Chapter VIII.

8. *Madras English Language Teaching Campaign.*—The Madras English Language Teaching Scheme for the training of teachers handling English in elementary schools continued to be implemented during the year under reference. Three pilot project courses were conducted at the Government Training School for Masters, Egmore, Madras and 91 teachers were trained in these courses.

During the year 29 graduate teachers were deputed from Madras State to undergo a course of five months' duration at the Regional Institute of English, Bangalore.

9. *Training Colleges.*—Besides the teaching faculty of the Annamalai University the number of Training Colleges (including the Basic Training Colleges, Orathanad, Thanjavur district) in the State at the end of the year was 12 (13) for men and six (six) for women. Vivekananda Training College, Tiruparathurai was closed during the year 1964-65.

The strength in the B. T. Classes of all the colleges and the B. Ed. Section of the Annamalai University was 993 (1,190) men and 572 (590) women, two courses of three months' duration each for Graduate Secondary Grade Trained Teachers were held in the Teachers' College, Saidapet, during the year and the strength of these classes was 108 (138) men and 20 (17) women. The number of students who passed their B. T. Examination during the year was as follows ;—

(1)	Number appeared.		Number passed.		Percentage of pass.	
	Men.	Women.	Men.	Women.	Men.	Women.
April 1965	1,062	583	907	508	85.4	87.1
September 1965 ..	266	74	190	59	71.4	79.7

M. Ed. Course.—This Course was continued at the Meston Training College in co-operation with the three other Training Colleges in Madras and the University Department of Psychology. Sri Ramakrishna Mission Vidyalyaya Teachers' College, Perianaickenpalayam, Coimbatore district, is also conducting this course from the year 1961-62. In addition to this, Annamalai University imparted instructions in M. Ed. Course during the year under report. The strength of the M. Ed. Classes was 22 (21) men and two (two) women.

The total expenditure (Direct charges) incurred during the year from all sources was Rs. 10,37,162 (8,31,296) in men's institutions and Rs. 3,98,502 (19,85,557) in women's institutions.

CHAPTER VIII.

PROFESSIONAL AND TECHNICAL EDUCATION—1964-65.

MEDICINE—VETERINARY—AGRICULTURE—FORESTRY—ENGINEERING—TECHNOLOGY— POLYTECHNICS—INDUSTRIAL SCHOOLS—ARTS AND CRAFTS—COMMERCE—LAW.

1. *Pre-professional Course.*—Pre-professional Courses are conducted in some of the Arts Colleges, besides those conducted in the professional colleges themselves. The names of the arts colleges and the courses conducted therein are given below (*vide* Annexure VI) :—

Name of college.	Course.
(i)	(2)
1 Sir Theagaraya College, Madras-21	Pre-Medical—1st year (Integrated) M.B.B.S.
2 S.I.E.T. Women's College, Madras	Do.
3 Fatima College, Madurai	Do.

2. *Medicine.*—The number of Medical Colleges (purely Allopathy) in the State during the year was seven. They are—

- (1) Madras Medical College, Madras.
- (2) Stanley Medical College, Royapuram, Madras.
- (3) Kilpauk Medical College, Madras.
- (4) Christian Medical College, Vellore.
- (5) Madurai Medical College, Madurai.
- (6) Thanjavur Medical College, Thanjavur.
- (7) Chingleput Medical College, Chingleput.

Admission for the M.B.B.S. Course in the Medical Colleges is on the basis of a pass in the First-Year Integrated Medicine leading to M.B.B.S. and the minimum educational qualification for admission to this course is a pass in the Pre-University Examination with Physical Science with Basic Mathematics and Natural Science as optional subjects, with a minimum of Grade (B) in each of the two optional subjects or Grade (A) in one of the optional subjects and Grade (C) in the other of the optional subjects. The names of the courses of studies run by the different institutions are given in Annexure VI.

The numbers of scholars under instruction in these institutions was 3,841 (3,751) men and 1,238 (1,156) women. Under the revised regulations, the course governing the Degree of Bachelor of Medicine and Surgery is of four years and six months duration. It is divided into three parts of 18 months each. The number of students undergoing M.B.B.S. course was as shown below:—

(1)	Men. (2)	Women (3)
1st year Integrated Course	346	60
2nd year Integrated Course	614	244
3rd year Integrated Course	149	66
4th year Integrated Course	275	114
1st year MBBS	350	151
2nd year MBBS	484	116
3rd year MBBS	179	42
	<u>2,397</u>	<u>793</u>

The number of students who passed their M.B.B.S. Examination during the year was as follows:—

March 1965 men 126 and women 48 and in December 1965 men 237 and women 101. The Government College of Integrated Medicine, Kilpauk, Madras, imparts instruction in Allopathy from the year 1963-64. The college also continues to impart instruction to the students for the award of the D.M. S. Diploma.

The D.M. & S. examinations were conducted twice during the year under report (viz.,) October/November 1964 and January/February 1965 and the students who passed out in the final D.M. & S. examination will be posted as House Surgeons in different Medical Institutions for one year.

Government College of Indian Systems of Medicine, Palayamkottai, was opened during the year. This College is imparting instructions for the B.I.M. Degree Course prescribed by the University of Madras. Sixty-five (54 men and 11 women) students were admitted in the Siddha Branch, 50 per cent of the students (i.e.) 32 were sanctioned stipend at the rate of Rs. 75 per mensem for nine months in a year for the whole course.

Final B.I.M. examination was conducted by the University of Madras in October 1965. Out of 61 students appeared for the examination, 34 students came out successful.

The Venkataramana Ayurvedic Dispensary and College, Mylapore, Madras, is affiliated to the University of Madras in Ayurvedia Siromani Group of the Oriental Title Examination. The title holders of Siromani (Ayurvedic) of the Madras University are registered in Class 'B' of the Central Board of Integrated Medicine. This denotes a minimum standard of professional training for undertaking medical work only. The students are given practical training in the preparation of Ayurvedic Medicine and in the diagnosis and treatment, of diseases with the help of the Ayurvedic Medicine prepared there. The strength of the college was 10 (10) men and they were paid a stipend of Rs. 20 per mensem.

The total expenditure (Direct charges) incurred during the year, in respect of these institutions was Rs. 1,40,66,471 (Rs. 85,32,724).

3. *Veterinary*.—The Madras Veterinary College is the only institution in the State imparting instruction in Veterinary Science. The B.V.S.C. and M.V.S.C. Courses conducted in the Colleges are affiliated to the Madras University. The B.V.S.C. Course extends over a period of four academic years and one term. The minimum qualification

required for admission to this course is a pass in the Pre-Veterinary Science or Intermediate in Arts and Science with Chemistry or Natural Science as one of the optional subjects. The M.V.Sc. Degree course extends over a period of two academic years. The minimum qualification required for admission to this course is a pass in the B.V.Sc. Degree examination. The strength of the college was 682 men and 11 women as indicated below :—

(1)	Men. (2)	Women. (3)
1st Integrated Course	154	3
2nd Integrated Course	121	5
2nd B.V.S.C. Course and 3rd Integrated Course.	132	3
2nd B.V.S.C. Course and 4th Integrated Course..	81	..
4th B.V.S.C. Course	108	..
1st M.V.S.C. Course	38	..
2nd M.V.S.C. Course.. .. .	48	..
	<u>682</u>	<u>11</u>

The total expenditure (Direct charges) incurred during the year from all the sources in respect of this institution was Rs. 16,87,237 (Rs. 10,74,763).

4. *Agriculture.*—The Agriculture College, Coimbatore, is the only institution in the State imparting instruction in Agriculture. Instruction is imparted in this college in respect of the following courses of studies.

- (1) Bachelor of Science in Agriculture (newly integrated four years course).
- (2) Post-graduate studies leading to M.Sc. and Ph.D. (two to three years).
- (3) Post-graduate Course (M.Sc. Agriculture, and Ph.D. by Research).

The admission to B.Sc. (Agriculture) Course under the old regulations (i.e., three years course) were stopped during the year 1961-62 and the B.Sc. (Agriculture) (Integrated) four years course was started. Hence admissions were made to the above Degree Course under the latter system during the year 1964-65 also.

The strength of the College in the various courses was 697 (694) men and two (seven) women as given below :—

<i>B.Sc. (Agriculture) Degree Course—</i>		Men.	Women.
I year	..	161	..
II year	..	150	..
III year	..	154	..
IV and Final year,		140	..
I year M.Sc. (Agriculture)	44	..
II year M.Sc. (Agricultural)	41	2
By Research
<i>Ph. D. Course—</i>			
I year	..	2	..
II year	..	2	..
III year	..	3	..
		<u>697</u>	<u>2</u>

Post-graduate Courses leading to M.Sc. (Agriculture) and Ph.D. Degree of the Madras University in Plant Breeding and Genetics, Plant Physiology, Soil Science, Horticulture, Agronomy, Entomology, Plant Pathology and Agricultural Economics are also being run at the Agricultural College and Research Institute, Coimbatore.

Concessions such as study leave for departmental candidates, exemption from payment of tuition fees and merit scholarship of the value of Rs. 150 per month are granted to the students belonging to Madras State.

In addition to this, the B.Sc., and M.Sc. (Agriculture) Course sections of the Annamalai University had a strength of 280 (278) men. The number of students who took their B.Sc. in Agriculture during the year was 271 (162) and M.Sc., Agriculture was nine. The number of students who passed the B.Sc. (Agriculture) in March 1965 was 120 men and in September 1965, 19 men in M.Sc. (Agriculture) in March 1965 was 41 men and two women have passed.

The total expenditure (Direct charges) incurred during the year from all sources in respect of this institution was Rs. 6,84,534 (Rs. 6,58,006).

5. *Forestry*.—The Forest College, Coimbatore is run by the Central Government. The Ranger's Course alone was conducted during the year. The Ranger's Course is of two years. The strength of the classes was :—

Ranger's Course—		<i>Boys.</i>
1st year	— — — — —	110
2nd year	— — — — —	117
Total ..		227

The total expenditure (Direct charges) incurred during the year from all sources in respect of this institution was Rs. 3,20,974 (Rs. 3,88,400).

6. *Engineering*.—The number of Engineering and Technology Colleges including the Madras Institute of Technology, Chrompet in the State but excluding the Engineering Faculty in the Annamalai University and the Indian Institute of Technology, Madras was nine (seven). The courses of instruction for the B.E. Degree extends over a period of four years; with one year's Pre-professional Course. The minimum qualification prescribed for admission to the Pre-professional Course, leading to B.E. Degree Course, is a pass in the Pre-University, with Mathematics and Physical Science under Part II Group A. The names of the courses of studies run by the different institutions are given in Annexure VI. The number of scholars under instruction in these institutions, including the Engineering Faculty of Annamalai University, the Indian Institute of Technology, Madras and the Madras Institute of Technology, Chrompet was 7,056 (6,343) men and 13 (12) women. The number of students in the B.E. Classes was as follows :—

	<i>Men.</i>	<i>Women.</i>
Ist year	895	3
IInd year	824	2
IIIrd year	690	2
IVth year	634	1
Vth year	501	..
Total ..	3,514	8

NOTE A separate three year Degree Course for B.Sc. candidates who have taken Mathematics and Physics in their B.Sc. Degree was started during 1963-64. This was continued during the year under report in the following institutions with an intake as noted against each :—

<i>Name of the College.</i>	<i>Number of Students.</i>	
	<i>Men.</i>	<i>Women.</i>
1 College of Engineering, Guindy	127	3
2 Government College of Technology, Coimbatore ..	65	..
3 P. S. G. College of Technology, Coimbatore	60	..

Post-Graduate Course in Electrical Engineering with Power System Engineering as the field of specialisation has been started this year in the Coimbatore Institute of Technology, Coimbatore.

There were 300 (306) men and three (six) women students undergoing training in the Madras Institute of Technology, Chromepet, Madras. The total expenditure (Direct charges) incurred during the year from all the sources in respect of these institutions was Rs. 95,86,366 (Rs. 77,76,369).

7. *Technology*.—The Dr. Alagappa Chettiar College of Technology, Guindy, is directly managed by the Madras University. Admission was made to the B.Sc., Technology Degree Courses and B. Architecture Courses as detailed below:—

	<i>M. Tech.</i>	<i>B. Tech.</i>
Chemical Engineering	10	60
Textile Technology	5	30
Leather Technology	3	10
B. Arch Degree Course	20	20

The Chemical Engineering section of the Annamalai University had a strength of 237 (224) which includes nine (six) M.E. (Chem.) students first year 66 (62), second year 50 (58), third year 48 (29), fourth year 27 (34), and fifth year 37 (35) but excluding M.Sc., Engineering first year 15 and second year 19. The number of students who passed in B.E. Chemical Engineering was 28 (42) and M.E. Chemical Engineering was five in May 1965.

8. *Commerce*.—There were no institutions of College standard solely for Commerce, but colleges for Arts and Science were affiliated in Commerce groups also. The number of students taking commerce in the various colleges was 2,861 (2,657) men and 22 (13) women as detailed below. This includes the Commerce faculty of Annamalai University.

	<i>New Regulation.</i>	<i>Men.</i>	<i>Women.</i>
<i>Degree Course—</i>			
First Year		973	5
Second Year		1,033	15
Third Year		829	2
<i>Post-Graduate Course—</i>			
First Year		12	..
Second year		14	..
Total		<u>2,861</u>	<u>22</u>

The number of students who passed their B. Com. Examination during the year was 1,263 in March 1965 and 245 in September 1965.

9. *Law*.—The Madras Law College affiliated to the Madras University is the only institution in the State providing for the Law Course. The minimum qualification for admission is a University Degree. The strength of the Madras Law College was 1,120 (1,102) men and 62 (55) women as detailed below:—

	<i>Men.</i>	<i>Women.</i>
F. L.	629	18
B. L.	202	26
M. L.	13	2
Post Graduate Diploma in Law	271	21
Total	<u>1,120</u>	<u>62</u>

Two hundred and ninety-four (319) men and 20 (13) women students in March 1965 and 98 (99) men students in September 1965 passed the B.L. Degree Examination. Two hundred and forty-three men students and seven women students in March 1965 and 64 men students and five women students in September 1965 were passed in the F.L. Degree Examination and one man student passed in the M.L. Degree Examination in March 1965.

The total expenditure (Direct charges) incurred during the year from all sources in respect of this institution was Rs. 5,18,196 (Rs. 1,98,791).

10. Polytechnics.—The Directorate of Technical Education is responsible for the organisation and control of technical education of the diploma standards and for the administration of the Government Polytechnics which provide facilities for education. There are also a number of institutions under private management, providing Diploma courses under the control of this Directorate and these are given financial aid in the form of grants.

The number of Polytechnics under the control of this Directorate was increased from 31 to 32 during the year under review. The new Polytechnic started during 1964-65 is the "Government Polytechnic for Women, Coimbatore". This Polytechnic is temporarily located in the campus of the Government College of Technology, Coimbatore. The number of students on rolls in all the Polytechnics stood at 10,955.

The Government Polytechnic for Women, Madras was shifted from "Bride House" to the Central Institutes of Technology campus at Adyar. The number of women students studying in the three Government Polytechnics for Women in this State is 408. A post Diploma Course in Refrigeration and Air conditioning has been started in the Central Polytechnic, Adyar, with an intake of 23 students. A summer school programme, sponsored by the Association of Principals of Technical Institutions in co-operation with United States Agency for International Development through the University of Houston College of Technology was successfully conducted at the Central Polytechnic, Adyar, Madras from 15th June to 24th July 1964. This course was conducted for the benefit of teachers of Diploma Institutions in the Southern Region and all the Heads of Sections and Lecturers attached to the various Polytechnics in the Southern Region have participated in the programme. The total intake for admission, to Diploma Course was 4,300 in all the 32 Polytechnics under the control of this Directorate.

A new campus of Technical Institutions known as the "Central Institutes of Technology Campus, Adyar", was inaugurated by the Prime Minister of India on 6th November 1964, where the following Institutions are located:—

1. Central Polytechnic.
2. Institute of Leather Technology.
3. Institute of Film Technology.
4. Institute of Chemical Technology.
5. Institute of Catering Technology and Applied Nutrition.
6. Government Polytechnic for Women.

The campus covers an area of about 900 acres and the total cost of the various buildings situated in the campus is about Rs. 1.30 crores.

11. Other institutions.—There were in all 10 Technical High Schools attached to Polytechnics with a strength of 1094 Boys.

12. Industrial schools.—The number of schools in the State under the Control of the Director of Employment and Training at the end of the year was 34 for men and 21 for women. The total number of scholars in them was 2,955 boys and 846 girls. (Subsidiary Table No. 43). The total expenditure (Direct charges) incurred during the year from all sources on those schools was Rs. 9,29,873.

13. Industrial Training Schools.—The number of institutions under the control of Director of Employment and Training at the end of the year was 28 for men and one for women. The total number of scholars in them was 3,918 men and 119 women. The total number expenditure (Direct charges) incurred during the year from all sources on those schools was Rs. 68,57,717.

14. Schools for Arts and Crafts.—There were in all 5 schools for Arts and Crafts. All of them were under private managements. 4 of them were under the Industries Department, and one, the L.P.N. Institute, Rachanayapuram, Madurai District was under the control of the Education Department. The School at Rachanayapuram provides special training in Crafts like Weaving, Home Crafts, Pattory-making, Toy-making and Basketry. The schools under the Industries Department make provision for instruction in Artistic Glass Training, Wood working, Seasoning and Treating, glass

Toy making and coir industry. The strength of all these schools was 122 (25) boys and 58 (238) girls. (Subsidiary Table No. 45). The total expenditure (Direct charges) incurred during the year from all sources in respect of these institutions was Rs. 2,09,003 (137,202).

15. *Agriculture.*—There were 9 Agriculture Schools. With a view to impart knowledge in Scientific methods of cultivation both in theory and practice and with a view to step up agricultural production the Department of Agriculture maintains 9 Agricultural Schools in the State. Pupils who have passed VIII Standard are admitted in these schools. The certificate course is of one year's duration. To encourage the children of farmers over the age of 18 years to join these institutions in large numbers, the students are paid boarding charges at Rs. 35 p.m. and pocket allowances at Rs. 5 p.m. These institutions are open to all communities. After the training these trainees go to their native places and take up agriculture as their occupation. The number of students were 173. The total expenditure (Direct charges) on these institutions was Rs. 54,723.

16. *Commerce.*—The number of Commercial Schools at the end of the year was 501 (472). The subjects for which the schools were approved were one or more of the following, namely, Typewriting, Shorthand, Accountancy, Commercial Practice, Banking and Commercial Geography, the candidates taking the higher or the lower grade examination in the respective subjects of study. The total number of scholars in the schools was 24,977 (22,858) men and 10,393 (8,468) women. (Subsidiary table No. 44). The total expenditure (Direct charges) incurred during the year from all sources, in respect of these institutions was Rs. 15,24,771 (1,169,383).

CHAPTER IX.

SOCIAL EDUCATION 1964-65.

SOCIAL (ADULT) EDUCATION CENTRES—MOBILE UNITS—SOCIAL EDUCATION THROUGH SECONDARY TRAINING SCHOOL—TRAINING OF TEACHERS FOR SOCIAL WORK—GRAMA-SERVIKAS—SCHOOLS OF SOCIAL WORK—RURAL WORK—INSTITUTE FOR HIGHER EDUCATION.

1. *Social (Adult) Education Centres.*—The modified scheme of Social (Adult) Education introduced during the year 1954-55, continued to be implemented during the year. The ban imposed by Government in their order Ms. No. 229, R.D., dated 13th November 1959, that no new Adult Literacy Schools, should be opened, has not yet been lifted. The Schools, opened prior to the issue of the above Government order only, continue to function.

The number of Social (Adult) Education Centres (evening schools) at the end of the year was 239 (318) with a strength of 4,884 (6,697) men and 948 (1,282) women. (Subsidiary table No. 46). Adult Literacy Schools were as usual supplied with suitable books and charts not exceeding the value of Rs. 15 per school. Continuation reading materials were also supplied to the schools. The Adult Literacy Schools continued to be supplied with newspapers and journals at Government cost not exceeding Rs. 44 per annum. The total expenditure (Direct charges) on Social (Adult) Education during the year was Rs. 86,887 (98,332).

2. *Mobile Units.*—Two (2) Adult Education Mobile Units continued to function during the year under report. Each Unit consisted of a propaganda Deputy Inspector, A Film Operator, A Driver and a Cleaner. Propaganda lectures, educational film-shows were given for the benefit of rural folk. In addition to these, songs and speeches on Adult Education and the Midday Meals Schemes were tape-recorded and relayed to the audiences. An abstract showing the number of lectures and film shows, etc., given during the year is given below:—

1 Total number of propaganda lectures delivered by the Propaganda Deputy Inspectors.		09
2 The number of trips made by the Mobile Units	-- --	120
3 Total number of times film shows were given	-- --	96
4 Approximate number of people that attended the lectures, etc.		44,095

3. *Social Education in Secondary Training Schools.*—As usual, the citizenship training courses were organised during the year for the benefit of the Senior Secondary Grade students in the non-Basic Secondary Training Schools both under Government and aided managements. Similar training was given to the students in non-Basic Training Colleges under Government and aided managements including shortened B.T. Course.

4. *Training of Teachers for Social Education.*—The Government Training School for Adult School Teachers at Tirumangalam, Madurai District, was closed.

5. *Gramasevikas.*—The Home Science Economic Wing, Bhavanisagar (Coimbatore District) was the only training centre for Gramasevikas. It is recognised as an educational institution and it has an enrolment of 35 (40) women. The total expenditure (direct charges) incurred on the Institution was Rs. 30,375 (17,400).

6. *School of Social Work.*—The Madras School of Social Work continued to function during the year. This institution imparts a two-year training course in Social work for Graduates. The strength of this institution was 56 (61) men and 2 (6) women. The number of students who were awarded diplomas during the year was 31 (25) men and Nil (5) women. The total expenditure (direct charges) incurred on this institution during the year was Rs. 105,971 (101,792).

7. *Rural Institutes for Higher Education.*—The two Rural Institutes, viz., Sri Ramakrishna Mission Vidyalaya Rural Institute of Higher Education, Perianaickenpalayam and the Gandhigram Rural Institute, Gandhigram, continued to function during the year with a strength of 642 (429) men and 25 (21) women. The diploma in Rural Service awarded by the National Council for Rural Higher Education has been recognised as equivalent to the first degree of a University of the State for purpose of educational qualifications prescribed for appointment to the State Subordinate Service.

The number of candidates who were awarded diploma in Rural Service (3 year course) was 86 (89) men and 3 (5) women. The total expenditure (direct charges) incurred on those institutions during the year was Rs. 465,643 (381,908).

CHAPTER X.

OTHER TYPES OF EDUCATION—1964-65.

PRE-PRIMARY—MUSIC AND DANCING—OTHER FINE ARTS—ORIENTAL EDUCATION—EDUCATION OF THE HANDICAPPED—REFORMATORY AND JAIL SCHOOLS.

1. *Pre-primary.*—There are four types of schools in the State for Pre-primary Education, the Nursery, the Kindergarten, the Montessori and the Pre-basic. Admission to Nursery schools is made in the age group 2 to 5, and to the Kindergarten and the Montessori schools in the age group 2 to 7. Nursery schools lead to Standard I and the Kindergarten and Montessori schools to Standard III of Elementary schools. The Pre-basic classes are intended for children between the ages of 2½ and 5, and these are attached to basic schools and lead to Standard I. There were 48 (45) schools for Pre-primary Education at the end of the year. The names of those schools (other than Pre-basic classes attached to Basic Schools) are given below:—

Nursery Schools (35).

1 Nursery Schools, Vepery, Madras	Madras district.
2 McDougall School, Nungambakkam	Do.
3 Mangalapuram Nursery School, Mangalapuram ..	Do.
4 Balamandir School, T. Nagar	Do.
5 Vidyodaya Nursery Section, T. Nagar	Do.
6 Seva Sadan Nursery School, Chetpet	Do.
7 Urban Pilot Welfare Extension Project (Nursery School), Chetpet.	Do.
8 Y. M. C. A. Free Nursery School, Madras ..	Do.

Nursery Schools (35)—cont.

9 Kanakavalli Free Nursery School, Mirsapat, Madras.	Madras District.
10 Nursery School, Poonamallee	Chingleput District.
11 Kathir Oli School, Muttathur	S. A. District.
12 O. C. P. M. Nursery School, Madurai	Madurai District.
13 Nursery School, Keeranur	Do.
14 Capron Hall Nursery School, Madurai	Do.
15 W. P. A. S. P. M., Pattiveeranpatti — .. .	Do.
16 Solai Achi Nursery School, Pallathur	Ramanathapuram District.
17 Kshatriya Vidyasala Nursery School, Virudhunagar.	Do.
18 Sri Shanmugharaja Nursery School, Sivaganga.	Do.
19 Thiagarajan Nursery School, A. Thekkur .. .	Do.
20 Vasuki Nursery School, Thengalpalayam .. .	Salem District.
21 Cordite Factory English Medium Nursery School, Aravankadu.	Nilgiris District.
22 Sabhesan Bala Brindavan Nursery School, Raja Annamalaipuram, Madras-28.	Madras District.
23 St. Brains Nursery School, Madras	Do.
24 Balar Vidyasala Nursery School, Virudhunagar.	Ramanathapuram District.
25 Sarah Thucker Nursery School, Palayamkottai.	Tirunelveli District.
26 St. John's Nursery School, Nazareth	Do.
27 Child Welfare Day Nursery School, Tuticorin.	Do.
28 Bharat Sevak Samaj Nursery School, Vellore .. .	North Arcot District.
29 All Saints S. P. C. Nursery School, Puthur — .	Tiruchirappalli District.
30 C. S. I. Nursery School, Dharapuram	Coimbatore District.
31 Kalaimagal Kalvi Nilayam Nursery School, Erode.	Do.
32 Red Cross Nursery School, Kandal	Nilgiris District.
33 Duthie Nursery School, Nagercoil	Kanyakumari District.
34 L. M. S. Nursery School, Meyyur	Do.
35 Mukerjee Memorial Nursery School, Avadi — .	Chingleput District.

Montessori Schools (10).

1 Montessori School, Chintadripet — .. .	Madras District.
2 Besant Montessori School, Adyar	Do.
3 Iswariprasad Dattatreya Montessori School, Madras.	Do.
4 Adarsh Vidyalaya Montessori School, Royapettah.	Do.
5 Somasundara Kanya Vidyalaya School, Kancheepuram.	Chingleput District.
6 St. Joseph's Montessori School, Kumbakonam.	Thanjavur District.
7 Alagappa College Montessori School, Karaikudi.	Ramanathapuram District.
8 Vatsala Bai Montessori School, Madurai .. .	Madurai District.
9 Pettennal Montessori School, Tirunagar .. .	Do.
10 St. Philomena Montessori School, Tiruchirappalli.	Tiruchirappalli.

Kindergarten Schools (3).

1. Children Garden School, Mylapore.
2. Vidyalaya Kindergarten School, T. Nagar, Madras.
3. C. S. I. Kindergarten School, Rajapalayam, Ramanathapuram.

The total strength in the 48 (45) schools was 1,759 (1,806) boys and 1,786 (1,618) girls. Nursery schools were also attached to Teachers' College, Saidapet, the Lady Willingdon Training College, Madras and to three other Special Boys' Schools. The total enrolment in the Pre-primary classes of all types, including the pre Basic sections of Basic Schools at the end of the year was 2,277 (2,514) boys and 2,391 (2,334) girls. There were 3 Nursery Schools attached to special schools for boys. They had an enrolment of 183 (190) Boys and 80 (157) girls. Nursery sections are attached to the Teachers' College, Saidapet and Lady Willingdon Training College and the strength of these sections and the teachers employed are as follows:—

Name of institutions.	Strength.		Staff.		
	Boys.	Girls.	Teachers.	Others.	
(1)	(2)	(3)	(4)	(5)	
Teachers' College, Saidapet	41	42	3	3	Helpers.
Lady Willingdon Training College	17	40	2	1	"
Total	58	82	5	4	

2. *Music and Dancing*—(a) *Colleges*.—The number of Music Colleges in the State (besides the faculties of music in the Universities) was 2 (2). The enrolment in the two Colleges and the faculties at the end of the year was as indicated below:—

(1)	Men.	Women.	Total.
(1)	(2)	(3)	(4)
Central College of Carnatic Music, Adyar.	22	107	129
The Kalakshetra, Adyar	14	61	75
Faculty of Music, Annamalai University.	80	54	64
Diploma Course in Music, Madras University.	3	19	22
Total	69	221	290

The Central College of Carnatic Music, Adyar, trains students for the Sangheetha Vidwan Title Course and is not affiliated to the Madras University or any outside body. Provision is made in the institution for the teaching of music-vocal, Violin, Veena, Gottuvadhyam and Miruthangam, the duration of the course being two years. The Kalakshetra is affiliated to the Madras University in Sangheetha Siromani. Provision is made in it, for Music and Dancing, besides painting. Students in the Annamalai University are sent up for the Sangheetha Bhushana and B. Music Examination of that University, and those in the Madras University to the Diploma Examinations conducted by the Madras University.

Music is taught as a compulsory subject in all Girls' Secondary Schools and under diversified courses in a few Secondary Schools.

(b) *Schools*.—The Tamil Isai Palli, Devakottai, continued to function during the year. Students of this institution are sent up for the Government Technical (Lower and Higher) Examination. Provision is made in this institution for teaching Veena and Dance. The strength of the Institutions was one (five) men and 53 (66) women.

Sangeetha Vidyalaya Development Centre for Musical Instruments, 32, Millers Road, Madras-10, has a strength of 4 boys and 3 girls.

The total expenditure direct charges on the above institutions was Rs. 97,547.

3. *Other Fine Arts*.—There were 2 (2) schools for Fine Arts. The course of study in the School for Arts and Crafts, Madras, is divided into two main divisions, viz., Fine Arts and Crafts. The different sections in the Fine Arts Section are General Drawing, Painting, Commercial Arts and Modelling and those in Crafts, Wood work, Sheet metal work, Goldsmiths, Jewellery, Enamelling, Engraving and Design. Government School of Arts and Crafts, Kumbakonam has furnished a nil report. There were 163 boys and 7 girls in the fine arts section and 89 boys and 2 girls in the Craft section of the College of Arts and Crafts, Madras, during the year.

4. *Oriental Education.*—(a) Colleges :—The number of Oriental Colleges for men, besides the Venkataramana Ayurvedic College, Mylapore, Madras (10) and the Oriental Faculty in the Annamalai University was 15 (15) during the year. The total strength of all those colleges was as detailed below :—

(1)	1963-64.			1964-65.		
	Number of Institutions.	Number of Scholars.		Number of Institutions.	Number of scholars.	
		Men.	Women.		Men.	Women.
(2)	(3)	(4)	(5)	(6)	(7)	
Sanskrit Collages	2	27	1	4	66	..
Tamil Collages	6	327	125	7	578	223
Arabic Collages	3	837	..	3	213	..
Sanskrit and Tamil Collages	4	212	28	1	143	56
Total	15	903	154	15	1,099	279

The strength of the Oriental Faculty (including M.O.L) of the Annamalai University was 115 (100) men and 40 (38) women.

(b) Schools :—The number of Oriental High and Middle Schools and the number of pupils under instruction in them during the year are given below :—

(1)	1963-64.			1964-65.		
	Number of Institutions.	Number of Scholars.		Number of Institutions.	Number of scholars.	
		Men.	Women.		Men.	Women.
(2)	(3)	(4)	(5)	(6)	(7)	
<i>Oriental High Schools (Boys).</i>						
Tamil
Arabic	1	31	..
Sanskrit and Tamil	6	243	94
Total	..	7	224	6	305	94
<i>Oriental Middle Schools (Boys).</i>						
Sanskrit and Tamil	1	67	..
Tamil	3	63	2
Arabic
Total	..	4	102	6	71	14
<i>Elementary Schools (Boys).</i>						
Sanskrit	1	19	..
Grand Total	..	12	446	12	419	63

Hindi Pracharak Training.—The following institutions conducted Hindi Pracharak Training during the year :—

(1)	1963-64.		1964-65.	
	Boys.	Girls.	Boys.	Girls.
(2)	(3)	(4)	(5)	
<i>For Men.</i>				
Hindi Pracharak Vidyalaya, Tiruchirappalli	39	14
<i>For Women.</i>				
Hindi Pracharak Vidyalaya, T. Nagar, Madras	57
Total	..	39	64	10

As in the previous year, Government sanctioned the payment of stipends to private candidates undergoing Hindi Pracharak Training at the Vidyalaya in the State during the year. The Rashtrabasha Visharad Vidyalaya at Thennur continued to function during the year with a strength of 5 (2) boys and 12 (4) girls.

5. *Education of the handicapped.*—There were, in all, 19 schools (19) in the State for the handicapped children.

The names of institutions are given below :—

Schools for the Deaf Mutes (8).

- (1) C.S.I. School for the Deaf, Mylapore, Madras (Aided).
- (2) School for the Blind and the Deaf, Teynampet, Madras (Aided).
- (3) St. Louis Institute for Blind and Deaf, Adyar, Madras (Aided).
- (4) Florence Swainson Deaf School, Palayamkottai, Tirunelveli district (Aided).
- (5) Municipal Deaf and Dumb School, Karaikudi, Ramanathapuram district (Municipal).
- (6) School for the Deaf, Manamadurai (Aided).
- (7) Municipal Deaf and Dumb School, Coimbatore (Municipal).
- (8) Shanti Samarasa Deaf and Dumb School, Kalyanipuram, Sivasailam (Aided).

Schools for the Blind (6).

- (1) Government School for the Blind, Poonamallee, Chingleput district.
- (2) Government School for the Blind, Salem.
- (3) T.D.T.A. School for the Blind, Palayamkottai, Tirunelveli district (Aided).
- (4) School for the Blind, Puthur, Tiruchirappalli district (Aided).
- (5) Blind School, Vellore (Unaided).
- (6) T.E.L.C. School and Home for the Blind, Podanur, Coimbatore district (Aided).

Schools for the Crippled (5).

- (1) Government Leper School, Tirumani, Chingleput district.
- (2) Government Leper Sanatorium, Salem.
- (3) St. Stanislaus Leper School, Kumbakonam, Thanjavur district (Aided).
- (4) Leper School, Dayapuram, Ramanathapuram district (Aided).
- (5) Orthopaedic Centre attached to Eswara Dattatreya Montessori School, Mylapore, Madras. (Aided).

The strength in the schools during the year is given below :—

	(1)	1963-64.			1964-65.		
		Number of institutions.	Number of scholars.		Number of institutions.	Number of scholars.	
			Boys.	Girls.		Boys.	Girls.
	(2)	(3)	(4)	(5)	(6)		
Deaf Mute	8	607	421*	8	614*	429*	
Blind	6	344	164	6	320	134	
Crippled	5	309	64	5	227	68	
Total	19	1,260	649	19	1,161	631	

*Includes 37 (43) boys and 76 (61) girls under blind. The School at Teynampet, Madras, has provision for the teaching of the Deaf-mute as well as blind children.

Instruction was mostly free in these schools. Boarding and lodging facilities were also provided. The elementary school syllabus was generally followed. In addition to general education, special attention is paid in these institutions to vocational training in crafts like ratton-work, wood-work, tailoring, mat-weaving and in the case of those other than the blind, Needle-work and dress-making.

6. *Reformatory and Jail Schools.*—The number of Borstal and Reformatory schools was 13 (12)—7 (7) for boys and 6 (5) for girls, as detailed below. The strength in the Reformatory schools was 2,810 (2,881) boys and 953 (897) girls.

For Boys (7).

- (1) Junior Certified School, Ranipet.
- (2) Junior Certified School, Thanjavur.
- (3) Senior Certified School, Chingleput.
- (4) Borstal School, Palayamkottai.
- (5) Madras Society for the Protection of Children, Washermenpet, Madras.
- (6) Lady Nye Certified School, Adyar, Madras.
- (7) Senior Certified School, Thattapparai.

For Girls (6).

- (1) Senior and Junior Certified School, Madras.
- (2) Sri Sadana Special School, Madras.
- (3) The Service Home, Thambaram (Women's Welfare Department School).
- (4) Meenakshi Sadhanam Special School, Madurai.
- (5) Government Protective Home, Tiruchirappalli.
- (6) Service Home, Cuddalore.

Schools were attached to the District and Central Jail in 9 (9) centres as detailed below :—

- (1) Central Jail (Penitentiary), Madras.
- (2) Jail School, Vellore, North Arcot district.
- (3) Jail School, Coimbatore.
- (4) Jail School, Tiruchirappalli.
- (5) Jail School, Pudukottai.
- (6) Jail School, Salem.
- (7) Jail School, Madurai.
- (8) Jail School Cuddalore, South Arcot.
- (9) Jail School for Women, Vellore, North Arcot.

They had a total enrolment of 909 (1,084) men and 68 (64) women.

CHAPTER XI.

EDUCATION OF SPECIAL CLASSES—1964-65.

SCHEDULED CASTES, SCHEDULED TRIBES, BACKWARD CLASSES, ANGLO-INDIANS AND CHILDREN AND DEPENDENTS OF EX-ARMY MEN.

1. *Scheduled Castes.*—There is a separate department of Government in this State, under the name of the Harijan Welfare Department, specially set up for the amelioration conditions of Scheduled Castes, Scheduled Tribes and Backward Classes. Details regarding the Officers employed in this Department and the various duties assigned to them are given in Annexure IX. The ameliorative measures undertaken by this Department in the field of Education were (1) maintenance of schools—Elementary and Secondary, (2) provision of scholarships, boarding grants and grants for purchase of books and clothing and grants for the training of teachers and (3) maintenance of free hostels at important centres and grant of financial assistance to private bodies for the maintenance of hostels, schools, etc., for the benefit of the eligible communities. The total number of Harijan Welfare Schools maintained by the Harijan Welfare Department was 852. This includes 3 high schools and 18 night schools and one pial school and middle school at Vadagarai in Chingleput district. Pupils of all communities were studying in these schools.

The total number of primary schools mainly intended for the Scheduled Castes was 716 (966); 668 (826) were elementary schools and 48 (151) were basic schools. The total number of pupils of the Scheduled Caste learning in all types of institutions was 6,10,853 (5,30,880) boys and 3,50,181 (2,93,325) girls, and details for it are given in Subsidiary Table No. 7. The particulars of the scholarship granted during the year are as follows.

A scheme of scholarships and fee concessions for which the pupils of these communities are eligible is given in Annexure II. Boarding grants on behalf of Harijan pupils and the supply of midday meals to pupils reading in the schools run by the Harijan Welfare Department are dealt with in Chapter XIV.

Pupils belonging to eligible communities learning in the Harijan Welfare Elementary Schools are supplied with books and slates free of cost. Two sets of clothing were also supplied to girl pupils studying in Harijan Welfare Schools or residing in Government hostels at a cost not exceeding Rs. 12 per pupil. Books are being supplied to eligible community pupils reading in Harijan Welfare Schools free of cost. As regards pupils belonging to eligible communities studying in Non-Harijan Welfare Schools, non-recurring grants are given by that Department.

2. *Scheduled Tribes*.—The total number of primary schools specially intended for Scheduled Tribes was 32 (98). Of these 32 (96) were elementary schools and Nil (2) were basic schools. The total number of pupils belonging to Scheduled Tribes learning in all types of institutions was 17,281 (24,082) boys and 11,799 (12,887) girls (Subsidiary Table No. 7).

3. *Backward Classes*.—The total number of primary schools mainly intended for the Backward Communities was 57 (498). Of these 57 (375) were elementary schools and Nil (120) were basic schools. The largest numbers were found in the districts of Dindigul, Madurai (Kallars) and Tirunelveli Central (Maravars, Patnulkarans, Vadavas, etc.). The Kallar Schools are under the Harijan Welfare Department. There is a Special Officer in the Deputy Collector's grade who is in charge of Kallar reclamation work in Madurai district. Forty-one schools for tribes' pupils, 28 schools for denotified tribes' pupils and 241 (239) Kallar schools in Madurai district were maintained by the Harijan Welfare Department. The entire cost of the maintenance of these schools was borne by the Harijan Welfare Department. The Government High Schools, Chekkanurani, Madurai and the Government Kallar High School, K. Nattamanga'am, Madurai district, were mainly intended for the Backward Classes. The total number of pupils of the Backward Classes reading in all schools was 19,23,231 (17,04,160) boys and 11,82,288 (10,07,289) girls (Subsidiary Table No. 7).

4. *Anglo-Indians*.—(i) Anglo-Indian Schools are governed by a Special Code of Regulations, and a separate provision for paying grants to these schools is made in the Education Budget. The school year is from January to December. There are also provision for payment of indigent grants to the pupils of Anglo-Indian Community. The primary school teaches up to Standard VI inclusive and the high school up to Standard XI. The examination for pupils completing Standard XI is conducted by a Board constituted by the Government, called the Anglo-Indian School-Leaving Certificate Board. Although these schools are intended primarily for Anglo-Indian children, the managements of these schools are obliged to admit non-Anglo Indian pupils at least up to a limit of 40 per cent of the total number admitted during the year, to satisfy constitutional requirements.

In G.O. Ms. No. 1943, Education, dated 26th July 1962, the Government accepted the recommendations of the Director, that the minimum age for admission to Standard I of Anglo-Indian schools be fixed as 5 plus, the minimum age for admission in each of Standard II, III and IV being corrected to five plus for Standard I. The age for direct admission of pupils in these schools is to be reckoned as on February every year.

Separate provision for paying grants to these schools is made in the Education Department. There are also provisions for payment of indigent grants to the pupils of Anglo-Indian community. The State Government have extended the scheme of special grants to the Anglo-Indian schools for 5 years from 1964 in G.O. Ms. No. 2520, Education, dated 23rd December 1963.

There were in all 45 (45) schools specially intended for Anglo-Indian pupils at the end of the year—high schools 40 (40), primary schools 4 (4) and training school for women 1 (1). Five high schools 4 (4) for boys and 1 (1) for girls and 3 (3) primary schools for boys were run and maintained by Union Government under the Ministry of Railways. The Church Park Training School for Women, Teynampet, Madras, is the only training school for Anglo-Indians. It has a strength of 44 (50) as detailed below during the year :

						<i>Middle Grade.</i>
1st year	20 (23)
2nd year	24 (27)

The strength of all the Anglo-Indian Schools was 11,197 (11,202) boys and 10,865 (10,648) girls (Subsidiary Table No. 50). The percentage of Anglo Indian pupils to the total scholars in these schools works out to 41 (37.0) of the total enrolment in the Anglo-Indian High, Primary and Training Schools. Six hundred and eighty-two (622) boys and 554 (641) girls passed the Anglo-Indian High School Examination held in November 1964.

The total number of Anglo-Indian pupils in the various types of institutions was 5,394 (3,780) boys and 4,412 (4,368) girls *vide* the Subsidiary Table No. 7.

(ii) *Working days.*—The Anglo-Indian Schools including the Training School have fallen in line with other schools and are working for 200 days in a year.

(iii) *Provision for teaching Hindi.*—Facilities exist to teach Hindi as an additional language in schools where the Second Language taught is one of the South Indian languages provided there is a minimum strength of 15 children offering Hindi as an additional language in the school.

(iv) *Elective subjects—Anglo Indian Schools.*—The study of three electives in Anglo-Indian Schools was introduced.

(v) During the year, Anglo-Indian schools were brought under the purview of audit by departmental auditors.

5. *Educational concessions to children and dependents of ex-Servicemen and Defence personnel.*—Educational concessions and boarding charges were granted to children and dependents of ex-servicemen who were eligible for concessions from Post-War Services Reconstruction Fund and also to the children and dependents of Ex-service personnel belonging to the categories of Civil Pioneer Force Unit and Women Auxilliary Corps of India, provided the monthly income of the ex-service person concerned did not exceed Rs. 200. Concessions are also granted to children of Defence personnel belonging to the categories of Junior Commissioned Officers and other ranks below Junior Commissioned Officer and to the children of personnel who are either killed or incapacitated in action. All eligible candidates who have obtained a Second Class or 50 per cent in the aggregate in the previous annual or public examination will be awarded this scholarship. Government have also directed that the concessions in force during the present emergency be extended to the members of the Armed Forces of all ranks whose studies are interrupted by reason of their enrolment, if and when they are released from the Armed Forces, from the academic year 1963-64.

CHAPTER XII.

BOOKS AND LIBRARIES—1964-65.

CONNEMARA PUBLIC LIBRARY, CHILDREN'S LIBRARY, PUBLIC LIBRARIES AND READING ROOMS, USE OF SCHOOL LIBRARIES BY THE PUBLIC, ORIENTAL MANUSCRIPTS LIBRARY AND TEST BOOK COMMITTEE.

1. *Connemara Public Library.*—The Connemara Public Library continued to function as the State Central Library under Madras Public Libraries Act, 1948, a depository for publications in India under the Delivery of Books (Public Libraries) Act of 1954 and also a depository centre for United Nations Organisation.

Having about 18,100 feet of shelving space, it accommodated 1,71,732 (1,63,800) volumes on 31st March 1965 including 7,932 (5,900) volumes added during the year.

The library received 10,768 books, 3,400 periodicals and 254 Newspapers under Delivery of books (Public Libraries) Act, 1954. It purchased 921 books and 85 periodicals. It also received gratis 756 books and 531 periodicals.

Employing 58 (55) members on the staff, it worked for 9½ hours a day from 8-00 a.m. to 5-30 p.m. for 304 (306) days during the year. It received 1,52,536 (1,62,979) visitors to use 5,81,551 (6,12,977) volumes including 1,23,943 (1,24,040) volumes lent to 6,083 (5,697) members which included 639 (660) admissions and 253 (253) withdrawals.

The cost of the service was Rs. 1,22,757.52 (1,05,237.07) with an income of Rs. 5,281.32 (5,312.84). This works out at Rs. 0.21 (0.17) per book used or Rs. 0.80 (0.65) per reader.

The compilation of Madras State Bibliography of Children's Literature in Tamil started in January, 1964 and the Madras State Bibliography in Tamil started in July 1964, are in progress.

The Home Delivery service started in the year 1962 for the benefit of these members who cannot frequent the library due to distance, age, etc., was continued during the year and a sum of Rs. 1,206 (996) was realised by way of monthly subscription for the service.

2. *Children's Library*.—The Children's library in the compound of the office of the Director of Public Instruction continued to function. The library is open to all children between the ages 6 to 14. It works on all days except Fridays and other Public Holidays. The number of books in the library at the end of the year was 9,377 (8,822) and the total number of children who visited the library was 10,656 (14,680). The number of members on roll was 1,58 (2,54). The total number of books issued for home reading was 2,086 (5,363).

3. *Public Libraries and Reading Rooms*.—The total number of Public Libraries in the State at the end of the year was 1,601 (1,651) and all of them are having Reading Rooms. The total number of visitors to all these libraries was 2,37,14,960 as against 1,99,70,083 during the previous year. Details on their behalf are given below:—

(Subsidiary Table No. 5)

	<i>Libraries.</i>
I. Number of Libraries.—	
Government Libraries—	
Central Library	1
Moving Library (Kanyakumari)	1
Local Library Authorities.—	
Moving	3
District Central Libraries under Local Library Authorities.	12
Branch libraries under Local Library Authorities including the II Firka Central Libraries.	832
District Board Libraries
Municipal Libraries	168
Panchayat Libraries	423
Grama Sangam Libraries	20
Other Aided Libraries	116
Unaided and other Libraries	25
Total ..	<u>1,601</u>
II. a Total number of books* issued on loan	
b Total number of books * consulted in the libraries ..	50,45,894
1,34,93,806	
III. Total number of volumes at the end of the year ..	
31,18,334	
IV. Total number of visitors	
2,37,14,960	
V. Expenditure on Libraries	
78,83,933	

During the year under report the number of delivery stations increased from 756 to 1,247. Members were enrolled in all these delivery stations as usual, thus catering to the needs of rural folk with proper Public Library Service.

* Number of issues made.

During the year under report, the contribution paid by Government to the Local Library Authorities under Section 13 (3) of the Madras Public Libraries Act, 1948, was Rs. 13,06,393 as against Rs. 11,31,154 sanctioned during the previous year.

The libraries in the five taluks under the control of the District Educational Officer, Nagercoil continued to receive grants not exceeding the amount sanctioned to them in 1955-56, subject to the condition that not less than 75 per cent of the grant received is spent on the purchase of the books.

There were four Mobile Library Vans in the State during the year 1964-65. Books were delivered to readers at their homes through the Mobile Vans.

Library service for school Children.—The Scheme of circulating books to 50 Higher Elementary Schools in the City of Madras continued to function. The scheme was introduced with the intention to provide every school going child the opportunity of reading books other than school text books for recreation and general knowledge.

Integrated hospital Delivery service.—Integrated hospital library service continued to function in Madras, Chingleput, Tirunelveli, South Arcot, Erode and Coimbatore Districts. Library service is rendered to patients in the Headquarters Hospitals from the District Central Libraries concerned.

Training in Library science.—The Madras University continued to run a diploma course for graduates a certificate for undergraduates in Library Science.

4. *Use for school Libraries by the Public.*—The number of libraries attached to Secondary Schools, which were open to the public was 104 (231).

The number of Elementary Schools whose libraries were thrown open to the public was 3,390 (8,696).

5. *Oriental Manuscripts Library.*—During the year under report 2,434 (4,337) persons visited to library and consulted 9,983 (13,035) volumes and books in all. A total number of 469 (518) books and 89 (101) manuscripts were issued on loan. The total number of manuscripts acquired during the year was 88 (531) as detailed below:—

Manuscripts acquired during 1964-65.

Language.	Purchase.	Presentation.	Restoration.	Transcription.	Total.
(1)	(2)	(3)	(4)	(5)	(6)
Sanskrit	39	..	39
Tamil	43	..	43
Telugu
Kannada
Malayalam
Islamic	6	..	6
Total	88	..	88

Printed books acquired during 1964-65.

Language.	Purchase.	Exchange.	Presentation.	Total.
(1)	(2)	(3)	(4)	(5)
Catalogues	12	12
Dictionary
Sanskrit	13	42	55
Tamil	10	50	60
Telugu	17	17
Kannada	13	13
Malayalam	6	6
Islamic language	4	6	10
English	34	49	83
Total	61	195	256

In addition, a total number 256 (381) books and journals were acquired for the library during the year, as detailed above.

6. *Text book committee.*—During the year 1 (4) application for registration as publisher was received. The total number of registered publishers at the end of the year was 440 (440). The amount realised as registration fees was Rs. 75 (1600).

The Text book Committee was ordered to be treated as First Class Committee for the purpose of Travelling Allowance. It considered many books on Mathematics and Science, which are in the approved lists and which were revised by the publisher according to metric system of weights and measures and decimal coinage. No fee for the scrutiny of those books was levied from the publishers.

CHAPTER XIII.

AUDIO VISAL EDUCATION—PHYSICAL EDUCATION—NATIONAL CADET CORPS BOY SCOUTS AND GIRL GUIDES—JUNIOR RED CROSS.

1. *Audio-Visal Education.*—As in the previous year, the department continued its efforts to encourage schools to equip themselves with a set of minimum Audio-Visal Equipment consisting of a 16 m.m. film projector, a 35 m.m. filmstrip projector and a radio set. During the year 24 schools were equipped with 16 m.m. projectors and 18 schools with 35 m.m. filmstrip projectors and one school with Radio Receiver. The total number of schools so equipped with 16 m.m. projectors and 35 m.m. filmstrip projectors at the end of the year was 639 (615) and 691 (673) respectively. 1 (10) more school was equipped with Radio receiving sets, the total number of secondary schools so equipped at the end of the year being 706 (705).

A sum of Rs. 20,000 every year has been sanctioned under the Third Five Year Plan for the expansion of the State Film Library. During the year 64-65, 20 films were purchased and added to the stock of the State Film Library raising to the total number of films to 1231.

Nearly 8,391 (6,906) film shows were given in educational Institutions during the year with films and filmstrips hired at nominal rates from the State Film Library. The Film Library attached to the Office of the Director of Public Instruction has a set of Audio-Visual Equipment. Short training courses of 6 days duration were conducted in four Educational Districts and 112 graduate teachers were trained in handling of these articles of equipment.

2. *Physical Education.*—The work of promoting physical education in educational institutions was carried on as usual by the Chief Inspector of physical Education, Madras-6 in so far as the boys' schools were concerned and by the Women Specialist in Physical Education, Madras-6 in regard to Girls' Schools. All the three institutions viz., (i) the Y.M.C.A. College of Physical Education, Saidapet, Madras, (ii) The Alagappa College of Physical Education, Karaikudi, and (iii) the Maruthi College of Physical Education, Perianaickenpalayam continued to function during the year with a strength of 471 (486) men and 97 (135) women.

The Children's Rally of boys and girls of City Secondary Schools, Anglo-Indian Schools, Elementary Schools was held on 14th November 1964 in connection with the birthday celebration of the late Prime Minister of India, Nehruji. About 4,000 children participated in the Rally which was held at the Corporation Stadium, Madras. The display of physical activities by the children from the Elementary Schools, Secondary Schools and Anglo-Indian Schools (Boys and Girls) was an impressive one. About 6,000 children from all parts of the city were present to witness the rally.

The Hon'ble Chief Minister of Madras presided over the function. Hon'ble Smt. Jothi Venkatachalam, Minister for Public Health released the Childrens' Day Special and the Hon'ble Sri S. Chellapandian, Speaker of the Madras Legislative Assembly distributed the prizes.

The seventh Annual Republic Day Sports and Games competitions were organised and conducted during this year also at District, Divisional and State levels for boys and at District and State level for Girls. In connection with the competitions in games and athletics held at Madras during the fourth week of January 1965 on the eve of Republic Day Celebrations, about 467 boys and 729 girls from the various Divisions and Districts respectively were present at Madras, for participation in the State level Republic Day competition in games and athletics.

The Madras State Government sanctioned a sum of Rs. 2,15,133 for this purpose. A clerk in the usual pay and allowances was also sanctioned from 1st October 1964 to 31st March 1965 to look after the correspondence relating to the conduct of the Republic Day Sports and Games.

The Madras State is a member of the Schools Games Federation of India and as such the State Football team consisting of selected players from the Secondary Schools (boys) in the State participated in the autumn games held at Udaipur during October 1964. Out of Rs. 4,338 sanctioned by Government for this purpose a sum of Rs. 3,100,00 was spent in connection with the participation of the State Football team at Udaipur.

The Madras State teams in Volleyball and Hockey and Athletics (boys and girls) consisting of selected players from the Secondary Schools (boys and girls) participated in the Winter Games held at Patna during December 1964. For this a sum of Rs. 15,596 was sanctioned by the State Government out of which a sum of Rs. 11,280 was spent.

In the winter games, Madras State Boys' Athletic team annexed the Runners-up trophy by scoring 24 points in track and field events.

As per the directive from the Government of India, Ministry of Education, New Delhi, the National Physical Efficiency Drive was conducted in 276 centres in the State during the month of November 1964. This year the Orientation courses, were conducted in the five regions namely, Madras, Madurai, Tanjavur, Tiruchy and Coimbatore. The Central Government sanctioned a sum of Rs. 11,000 for the conduct of the Orientation course and for providing equipments to rural centres where the National Physical Efficiency Drive was organised and conducted. The State Government also sanctioned a sum of Rs. 18,150 towards the expenditure in connection with the organisation and conduct of the Drive in the various centres and towards the Special staff and other miscellaneous items relating to the Drive.

The number of participants who took part in the Drive was 66,590 as against 12,241 during the previous year. The certificates to all the winners in the Drive were distributed to the winners soon after their receipt from the Ministry of Education, Government of India.

The following four competitors were sent to Bangalore during February 1965 to represent the State in the National Award competitions.

- 1 E. Paranthaman (Men Junior).
- 2 P. Surulibommu (Men Senior).
- 3 Sharadha (Women Junior).
- 4 Loretta Gomes (Women Senior).

In the competitions the following members secured the places quoted against each :—

- | | | |
|-------------------------------|-------|------------|
| 1 E. Paranthaman (Men Junior) | | 5th place. |
| 2 Sharadha (Women Junior) | | 2nd place. |

3. *Collection of Data for Evolving National Norms.*—The Ministry of Education, Government of India have selected Madras as one of the States for collecting data regarding the performance of men and women of the various age groups in physical Efficiency tests. For this purpose a sum of Rs. 935 has been sanctioned. The purpose of collection of data is to evolve norms to be followed for National Physical Efficiency Drive tests in future in our country.

4. *Madras State Sports Council.*—With the formation of District Sports Councils in each of the revenue districts of the State, it has been possible to extend the scheme of scientific coaching in games and athletics to the pupils of secondary schools in the respective areas of the district. By this arrangement, the performance of pupils in these activities has registered distinct improvement.

Scholarships.—By the award of 10 scholarships of the value of 150 per annum for boys of secondary schools and 10 scholarships for girls of secondary schools in the State for proficiency in games and athletics, the performance of the pupils has improved year after year. The incentives offered by these awards have made it possible for a larger number of students to engage themselves in games and sports and vie with one another to gain distinction.

For Anglo-Indian Schools, three scholarships of the value of Rs. 150 per annum for boys and three scholarships for girls are also awarded with the same objective in view.

As each District Sports Council maintains a panel of coaches for imparting instruction in coaching to the students and non-student population, it has been possible for many schools to take advantage of the service of these coaches for increased achievements in the sphere of sports and games.

5. *National Cadet Corps.*—Data showing the various units of the Senior Divisions, the names of colleges attached to the units and the number of cadets enrolled, are given in Annexure V.

The N.C.C. Organisation in the State has taken long strides during the period under review. The major change introduced in the organization is the removal of differences in organisation, dress, allowances between the N.C.C. and N.C.C.R. and reorganisation of all the existing N.C.C. and N.C.C.R. units into compact 8 Coy. Battalions with 200 cadets in each Company. There was considerable expansion in the N.C.C. Senior Division to cater to the needs of the existing and new Institutions in the State in pursuance of the policy of compulsory military training to all able bodied students in the colleges.

The Girls Division was also expanded though not at the same rate as the Senior Division. There was however no expansion in the Junior Wing NCC during the year.

Junior Division N.C.C.—So far as the Junior Division (Boys) is concerned the number of units functioning during the year was 430 (430) which includes 55 (55) Naval, 78 (78) Air and 297 (297) Army Wing Troops. The troops were distributed in 382 (382) Boys Secondary Schools in the State, and the total number of Cadets enrolled was 21,600. There were besides 71 (71) Girls Division Junior Wing Troops distributed in 60 Secondary Schools, the total number of cadets enrolled being 3080 (3080).

Senior Division N.C.C.—There were 70 units functioning during the year 1964-65 with a total strength of 61,600 (61,600) Cadets. There were besides 9 (9) units of Girls Division with a total of 3,019 Cadets.

Camps.—All India Summer Training cum Social Service Camps were conducted at 38 (38) different places during the period under review and 459 (459) officers and 22,607 (22,607) cadets attended these camps.

Auxiliary Cadet Corps.—The working of the Auxiliary Cadet Corps scheme was in full swing during the year but later on it was decided by the Government of India to abolish the same to accommodate the introduction of new scheme "National Fitness Corps" in all the High Schools. The A.C.C. Organisation has been abolished in the State with effect from 1st April 1965.

Expenditure.—The expenditure incurred on the Junior Division (including the Girls Division and the Auxiliary Cadet Corps) for the year was Rs. 17,47,686.98 and on the Senior Division Rs. 34,93,865.62.

Training Camps.—Training Camps as shown at Annexure II were conducted during the period under review.

Due to natural calamities and prevalence of cholera, training camps for the Senior Division Cadets scheduled to be conducted at MADURAI, PALANI, VELLORE, TRICHY, VIRUDHUNAGAR and VELUR were cancelled.

Training.—It has not been possible to complete the training syllabus for the cadets due to temporary closure of schools on account of anti-Hindi agitation.

Guard of Honour.—A Guard of Honour was presented by N.C.C. Cadets to Sri Justice P. Chandra Reddi, Acting Governor of Madras on the occasion of the laying the corner stone of the extension to the College Library in S.T. Hindu College, Nagercoil, on 4th January 1965.

Honours and Awards.—Officer Cadet S. Alfred Paul, Pope's College, Swayerpuram, of 23 Madras Bn N.C.C. was adjudged the best-all-round cadet and best bayonet fighter in the Pre-Commission Training Course conducted at N.C.C. Academy, Purandhar, during October to December 1964. He obtained first place in the order of merit.

Certificate Examinations.—A statistical report on Certificate Examinations for the year 1964-65 is at Annexure III.

4. Boy Scouts and Girls Guides :

1. Number of scouts, cubs and guides as on 31st March 1965—

a. Number of Scouts	8,542
b. Number of Cubs	37,293 Mostly recruits.
c. Number of Guides	2,625
d. Number of Bulbuls	7,319 Mostly recruits.

2. Number of training courses conducted for Scout masters, Cub masters, Guide Captains and Flock Leaders and the number of men and women trained during the year 1964-65—

	No. of Trg. Courses.	No. Trained
a. Cubmasters	50	1,464
b. Scoutmasters	19	585
c. Guides Captains	7	226
d. Flock Leaders	7	182

3. Other training Courses—

a. Advanced Training Courses (S)	4	95
b. Himalaya Wood Badge Course (S)	1	24
c. Commissioners Training Courses (S)	3	63

We have trained and warranted Scouters, Guiders and Commissioners as follows. They are helping the Association in various ways without any remuneration—

a. Warranted Scouters	2,525
b. Warranted Guiders	535
c. Warranted Commissioners	230

4. Activities and Chief events during 1964-65—

- Three training courses for Panchayat Union Commissioners were held in May 1964.
- Twelve Scoutmasters and Guide Captain Training Courses sponsored by Government of India, Ministry of Education to train teachers from Higher Elementary School of Rural areas were conducted during the year.
- Special Rallies for Cubs in Rural areas covering different Panchayat Unions were organised.
- Two advanced training courses for Cubmasters and Himalaya Wood Badge Course (S) were conducted during the year.
- The most important event during the year was the National Jamboree at Allahabad where 256 Scouts and Guides participated during the December holidays. The scouts acquitted themselves well at the competitions.

Nehru Month celebration was observed with great enthusiasm in memory of our late beloved Prime Minister, Sri Jawaharlal Nehru. The State Headquarters held a Rally on Saturday, August 8, 1964 at Wenlock Park and placed on record the deep sense of profound grief at the demise of Sri Jawaharlal Nehru, the first Prime Minister of Independent India and paid humble tribute and reverential homage to the great departed leader. About 1,500 Scouts, Guides, Scouters and Guiders were present at the Rally.

The various District Associations of the Madras State Bharat Scouts and Guides, conducted the Nehru Month Rally and Gatherings, where Scouts, Guides, Scouters and Guiders paid their tributes to the late Prime Minister.

The Bharat Scouts and Guides contributed its humble mite to the victims of the Cyclone in Dhanushkodi and Ramanathapuram. As a result of an appeal made by the Bharat Scouts and Guides Headquarters, Madras State, to all its District Organisations to reduce the sufferings of people affected by the Cyclone, the Association was able to collect a good lot of old clothing and money. Three cases of clothing were sent to the victims of the Cyclone and a sum of Rs. 1,827.58 was also collected and given to authorities concerned to help the distressed people. In addition to the Headquarters contribution, our association in various districts have also contributed clothes and money through the District Collectors concerned.

5. *Amount of State Aid received during 1964-65—*

Rs. 30,000 Annual recurring grant.

Rs. 8,823 grant-in-aid of 3 District Scout Organisers.
(in-fussil) towards salaries, allowances, etc.

Rs. 8,000 towards the expenses of our contingent of Scouts, Guides, Scouters and Guiders who participated in All-India Jamboree held at Allahabad in December 1964.

5. *Junior Red Cross.*—Thiru N. D. Sundaravadivelu, Director of Public Instruction continued to be the Chairman of the State Junior Red Cross Sub-Committee.

Number of groups registered as on 31st March 1965	181
Membership Boys 4,634, Girls 2,975 Total	7,609
Number of Training Courses held for Counsellors during the year	5

Chief events during the year.—Five Training courses for Junior Red Cross counsellors were held—3 courses at Palani, 1 at Salem, and 1 at Madras—by the South Madras District, and 253 were qualified.

Eight Juniors—4 boys and 4 girls, and 2 counsellors (1 Male and 1 Female) of the Madras Corporation schools attended the Inter-State Junior Red Cross Study Centre held at Udaipur in January 1965. The Girls' Juniors received cups for giving items of Cultural Programme.

6. *School Broadcasts by All-India Radio Madras.*—The school broadcasts were so devised and arranged as to supplement the learning in the school. The English programmes for lower standards entitled Better Speech laid stress on correct pronunciation and were devoted to make the pupils gain correct speech habits and they were handled by specialists who were native speakers of the English Language. In addition a series of programmes for higher standards were broadcast on "stories from Shakespeare" during the year under review. Two interviews one with the eminent Physicist, Late Dr. K. S. Krishnan and another with Sir T. S. Venkataraman, the specialist in sugarcane cultivation were broadcast under the series "Vignaname Vaazhvu" which dealt with the wholehearted involvement which science demanded of its votaries. Travalogues on the Godavari Region, the Ajanta Caves, Pandaripur and Durgapur were broadcast as talks or interviews with people who have actually visited these places of interest. Illustrated talks dealing with historical events and personalities were also included in the school broadcasts during this year. A series of featurised talks and plays on minor but memorable characters in the classics found their place in these broadcasts. The lives of scientists like Faraday, Newton, etc., were presented as features; they were so devised as to emphasise the wholehearted involvement that science demands.

A series of programmes entitled "Sodararaanome" on the various language and regional groups like the Marwaris, Gujaraties and Maharashtra who have settled down in Tamil Nad and have become part and parcel of our like were included in the broadcasts for the year. Details regarding their customs and their festivals also gained a place in these broadcasts. Programmes on Natural Science were included and broadcast as interviews.

In addition, as in previous years Hindi, Sanskrit and Music lessons were broadcast. A few features based on visit to places like a sugar factory, etc., were included to make the pupils get interested in our growing industries.

CHAPTER XIV.

ORPHANAGES AND BOARDING HOMES—SUBSIDISED HOSTELS—SCHOOL MEALS—THE CARE PROGRAMME—SCHOOL MEDICAL INSPECTION—SCHOLARS—NATIONAL LOAN SCHOLARSHIPS—THE NATIONAL AWARDS FOR TEACHERS—STATE AWARDS FOR TEACHERS—INDIAN STUDENTS ABROAD—TEACHERS ASSOCIATIONS—TEACHERS AND BRANCH POSTMASTERS.

1. *Orphanages and Boarding Homes.*—Institutions which are primarily orphanages and which make suitable arrangements for the education of the inmates are admitted to aid from state funds. One of the important conditions for aid is that atleast 50 per cent of the inmates in the orphanages should be certified free destitutes belonging to the State and should be learning in recognised schools. Grants are sanctioned on behalf of orphan and non-orphan certified destitutes within the ages of 5 to 20 (5 to 25 in the case of physically handicapped children) subject to maximum limit of Rs. 10 per mensem for an inmate (Rs. 15 in the case of orphanages situated in hill stations) or 3/4th of the net boarding charges, whichever is less. Grant is also assessed upto three-fourths of the expenditure per month towards the cost of clothing, medicine, bathing oil, soap, medical aid, text books, note books and salaries of warden and accountants. The number of orphanages at the end of the year was 323 (316) and the amount of grant-in-aid sanctioned during the year under the head was Rs. 33.63 (30.37) lakhs.

Admission of students of all communities is allowed in the hostels run by the Harijan Welfare Department with a view to enabling students of all communities to mingle freely with one another and to accelerate the removal of untouchability. Admission of boarders in the Government Hostels for scheduled castes is made as below:—

Scheduled Castes ..	--	--	..	--	75 per cent.
Backward Classes ..	--	15 per cent.
Forward Class pupils	10 per cent.

In the case of backward class hostels taken over by the Government, the admission of boarders is made on the following basis:—

Backward Classes	55 per cent.
Scheduled Castes	30 per cent.
Forward Class pupils	15 per cent.

There were 370 (353) Government Hostels for Scheduled Castes, 12 hostels for Scheduled Tribes. 31 hostels for Denotified Tribes, and 2 for backward classes during 1964-65. Food charges were paid at Rs. 16 p.m. per boarder for 10 months in the case of Government Hostels located in the plains and at Rs. 17 p.m. per boarder in the case of hostels located in hilly areas. The entire maintenance charges for Government Hostels were met by Government.

Boarding grants were also sanctioned to the pupils of eligible classes and backward classes at Rs. 16 p.m. per boarder in the cases of hostels located in plains and at Rs. 17. per mensem per boarder in the case of hostels located in hilly areas for 10 months subject to the rules governing the sanction to lumpsum boarding grants. Boarding grants were also sanctioned to the pupils of forward classes at Rs. 10.70 p.m. for 10 months in a year subject to availability of funds. The rates of boarding grants were enhanced by Rs. 2 p.m. per boarder from January 1965.

The number of boarding grants and the amount sanctioned during 1964-65 is furnished below.—

(1)	Number of grants. (2)	Amount sanctioned. (3) RS.
1. Eligible Communities	4,104	6,59,856.95
2. Backward Classes	2,314	3,68,872.23
3. Forward Communities	283	29,944.90
Total ..	6,701	10,58,674.08

2. *Subsidised Hostels*.—A sum of Rs. 2804.28 was sanctioned as subsidy towards the pay of matrons employed in girls and mixed hostels. The District Collectors were empowered to sanction and renew boarding grants every year in respect of the pupils belonging to Eligible Communities and backward classes.

There were 71 subsidised hostels in the State aided by the Harijan Welfare Department.

3 *School meals*.—The subsidised scheme for the free supply of the school meals to poor children in elementary Schools continued during the year. The supply of midday meals to the school maintained by the Harijan Welfare Department was also continued during the year. The Madras Corporation also continued to provide midday meals to poor children studying in its Elementary Schools.

Out of 30,470 (30,117) Primary Schools in the State, the scheme was functioning in 30,218 (29,740) schools and the total number of children fed was 16.62 (14.26) lakhs as detailed below:—

	Number of Schools. LAKHS.	Number of children fed. LAKHS.
By Education Department	28,753	15.27
By Harijan Welfare Department	1,152	1,01,554
By Madras Corporation	313	34,035

4. *The care programme*.—The following CARE commodities were received during the period under report.—

	LBS.
Milk Powder	95,53,680
Corn meal	1,38,82,250
Oil	43,71,565

The following CARE commodities were distributed during the period:—

	LBS.
Milk powder	1,04,57,410
Corn meal	1,45,28,250
Oil	33,87,810

5. *Medical Inspection (a) Colleges*.—According to the University regulations, medical inspection of students in the Pre-University and the First year of the degree courses is compulsory—Any disease or defect detected in the case of a student in the course of inspection is brought to the notice of the parent concerned. Government have introduced a scheme of medical attendance to students in the following Government Colleges:—

1. Presidency College, Madras,
2. Government Arts College, Madras.
3. Government Arts College, Kumbakonam.
4. Government Arts College, Coimbatore.

A clinic is attached to each of the four Colleges with a part-time Medical Officer who attends daily to the medical needs of the students and is also required to carry out the compulsory annual medical inspection of the students. He is assisted by a full-time Pharmacist and servant. Simple medicines and drugs are purchased upto Rs. 500 a year and stocked in the clinics and administered to the students free of cost. The Queen Mary's College, Madras, has a full-time Medical Officer to attend on the students. The medical attendance facilities provided in the other institutions are as follows.—

1. The hostel attached to the Lady Willingdon Training College, for Women, Madras, has a clinic of its own in charge of a full-time medical officer, who is also entrusted with the work of medical inspection of the students of the Model High School.

2. A part-time medical officer is attached to each of the Hostels, of the Teachers' College, Saidapet, G.T. College, Coimbatore.

(b) *Secondary Schools.*—In regard to Secondary Schools it is open to managements to levy special fees for this purpose and conduct medical examination. One hundred and seventy five secondary schools for boys and 72 secondary schools for girls arranged for medical inspection under the scheme.

(c) *Elementary schools.*—No provision is made for the medical inspection of children in Elementary Schools except in the case of the Madras Corporation where one medical inspector and three medical inspectresses continued to attend to medical inspection of children reading in the Corporation Schools. Out of 330 Elementary and Basic Schools, 34 were visited for conducting medical inspection. 368 boys and 4,297 girls were found to be in need of treatment. 58 revisits to schools were paid after the routine inspection, for the re-examination and treatment of the defects. Three thousand two hundred and forty one children were thus re-examined. Most of the pupils with defects were treated at the schools and some were sent to Corporation dispensaries and Government Hospitals. Parents of those children that need operations like Tonsillectomy, circumcision etc. were advised and sent to hospital with preference cards attested by the Health Officer, Corporation of Madras. Students suffering from Mal-nutrition and Rickety chests were given Sharkliver Oil and Calcium Lactate. Yeast tablets, Vitamin 'C' tablets and Iron tonic were given to scholars suffering from various forms of stomeritis, border cases of Anaemia of nutritional origin and other forms of B-Complex and Vitamin 'B' deficiency diseases. Those students who were found to be unhygienic in respect of clothing, head, body and nails were suitably advised and their parents also advised to pay more attention to the above defects. Scholars having scabies were treated by issue of sufficient quantity of Unguentum Sulphur and Hanson cases (Leprosy) were treated at the skin clinics maintained by the Corporation of Madras. The school Ambulance Van carried these cases to the Skin Clinics for thorough examination and continuous treatment.

6. *Award of prizes for the best books for children.*—Under the scheme for the award of prizes to best books for children conducted by the Government of India during 1964-65 one prize was given to the following book in Tamil.—

Name of the book.	Name of the Author.
Pandaya Ulagil-Parakum pappa	Thiru Kalvi Gopalakrishnan.

Under the scheme for the award of prizes to the best books for children newly instituted by the State Government during 1964-65 no book was selected.

7. *National loan scholarships scheme.*—With a view to provide financial assistance to needy but meritorious students and to enable them to complete their higher education, Government of India have formulated the scheme of National Loan Scholarship from the year 1963-64 onwards. The loan scholarships are available for studies within India only and will be given for all recognised full time post matric or post S.S.L.C. Courses of studies. The award of the loan scholarships in being regulated by the administrative instructions of the Government of India.

In this State, the scheme is being implemented by the Director of Public Instruction, Madras. The State quota for the year 1964-65 was 1,603.

Particulars regarding the number of scholars to whom the National Loan Scholarships was sanctioned during the calendar year 1964 is furnished below. The awards relate to the year 1963-64.

P.U.C.	..	472	B. Com.	..	2
B. Sc.	..	65	B. T.	..	7
B. A.	..	2	B. E.	..	34
M. Sc.	..	77	B. Tech.	..	17
M. A.	..	4	1st year diploma course.		24
M. Com.	..	2	M.B.B.S.	..	17

Number of National Loan Scholarship awards relating to the year 1964-65 sanctioned during the calendar year 1964 (Period ended 31st December 1964) is as follows.—

P.U.C.	..	95	M.B.B.S.	..	2
B. A.	..	1	B. E.	..	3
B. Sc.	..	16	B. Tech.		1
B. T.	..	4	Diploima course	..	2
B. Com.	..	1			
M. Sc.	..	4			

8. *National Awards*.—The Government of India have instituted from 1958-59 a scheme of awards for school teachers called "The National Awards". The aim of the award is to accord Public Recognition of the meritorious services rendered by the teacher for the cause of education. As in the previous years Government of India selected Seven teachers from this State for the National Awards in September, 1964. Of the seven teachers three were from Elementary Schools.

Primary Teachers—

- (1) Thiru T. N. Venugopal,
Headmaster,
D. K. S. N. Junior Basic School,
Nanayakara Chetty Street,
Thanjavur.
- (2) Thiru A. P. L. Balasubramania Pillai,
Teacher Manager,
Palaniappa Aided Higher Elementary School,
Valayapathi, Ponnamaravarthi P. O.,
Tiruchirappalli District.
- (3) Thiru T. James Sugunadoss,
Headmaster,
Senior Basic School, Harveypatti,
Madurai District.

Secondary Teachers—

- (1) Thiru S. Balakrishna Joshi,
Headmaster,
Hindu Theological High School,
Madras-1.
- (2) Thiru C. Subramania Mudaliar,
Headmaster,
Victoria Memorial High School,
Bodinaickanur, Madurai District.

- (3) Thiru K. Vajravelu,
Headmaster,
Pachaiappas High School,
Kancheepuram.
- (4) Thiru D. Victor Lazurus Thangiah,
Headmaster,
Board High School, Perampalur,
Tiruchirappalli District.

Each recipient was given a certificate of merit and a sum of Rs. 500. These awards were given to the teachers at a special function held in New Delhi.

9. *State Awards*.—The State Award for primary teachers for the year 1963-64 was made in March 1965 when 70 teachers received their awards consisting of a silver Medal, a cash prize of Rs. 200 and a certificate of merit.

10. *Indian Students Abroad*.—Three hundred and twenty-seven (275) students proceeded abroad for further studies during the year. One hundred and twenty-four (104) went to the United States of America, 80 (53) to United Kingdom, 36 (40) to the West Germany, 27 (10) to Canada, 3 (12) to the France, 2 (2) Sweden, 6 (8) to Japan, 1 (..) to Yugoslavia, 6 (4) to U. S. S. R., 17 (8) to Italy, 4 (8) to Australia, 7 (12) Switzerland, 5 (..) to Spain, 4 (..) to Philippines, 2 (1) to Austria, 3 (..) to Czechoslovakia, 1 (1) to Netherlands and 1 (..) to Hongkong. 20 (22) of them were women. Of them 118 were stipendiaries. The subjects of their studies are given in Table No. XV.

11. *Teachers' Associations*.—Elementary School Teachers' Associations are organised in each of the Deputy Inspector's Ranges at convenient centres, so as to be within easy access of all the teachers in the area. These associations have for their object, the improvement of the efficiency of teachers. All teachers, men and women, in recognised elementary and basic schools whether under public or private management, including teachers-managers, are required to be members of these associations. Monthly meetings are held in these centres for about ten months in a year, and attendance at these meetings is compulsory and the day of the meeting is treated as a working day. Educational exhibitions, refresher and craft training courses, talks and discussions, were organised under the auspices of these associations during the year. There were 1,822 (1883) such associations during the year and 19,205 (20,074) meetings were held (Subsidiary Table No. 23).

12. *Teachers as Branch Post-Masters*.—Teachers working in recognised schools continued to be employed as Sub and Branch Post-Masters in extra departmental Sub and Branch Post Offices. The number of teachers in charge of Post Offices was 761 (795) during the year—Government 2 (6), Panchayat Board 125 (198), Municipal 1 (2), Panchayat Union 393 (350) and Private management 240 (240).

CHAPTER XV.

SECONDARY SCHOOLS UNDER THE MANAGEMENT OF DISTRICT BOARDS—APPOINTMENT OF SPECIAL DISTRICT EDUCATIONAL OFFICERS AND THEIR DUTIES.

Consequent on the abolition of the District Board Act and the implementation of the Madras Panchayats Act, 1958, Government have issued a Special Order in G. O. Ms. No. 2611, Rural Development and Local Administration, dated 26th September 1961 specifying the Collector of the District concerned as the authority in whom all Secondary Schools maintained by the District Board together with the assets and liabilities pertaining to such schools stand transferred and vested. A Secondary Education Fund for each District was also opened and maintained by the Collector as "Personal Deposit Account" in respect of the District Board Secondary Schools. All receipts were credited to that fund and expenditure incurred from that fund.

2. In G. O. Ms. No. 689 Education, dated 8th April 1963 the administration of the Board Secondary Schools was transferred from the Collectors to the Divisional Inspectors of Schools under the direct control of the Director of Public Instruction, Madras. The powers that vested with the Collectors relating to the administration of Board High Schools were transferred to the Divisional Inspectors of Schools.

3. In continuation of this, in G. O. Ms. No. 803, Education, dated 18th April 1963 Government appointed a Special District Educational Officer in the cadre of a District Educational Officer in the Madras Educational Service for each Revenue District except Madras and Kanyakumari Districts where no District Board Secondary Schools are functioning. The jurisdiction of the Special District Educational Officer, Coimbatore, was extended to the Nilgiris District also. The Special District Educational Officers were empowered to exercise the same powers as are exercised by the District Educational Officers in respect of District Board Secondary Schools.

4. The appointment of staff in the District Board Secondary Schools and in the office of the Special District Educational Officer whose scales of pay does not exceed Rs. 90-140 is vested with the Special District Educational Officers.

5. All Secondary Schools in each Revenue District maintained formerly by the District Board and then by the Collectors were formed into one group for each District. As per G. O. Ms. No. 2467, Education dated 11th December 1963, Special District Educational Officer of the District concerned was the authority to maintain these schools. A local fund called the "Secondary Education Fund" for each such group was also opened and maintained by the Special District Educational Officer as "Personal Deposit Account" in respect of the District Board Secondary Schools.

6. There were 1146 (1015) District Board Secondary Schools in the State and the total strength of the Schools 4,12,303 (3,62,854) during the year under report.

7. The total number of teachers in the District Board Secondary Schools during the year under Report in different categories was as follows:—

	1963-64.	1964-65.
Graduates	5,002	6,066
Matriculates	9,229	10,228
Non-Matriculates	2,895	3,032

ANNEXURE I.

ANNEXURE I.

(a) Qualifications and scales of pay of staff in Elementary and † Basic Schools.

Management. (1)	Type of teachers. (2)	Minimum qualifications. (3)	Scales of pay from 1st June 1960. (4)	
1 Government	Secondary Grade Teachers	S.S.L.C. with the prescribed number of marks and a Secondary Grade Trained Teacher's Certificate.	Rs. 90—4—110—3—140.	
	Higher Elementary Grade Teachers ..	Higher Elementary Trained Teacher's Certificate.	Rs. 65—1—70—2—90.	
	Lower Elementary Grade Teachers ..	Lower Elementary Trained Teacher's Certificate.	Rs. 55—1—70.	
	Graduate Trained Teachers	Graduate Trained Teachers with Basic Education or re-trained in Basic Education if employed as Headmasters of Complete Senior Basic Schools.	Rs. 140—5—180—10—250.	
	Collegiate Trained Teachers	} Collegiate Teacher's Certificate if appointed as Secondary Grade Posts.	Rs. 90—4—110—3—140.	
	Collegiate Untrained Teachers		Rs. 90 fixed.	
2 Local Body	Secondary Grade Teachers	S.S.L.C. and a Secondary Grade Trained Teacher's Certificate.	Rs. 90—4—110—3—140.	
	Higher Elementary Grade Teachers ..	Higher Elementary Trained Teacher's Certificate.	Rs. 65—1—70—2—90.	
	Lower Elementary Grade Teachers ..	Lower Elementary Trained Teacher's Certificate.	Rs. 55—1—70.	
	Pre-Vocational Instructors		<i>A. Full Time Instructors.</i>	
			1. Fully qualified	Rs. 65—1—70—2—90. Exclusive of Dearness Allowance which may be granted at the admissible rates.
			2. If they possess the Technical qualification but do not possess the general educational qualification.	Rs. 55—1—70.
			3. If they are proficient in the Pre-Vocational subject and possess the General educational qualification.	Rs. 55 per month (fixed) Exclusive of Dearness Allowance which may be granted at the admissible rates.
4. If they are proficient in the Pre-Vocational subject but do not possess the general educational qualification.	Rs. 50 per month (fixed) Exclusive of Dearness Allowance which may be granted at the admissible rates.			
		<i>B. Part Time Instructors.</i>		
		Whether qualified or not	Rs. 30 per month (fixed). Inclusive of Dearness Allowance.	
3 Private *	Collegiate Trained Teachers	Collegiate Teacher's Certificate (Appointed as Headmasters of complete Higher Elementary schools having a strength of 400 and above.)	Rs. 140—5—180—10—250.	
		Collegiate Teacher's Certificate (Appointed in Standards VI to VIII.)	Rs. 90—4—110—3—140.	
	Collegiate Untrained Teachers	Rs. 90.	

Secondary Grade Teachers	S.S.L.C. and Secondary Grade Trained Teachers' Certificate.	Rs. 90-4-110-3-140.
Secondary Grade Untrained - -	Rs. 80.
Higher Elementary Grade Teachers -	Higher Elementary Trained Teacher's Certificate.	Rs. 65-1-70-2-90.
Higher Elementary Grade Teachers Untrained.	Rs. 65.
Lower Elementary Grade Teachers ..	Lower Elementary Trained Teacher's Certificate.	Rs. 55-1-70.
Lower Elementary Grade Teachers Untrained.	Rs. 55.
<i>Specialist Teachers.</i>		
Physical Training Instructors	Government Teacher's Certificate in Physical Training Lower Grade and S.S.L.C.	Rs. 90-4-110-3-140 exclusive of Dearness Allowance.
Tamil Pandits	Oriental Titles	Do.
<i>A. Full Time Instructors.</i>		
Pre-Vocational Instructors	1. Fully qualified	Rs. 65-1-70-2-90. Exclusive of Dearness Allowance which may be granted at the admissible rates.
	2. If they possess the technical qualification but do not possess the general educational qualification.	Rs. 55-1-70. Exclusive of Dearness Allowance which may be granted at the admissible rates.
	3. If they are proficient in the Pre-Vocational subject and possess the general educational qualification.	Rs. 55 per month (fixed). Exclusive of Dearness Allowance which may be granted at the admissible rates.
	4. If they are proficient in the Pre-Vocational subject but do not possess the general educational qualification.	Rs. 50 per month (fixed). Exclusive of Dearness Allowance which may be granted at the admissible rates.
<i>B. Part Time Instructors.</i>		
	Whether qualified or not	Rs. 30 per month (fixed). Inclusive of Dearness Allowance.

* The particulars in Column (4) relate to scales of grant assessed by Government.

† Junior Grade Basic Trained Teachers are eligible for the scales of pay for Higher Elementary Grade Teachers. Senior Grade Teachers employed in Basic Schools under Local Body and aided managements will be allowed the scales of pay of Secondary Grade Teachers in Secondary Schools.

(b) Qualifications and scales of pay of staff in Secondary Schools—cont.

(i) ACADEMIC COURSES.

Management. (1)	Type of Teachers. (2)	Minimum Qualification. (3)	Scales of pay. (4)	Allowances other than Dearness Allowance. (5)
1 Government	Headmasters	The degree of B.A., or B.Sc. of a University in the State and B.T. degree of the Madras University or B.Ed. degree of the Annamalai University.	Rs. 300—25—800.	..
	Headmasters and School Assistants ..	Do.	Grade I—Rs. 225—10—275—15—350. Grade II—Rs. 140—5—180—10—250.	Special pay to Headmasters. 1 Special pay of Rs. 30 if the strength of the schools is above 500.
	Secondary Grade Teachers	S.S.L.C. with prescribed number of marks and Secondary Grade Trained Teachers Certificate.	Rs. 90—4—110—3—140.	..
	Pandits and Munahis	Oriental Title—Completed S.S.L.C. and Pandits or Secondary Grade Training.	Rs. 140—5—180—10—250.	..
	Hindustani Teachers in High Schools ..	1 A degree in the language plus Oriental Title in Hindi with completed S.S.L.C. plus Pracharak Diploma or Secondary Grade Training or Pracharak Diploma and completed S.S.L.C.	Rs. 140—5—180—10—250.	..
		2 III Form and Pracharak Diploma ..	Do.	..
		3 Pracharak Diploma without general qualification of at least III Form.
	Hindustani Teachers in Middle Schools..	Pracharak Diploma	Rs. 90—4—110—3—140	..
	Physical Training Instructors	Grade I—Higher Grade Certificate in Physical Education.	Rs. 90—4—110—3—140.	Rs. 5 Special pay for those with Higher Grade Certificate in Physical Education.
		Grade II—Lower Grade Certificate in Physical Education.	Do.	..
Drawing Teachers.. .. .	A Technical Teachers Certificate of the Higher Grade in Drawing.	Rs. 90—4—110—3—140.	..	
Craft Teachers— (a) Commercial Instructors	S.S.L.C. with the prescribed marks and a pass in the Government Technical Examination by the Higher Grade in Shorthand and Typewriting.	Rs. 125—5—175 those who have passed in Shorthand and Typewriting by the Higher Grade and Rs. 100—5—150 for others who have passed only in Shorthand or Typewriting by the Higher Grade.	..	

	(b) Manual Training Instructors in Wood Work, Grade II.	A completed S.S.L.C. and Manual Training Certificate of the Teachers' College, Saidapet.	Rs. 90-4-110-2-140.	
	(c) Manual Training Instructor in Weaving.	III Form and a Technical Teachers' Certificate in Weaving of the Lower Grade.	Rs. 70-2-100.	
	(d) Assistant Manual Training Instructors in Carpentry.	Art Master's Certificate in Wood-carving and in Drawing of the Teachers' College, Saidapet.	Do.	
	(e) Instructors—			
	1. Aluminium	III Form and successful completion of Training Courses in the Reformatory and Senior Certificate School, Chingleput.	Rs. 90-4-110-3-140.	
	2. Engraving	Art Masters' Certificate in Engraving and Drawing.	Do.	
	3. Wood-carving	Art Masters' Certificate in Wood-carving and Drawing.	Do.	
	(f) Weaving Instructresses and Handicrafts Instructresses.	A Trained Teachers' Certificate of the Secondary Grade and Special Training in Weaving and Handicrafts in Lady Willingdon Training College, Madras.	Do.	
	(g) 1. Drawing	A Technical Teachers' Certificate of the Higher Grade.	Do.	
	2. Sewing Mistress	A Group Certificate in Needlework and Dress-making.	Do.	
	3. Combined Drawing and Sewing Mistresses.	The qualification prescribed for either the Drawing Mistresses or the Sewing Mistresses.	Do.	
	Music Teachers	Completed S.S.L.C. and Diploma in Indian Music or a pass in the Government Technical Examination in Indian Music in Higher Grade.	Do.	
2 Local Body	(a) Head Teachers and Headmistresses of both complete and incomplete high schools.	The degree of B.A. or B.Sc. of a University in the State and B.T. degree of the Madras University or B.Ed. degree of the Annamalai University.	Rs. 225-10-275-15-350.	Special pay of Rs. 20 if the strength is above 500.
	(b) Assistant Headmaster	Do.	Rs. 140-5-180-10-250 plus Special pay of Rs. 20.	..
	(c) Headmasters of Middle Schools ..	Do.	Rs. 140-5-180-10-250.	..
	L.T. Assistant Teachers	Do.	Do.	..
	Secondary Grade Teachers	S.S.L.C. and Secondary Grade Trained Teachers' Certificate.	Rs. 90-4-110-3-140.	..
				Special pay of Rs. 20 if the strength is 500 and below.

(b) Qualifications and scales of pay of staff in Secondary Schools—cont.

(i) ACADEMIC COURSES—cont.

Management. (1)	Type of Teachers. (2)	Minimum Qualification. (3)	Scales of pay. (4)	Allowances other than Dearness Allowance. (5)
Local Body—cont.	1 Pandits and Munshis (High Schools), Grade I.	1 Degree in the language plus L.T., B.T., or B.Ed., B.O.L. (Pass or Hons.) with S.S.L.C. completed L.T., B.T., or B.Ed., S.S.L.C. completed and Oriental Title and Pandits or Secondary Grade Training.	Rs. 140—5—180—10—250.	—
		<i>Existing incumbents on 1st January 1948—</i>		..
		2 Oriental Title (Vidwan, Pulavar, etc.) or Graduates with an Oriental language as a subject of their special study in their degree course with 15 years service as Pandits in High Schools on 1st January 1948.	Do.	..
		3 Oriental Title (Vidwan, Pulavar, etc.) or Graduates with an Oriental language as a subject of their special study in their degree course with less than 15 years service as Pandits in High Schools on 1st January 1948.	Rs. 125—5—175.	..
	2 Pandits and Munshis (Middle Schools), Grade II.	4 Pre-1926 Pandits without Oriental Title.	Rs. 90—4—110—3—140.	..
		Oriental Title with Pandits or Secondary Grade Training.		..
		<i>Existing incumbents on 1st January 1948—</i>		..
		Oriental Title only or Pre-1926 Pandits without any Oriental Title.	Rs. 90—4—110—3—140.	..
		<i>Oriental Title holders appointed after 1st January 1948—</i>		..
		In High Schools Do. In Middle Schools Do.		..
3 Hindustani Teachers in High Schools, Grade I.	1 (a) Degree in the language plus L.T. or B.T. or B.Ed., (b) B.O.L. (Pass or Honours) with S.S.L.C. completed plus L.T. or B.Ed., (c) Oriental Title in Hindi with S.S.L.C. completed plus Secondary Grade Trained or Pracharak Diploma of the Hindustani Pracharak Sabha, Madras and (d) Pracharak Diploma of Hindustani Pracharak Sabha, Madras or equivalent thereto as may be prescribed by Government with S.S.L.C. with prescribed marks.	Rs. 140—5—180—10—250.	..	
	2 Oriental Title in Hindi or Pracharak Diploma of the Hindustani Pracharak Sabha or equivalent thereto with the educational qualification of at least III Form or S.S.L.C. with English.	Rs. 125—5—175.	..	

	3 Oriental Title in Hindi or Pracharak Diploma of the Hindustani Prachar Sabha or equivalent thereto as may be prescribed by Government without the educational qualification of III Form.	Rs. 100-5-150.	..
	4 Oriental Title in Hindi with Pracharak Diploma of the Hindustani Prachar Sabha or an equivalent thereto with 15 years service as Hindustani Teachers in High Schools on 1st January 1948.	Rs. 140-5-180-10-250.	..
	5 Oriental Title in Hindi or Pracharak Diploma of the Hindustani Prachar Sabha or an equivalent thereto with less than 15 years service as Hindustani Teachers in High Schools on 1st January 1948.	Do.	..
Hindustani Teachers in Middle Schools, Grade II.	1 Oriental Title in Hindi Pracharak Diploma or the Hindustani Prachar Sabha or equivalent thereto as may be prescribed by Government with the educational qualification of atleast III Form.	Rs. 90-4-110-3-140.	..
	2. Oriental Title in Hindi or Pracharak Diploma of the Hindustani Prachar Sabha or equivalent thereto as may be prescribed by Government without the educational qualification of III Form.	Do.	..
Physical Directors	1 B.A., L.T., with Y.M.C.A. Diploma in Physical Education.	Rs. 140-5-180-10-250.	..
	2 Graduates who possess the Diploma in Physical Education.	Do.	..
Physical Training Instructors	1 Diploma in Physical Education or Higher Grade Certificate in Physical Education.		..
	2 Holders of Lower Grade Certificate in Physical Education or holders of Certificate of Physical Training after undergoing one year's training in the Y.M.C.A. College of Physical Education, Saidapet, Madras, before 1937-38; OR The Special Certificate issued by the Secretary to Commissioner for Government Examination to Ex-Servicemen trained in Physical Training Instructors.	Rs. 90-4-110-3-140 plus Rs. 5 in the case of Instructors who possess the Higher Grade Certificate in Physical Education.	..
	3 Holders of Old Gymnastic Teachers Certificate in Physical Training issued prior to 1927.	Do.	..

(b) Qualifications and scales of pay of staff in Secondary Schools—cont.

(1) ACADEMIC COURSES—cont.

Management. 1	Type of Teachers. (2)	Minimum Qualification. (3)	Scales of Pay. (4)	Allowances other than Dearness Allowance. (5)
2 Local Body—cont.	Wood-work Instructors	Completed S.S.L.C. with Manual Training Certificate or Craft Instructors course certificate of Teachers' College, Saidapet, or completed S.S.L.C. with Industrial School Certificate and Technical Teachers' Certificate.	Rs. 90—4—110—3—140 plus special pay of Rs. 5.	..
		III Form passed or E.S.L.C. or its equivalent with Industrial School Certificate and Technical Teacher's Certificate.	Rs. 90—4—110—3—140.	..
	Weaving Instructors	III Form passed or E.S.L.C. or its equivalent with successful completion of Artisan or Instructors' course certificate of the Government Textile Institute and Technical Teachers' Certificate; or Government Technical Examination (Lower Grade) Certificate and Technical Teachers' Certificate; or Bunayee or Khadi Pravesika course (one year) of the All-India Spinners Association, Tirupur and Technical Teachers' Certificate. E.S.L.C. or equivalent with Government Technical Examination (Higher) and Technical Teachers' Certificate; completed S.S.L.C. with Weaving Instructor's course certificate of the Teachers' College, Saidapet or completed S.S.L.C. with successful completion of the Artisan course of Instructor's course certificate of the Government Textile Institute, Madras and Technical Teachers' Certificate; or completed S.S.L.C. with Bunayee or Khadi Pravesika course (one year) of all India Spinners Association, Tiruppur and Technical Teachers' Certificate; or completed S.S.L.C. with Government Technical Examination (Lower) and Technical Teachers' Certificate.	Rs. 90—4—110—3—140.	..
	Agriculture Instructors	Completed S.S.L.C. with 35 per cent in Agriculture Diversified Course (theory and practical separately) and Technical Teachers' Certificate; or completed S.S.L.C. with Government Technical Examination, Lower Grade and Technical Teachers' Certificate. III Form passed or E.S.L.C. or equivalent with Government Technical Examination (Higher) and Technical Teachers' Certificate.	Rs. 90—4—110—3—140 plus a special pay of Rs. 5 for holders of trained Teachers' certificate of the Secondary Grade. Do.

Sewing Mistress	<p>III Form passed or E.S.L.C. or equivalent with Government Technical Examination (Lower) and Technical Teachers' Certificate.</p>	Do.	..
	<p>Completed S.S.L.C. with a group Certificate in Needle Work and Dress Making and Technical Teachers' Certificate or Completed S.S.L.C. with Industrial School Certificate and Technical Teachers' Certificate.</p>	Rs. 90-4-110-3-140 plus special pay of Rs. 5.	..
	<p>III Form passed or E.S.L.C. or equivalent with Industrial School Certificate and Technical Teachers' Certificate or Group Certificate in Needle Work and Dress Making and Technical Teachers' Certificate.</p>	Rs. 90-4-110-8-140.	..
Music Masters (Grade III) and Mistresses.	<p>III Form passed or E.S.L.C. or equivalent with Government Technical Examination (Higher) in Indian Music and Technical Teachers' Certificates or Teachers' Certificate in Indian Music awarded by the Commissioner for Government Examinations.</p>	Rs. 90-4-110-3-140.	..
Music Masters (Grade II) and Mistresses.	<p>III Form passed or E.S.L.C. or equivalent with Sangeetha Bhushana of the Annamalai University and Technical Teachers' Certificate or III Form passed or E.S.L.C. or equivalent with Sangeetha Vidwan Title of the Central College of Karnatic Music awarded by Commissioner for Government Examination and Technical Teachers' Certificate or S.S.L.C. completed with Government Technical Examination in Indian Music (Higher Grade) and Technical Teachers' Certificate or S.S.L.C. completed with Teachers' Certificate in Indian Music awarded by the Commissioner for Government Examinations.</p>	Rs. 90-4-110-3-140 plus special pay of Rs. 5.	..
Music Masters (Grade I) and Mistresses.	<p>S.S.L.C. completed with Sangeetha Bhushana of Annamalai University and Technical Teachers' Certificate; or S.S.L.C. Completed with Sangeetha Siromani of the Madras University and Technical Teachers' Certificates or Sangeetha Vidwan Title of the Central College of Karnatic Music, Madras, awarded by the Commissioner for Government Examinations and Technical Teachers' Certificates or S.S.L.C. completed with Diploma in Indian Music awarded by Madras University and Technical Teachers' Certificate or S.S.L.C. complete with Music Diploma of the Andhra University and Technical Teachers' Certificate or S.S.L.C. completed with B.A. Degree of the Madras University with Music under Part III and Technical Teachers' Certificate.</p>	Rs. 100-5-150.	..

(b) Qualifications and scales of pay of staff in Secondary Schools—cont.

(i) ACADEMIC COURSES—cont.

Management.	Type of Teachers. (2)	Minimum Qualifications. (3)	Scales of Pay. (4)	Allowances other than dearness allowance. (5)
Local Body—cont.	Drawing Masters or Mistresses	<p>III Form passed or VIII Standard or E.S.L.C. or equivalent with Government Technical Examination (Higher) in Freehand Outline and Model Drawing and Technical Teachers' Certificate.</p> <p>III Form passed or VIII Standard or E.S.L.C. or equivalent with Government Diploma in Drawing and Technical Teachers' Certificate.</p> <p>S.S.L.C. with Government Technical Examination (Higher Grade) in Freehand Outline and Model Drawing and Technical Teachers' Certificate.</p> <p>S.S.L.C. with Government Diploma in Drawing and Technical Teachers' Certificate or B.A. Degree with Drawing and Painting under Part III and Technical Teachers' Certificate.</p>	<p>Rs. 90—4—110—3—140.</p> <p>Rs. 90—4—110—3—40 plus special pay of Rs. 5.</p> <p>Do.</p> <p>Rs. 100—5—150.</p>	
	<p><i>Instructors in Subsidiary Crafts—</i></p> <p>1 Leather Work</p> <p>2 Lacquer Work</p> <p>3 Poultry Farming</p> <p>4 Bee-keeping</p> <p>5 Book Binding</p> <p>6 Pot making or Basket Making ..</p> <p>7 Tape Weaving</p> <p>8 Printing— (a) Stick without machine. (b) Block.</p> <p>9 Embroidery Lace Making</p>	<p>III Form passed or E.S.L.C. or equivalent with Industrial School Certificate or Government Technical Examination (Lower Grade) or Certificate of the Government of India, Directorate of Resettlement and Employment (Ministry of Labour) or Artisan Course of the Textile Institute or Bunayee Khadi Pravesika Course (One year) of the All-India Spinners' Association, Tiruppur.</p>	<p>Rs. 90—4—110—3—140 with a special pay of Rs. 5 for holders of trained Teachers' Certificate of the Secondary Grade.</p>	
	<p>10 Rope Making</p> <p>11 Grass and Fibre Works; Rattan Work; Toy Making; Tailoring.</p>	<p>III Form passed or E.S.L.C. or equivalent with any course of Training approved by the Director.</p>	<p>Do.</p>	
	<p><i>Instructors (Unqualified)—</i></p> <p>(a) Arts and Basic Crafts</p> <p>(b) Subsidiary Crafts</p>	<p>Those possessing Technical qualification but no general educational qualification.</p> <p>Those possessing the general educational qualification and the Technical qualification but no Technical Teachers' Certificate.</p> <p>Those possessing no general educational qualification but Technical qualification.</p>	<p>..</p> <p>..</p>	

NOTE.—Schools under private managements should adopt either the Government or the Local Body Scales of Pay.

(ii) DIVERSIFIED COURSES.

Course. (1)	Designation of the post. (2)	Qualifications. (3)	Scales of Pay. (4)	
Secretarial	Secretarial Assistant	B.Com., with L.T., or B.T., or B.Ed. .. B.Com with Teachers' Diploma, obtained after undergoing a course of Teachers' Training that may be arranged for them, or D.Com. with T.T.C. or Technical Teachers' Certificate in the subjects concerned. B. Com. or D.Com. untrained.	R 140-5-180-10-250. Do. Do.	
	Commercial Instructors	Technical Teachers' Certificate (Higher Grade in Typewriting).	Rs. 100-5-150.	
Engineering	Senior Instructor	B.E. (Mechanical) or B.E. (Electrical) or a Degree equivalent thereto. L.M.E., or L.E.E. with not less than 3 years workshop experience or teaching experience in a recognised institution after passing the diploma examination. B.Sc. (Physics Main and Electrical or Mechanical Engineering Subsidiary) with not less than 3 years' workshop experience or teaching experience in a recognised school. B.Sc. (Physics Main and Electrical or Mechanical Engineering Subsidiary). B.T. with not less than 2 years workshop or teaching experience in a recognised school.	Rs. 140-5-180-10-250 plus special pay of Rs. 35. Do. Do. Do. Do.	
	Assistant Instructor	L.M.E. or L.E.E., with a minimum of one year practical experience in Engineering workshop or as Instructor in a recognised Technical School.	Rs. 140-5-180-10-250 plus special pay of Rs. 25.	
	Senior Mechanic	I Form with Technical experience as First Class Engine Fitter or as Auto-Mechanic for a period of at least five years.	Rs. 90-3-105-4-125.	
	Junior Mechanic	Good experience as a metal turner or carpenter; or Certificate in Fitter Trade or Carpentry Trade awarded by the Director-General of Employment and Training/National Council for Training in Vocational Trades.	Rs. 80-3-110. Do.	
	Agriculture	Agriculture Instructor	B.Sc. (Agriculture)	Rs. 200-10-250-15-400.
			B.A., or B.Sc. with Agriculture as a subject in a Degree Course.	Rs. 140-5-180-10-250.
B.Sc. with Agriculture as a subject in the Intermediate.			Do.	
B.A., or B.Sc., Botany or Zoology with Higher Grade Certificate.	Do.			
Licentiate in Agriculture	Do.			
Intermediate with Agriculture as a subject.	Rs. 125-5-200.			

(b) Qualifications and scales of pay of staff in Secondary Schools—cont.

(ii) DIVERSIFIED COURSES—cont.

Course. (1)	Designation of the post. (2)	Qualifications. (3)	Scales of Pay. (4)
Textile Technology	Senior Instructor in Weaving	Licentiate in Textile Manufacture with two years experience in Weaving in a recognised textile manufacturing concern or Supervisor's Course of the Government Textile Institute, Washermanpet, with three years experience in a recognised Weaving concern, minimum general educational qualification—S.S.L.C. Eligible.	Rs. 140—5—180—10—250 plus 25 special pay.
	Junior Instructor in Weaving	Supervisor's course of the Government Textile Institute or Weaving Instructor's course with experience of one year in teaching, minimum general educational qualification—Completed S.S.L.C.	Rs. 90—4—110—3—140.
	Junior Instructor in Bleaching, Dyeing and Printing.	Supervisor's course in Dyeing and Finishing or Instructor's course in Bleaching, Dyeing and Printing of the Government Textile Institute, Madras, with one year practical experience, minimum general educational qualification—Completed S.S.L.C.	Do.
Domestic Science (Home Science)	Assistant	B.Sc. (Home Science) with L.T., or B.T. in their absence an untrained graduate in Home Science, or any Science Graduate B.Sc. with B.T. in Home Science may be appointed as temporary measure.	Rs. 140—5—180—10—250.
Drawing and Painting	Instructor	Completed S.S.L.C. and Second Class Diploma in Drawing granted by the School of Arts and Crafts or Government Diploma in Drawing.	Do.
Music	Teacher (Vocal Instrumental and Tabla).	Graduate in Music or Diploma holder in Music Title Holders Sangitha Siromani or Sangitha Bhushana with S.S.L.C. or Matriculation general qualification.	Do.
	Dancing	Diploma obtained after undergoing the prescribed course at the Kalakshetra, Adyar in Dancing.	Do.
Teaching Practice.. .. .	L. T. Assistant	As for L.T., Assistants in Secondary Schools.	Do.

NOTE.—The special pay attached to certain posts is permissible only if the persons appointed are fully qualified for the respective posts.

(c) Scales of pay in Colleges for General Education.

264A-24-11A

Designation of post. (1)	Madras University.		Annamalai University. (4)
	Government Colleges. (2)	Aided Colleges. (3)	
	RS.	RS.	RS.
Principal, Presidency College, Madras	900—50—1,200 (No special pay) *
Chief Professors, Presidency College, Madras ..	600—40—1,000—50—1,100.
Professors, Presidency College, Madras	450—25—800.
Principal of First Grade Colleges	600—30—900.	400—25—500—25—800.
Principal of Second Grade Colleges	350—25—650.	300—20—400—25—500.
Professors and Additional Professors	250—15—400—25—500.	400—20—700.
Readers	250—15—400—20—500.
Lecturers	350—25—650.	150—150—10—300.	150—10—300.
Assistant Lecturers and Assistant Professors ..	225—10—275—15—425 (No special pay).
Lecturers in Language Department (Oriental Title Holders).	140—5—180—10—250.	100—5—150—10—250.
Tutors and Demonstrators	140—5—180—10—250.	85—5—125.	75—5—125.
Physical Directors	300—15—450.	150—150—10—250.
	Grade I—250—10—300.
	Grade II—140—5—180—10—250.
Librarian (Graduate with Diploma in Librarianship).	140—5—180—10—250.	150—150—10—250.	250—15—400—20—500.
Deputy Librarian	150—10—300.

* The managements of Aided Arts and Training Colleges are also permitted to adopt the scales of pay as recommended by the Madras Pay Commission for the teaching staff in Government Arts and Training Colleges (Vide G.O. Ms. No. 1581, Education, dated 10th July 1901).

ANNEXURE II.

Scholarships, Stipends and Free Places in Schools and Colleges.

1. Free Places.

Education is free in Standards I to XI.

2. Scholarships.

A. SECONDARY SCHOOLS.

Awarded by the Education Department.

Name of scholarships. (1)	From whom tenable. (2)	Number. (3)	Value per month. (4)	Remarks. (5)
Scholarships, Residential ..	Hindu and Muslim widows	21	Rs. 8	
Do. ..	Unmarried Hindu (6) and Muslim girls (2).	8 from Standards IX to XI.	Rs. 18	Tenable for ten month.
Scholarship—Special for children in elementary schools.	Girls belonging to Hill Tribes in the Nilgiris district.	About 90	Re. 1 per mensem for 9 months per child.	
Do. ..	Children of Valayars and Koravers, Criminal Tribes in Coimbatore district.	6	Standard I—50 paise Standard II—Re. 1 Standard III—Re. 1 Standard IV—Rs. 2 Standard V—Rs. 2	
Do. ..	Malayalies children in elementary school —Kolli Hills.	60 24	Boys at Re. 1 at Re. 1 and 50 Paise	
Do. ..	Marava pupils in Tirunelveli district ..	Approximately Boys 720 and Girls 720.	Boys at Re. 1 Girls at Re. 1 and 50 Paise	
Educational Concessions to children of repatriates from Burma.	Pupils in elementary classes—Standards I to III in elementary schools and primary sections and secondary schools.	..	Rate of book allowance per annum Rs. 3 per child.	A sum of Rs. 2,000 was incurred.
Do. ..	Standards IV and V of elementary schools and primary sections of secondary schools.	..	Rs. 8 per child	Do.
Do. ..	Standards VI and VII or higher elementary schools and secondary Schools.	..	Rs. 15 per child	Do.
Do. ..	Standards IX to XI of high schools	Rs. 25 per pupil	Do.

**CENTRAL GOVERNMENT
SCHOLARSHIPS.**

Scholarships for students of High Schools studying Sanskrit.	Standards X and XI	50	Rs. 10 per mensem tenable for 10 months.	
Scholarships to children of Political sufferers.	Standards IX to XI	48	Boarding and lodging charges Rs. 300 plus cost of books, special fees etc. Rs. 25 per annum per pupil. Non-residential scholarship per pupil per annum, cost of books etc. Rs. 25.	Residential scholarship.
Merit Scholarship in residential schools.					
Educational concessions to children of Goldsmiths affected Gold Control Order.	Books allowance ranging from Rs. 3 to Rs. 25 per annum per pupil is also sanctioned as in the case of children of repatriates from Burma.		..		
Educational Concessions to children and dependents of ex-service personnel.	Standards I to V in elementary schools and primary sections of secondary Schools.		..	Rate of book allowance Rs. 10 per pupil.	A sum of Rs. 12,400 is spent every year on this account.
Do.	Standards VI to VIII of higher elementary schools and secondary schools.		..	Rs. 15 per pupil -- --	Do.
Do.	Standards IX to XI of high schools	Rs. 25 per pupil .. --	Do.
Scholarships for Anglo-Indian children studying in recognised Anglo-Indian Schools and for Anglo-Indian children studying in Colleges.	Primary School—Standards VII and VIII	Boys 10 and Girls 6 ..		At Rs. 5 per mensem tenable for 2 years.	
Do.	High School—Standards IX to XI ..		Do.	At Rs. 9 per mensem for 3 years .. Rs. 11 per mensem for 3 years ..	

Scholarships, Stipends and Free Places in Schools and Colleges—cont.

2. Scholarships—cont.

B. COLLEGES.

(i) Awarded by the Education Department.

Name of the scholarship. (1)	For whom tenable. (2)	Number. (3)	Value per month. (4)	Remarks. (5)
Scholarship—General	Boys and girls	45 in each class .. (45 + 5 + 50) at	Rs. 16 in the Pre-University and Rs. 20 in the Degree Classes.	Commencing from the Pre-University Course.
Scholarship—Muslims	Boys and girls	5 in each class ..	Rs. 16 in the Pre-University and Rs. 20 in the Degree Classes.	Commencing from the Pre-University Course.
Scholarship—General	Boys and girls	12 in each class ..	Rs. 20 in the Degree Classes	Commencing from the 1st year of the Degree Course.
Scholarship—General	Boys and girls	12 in each class ..	Rs. 24 in the Degree Classes	For students who after passing B.Sc., B.A., or B.Com. degree examinations take the post-graduate course.
Scholarship—Special	Girls	8 in each class ..	Rs. 16 in the Pre-University and Rs. 20 in the Degree Classes.	Tenable in the Queen Mary's College, Madras.
Scholarship—Widows	Widow students	4 in each class ..	Rs. 20	Tenable in 1st Year Degree course and renewable subsequently till III Year Degree Courses.
Scholarships—Languages	Girls	5 in each class ..	Rs. 16 in the Pre-University and Rs. 20 in the Degree Courses.	Do.
Research—Scholarships	Boys and girls	10 in each class ..	Rs. 75 for 12 months	Tenable in the Presidency College, Madras.
Research—Scholarships	Boys and girls	2 in each class ..	Rs. 75 for 2 months	Tenable in the Presidency College, Madras in the Geology Section in the Final Honours Class.
Scholarships—General Course	Girls (B.T. students)	4 in each class ..	Rs. 20 per month	G.O. Ms. No. 1835, Education, dated 12th August 1937. Tenable in the Lady Willingdon Training College, Madras.

(ii) Awarded by the Harijan Welfare Department.

Class in which tenable. (1)	Presidency College, Madras.		Other Colleges.	
	No-fee rate.	Half-fee rate.	No-fee rate.	Half-fee rate.
	(2)	(3)	(4)	(5)
COLLEGES—				
	RS. P.	RS. P.	RS. P.	RS. P.
Pre-University	85 25	157 25	85 25	157 25
Three-year and two-year degree courses—				
B.A. First year and B.Com. First year	121 25	223 25	121 25	212 75
B.A. Second year and B.Com. Second year	50 25	152 25	50 25	141 75
B.A. Third year and B.Com. Third year (Three-year Degree course only).	50 25	152 25	50 25	141 75
B.Sc., First year	133 25	235 25	133 25	224 75
B.Sc., Second year	62 25	164 25	62 25	153 75
B.Sc., Third year (Three-year Degree courses only)	62 25	164 25	62 25	153 75
		Full tuition fees.	Special fees.	Cost of books, etc.
		RS.	RS.	RS.
M.A., First year		250	24	150
M.A., Second year		174	24	150
M.Sc., First year (For all Science subjects except Chemistry Rs. 99 for Chemistry).		250	84	150
M.Sc., Second year		174	39	150
M.Com., First year		250
M.Com., Second year		250

Scholarships, Stipends and Free Places in Schools and Colleges.

Awarded by the Harijan Welfare Department (State).

Class in which tenable. (1)	Presidency College, Madras.		Other Colleges in the State.	
	No-fee rate. (2)	Half-fee rate. (3)	No-fee rate. (4)	Half-fee rate. (5)
	For pupils in Madras city institutions.		For pupils in Muffussil institutions.	
	RS. P.	RS. P.	RS. P.	RS. P.
Pre-University, Three years and two years Degree Course ..	85 25	157 25	85 25	157 25
	Presidency College, Madras.		Other Colleges in the State.	
B.A. First year and B.A. Junior, B.Com. First year, B.Com. Junior and First year B.A. (Hons).	121 25	223 25	121 25	212 75
B.A. Second year and B.Com. Second year	50 25	152 25	50 25	141 75
B.A. Third year, (Three years Degree course only), and B.Com. Third year (Three year Degree course only).	50 25	152 25	50 25	141 75
B.Sc., First year, B.Sc., Junior and First year B.Sc. (Hons.) ..	133 25	235 25	133 25	224 75
B.Sc., Second year, B.Sc., Senior and Second year B.Sc. (Hons.)	62 25	164 25	62 25	153 75
Final year B.Sc. (Hons.), B.Sc. Third year (Third year Degree course only).	62 25	164 25	62 25	153 75
M.A. and M.Sc. (P.G. Classes)	Do.	Do.	Do.	Do.
	Free tuition fees.		Special fees.	
	RS.		RS.	
M.A. and M.Sc. (P.G. classes)—			Cost of books, etc.	
M.A. First year	250	24	150	
M.A. Second year	174	24	150	
M.Sc. First year	250	84	150	
	(Science subject except chemistry Rs. 99 for Chemistry).			
M.Sc. Second year	174	39	150	
M.Com. First year	250	33	100	
M.Com. Second year	250	

B. Scholarships.

Scholarships stipends and free places in schools and colleges.

Name of the scholarship. (1)	For whom tenable. (2)	Number. (3)	Value per month. (4)	Remarks. (5)
Scholarships for students preparing for Siromani course.	Boys and girls ..	6 in each class ..	Rs. 6 each per mensem tenable for nine months.	G.O. No. 236, Education, dated 2nd March 1915.
Scholarships for students preparing for Vidwan course.	Boys and girls	13 in each class ..	Do.	G.O. No. 847, Education, dated 2nd June 1941.
Scholarships for students studying in Oriental colleges.	Women ..	2 in each class ..	Rs. 15 per mensem for 9 months ..	G.O. No. 762, Education, dated 16th April 1947.
II				
Government of Madras Scholarship in the School of International Studies, New Delhi.	Tenable for Madras State students.	1 in each class ..	Rs. 150 per mensem for 12 months in a year.	G.O. Ms. No. 1002, Education, dated 14th May 1959; G.O. No. 2169, Education, dated 9th November 1959; G.O. Ms. No. 86, Education, dated 12th January 1962; G.O. No. 2983, Education, dated 11th December 1962; G.O. Ms. No. 54, Education, dated 17th January 1964, and G.O. Ms. No. 1766, Education, dated 9th November 1964.
III				
Government of Madras Scholarship for Madras State Students in the Rashtriya Indian Military School, Dehra Dun.	Tenable for Madras State students.	1 in each class ..	Rs. 1,000 per annum	G.O. Ms. No. 114, Education, dated 22nd January 1950; G.O. Ms. No. 134, Education, dated 25th January 1960; G.O. Ms. No. 555, Education, dated 14th March 1962; G.O. Ms. No. 245, Education, dated 8th February 1963 and G.O. Ms. No. 1348, Education, dated 24th July 1964. *G.O. Ms. No. 2139, Education, dated 17th December 1965.

* The scholarship sanctioned in the G.O. includes the arrears of scholarship amount for the period from 1964-65.

VALUE OF SCHOLARSHIPS.

(1)	Eligible communities and Most Backward Classes.	Other Backward Classes.
	(2) RS. P.	(3) RS. P.
M.Sc. (Agricultural) First year	454 50	554 50
M.Sc. (Agricultural) Second year	250 00	250 00
Diploma in Politics and Public administration ..	Rs. 160 for the first year only towards the purchase of books, etc., for eligible communities and Backward classes.	
Research work in economics in the University of Madras.	Rs. 30 each per annum for both eligible communities and Backward classes.	

(ii) AWARDED BY HARIJAN WELFARE DEPARTMENT.

(1)	No fee rate.		Half-fee rate.	
	For pupils in Madras City	For pupils in Muffussil institution.	For pupils in Madras City.	For pupils in Muffussil institution.
	(2) RS. P.	(3) RS. P.	(4) RS. P.	(5) RS. P.
Non-recurring Grant—I to III		Boys 4 Girls 5		
<i>Scholarships :—</i>				
Secondary Schools and Post Basic Schools Classes IV and V.	8 00	7 00
Standards VI and VII	23 00	23 00
Standard VIII	25 00	23 00
Standards IX to XI	35 00	30 00

NOTE :—The rate of scholarship payable to students studying in Primary Upper Primary and Basic Schools in Kanyakumari district will be the rates admissible for Secondary Schools and Post Basic Schools.

Residential scholarships up to XI standard payable only to Eligible communities, Backward classes are not eligible for Residential scholarship up to High School classes.

Standards VI to VIII	150 00 per annum	..	150 Rate of boarding and lodging charges and cost of books or the actual rates charged by the management of the hostel attached to the institution whichever is less plus Non-residential. (cost of books, etc).
Standards IX to XI	20 00 per mensem	..	
COLLEGES :—			
Arts and Science Course :—			
Eligible Communities	Rs. 50 per mensem in muffussil and Rs. 60 per mensem in city institutions.		
Backward classes	Rs. 35 per mensem in muffussil and Rs. 40 per mensem in city institutions.		

Award of Scholarships to the Children and dependants of Political sufferers by Director of Collegiate Education.

264A-24-12A

Serial number and Class in which tenable. (1)	For whom tenable. (2)	Number. (3)	Value per month. (4)	Remarks. (5)
1 Pre-University	Boys and Girls	36 (18 residential) (18 Non-residential) ..	Book allowance Rs. 85 Residential Rs. 300	G.O. Ms. No. 224, Education, dated 4th February 1961.
2 First Year Degree Course	Do.	20 (15 residential) (5 Non-residential) ..	Book allowance Rs. 125 Residential Rs. 400	Do.
3 Second Year Degree Course	Do.	20 Do. ..	Book allowance Rs. 50 Residential Rs. 400	Do.
4 Third Year Degree Course	Do.	20 Do. ..	Book allowance Rs. 40 Residential Rs. 400	Do.
5 B. T.	Do.	3 (residential) ..	Rs. 400	G.O. Ms. No. 282, Education, dated 13th February 1963.

NOTE:—This scholarship is sanctioned only to the students who are sanctioned the fee concessions under G.O. (Ps) No. 1430, Education, dated 30th June 1960.

ANNEXURE III.

Statistics of Centres that have introduced compulsion.

(A) NUMBER OF MUNICIPALITIES THAT HAVE INTRODUCED COMPULSION.

District. (1)	Names of municipalities where compulsion is	
	For boys only. (2)	For both boys and girls. (3)
Madras	Madras (Boys and non-Muslim girls) excluding extended areas.
Chingleput	Chingleput	Tiruvallur.
Villupuram	Kanchipuram	Tindivanam.
Thanjavur East	Mayuram
Thanjavur West	Nagapattinam.
Dindigul	Kumbakonam.
Madurai	Dindigul
Virudhunagar	Madurai
Tirunelveli Central	Virudhunagar
Kanyakumari	Tirunelveli	Shencottah.
North Arcot	Nagercoil, Colachel, Padmanabhapuram and Kuzhithurai.
Tiruvannamalai	Vellore	Ambur.
Salem	Arni.
Erode	Salem (5 wards).
Coimbatore	Tiruppur	Erode (Boys and non-Muslim girls).
Coimbatore-Nilgiris	Coimbatore.
	Mettupalayam.
		Gobichettipalayam.

(B) NAMES OF AREAS WHERE COMPULSION WAS INTRODUCED BEFORE THE POST-WAR SCHEME.

District. (1)	Where compulsion is	
	For boys only. (2)	For both boys and girls. (3)
Chingleput	Saidapet taluk (17 centres rural)	Vadamalipuram and Sengamalnarapuram (Rural).

Statistics of Centres that have introduced compulsion—*cont.*

(C) NUMBER OF CENTRES IN WHICH COMPULSION WAS INTRODUCED FROM SINCE 1945.

District.	Number of centres in which compulsion was introduced.					
	Rural areas.			Urban areas.		
	1945-46.	1946-47.	1947-48.	1945-46.	1946-47.	1947-48.
(1)	(2)	(3)	(4)	(5)	(6)	(7)
Madras North
Madras South
Chingleput	2	14	32	11	5	..
Villupuram	8	21	19	2	1	..
South Arcot	4	18 (a)	20	8	1	..
Thanjavur East	2	11	15	7	4	1
Thanjavur West	2	10	13	7	6	..
Dindigul	7	2	4	3	1
Madurai	3	3	17	1	5	1
Ramanathapuram	1	2	6	3	3	2
Virudhunagar	6	2	8	..	2	..
Tirunelveli North	4	3	2	4	2
Tirunelveli South	2	2	4	4
Tirunelveli Central	1	2	9	4	4	..
Kanyakumari	617	534	..	6	15
North Arcot	2	11	10	2	2	1
Tiruvannamalai	1	15	13	1	1	..
Salem	10	25	22	4	7	..
Dharmapuri	9	31	29	8	1	..
Tiruchirappalli	3	18	17	12	7	6
Pudukkottai	3	3	4	3	1	2
Erode	7	7	6	2	5	4
Coimbatore	2	8	6	5	..	1
Coimbatore-Nilgiris	3	4	5	2
Nilgiris	4	4	1
Total	69	837	795	91	72	40

(a) One Centre split up into twos per Revenue Departmental classification.

ANNEXURE IV.

List of Secondary Schools newly opened.

District.	Name of schools.	Management.	High or Middle.
(1)	(2)	(3)	(4)
A. BOYS' SCHOOLS.			
Madras North	1 Pananthope Railway Colony High School, Ayanavaram.	Aided	High.
	2 S.V.M. High School, Royapettah	Do.	Do.
	3 Corporation High School, Gangadhareswarar Koil Street.	Municipal	Do.
	4 Do. Seven Wells Street, George Town.	Do.	Do.
Madras South - - - - .	5 Government High School, Urur, Adyar ..	Government	Do.
	6 Government Secondary and Training School for Muslims, Mount Road, Madras.	Do.	Do.
	7 Corporation High School, Lloyds Road, Madras.	Municipal	Do.
	8 Do. Choola' medu, Madras.	Do.	Do.
	9 Do. West Mam-balam, Madras.	Do.	Do.
Saidapet	10 Government (Board) High School, Somangalam.	Government	Do.
	11 Do. Tirumudi-vakkam.	Do.	Do.
	12 Do. Nanganhallur ..	Do. - - - - .	Do.
	13 Do. Tiruppukuzhi ..	Do.	Do.
	14 Do. Anakaputhur ..	Do.	Do.
	15 Do. Caromepet ..	Do.	Do.
Chingleput - - - - .	16 Do. Zamia Endathur.	Do.	Do.
	17 Do. P. V. Kalathur.	Do.	Do.
Tiruvellore.	18 Do. Ramakrishna-rajupet.	Do.	Do.
	19 Do. Sorakkayepet ..	Do.	Do.
	20 Do. Sholavaram ..	Do. - - - - .	Do.
Villupuram	21 Do. Sangeethaman-galam.	Do.	Do.
	22 Do. Atchipakkam ..	Do.	Do.
	23 Do. Avanipur ..	Do.	Do.
Cuddalore	24 Do. T. Nedunjeri ..	Do.	Do.
Vridhachalam	25 Do. Avinangudi ..	Do.	Do.
Nagapattinam II.	26 Tiruvalluvar High School, Alangottai	Aided - - - - .	Do.
	27 Netional High School, Ayapadi	Do.	Do.
	28 Nataraja Demayanthi High School, Veli-palayam.	Do.	Do.
	29 Government (Board) High School, Thevur ..	Government	Do.
	30 Do. Viluntha-mavadi.	Do. - - - - .	Do.
Thanjavur - - - - .	31 Shaikattul Islam High School, Vazhuthur ..	Aided	Do.
	32 Government (Board) High School, Mimisal ..	Government	Do.

List of Secondary Schools newly opened—cont.

District.	Name of schools.	Management.	High or Middle.
(1)	(2)	(3)	(4)
A. BOYS' SCHOOLS—cont.			
Thanjavur—cont.	33 Government (Board) High School, Thamarankottat.	Government	High.
	34 Do. Panayakottai..	Do.	Do.
	35 Do. Kannugudi West.	Do.	Do.
	36 Do. Illuppaithepe..	Do.	Do.
	37 Do. Eachanakottai.	Do.	Do.
	38 Do. Avudayarkoil.	Do.	Do.
Mayuram	39 Do. Melattur ..	Do.	Do.
	40 Do. Saliangalam.	Do.	Do.
Dindigul ..	41 Aided High School, Pandiarajapuram ..	Aided	Do.
	42 Arulneri Tiruppani Manram High School, Kallimandayam.	Do.	Do.
	43 St. Alosius High School, Royappanpatti ..	Do.	Do.
	44 Nadar High School, Tirumalapuram, Bodinaickanur.	Do.	Do.
	45 Government (Board) High School, N. Panjampatti.	Government	Do.
	46 Do. Ayyampalayam..	Do.	Do.
	47 Do. R. Vellodu ..	Do.	Do.
	48 Do. Idayakottai ..	Do.	Do.
	49 Do. E Muthunaickenpatti.	Do.	Do.
Madurai	50 T. Y. S. Iyengar High School, T. V. S. Nagar, Madurai.	Aided	Do.
	51 Municipal High School, Anuppanadi ..	Municipal	Do.
	52 Do. Thathaneri ..	Do.	Do.
	53 Government Board High School, E. Melampatti.	Government	Do.
	54 Do. Avaniyapuram ..	Do.	Do.
	55 Do. Therkutheru ..	Do.	Do.
	56 Do. T. Mettupatti ..	Do.	Do.
	57 Do. Kondayampatti ..	Do.	Do.
	58 Do. Silaiman-Puliankulam.	Do.	Do.
	59 Do. Thenkarai-Mullipallam.	Do.	Do.
Udampatti	60 Do. T. Kallupatti ..	Do.	Do.
	61 Do. Bhoothipuram ..	Do.	Do.
Devakottai	62 Do. Sanaveli ..	Do.	Do.
	63 Do. Pudumadam ..	Do.	Do.
Virudhunagar	64 N. A. Annapa Raja Memorial High School, Rajapalayam.	Aided	Do.
	65 Sri Renuka Hindu High School, Pudupatty ..	Do.	Do.

List of Secondary Schools newly opened—cont.

District.	Name of school.	Management.	High or Middle.
(1)	(2)	(3)	(4)
A. BOYS' SCHOOLS—cont.			
Virudhunagar—cont.	66 Government (Board) High School, Chatraoddiarpatti.	Government	High.
	67 Do. N.Subbiahpuram.	Do.	Do.
Ramanathapuram Central ..	68 Do. Katanur ..	Do.	Do.
Tirunelveli North	69 A. V. High School, Koilpatti	Aided	Do.
	70 P. M. Ornella's High School, Tuticorin ..	Do.	Middle School Upgraded.
	71 Government (Board) High School, Sekkarakudi.	Government	High.
	72 Do. Vellalankulam.	Do.	Do.
	73 Do. Villiseri ..	Do.	Do.
Tirunelveli Central	74 Government High School, Sambavaravadakarai.	Do.	Do.
	75 Government (Board) High School, Veerakeralam-pudur.	Do.	Do.
	76 Municipal High School, Kallanai	Municipal	Do.
Nagercoil	77 Government High School, Vallankumaravilai ..	Government	Do.
	78 Do. Rajakkanmangalam..	Do.	Do.
Thuckalay	79 Do. Kattathurai ..	Do.	Do.
	80 Do. Kandanvilai	Do.	Do.
	81 Do. Palugal	Do.	Do.
	82 Government High and Training School, Vilavancode.	Do.	High and Training.
Vellore	83 Government (Board) High School, Avalpoondurai.	Do.	High.
	84 Do. Vallimalai ..	Do.	Do.
	85 Do. Pennagar ..	Do.	Do.
Tiruvannamalai	86 Do. Kolapalur ..	Do.	Do.
	87 Do. Kilkovalavedu.	Do.	Do.
	88 Do. Maruthadu ..	Do.	Do.
	89 Do. Vembakkam ..	Do.	Do.
	90 Do. Randham ..	Do.	Do.
	91 Do. S. V. Nagaram.	Do.	Do.
	92 Do. Irumbedu ..	Do.	Do.
Tirupathur	93 Do. Kallapadi ..	Do.	Do.
	94 Do. Kosavanpudur.	Do.	Do.
	95 Do. Sathanur ..	Do.	Do.
	96 Do. Koratti ..	Do.	Do.

List of Secondary Schools newly opened —cont.

District.	Name of school.	Management.	High or Middle.
(1)	(2)	(3)	(4)
A. BOYS' SCHOOLS (157) —cont.			
Salem	97 Sri Ramalinga Vellalar High School, Suramangalam.	Aided	High.
	98 Government (Board) High School, Pannapatti..	Government	Do.
	99 Do. Kannankurichi.	Do.	Do.
	100 Government High School, Kullamudayanur ..	Do.	Do.
	101 Government (Board) High School, Sendarapatti.	Do.	Do.
	102 Do. Sathapadi ..	Do.	Do.
	103 Do. Valayamadevi.	Do.	Do.
	104 Do. T'Konagapadi.	Do.	Do.
	105 Do. Singipuram ..	Do.	Do.
	106 Municipal High School, Manakkadu	Municipal	Do.
	107 Do. Arunachala Asari Street.	Do.	Middle School Upgraded.
Thirumapuri	108 Government (Board) High School, Udhanapalli.	Government	High.
	109 Do. Machinayakarapalli.	Do.	Do.
	110 Do. Borikai ..	Do.	Do.
	111 Do. Mallupatti ..	Do.	Do.
	112 Do. Neruppur ..	Do.	Do.
	113 Do. Perumbalai ..	Do.	Do.
	114 Do. Veppampatti.	Do.	Do.
	115 Do. Eriyur ..	Do.	Do.
	116 Do. Pochampalli..	Do.	Do.
	117 Do. Morappur ..	Do.	Do.
	118 Do. Balathotana-palli.	Do.	Do.
	119 Do. Mathagondapalli.	Do.	Do.
	120 Do. Alapatti ..	Do.	Do.
	121 Do. Adhikarupatti.	Do.	Middle-Upgraded.
Namakkal	122 Do. R. Pudukpalayam.	Do.	High.
	123 Do. Aniyapuram..	Do.	Do.
	124 Do. Pachal ..	Do.	Do.
Pudukottai	125 Thiagar Alai High School, Usilampatti, Manaparai.	Aided	Do.
	126 Government (Board) High School, Cauverinagar.	Government	Do.
	127 Do. Elavanur ..	Do.	Do.
	128 Do. Vadagadu ..	Do.	Do.
	129 Do. Rachandar, Tirumalai.	Do.	Do.
	130 Do. Sadayampatti.	Do.	Do.

List of Secondary Schools newly opened—cont.

District.	Name of school.	Management.	High or Middle.
(1)	(2)	(3)	(4)
A. BOYS' SCHOOLS (157)—cont.			
Ariyalur	131 Don Bosco High School, Varadarajanpet ..	Aided	High.
	132 Government (Board) High School, Siruganur ..	Government	Do.
	133 Do. Valadi ..	Do.	Do.
	134 Do. Easanai ..	Do.	Do.
	135 Do. Siruvachur ..	Do.	Do.
Erode — — — —	136 Do. Eluganvalasu.	Do.	Do.
	137 Do. Dhalavoi-patnam.	Do.	Do.
	138 Do. Savakattupalayam.	Do.	Do.
	139 Do. Avalpoondurai.	Do.	Do.
	140 Do. Vellodu ..	Do.	Do.
	141 Municipal High School, Erode	Municipal	Do.
Coimbatore — — — ..	142 Government (Board) High School, Vellamadai ..	Government	Do.
	143 Do. Sarkarasamakulam.	Do.	Do.
	144 Do. Kuniambutur.	Do.	Do.
	145 Do. Kanoorpudur.	Do.	Do.
	146 Do. Pettikuttai ..	Do.	Do.
	147 Do. Sundampalayam.	Do.	Do.
	148 Do. Thekkalur ..	Do.	Do.
Follachi — — — ..	149 Do. Gomangalam-pudur.	Do.	Do.
	150 Do. Devampadi Kali-palayam.	Do.	Do.
	151 Do. Ayyankali-palayam.	Do.	Do.
	152 Do. Vijayapuram.	Do.	Do.
	153 Do. Puravipalayam.	Do.	Do.
The M. J. girls — — — ..	154 Sathguru Aided High School, Gandhinagar, Coonoor.	Aided	Do.
	155 Government (Board) High School, Aravenu ..	Government	Do.
	156 Do. Kinnakorai ..	Do.	Do.
	157 Do. O'Valley ..	Do.	Do.

List of Secondary Schools newly opened—cont.

District.	Name of school.	Management.	High or Middle.
(1)	(2)	(3)	(4)
	B. GIRLS' SCHOOLS (24).		
Madras North	1 Muruga Dhanuskodi Girls' High School, Royapuram.	Aided	High.
	2 Tarapur and Loganathan Girls' High School, Venkatesapuram, Ayanavaram.	Do.	Do.
	3 Corporation Girls' High School, Madhavaram High Road, Perambur.	Municipal	Do.
Madras South	4 Avvai Home Girls' High School, Adyar ..	Aided	Do.
Ouddalore	5 Sri A. Subbaraya Chettiar's Girls' High School, Panruti, South Arcot District.	Do.	Do.
Mayuram	6 Government (Board) High School, Papanasam..	Government	Do.
	7 Do. Arantangi ..	Do.	Do.
Dindigul	8 Do. Nilakottai ..	Do.	Do.
	9 Do. Alanganallur ..	Do.	Do.
Madurai	10 Municipal Girls' High School, Adimoolam Pillai Agraaharam.	Municipal	Do.
	11 Do. Maninagaram ..	Do.	Do.
Ramanathapuram West ..	12 S. B. K. Girls' High School, Aruppukottai ..	Aided	Do.
Ramanathapuram East ..	13 Municipal Girls' High School, Ramanathapuram.	Municipal	Do.
Tirunelveli South	14 R. C. Girls' High School, Tisayanvilai ..	Aided	Do.
	15 Government (Board) High School, Arumughaneri.	Government	Do.
Tirunelveli Central	16 Chatram Girls' High School, Kadayam ..	Do.	Do.
Vellore	17 Hasnath-E-Jaria Urdu Girls' High School, Ambur, North Arcot District.	Aided	Do.
	18 Government (Board) High School, Velapadi, Vellore Town.	Government	Do.
Tiruvannamalai	19 Do. Wandiwash, North Arcot.	Do.	Do.
Tiruchirappalli	20 Do. Mettupalayam.	Do.	Do.
	21 Do. P. Alagapuri ..	Do.	Do.
Ariyalur	22 Do. Manachanallur.	Do.	Do.
Coimbatore	23 St. Xavier Girls' High School, Savariarpalayam.	Aided	Do.
	24 Government (Board) Girls' High School, Ondiputhur.	Government	Do.

ANNEXURE V.

Senior Division Boys—Infantry.

Location of N. C. C. Bn. Headquarters.					Location and Distributions of Companies.			
Designation.	Station.	Number of Companies.	Number of Officers.	Number of Cadets.	Number of Companies allotted.	Station.	Institutions.	
(1)	(2)	(3)	(4)	(5)	(6)	(7)	(8)	
1 Madras Bn. N.C.C. ..	Madras	5½	5+1	1,200	5½	Madras	Pachaiappa College.	
		½	1		½		Do.	M. C. M. Polytechnic.
		6	7					
2 Madras Bn. N.C.C. ..	Tiruchirappalli ..	6	7	1,200	6	Tiruchirappalli ..	St. Joseph's College.	
		+4	+4	+800	4		Do.	*Heavy Electricals.
3 Madras Bn. N.C.C. ..	Madras	7	8	1,400	5	Meenambakkam ..	A. M. Jain College.	
					2		Guindy	Industrial Training Institute (South).
4 Madras Bn. N.C.C. ..	Coimbatore ..	9	10	1,800	5	Coimbatore ..	Government Arts College.	
					3		Erode	Mahajana College.
					1		Perianaickenpalayam.	Sri Ramakrishna Mission Vidyalaya College.
5 Madras Bn. N.C.C. ..	Tirunelveli ..	9	11	1,800	4½	Tirunelveli ..	St. Xavier's College.	
					4½		Do.	M. D. T. Hindu College.
6 Madras Bn. N.C.C. ..	Aunamalai Nagar..	8	9	1,800	3	Annamalainagar ..	Annama'ai University.	
					3		Mayuram ..	A. V. C. College.
					1		Sirkali	S. S. Polytechnic.
					1		Cuddalore ..	Government Arts College.
7 Madras Bn. N.C.C. ..	Madurai	8½	10	1,700	6	Madurai	Madurai College.	
					2½		Uthamapalayam ..	H. K. R. H. College.
8 Madras Bn. N.C.C.,	Kumbakonam ..	9	11	1,800	4½	Kumbakonam ..	Government Arts College.	
					4½		Poondi	Pushpam College.

9	Madras Bn. N.C.C.,	..	Karalkudi	7	8	1,400	5	{	Karalkudi	Alagappa Arts College.
									Do.	A. C. Polytechnic.
10	Madras Bn. N.C.C.,	..	Vellore	9½	12	1,800	4½	{	Vellore	Voorhees College.
									Do.	Government Polytechnic.
									Vaniyambadi	Islamish College.
11	Madras Bn. N.C.C.,	..	Nagercoil	9	10	1,800	5	{	Nagercoil	S. T. Hindu College.
									Do.	Scott Christian College.
12	Madras Bn. N.C.C.,	..	Salem	8	9	1,600	5	{	Salem	Government College.
									Velur	K. K. College.
13	Madras Bn. N.C.C.,	..	Madras	7½	9	1,500	5½	{	Madras	Loyola College.
							2	{	Do.	Veterinary College.
14	Madras Bn. N.C.C.,	..	Do.	8	9	1,600	5	{	Do.	New College.
							3	{	Do.	Presidency College.
15	Madras Bn. N.C.C.,	..	Do.	6	7	1,200	6	{	Do.	Vivekananda College.
16	Madras Bn. N.C.C.,	..	Do.	6	7	1,200	4	{	Adyar	Central Polytechnic, Institute of Leather Technology and Institute of Film Technology.
							2	{	Madras	Chengalvarayan Naicken Technical Institute.
17	Madras Bn. N.C.C.,	..	Annamalai Nagar ..	7	8	1,400	5	{	Annamalai Nagar ..	Annamalai University.
							2	{	Do.	Methiah Polytechnic.
18	Madras Bn. N.C.C.,	..	Tiruchirappalli ..	9	11	1,800	5½	{	Tiruchirappalli ..	Jamal Mohamed College.
							3	{	Do.	Seshasayee Institute of Technology.
							½	{	Do.	Government Polytechnic.
19	Madras Bn. N.C.C.,	..	Pollachi	3	7	1,200	3	{	Pollachi	M. G. M. College.
							3	{	Do.	Nachimuthu Polytechnic.
20	Madras Bn. N.C.C.,	..	Coimbatore	8	10	1,600	4½	{	Coimbatore	P. S. G. Arts College.
							1½	{	Do.	P. S. G. Polytechnic.
							2	{	Do.	Government Polytechnic.
21	Madras Bn. N.C.C.,	..	Madurai	7	8	1,400	3½	{	Madurai	American College.
							3	{	Do.	Tamilnad Polytechnic.
							½	{	Do.	Industrial Training Institute.


* Central Government Institution.

Senior Division Boys—Infantry—cont.

Location of N. C. C. Bn. Headquarters.					Location and Distributions of Companies.		
Designation.	Station.	Number of Companies.	Number of Officers.	Number of Cadets.	Number of Companies allotted.	Station.	Institutions.
(1)	(2)	(3)	(4)	(5)	(6)	(7)	(8)
22 Madras Bn. N.C.C.,	Tirunelveli	7	9	1,400	5	Palayamkottai	St. John's College.
						Alwarkurichi	Paramakalyani College.
						Thalayyuthu	Sankar Institute of Polytechnic.
23 Madras Bn. N.C.C.,	Tuticorin	8½	11	1,700	4½	Tuticorin	V. O. C. College.
					2½	Srivaikuntam	K. G. S. Arts College.
						Sawyerpuram	Pope's College.
24 Madras Bn. N.C.C.,	Madras	8	11	1,600	3½	Madras	Thiagaraya College.
					½	Do.	Regional School of Printing.
					½	Do.	Industrial Training Institute (North).
					3½	Do.	Government Arts College.
25 Madras Bn. N.C.C.;	Do.	7	9	1,400	4	Tambaram	Christian College.
					1½	Gudiatham	Rajagopal Polytechnic.
					1½	Do.	Government Tirumagal Mill College.
26 Madras Bn. N.C.C.,	Thanjavur	8½	11	1,700	4½	Thanjavur	Rajah Sarforji College.
					2½	Adirampatnam	K. M. College.
					½	Nagapattinam	Industrial Training Institute.
					1	Do.	V. D. Polytechnic.
27 Madras Bn. N.C.C.,	Salem	6	8	1,200	2	Salem	Thiagaraja Polytechnic.
					1½	Krishnagiri	Government Arts College.
					2½	Tirupattur	Sacred Heart College.
28 Madras Bn. N.C.C.,	Virudhunagar	9	11	1,800	6	Virudhunagar	V. H. N. S. College.
					1½	Do.	V. S. V. Nadar Polytechnic.
						Sivakasi	Anja College.

29 Madras Bn. N.C.C.,	.. Madurai	8½	11	1,700	4½	Madurai	Thiagarajar College.
					2½	Palani	Palaniandawar Arts College and Palaniandawar Oriental Culture Cell.
					1½	Dindigul	G. T. N. Arts College.
30 Madras Bn. N.C.C.,	.. Tiruchirappalli ..	8½	10	1,700	6	Tiruchirappalli ..	National College.
					2½	Pudukkottai ..	Rajah's College.
31 Madras Bn. N.C.C.,	.. Ootacamund ..	6	7	1,200	3	Ootacamund ..	Government Arts College.
					1	Cutchi	Industrial Training Institute.
						Do.	Agricultural College.
32 Madras Bn. N.C.C.,	.. Karaikudi ..	6	7	1,200	2	Chettinad	Annamalai Polytechnic.
					4	Sivaganga	R. D. M. College.
33 Madras Bn. N.C.C.,	.. Madras	7	9	1,400	2	Madras	D. G. Vaishnava College.
					8½	Kanjeevaram ..	Pachayappa's College.
					1½	Do.	Bhaktavatsalam Polytechnic.

National Cadet Corps—Senior Division—Technical Units.

Location of N. C. C. Bn. Headquarters.					Location and Distributions of Companies.		
Designation.	Station.	Number of Companies.	Number of Officers.	Number of Cadets.	Number of Companies allotted.	Station.	Institutions.
(1)	(2)	(3)	(4)	(5)	(6)	(7)	(8)
1 1 Madras Armed Regiment..	Madras	2	5	400	..	Madras	Pachaiyappas College. Loyola College. Government Arts College. Vaishnav College.
2 2 Madras Armed Squadron..	Tiruchirappalli ..	1	3	200	..	Tiruchirappalli ..	Jamal Mohamed College. St. Joseph's College. National College.
3 3 Madras Armed Squadron..	Madras	1	3	200	..	Madras	A. M. Jain College. New College. Presidency College. Madras Christian College. Theogaraya College. Vivekananda College.
4 1 Madras Battery  ..	Madras	1	2	200	..	Madras	A. M. Jain College. New College. Vivekananda College. Presidency College. Government Arts College. Loyola College. Pachaiyappas College. Madras Christian College. Engineering College.

201A-24-14

5 2 Madras Battery	Coimbatore ..	1	3	200	.. Coimbatore ..	Government Arts College. P. S. G. Arts College.
6 1 Madras Engineering Regiment.	Do.	2	3	400	.. Do.	Government College of Technology. P. S. G. College of Technology. Coimbatore Institute of Technology.
7 2 Madras Engineering Regiment.	Madras	2	3	400	.. Madras	College of Engineering. A. C. College of Technology.
8 3 Madras Engineering Company.	Karaikudi	1	2	200	1 Karaikudi	A. C. College of Engineering and Technology.
9 4 Madras Engineering Company.	Madurai	1	2	200	1 Madurai	Thiagaraja College of Engineering.
10 5 Madras Engineering Company.	Annamalai Nagar..	1	2	200	1 Annamalai Nagar..	Muthia Chettiar Polytechnic.
11 6 Madras Engineering Company.	Madras	1	2	200	1 Madras	Indian Institute of Technology.
12 7 Madras Engineering Company.	Tiruchirappalli ..	1	2	200	1 Tiruchirappalli ..	Regional College of Engineering.
13 1 Madras Signal Regiment ..	Madras	2	3	400	1 Madras	College of Engineering. A. C. College of Technology.
14 2 Madras Signal Regiment..	Coimbatore ..	2	3	400	.. Coimbatore ..	Government College of Technology, Coimbatore. Institute of Technology. P. S. G. College of Technology.
15 3 Madras Signal Company ..	N.C.C., Madras ..	1	2	200	1 Madras	Indian Institute of Technology.
16 4 Madras Signal Company..	Avadi	1	2	200	1 Avadi	M. C. M. Polytechnic.
17 5 Madras Signal Company ..	Annamalai Nagar..	1	2	200	1 Annamalai Nagar..	Engineering College. Annamalai University.
18 6 Madras Signal Company ..	Nagercoil	1	2	200	1 Nagercoil	Government Polytechnic.
19 1 Madras Medical Unit ..	Madras	4	5	800	.. Madras	Madras Medical College. Stanley Medical College. Kilpauk Medical College.
20 2 Madras Medical Unit ..	Madras	2	3	400	2 Madurai	Madurai Medical College.
21 3 Madras Medical Company.	Thanjavur	1	2	200	1 Thanjavur	Thanjavur Medical College.
22 4 Madras Medical Company.	Vellore	1	2	200	1 Vellore	Christian Medical College.
23 1 Madras E.M.E. Company.	Madras	1	2	200	1 Madras	College of Engineering.
24 2 Madras E.M.E. Company.	Chidambaram ..	1	2	200	1 Annamalai Nagar..	Annamalai University.
25 3 Madras E.M.E. Company.	Madurai ..	1	2	200	1 Madurai	Thiagaraja College of Engineering.

National Cadet Corps—Senior Division—Technical Units—cont.

Location of N. C. C. Bn. Headquarters.					Location and Distributions of Companies.		
Designation.	Station.	Number of Companies.	Number of Officers.	Number of Cadets.	Number of Companies allotted.	Station.	Institutions.
(1)	(2)	(3)	(4)	(5)	(6)	(7)	(8)
26 4 Madras E.M.E. Company.	Coimbatore ..	1	2	200	..	Coimbatore ..	Government College of Technology. P. S. G. College of Technology.
27 5 Madras E.M.E. Company.	Karaikudi ..	1	2	200	1	Karaikudi ..	A. C. College of Engineering and Technology.
28 6 Madras E.M.E. Unit ..	Madras	2	3	400	2	Madras	Indian Institute of Technology.
29 1 Madras Naval Unit ..	Do.	1	4	200	..	Do.	Loyola College. Pachaiyappas College. Madras Christian College. A. M. Jain College. Presidency College. Government Arts College. New College. Vivekananda College. Central Polytechnic. Engineering College. Madras/Stanley Medical Colleges.
30 2 Madras Naval Unit ..	Madurai	1	4	200	..	Madurai	American College. Thiagaraja College.
31 3 Madras Naval Unit ..	Tuticorin	1	4	200	1	Tuticorin	V. O. C. Chidambaram College.
32 4 Madras Naval Technical Unit.	Madras	1	4	200	1	Madras	College of Engineering.

33	1	Madras Air Squadron	..	Madras	1	2	200	..	Do.	Loyola College. Presidency College. Vivekananda College. Pachaiyappas College. Madras/Stanley/Kilpauk Medical Colleges. Colleges of Engineering. Madras Veterinary College. Madras Institute of Technology. New College. A. M. Jain College. Vaishnav College. Central Polytechnic.
34	2	Madras Air Squadron	..	Coimbatore	1	2	200	..	Coimbatore	Government Arts College. Government College of Technology. P. S. G. Arts College. P. S. G. College of Technology. Coimbatore Institute of Technology.
35	3	Madras Air Squadron	..	Tiruchirappalli	1	2	200	..	Tiruchirappalli	Jamal Mohamed College. St. Joseph's College.
36	4	Madras Air Squadron Technical.	..	Madras	1	2	200	1	Madras	Indian Institute of Technology.
37	5	Madras Air Squadron Technical.	..	Do.	1	2	200	1	Do.	Madras Institute of Technology.
38	1	Madras Girls Bn.	..	Do.	5	9	1,000	..	Do.	S. I. E. T. Women's College. Queen Mary's College. Ethiraj College. Stella Mari's College. Presidency College.
39	2	Madras Girls Bn.	..	Madurai	2	3	400	..	Madurai	Fathima College. Lady Doak College.
40	3	Madras Girls Bn.	..	Tirunelveli	2	3	400	..	Tirunelveli	Sara Tucker's College, Palayamkottai.
											Tuticoria	St. Mary's College.
											Nagercoil	S. T. Hindu College.

National Cadet Corps—Senior Division— Technical Units—cont.

Location of N. C. C. Bn. Headquarters.					Location and Distributions of Companies.		
Designation.	Station.	Number of Companies.	Number of Officers.	Number of Cadets.	Number of Companies allotted.	Station.	Institutions.
(1)	(2)	(3)	(4)	(5)	(6)	(7)	(8)
41 4 Madras Girls Bn. ..	Tiruchirappalli ..	2	2	400	..	Tiruchirappalli ..	{ Seethalakshmi Ramaswamy College. Holy Cross College.
42 1 Madras Girls Company ..	Vellore	1	1	200	..	Vellore (Katpadi) ..	Auxilium College.
43 2 Madras Girls Company ..	Udumalpet ..	1	2	200	..	{ Udumalpet .. Coimbatore ..	Visalakshi College. P. S. G. R. Krishnamal College.
44 3 Madras Girls Company ..	Kumbakonam ..	1	2	200	..	{ Kumbakonam .. Annamalai Nagar..	Government College for Women. Annamalai University.
45 4 Madras Girls Company ..	Salem	1	1	200	1	Salem	Sri Sarada College.
46 5 Madras Girls Company ..	Coimbatore ..	1	2	200	..	Coimbatore ..	{ Nirmala College. Home Science College.

Affiliation of Junior Division Troops—Army Wing.

Serial number and name of High School.	Location.	Number of Troops.	Troop Nos.	Strength.	
				Officers.	Cadets.
(1)	(2)	(3)	(4)	5	(6)
1. Madras Bn. N.C.C., Madras—					
1 Sri Ramakrishna Mission High School ..	Madras-17	2	1 and 2	2	100
2 Sir M. Ct. M. High School	Madras	1	12	1	50
3 Corporation High School, Nungambakkam ..	Nungambakkam	1	23	1	50
4 Chintadripet High School	Madras-2	1	24	1	50
5 Thiagarayanagar High School	Madras-17	1	26	1	50
6 Sri Tiruvotteeswarar Free High School ..	Madras-7	1	29	1	50
7 Model High School	Saidapet	3	16, 17 and 18	3	150
8 Hindu Union Committee High School ..	Madras-7	1	189	1	50
9 Christian College High School and St. Georges High School.	Do.	1	190	1	50
					Band Unit.
		12		12	600
12. Madras Bn. N.C.C., Madras—					
10 Board High School	Ponneri	1	28	1	50
11 Singaram Pillai High School	Villivakkam	1	44	1	50
12 Goudie High School	Trivellore	1	257	1	50
13 A. R. Mudaliar High School	Ambattur	1	265	1	50
		4		4	200
24. Madras Bn. N.C.C., Madras—					
14 Hindu Theological High School	Madras-1	3	3, 4 and 5	3	150
15 Dr. G. M. T. T. V. High School	Do.	1	15	1	50
16 St. Gabriels High School	Do.	1	19	1	50

Affiliation of Junior Division Troops—Army Wing—cont.

Serial number and name of High School.	Location.	Number of Troops.	Troop Nos	Strength.	
				Officers.	Cadets.
(1)	(2)	(3)	(4)	(5)	(6)
24. Madras Bn. N.C.C., Madras—cont.— 17 Sir Thiagaraja College High School ..	Madras	1	20	1	50
18 Madras Progressive Union High School ..	Do.	1	22	1	50
19 Government Muslim High School	Madras-1	1	25	1	50
20 Muthialpet High School	Do.	4	8, 9, 10 and 11	4	200
21 T. T. V. High School	Do.	2	13 and 14	2	100
22 S. K. P. D. High School	Do.	1	21	1	50
		15		15	750
15. Madras Bn. N.C.C., Madras—					
23 Hindu High School	Triplicane	2	6 and 7	2	100
24 P. S. High School	Mylapore	1	27	1	50
25 Kellet High School	Triplicane	1	188	1	50
		4		4	200
10. Madras Bn. N.C.C., Vellore—					
26 S i Venkateswara High School	Vellore	2	30 and 31	2	100
27 Voorhees High School	Do.	1	32	1	50
23 Islamiah High School	Pornampet	1	30	1	50
29 Hindu High School	Ambur	1	45	1	50
30 Islamiah High School	Vaniyambadi	1	46	1	50
31 Hindu High School	Do.	1	47	1	50
32 A. H. S. High School	Arcot	1	48	1	50
33 Islamiah High School	Melvisharam	1	50	1	50
34 Board High School	Polur	1	51	1	50

35 Danish Mission High School	Tiruvannamalai	1	60	1	50
36 Board High School	Kannamangalam	1	214	1	50
37 M. U. High School	Ambur	1	215	1	50
38 Board High School	Chengam	1	216	1	50
39 Do.	Cheygar	1	217	1	50
40 Do.	Wandiwash	1	285	1	50
41 Do.	Odugathur	1	286	1	50
42 Do.	Ambalur	1	287	1	50
43 Do.	Panapakkam	1	288	1	50
44 Dominic Seva High School	Chetpet	1	289	1	50
				20		20	1,000
3. Madras Bn. N.C.C., Madras—							
45 St. Joseph's High School	Chingleput	3	33, 34 and 35	3	150
46 St. Columba's High School	Do.	3	36, 37 and 38	3	150
47 St. Anderson High School	Kancheepuram	1	40	1	50
48 Corley High School	Tambaram	1	41	1	50
49 Board High School, Karunguzhi	Karunguzhi	1	43	1	50
50 Board High School	Perunagar	1	49	1	50
51 Do.	Acharapakkam	1	42	1	50
52 Hindu High School	Madurantakam	1	52	1	50
53 Pachaiyappa's College High School	Kancheepuram	1	191	1	50
54 Board High School	Uttiramerur	1	213	1	50
55 Municipal High School	Kancheepuram	1	244	1	50
				15		15	750
2. Madras Bn. N.C.C., Tiruchirappalli—							
56 Bishop Heber High School	Tiruchirappalli	1	83	1	50
57 St. John Vestry High School	Do.	1	85	1	50
58 National College High School	Do.	2	86 and 87	2	100

Affiliation of Junior Division Troops—Army Wing—cont.

Serial number and name of High School.	Location.	Number of Troops.	Troop Nos.	Strength.	
				Officers.	Cadets.
(1)	(2)	(3)	(4)	(5)	(6)
59 St. Joseph's College High School	Tiruchirappalli	2	88 and 89	2	100
60 Bishop Heber High School	Puthur	1	83	1	50
61 Municipal High School	Karur	1	101	1	50
62 Board High School	Kulitbalai	1	102	1	50
63 Pasupatheeswarar High School	Karur	1	226	1	50
64 Pallapatti High School	Pallapatti	1	255	1	50
65 Board High School	Chinnadarapuram	1	267	1	50
		12		12	600
39. Madras Bn. N.C.C., Tiruchirappalli—					
66 Government Syed Murtusa High School	Tiruchirappalli	1	82	1	50
67 E. R. High School	Do.	1	84	1	50
68 Campio High School	Do.	1	91	1	50
69 Board High School	Srirangam	1	92	1	50
70 Do.	Musiri	1	100	1	50
71 Do.	Lalgudi	1	103	1	50
72 Nehru High School	Puthanampatti	1	105	1	50
73 Board High School	Manachanallur	1	109	1	50
74 Do.	Udayarpalayam	1	224	1	50
75 Do.	Labbaikudikadu	1	225	1	50
76 Do.	Thathaiyengarpet	1	243	1	50
77 Do.	Ariyalur	1	110	1	50
		12		12	600

264A-24-15

9. Madras Bn. N.C.C., Karaikudi—

78	Sir Alagappa Chettiar Model High School	..	Karaikudi	1	136	1	50
79	S. M. High School	..	Do.	1	135	1	50
80	De-Britto High School	..	Devakottai	1	138	1	50
81	S. V. K. High School	..	A. Thekkur	1	212	1	50
82	N. S. M. V. P. S. High School	..	Devakottai	1	227	1	50
83	N. M. Board High School, Tirupathur	..	Tirupathur	1	293	1	50

6

6

300

23. Madras Bn. N.C.C., Tuticorin—

84	K. V. High School	..	Virudhunagar	1	184	1	50
85	P. A. C. R. M. High School	..	Rajapalayam	1	185	1	50
86	Board High School	..	Munireddipatti	1	210	1	50
87	Do.	..	Kamuthi	1	211	1	50
88	S. S. Board High School	..	Rajapalayam	1	228	1	50
89	Devangar High School	..	Aruppukkottai	1	252	1	50
90	C. M. S. High School	..	Srivilliputtur	1	264	1	50
91	Board High School	..	Mudukulathur	1	294	1	50
92	Muslim High School	..	Abiramam	1	139	1	50
93	Rajah's High School	..	Ramanathapuram	1	137	1	50
94	Government Hamidia High School	..	Kilakarai	1	248	1	50

11

11

550

29. Madras Bn. N.C.C., Madurai—

95	Rajah's High School	..	Sivaganga	1	253	1	50
96	Government Boys' High School	..	Paramakudi	1	229	1	50
97	Board High School	..	Do.	1	230	1	50
98	Ilayangudi High School	..	Ilayangudi	1	254	1	50
99	S. R. M. High School	..	Nattarasakkottai	1	259	1	50
100	Municipal High School	..	Palani	1	99	1	50

Affiliation of Junior Division Troops—Army Wing—cont.

Serial number and name of high school.	Location.	Number of Troops.	Troop Nos.	Strength.	
				Officers.	Cadets.
(1)	(2)	(3)	(4)	(5)	(6)
101 Municipal High School	Dindigul	1	106	1	50
102 St. Mary's High School	Do.	2	107 and 233	2	100
103 Board High School	Batlagundu	1	232	1	50
104 Devangar High School	Chinnalapatti	1	186	1	50
		11		11	550
5. Madras Bn. N.C.C., Tirunelveli—					
105 Schafter High School	Tirunelveli	1	140	1	50
106 M. D. T. Hindu College High School	Do.	1	141	1	50
107 St. Xavier's High School	Palayamkottai	2	142 and 143	2	100
108 St. John's High School	Do.	2	145 and 146	2	100
109 Board High School	Sankarankoil	1	151	1	50
110 Ramaseshair High School	Pettamadai	1	152	1	50
111 St. Mary's High School	Vickramasingapuram	1	153	1	50
112 Tilak Vidyalaya High School	Kallidaikurichi	1	154	1	50
113 Board High School	Kadayanallur	1	157	1	50
114 Government High School	Shenkottai	1	164	1	50
		12		12	600
11. Madras Bn. N.C.C., Nagercoil—					
115 E. R. High School	Nankuneri	1	149	1	50
116 Board High School	Valliyur	1	156	1	50
117 S. L. S. High School	Nagercoil	2	159 and 160	2	100

114

264A-24-15A

118	D. V. B. High School	Kottar	2	161 and 242	2	100
119	Government High School	Marthandam	1	162	1	50
120	Do.	Thuckalay	1	163	1	50
121	Do.	Eranial	1	199	1	50
122	N. V. C. Board High School	Radhapuram	1	240	1	50
123	Scott Christian High School	Nagercoil	1	247	1	50
										11		11	550
23. Madras Bn. N.C.C., Tuticorin—													
124	K. S. Boys' High School	Srivaikuntam	1	144	1	50
125	Karuppatti Nadar High School	Tuticorin	1	147	1	50
126	St. Francis Xavier High School	Do.	1	148	1	50
127	Board High School	Koilpatti	1	150	1	50
128	Hindu High School	Alwarthirunagari	1	155	1	50
129	Margoshcius High School	Nazareth	1	168	1	50
130	St. Joseph's High School	Manapad	1	198	1	50
131	Board High School	Mudithanendal	1	200	1	50
132	Do.	Vilathikulam	1	241	1	50
133	Do.	Kalugumalai	1	246	1	50
134	Do.	Sennaedipatti	1	266	1	50
										11		11	550
6. Madras Bn. N.C.C., Annamalainagar—													
135	Board High School	Tirukolur	1	62	1	50
136	Do.	Pennadam	1	187	1	50
137	Municipal High School	Villupuram	1	202	1	50
138	Board High School	Vridhachalam	1	250	1	50
139	Do.	Gingee	1	282	1	50
140	Do.	Chinnasalem	1	283	1	50

Affiliation of Junior Division Troops—Army Wing—cont.

Serial number and name of high school.	Location.	Number of Troops.	Troop Nos.	Strength.	
				Officers.	Cadets.
(1)	(2)	(3)	(4)	(5)	(6)
141 Board High School	Kattumannarkoil	1	61	1	50
142 Do.	Bhuvanagiri	1	221	1	50
143 Do.	Panruti	1	72	1	50
		9		9	450
8. Madras Bn. N.C.C., Kumbakonam—					
144 Board High School	Kuttalam	1	65	1	50
145 Municipal High School	Mayavaram	1	59	1	50
146 National High School	Nagapattinam	1	66	1	50
147 Municipal High School	Koranad	1	70	1	50
148 L.M.C. High School	Sirkazhi	1	71	1	50
149 Banadurai High School	Kumbakonam	1	78	1	50
150 T. A. High School	Tiruvidaimarudur	1	68	1	50
151 Town High School	Kumbakonam	1	79	1	50
152 Municipal High School	Do.	1	80	1	50
153 Nadar High School	Porayar	1	201	1	50
154 S.M.H. High School	Sirkazhi	1	203	1	50
155 Board High School	Manalmedu	1	219	1	50
156 K. G. S. High School	Aduthurai	1	222	1	50
157 Little Flower High School	Kumbakonam	1	223	1	50
158 Native High School	Do.	1	263	1	50
159 Ramakrishna High School	Kothandapuram	1	269	1	50
		16		16	800

17. Madras Bn. N.C.C., Annamalai Nagar—					
160 St. Joseph's High School	Tiruppapuliur	2	53 and 54	2 100
161 Do.	Cuddalore	1	55	1 50
162 Sri Ramakrishna Vidyalaya High School	Chidambaram	1	63	1 50
163 St. David's High School	Cuddalore	1	64	1 50
164 R. C. T. High School	Chidambaram	1	220	1 50
165 Municipal High School	Cuddalore	1	249	1 50
166 R. C. T. High School	Annamalainagar	1	284	1 50
			8		8 400
18. Madras Bn. N.C.C., Pollachi—					
167 Municipal High School	Coimbatore	3	114, 115 and 116	3 150
168 Do.	Pollachi	1	126	1 50
169 Board High School	Udumalpet	1	128	1 50
170 Do.	Kottur	1	134	1 50
171 Do.	Anaimalai	1	206	1 50
172 Do.	Thindamuthur	1	237	1 50
			8		8 400
19. Madras Bn. N.C.C., Coimbatore—					
173 Devangar High School	Coimbatore	1	117	1 50
174 Suburban High School	Do.	1	118	1 50
175 St. Michael's High School	Do.	1	119	1 50
176 Sarva Jana High School	Peelamedu	1	121	1 50
177 Board High School	Vellore	1	124	1 50
178 Do.	Kangayam	1	133	1 50
179 Municipal High School	North Coimbatore	1	239	1 50
180 Board High School	Dharapuram	1	236	1 50
181 Do.	Kurichi	1	276	1 50
182 Sainik School	Amaravathinagar	6	268, 280, 292	6 300
			15		15 750

Affiliation of Junior Division Troops—Army Wing—cont.

Serial number and name of High School	Location.	Number of Troops.	Troop Nos.	Strength.	
				Officers.	Cadets.
(1)	(2)	(3)	(4)	(5)	(6)
31. Madras Bn. N.C.C., Ooty—					
183 St. Joseph's High School	Ooty	1	122	1	50
184 Government High School	Kotagiri	1	131	1	50
185 Board High School	Manjoor	1	132	1	50
186 Do.	Nanjanad	1	193	1	50
187 Municipal High School	Ooty	1	238	1	50
188 Board High School	Anikorai	1	258	1	50
189 St. Joseph's High School	Coonoor	1	123	1	50
190 St. Anthony's High School	Do.	1	125	1	50
191 Mahajana High School	Mettupalayam	1	120	1	50
192 Board High School	Karamadai	1	274	1	50
193 Lawrence School	Lovedale	1		1	50 (public school.)
		11		11	550
4. Madras Bn. N.C.C., Coimbatore—					
194 City Municipal High School	Coimbatore	3	111, 112 and 113	3	150
195 Sengunthar High School	ErOde	1	127	1	50
196 Board High School	Perundurai	1	196	1	50
197 Do.	Bhavani	1	129	1	50
198 Do.	Mangalapudur	1	272	1	50
199 K. S. C. High School	Tiruppur	1	245	1	50
200 Diamond Jubilee High School	Gobichettipalayam	1	273	1	50
201 Board High School	Anthiyur	1	275	1	50
202 Do.	Satyamangalam	1	130	1	50
		11		11	600

202A Little Flower High School	Salem	3	165, 166 and 167	1	150	
203 Mont Ford High School	Yercaud	3	168, 169 and 170	3	150	
204 Municipal High School	Salem	2	171 and 172	2	100	
205 Board High School	Rasipuram	1	175	1	50	
206 Municipal High School	Do.	1	176	1	50	
207 Board High School	Sendamangalam	1	177	1	50	
208 Board High School	Mettur Dam	1	179	1	50	
209 Gokulanathan Hindu High School	Salem	1	180	1	50	
210 Board High School	Kumarapalayam	1	183	1	50	
211 Board High School	Namakkal	1	194	1	50	
212 Bharathi Vidyalaya High School..	Salem	1	197	1	50	
213 Board High School	Ayodhyapatnam	1	235	1	50	
214 V. C. High School	Omalur	1	261	1	50	
215 Gugai High School	Gugai	1	281	1	50	
					19		19	950	
27. Madras Battalion N.C.C., Salem—									
216 Board High School	Kaveripatnam	1	195	1	50	
217 Board High School	Krishnagiri	1	173	1	50	
218 Board High School	Dharmapuri	1	174	1	50	
219 Board High School	Attur	1	178	1	50	
220 Board High School	Nagarasampatti	1	192	1	50	
221 Board High School	Denkanikottai	1	260	1	50	
222 Board High School	Karur	1	262	1	50	
223 Board High School	Hosur	1	279	1	50	
224 Board High School	Thiruchengode	1	181	1	50	
225 Kandasamy Kandar's High School	Velur	1	182	1	50	
226 Board High School	Idappadi	1	234	1	50	
227 Sengunthar Mahajana High School	Dharmamangalam	1	277	1	50	
228 Board High School	Me Donald's Choultry	1	278	1	50	
					13		13	650	

Affiliation of Junior Division Troops—Army Wing—cont.

Serial number and name of High School. (1)	Location. (2)	Strength.			
		Number of Troops. (3)	Troop number. (4)	Officers. (5)	Cadets. (6)
20. Madras Battalion N.C.C., Thanjavur—					
229 Findlay High School	Mannargudi	2	56 and 57	2	100
230 National High School	Do.	1	58	1	50
231 Board High School	Thiruthuraipoondi	1	67	1	50
232 Board High School	Pattukottai	1	69	1	50
233 Board High School	Muthupet	1	73	1	50
234 St. Peter's High School	Thanjavur	1	74	1	50
235 Kalyanasundaram High School	Do.	2	75 and 76	2	100
236 Veeraraghava High School	Do.	1	77	1	50
237 Kasima High School	Rajagiri	1	81	1	50
238 Board High School	Peralam	2	204 and 218	2	100
239 Board High School	Aranthangi	1	209	1	50
240 Vaduvur High School	Vaduvur	1	270	1	50
241 Board High School	Ayakkarambalam	1	256	1	50
242 Janaki Annai High School	Alathambadi	1	271	1	50
		17		17	850
21. Madras Battalion N.C.C., Madurai—					
243 Sourashtra High School	Madurai	2	96 and 97	2	100
244 Municipal High School	Shenoyanagar	1	207	1	50
		3		3	150
7. Madras Battalion N.C.C., Madurai—					
245 Madura College High School	Madurai	2	93 and 94	2	100
246 Sethupathi High School	Do.	1	95	1	50

247 St. Mary's High School	Do.	1	98	1	50
248 V. M. Board High School	Periyakulam	1	104	1	50
249 M.L.W.A. High School	Madurai	1	205	1	50
250 V. M. High School	Bodinaickanur	1	231	1	50
251 K. R. Board High School	Uthamapalayam	1	251	1	50
252 N.S.V.V. High School	Pattiveeranpatti	1	290	1	50
253 I.T.O. High School	Ayakkudi	1	291	1	50
254 R. K. Nadar High School	Thirumangalam	1	108	1	50
255 Board High School	Melur	1	208	1	50
JUNIOR DIVISION—GIRLS DIVISION.					
1. Madras Girls Battalion N.C.C., Madras—					
1 Lady Muthiah Chettiar Girls High School	Madras	1	1	1	50
2 Madras Seva Sadan Girls High School	Chetpet	1	2	1	50
3 St. Anthony's Girls High School	Mylapore	1	3	1	50
4 Lady Wellington Girls High School	Triplicane	1	4	1	50
5 A.R.C. Girls High School	Madras-1	1	5	1	50
6 Chintadripet Kalyanam Girls High School	Madras-2	1	6	1	50
7 Singaram Pillai Girls High School	Villivakkam	1	10	1	50
8 St. Mary's Girls High School	Chingleput	1	11	1	50
9 Maribal Mehta Girls High School	Madras	1	52	1	50
10 B. C. Nadar Girls High School	Thondiarpet	1	54	1	50
11 Board Girls High School	Sriperumbudur	1	70	1	50
		11		11	550
1. Madras Girls Coy. N.C.C., Vellore—					
12 Government Secondary and Training School for Women.	Vellore	1	59	1	50
4. Madras Girls Battalion N.C.C., Tiruchirappalli—					
13 Girls High School	Lalgudi	1	17	1	50
14 Savitri Vidyasala Girls High School	Tiruchirappalli	2	18 and 41	2	10
15 Holy Cross Girls High School	Do.	1	19	1	50

Affiliation of Junior Division Troops—Army Wing—cont.

Serial number and name of High School, (1)	Location. (2)	Strength.			
		Number of Troops. (3)	Troop number. (4)	Officers. (5)	Cadets. (6)
<i>Madras Girls Battalion N.C.C., Tiruchirappalli—cont.</i>					
16 Girls High School	Srirangam	1	20	1	50
17 Methodist Girls High School	Woriyur	1	29	1	50
18 St. Phelomena's Girls High School	Tiruchirappalli	1	34	1	50
19 Rancee's Government Girls High School	Pudukkottai	1	42	1	50
20 Board High School for Girls	Kulithalai	1	51	1	50
21 St. Theresa's Girls High School	Karur	1	61	1	50
		10		10	500
<i>5. Madras Battalion N.C.C., Tirunelveli—</i>					
22 St. Ignatius Convent Girls High School	Palayamkottai	1	45	1	50
<i>11. Madras Battalion N.C.C., Nagercoil—</i>					
23 Government High School	Thuckalay	1	27	1	50
24 Concordia High School	Nagercoil	1	60	1	50
		2		2	100
<i>2. Madras Girls Coy. N.C.C., Udumalpet—</i>					
25 Vijayalakshmi Girls High School	Udumalpet	1	36	1	50
<i>3. Madras Girls Coy. N.C.C., Coimbatore—</i>					
26 Government Secondary and Basic Training School	Coimbatore	1	25	1	50
27 V. B. C. High School	Kurichi	1	24	1	50
28 Government Secondary and Basic Training School	Erode	1	25	1	50
29 Jaivabai Girls High School	Tiruppur	1	30	1	50
30 Municipal Girls High School	R. S. Puram	1	37	1	50

31	Madha Kalvi Nilayam	Coimbatore	1	30	1	50
32	Municipal Girls High School	R. S. Puram	1	43	1	50
33	Palaniammal Girls High School	Tiruppur	1	48	1	50
34	St. Aloysius Girls High School	Dharapuram	1	49	1	50
35	Presentation Convent	Coimbatore	1	50	1	50
36	Municipal High School	P. M. Puram	1	55	1	50
37	Board High School	Satyamangalam	1	62	1	50
4. Madras Girls Coy. N.C.C., Salem—												
38	Government High School	Dharmapuri	1	47	1	50
39	Board Girls High School	Tiruchengode	1	63	1	50
40	Board Girls High School	Hosur	1	69	1	50
41	St. Mary's Girls High School	Mettur Dam	1	46	1	50
3. Madras Girls Battalion N.C.C., Madurai—												
42	Government Secondary and Training School for Women.	Madurai	1	21	1	50
43	St. Joseph's Girls High School	Do.	1	32	1	50
44	Board High School	Thirumangalam	1	23	1	50
45	Government High School	Kodaikanal	1	34	1	50
46	Pankajam Girls High School	Bodinaikanur	1	44	1	50
47	O.C.P.M. Girls High School	Madurai	1	57	1	50
48	S.H.N. Girls High School	Sivakasi	1	58	1	50
49	St. Joseph's Girls High School	Dindigul	2	65 and 66	2	100
50	Devanagar High School	Aruppukottai	1	68	1	50
51	Municipal High School	Ramanathapuram	1	55	1	50
52	Nadar Saraswathi High School	Theni	1	56	1	50
5. Madras Sig. Coy. N.C.C., Annamalainagar—												
53	Board Girls High School	Thirukoilur	1	9	1	50
54	St. Anne's High School	Cuddalore	1	12	1	50
55	Government Secondary Basic Training School for Women.	Thiruppapuliur	1	13	1	50
56	Board Girls High School	Villupuram	1	63	1	50
57	Government Girls High School	Chidambaram	1	64	1	50

Affiliation of Junior Division Troops—Army Wing—cont.

Serial number and name of High School. (1)	Location. (2)	Strength.			
		Number of Troops. (3)	Troop number. (4)	Officers. (5)	Cadets. (6)
JUNIOR DIVISION—GIRLS DIVISION—cont.					
3. Madras Girls Coy. N.C.C., Kumbakonam—					
58 Government Girls High School	Kumbakonam	1	14	1	50
59 Girls Christian High School	Thanjavur	1	15	1	50
60 St. Theresa's Girls High School	Thiruthuraipoondi	1	16	1	50
61 St. Joseph's Girls High School	Mannargudi	1	32	1	50
62 St. Joseph's Girls High School	Kumbakonam	1	33	1	50
63 Board High School	Pattukottai	1	39	1	50
 JUNIOR DIVISION TROOPS—NAVAL WING.					
1. Madras Naval Unit N.C.C., Madras—					
1 Madras Christian College High School	Madras-31	3	1, 2 and 3	3	150
2 Government Madas-I-Azam	Madras-2	3	4, 5 and 6	3	150
3 A. G. Jain High School	Madras-1	1	11	1	50
4 G.A.H.H.M. High School	Do.	1	13	1	50
5 Pachaiyappa's College High School	Do.	1	16	1	50
6 Board High School	Poonamallee	1	17	1	50
7 Board High School	Porto Novo	1	21	1	50
8 G.N.B. High School	Chidambaram	1	22	1	50
9 Municipal High School	Erode	1	25	1	50
10 K.G.S. Nadar High School	Madras-21	1	26	1	50
11 Board High School	Walajabad	1	27	1	50
12 Board High School	Pothanur	1	35	1	50
13 S.S.V. High School	Kodumudi	1	36	1	50
14 Board High School	Uttukuli	1	37	1	50

15	Board High School	Thittagudi	1	39	1	50
16	Santhome High School	Madras-4	1	44	1	50
17	R.B.C.C.C. High School	Perambur	1	45	1	50
18	S. S. High School	Arni	1	46	1	50
19	Board High School	Ponnagaram	1	47	1	50
20	Nirmala High School	Kulathur	1	50	1	50
21	Lawrence School (Public School)	Lovedale (The Nilgiris)	1	..	1	50
										25	25	1,250	
2	Madras Naval Unit N.C.C., Madurai—												
22	C.S.M. High School	Tiruchirappalli	1	7	1	50
23	E. R. High School	Do.	1	8	1	50
24	National College High School	Do.	1		1	50
25	Board High School	Kivalur	1	10	1	50
26	C.S.I. High School	Nagapattinam	1	12	1	50
27	Board High School	Nannilam	1	14	1	50
28	Board High School	Tiruvarur	1	15	1	50
29	St. Joseph's College High School	Tiruchirappalli	1	18	1	50
30	K. M. High School	Adirampattinam	1	19	1	50
31	Mukkulathar High School	Tiruverumbur	1	20	1	50
32	Government High School	Kodaikanal	1	28	1	50
33	C.A.M. High School	Kandanur	1	31	1	50
34	National High School	Nagore	1	39	1	50
35	S. R. High School	Tiruvaiyaru	1	40	1	50
36	Board High School	Vedaranyam	1	41	1	50
37	Board High School	Papanasam	1	42	1	50
38	St. Joseph's College High School	Tiruchirappalli	1	43	1	50
39	Board High School	Modakkurichi	1	48	1	50
40	Board High School	Natham	1	49	1	50
41	Board High School	Sholavandan	1	50	1	50
42	N. S. High School	Theni	1	51	1	50
43	Blake High School	Thanjavur	1	55	1	50
										22	22	1,100	

Affiliation of Junior Division Troops—Naval Wing—cont.

Serial number and name of High School. (1)	Location. (2)	Strength.			
		Number of Troops. (3)	Troop number. (4)	Officers. (5)	Cadets. (6)
3. Madras Naval Unit N.C.C., Tuticorin—					
44 S.M.S.M. High School	Suchindram	1	23	1	50
45 The High School	Colachel	1	24	1	50
46 A. V. High School	Sattur	1	29	1	50
47 P.M.M. Nadar High School	Thalavaipuram	1	30	1	50
48 Caldwell High School	Tuticorin	1	32	1	50
49 Board High School	Veerasingamani	1	33	1	50
50 Board High School	Gangaikondan	1	34	1	50
51 Carmel High School	Kottar	1	52	1	50
52 Pope Memorial High School	Sawyerpuram	1	54	1	50
JUNIOR DIVISION TROOPS—AIR WING.					
1. Madras Air Squadron—					
1 Sri Ramakrishna Mission High School	Madras-17	1	1	1	50
2 Dovton Corries Boys High School.. .. .	Vepery	1	2	1	50
3 St. Bedi's High School	Santhome	1	3	1	50
4 St. Mary's High School	Madras-1	1	4	1	50
5 St. Patrick High School	Madras-20	1	5	1	50
6 Madras Christian College High School	Madras-31	1	8	1	50
7 Government Muslim High School	Vellore	1	20	1	50
8 Don Bosco High School	Katpadi	1	21	1	50
9 Board High School	Jalarpet	1	22	1	50
10 Board High School	Poonamallee	1	26	1	50
11 Board High School	Kaveripauk	1	27	1	50
12 Board High School	Kunrathur	1	31	1	50
13 Corporation High School	Saidapet	1	32	1	50
14 Corley High School	Tambaram	1	34	1	50
15 St. Ann's High School	Tindivanam	1	36	1	50

16 M. M. High School	St. Thomas Mount	1	41	1	50
17 Raja Muthiah High School..	Madras-28	1	42	1	50
18 Government High School	West Mambalam	1	47	1	50
19 Wesley High School..	Madras-14	1	51	1	50
20 Board High School	Arani	1	52	1	50
21 Board High School	Kovur	1	53	1	50
22 Board High School	Kadambathur	1	54	1	50
23 Board High School	Sankarapuram	1	72	1	50
24 St. Andrew's High School	Arkonam	1	73	1	50
25 Sri Rajeswari Vedachalam High School	Chingleput	1	74	1	50
2. Madras Air Squadron N.C.C., Coimbatore—											
26 Stanes High School	Coimbatore	1	7	1	50
27 Main High School	Do.	1	9	1	50
28 Municipal High School	Coonoor	1	13	1	50
29 R. K. Shree Rangammal High School	Coimbatore	1	17	1	50
30 S.N.R.V. High School	Lakshminaickenpalayam	1	18	1	50
31 Mahajana High School	Erode	1	19	1	50
32 Pavadi Municipal High School	Salem	1	24	1	50
33 Board High School	Habbathalai	1	25	1	50
34 Nanjappa High School	Tiruppur	1	28	1	50
35 Board High School.	Vellakoil	1	38	1	50
36 Board High School	Palladam	1	49	1	50
37 Bishop Upagaraswamy High School	Tiruppur	1	50	1	50
38 S.B.K.V. High School	R. S. Puram	1	59	1	50
39 M. M. High School	Kotti	1	60	1	50
40 Board High School	Vettaikaranpudur	1	75	1	50
41 Lawrence School	Lovedale, Nilgiris	1	..	1	50
B. Madras Air Squardron N.C.C.—											
42 St. Mary's High School	Dindigul	1	6	1	50
43 National High School	Mayuram	1	10	1	50
44 Board High School	Perambalur	1	11	1	50

Affiliation of Junior Division Troops—Air Wing—*con.*

Serial number and name of High School. (1)	Location. (2)	Strength.			
		Number of Troops. (3)	Troop number. (4)	Officers. (5)	Cadets. (6)
45 R. C. High School	Tiruchirappalli	1	12	1	50
46 Zamindar's High School	Turaiyoor	1	14	1	50
47 Sri Brahadambal Government High School	Pudukottai	1	15	1	50
48 S. S. Subbajiah Nadar Municipal High School	Virudhunagar	1	16	1	50
49 Mukulathar High School	(Tiruchirappalli) Tiruverambur.	1	23	1	50
50 Government High School	Bhuthapandy	1	20	1	50
51 Board High School	Sippiparai	1	30	1	50
52 Municipal High School	Dindigul	1	33	1	50
53 Kshatriya Vidyasala High School	Virudhunagar	1	35	1	50
54 G. S. Hindu High School	Srivilliputhur	1	37	1	50
55 Board High School	Manapparai	1	39	1	50
56 Board High School	Aravakurichi	1	40	1	50
57 Board High School	Thirumayam	1	43	1	50
58 Board High School	Alangudi	1	44	1	50
59 Madurai Pillaimar Sangam High School	Sammattipuram	1	45	1	50
60 Sri Krishna Iyer High School	Chinnamanur	1	46	1	50
61 Board High School	Cheranmahadevi	1	48	1	50
62 G. S. I. High School	Dindigul	1	55	1	50
63 Sri V. V. High School	Venkatachalapuram	1	56	1	50
64 Thiagaraja High School	Vasanthanagar.. .. .	1	57	1	50
65 Board High School	Pannaikadu	1	58	1	50
66 Board High School	Mettupalayam	1	61	1	50
67 Board High School	Jayakondacholapuram	1	62	1	50
68 Sacred Heart High School	Ponmalaipatti	1	63	1	50
69 Ponniah High School	Tiruchirappalli	1	64	1	50

264A-24-17

70	Dalmia High School	Dalmiapuram	1	65	1	50
71	Government High School	Karungal	1	66	1	50
72	Government High School	Kulasekaram	1	67	1	50
73	Government High School	Kottaram	1	68	1	50
74	S.H.W.V. High School	Sivakasi	1	69	1	50
75	Board High School	Tenkasi	1	70	1	50
76	T. V. A. Nadar High School	Perilovenpatty..	1	71	1	50
77	Board High School	Manapparai	1	76	1	50
78	Board High School	Keeranur	1	77	1	50
79	Commption High School	Tiruchirappalli	1	78	1	50

Training Camps—Senior/Junior Division during 1964-65.

Place of Camp. (1)	Duration of the Camp. (2)	Officers. (3)	Cadets. (4)
Senior Division—			
1 Saidapet (Madras)	27th December 1964 to 5th January 1965 ..	8	335
2 Chettinad	Do.	6	474
3 Redhills	Do.	4	335
4 Perundurai	Do.	13	820
5 Vikramasingapuram	Do.	9	688
6 Chidambaram	25th December 1964 to 5th January 1965 ..	5	373
7 Mayuram	24th December 1964 to 2nd January 1965 ..	8	861
8 Karaikudi	27th December 1964 to 5th January 1965 ..	5	396
9 Ponneri	Do.	6	460
10 Redhills	Do.	5	382
11 Redhills	Do.	3	158
12 Annamalainagar	25th December 1964 to 3rd January 1965 ..	6	600
13 Pollachi	13th to 22nd January 1964	7	946
14 Peelamedu	25th December 1964 to 3rd January 1965 ..	8	626
15 Nazareth	27th December 1964 to 5th January 1965 ..	9	554
16 Poonamallee	Do.	10	572
17 Pallavaram	Do.	6	512
18 Poondi	Do.	13	731
19 Attur	Do.	7	517
20 Thevara (Cochin)	20th December 1964 to 2nd January 1965 (Naval).	8	424
21 Meenambakkam	27th December 1964 to 9th January 1965 (Air).	3	359
Junior Division—			
22 Ponneri	21st to 30th September 1964	13	551
23 Chidambaram	Do.	31	1,095
24 Avadi	25th September to 4th October 1964	15	500
25 Thuckalay	21st to 30th September 1964	19	696
26 Palani	Do.	23	1,040
27 Ambasamudram	Do.	19	761
28 Devakottai	Do.	25	996
29 R.S. Param	Do.	23	740
30 Pollachi	Do.	28	796
31 Mettur Dam	Do.	12	590
Girls—			
32 Tiruvidaimarudur	Do.	7	322
33 Thondamuthur	Do.	9	440

Training Camps—Senior/Junior Division—during 1964-65—cont.

Place of Camp. (1)	Duration of the Camp. (2)	Officers. (3)	Cadets. (4)
Naval—			
34 Cuddalore	21st to 30th September 1964	21	800
35 Madurai	Do.	22	697
36 Tuticorin	Do.	9	300
37 Adyar	Do.	20	652
38 Lakshminaikampalayam ..	Do.	14	497

Statistics—Certificate Examinations—Army Wing 1964–65 N.C.C. Directorate Madras and Pondicherry.

Month during which Examination was held. (1)	Certificate "A"—I.		Certificate "A"—II.		Certificate "B".		Certificate "C".		O.T.U.		Total.	
	Appeared. (2)	Passed. (3)	Appeared. (4)	Passed. (5)	Appeared. (6)	Passed. (7)	Appeared. (8)	Passed. (9)	Appeared. (10)	Passed. (11)	Appeared. (12)	Passed. (13)
April 1964
May 1964	237	212	36	25	273	237
June 1964	1	1	1	1
July 1964
August 1964	162	31	4	2	166	33
September 1964
October 1964	66	54	38	30	1	1	105	85
November 1964	570	436	356	293	926	729
December 1964
January 1965	231	198	152	92	383	290
February 1965
March 1965
Total ..	867	688	546	415	399	243	41	28	1	1	1,854	1,375

Statistics—Certificate Examinations—Army Wing 1964-65—cont.
Girls Division

Month during which Examination was held. (1)	Certificate "A"—I.		Certificate "J"—II.		Certificate "G"—I.		Certificate "O"—II.				Total.	
	Appeared. (2)	Passed. (3)	Appeared. (4)	Passed. (5)	Appeared. (6)	Passed. (7)	Appeared. (8)	Passed. (9)	Appeared. (10)	Passed. (11)	Appeared. (12)	Passed. (13)
September 1964	61	58	61	58
November 1964	40	33	104	95	144	128
December 1964	87	77	87	77
January 1965	2	2	11	10	13	12
Total ..	129	112	115	105	61	58	305	275

Statistics—Certificates Examinations—Air Wing 1964-65.

Serial number and Unit. (1)	Certificate "B".		Certificate "C".		Certificate "A"—I.		Certificate "A"—II.		Total.	
	Appeared. (2)	Passed. (3)	Appeared. (4)	Passed. (5)	Appeared. (6)	Passed. (7)	Appeared. (8)	Passed. (9)	Appeared. (10)	Passed. (11)
1. 1 (M) Air Squadron	51	28	33	21	676	503	284	192	1,044	744
2. 2 (M) Air Squadron	67	2	37	..	348	10	193	12	645	24
3. 3 (M) Air Squadron
Total ..	118	30	70	21	1,024	513	477	204	1,689	763

List of Institutions of Higher Learning located in the State of Madras—Started during 1964-65.

Name of the institutions. (1)	Meant for men/women. (2)	Management. (3)	Name of the affiliating University if any. (4)	Degree/Diploma/Certificate for which institution was provided. (5)
II. COLLEGES FOR GENERAL EDUCATION.				
<i>(a) For Men.</i>				
1 Dwarkadoss Goverdhan Dass Vaishnav College, Madras	Both	Private	Madras	Pre-University, B.Sc.,
2 Government Arts College, Cuddalore (N. T.)	Men	Government	Do.	Pre-University.
3 Sri Ramakrishna Mission Arts College, Perianaickenpalayam, Coimbatore.	Do. -- --	Private	Do.	Do.
4 G.T.N. Arts College, Dindigul	Do.	Do.	Do.	Do.
5 Government Thirumagal Mills, College, Gudiyatham.	Do.	Government	Do.	Do.
6 Government Arts College, Krishnagiri, Salem District.	Do.	Do.	Do.	Do.
7 Christian College, Marthandam	Do. -- --	Private	Do.	Do.
8 Lakshmpuram Arts College, Neyyoor, Kanyakumari District.	Do.	Do.	Do.	Do.
9 Poombuhar College of Oriental Culture, Melayur Post.	Do.	Do.	Do.	B.A.
<i>(b) For Women.</i>				
1 Government Arts College for Women, Madras-1 ..	Women	Government	Madras	Pre-University.
2 Sri Parasakthi Arts College for Women, Courtallam.	Do.	Private	Do.	Do.
III. COLLEGES FOR PROFESSIONAL EDUCATION.				
<i>(ii) Engineering.</i>				
1 Regional Engineering, Tiruchirappalli	Men	Government	Madras	Civil, B. E. (Mechanical and Electrical).
<i>(iii) Medicine.</i>				
1 College of Indian Medicine (now located at Palayamcottai), Tirunelveli District.	Both	Government	Do.	B. I. M.

ANNEXURE VI.

List of Institutions of Higher Learning in the State of Madras.

Name of the institutions. (1)	Meant for men/women. (2)	Management. (3)	Name of the affiliating University, if any. (4)	Degree/Diploma/Certificate for which instruction was provided. (5)
I. UNIVERSITIES.				
1 University of Madras	Both	Private	Madras University, Madras.	<p><i>M. Sc. (by Examination)</i> in Mathematics, Physics, Organic Chemistry, Bio-Chemistry, Botany, Geology and Zoology.</p> <p><i>Ph. D. (by research)</i> Mathematics, Statistics, Physics, Chemistry, Botany, Zoology, Geology and Technology.</p> <p>B. T. & C.P. (Bachelor of Town and Country Planning) <i>B. Sc. (Technical)</i> in Chemical Engineering, Textile and Leather Technology. B.Arch. (Bachelor of Architecture).</p> <p><i>Ph. D.</i> History, Economics, Politics, Geography, Philosophy, Psychology, Anthropology, Sanskrit, Tamil, Kannada, Malayalam, Hindi, Indian Music, Archaeology.</p> <p><i>Library Science Course</i>—Bachelor of Library Science.</p> <p><i>Diploma Course</i>—in Economics, Management Studies, (a) Business Management, (b) Industrial Management, Politics and Public Administration, Statistics, Anthropology, Indian Music, French, German and Russian, Geography and Journalism. <i>Certificate Course</i> in Anthropology, French, German, Russian and Librarianship.</p>
II. COLLEGES FOR GENERAL EDUCATION.				
(a) For Men (48).				
1 Presidency College, Madras	Both	Government	Madras	B.A., B.Sc., M.A., M.Sc., Research.
2 Government Arts College, Mount Road, Madras	Do.	Do.	Do.	Pre-University, B.A. and B.Sc.
3 Government Arts College, Kumbakonam	Do.	Do.	Do.	Do.
4 Rajah's College, Pudukkottai	Do.	Do.	Do.	Pre-University, B.A., B.Sc. and B. Com.
5 Government Arts College, Coimbatore	Do.	Do.	Do.	Do.
6 Government College, Ootacamund	Do.	Do.	Do.	Pre-University, E.A., B.Sc.
7 Loyola College, Kodambakkam	Men	Private-Aided	Do.	Pre-University, B.A., B.Sc., B.Com., M.A., M.Fe., M.Com., M.A. (Social Work).
8 Pachaiappa's College, Chetpet, Madras	Both	Do.	Do.	Pre-University, B.A., B.Sc., B.Com., M.A., M.Sc., M. Com.

List of Institutions of Higher Learning in the State of Madras—cont.

Name of the institutions.	Meant for men/women.	Management.	Name of the affiliating University, if any.	Degree/Diploma/Certificate for which instruction was provided.
(1)	(2)	(3)	(4)	(5)
II. COLLEGES FOR GENERAL EDUCATION—cont. <i>(a) FOR MEN (48)—cont.</i>				
9 Vivekanantha College, Mylapore	Men	Private Aided ..	Madras	Pre-University, B.A., B.Sc., B.Com., M.A., M.Sc.
10 Sir Theazaraya College, Washermanpet, Madras ..	Both	Do.	Do.	Pre-University, B.A., B.Sc., I.M.B.B.S.
11 The New College, Madras	Men	Do.	Do.	Pre-University, B.A., B.Sc.
12 Agurchand Manmull Jain College, Madras	Do.	Do.	Do.	Pre-University, B.A., B.Sc., B.Com.
13 Madras Christian College, Tambaram	Both	Do.	Do.	Pre-University, B.A., B.Sc., M.A., M.Sc.
14 Pachaiyapp's College, Kancheepuram	Men	Do.	Do.	B.A., B.Sc., Pre-University.
15 Khadir Mohideen College, Adhirampattinam	Do.	Do.	Do.	Pre-University, B.A., B.Sc.
16 Rajah Serfoji Government College, Thanjavur	Do.	Government ..	Do.	Do.
17 Anbanathapuram Vagaira Charities College, Mayuram.	Do.	Private-Aided ..	Do.	Do.
18 St. Joseph's College, Tiruchirappalli	Do.	Do.	Do.	Pre-University, B.A., B.Sc., B.Com., M.A., M.Sc.
19 National College, Tiruchirappalli	Both	Do.	Do.	Do.
20 Jamal Mohammed College, Tiruchirappalli	Men	Do.	Do.	Do.
21 American College, Madurai	Both	Do.	Do.	Pre-University, B.A., B.Sc., B. Com., M.Sc.,
22 Madura College, Madurai	Do.	Do.	Do.	Do.
23 Thiagarajar College, Madurai	Do.	Do.	Do.	Pre-University, B.A. B.Sc., M.A., M.Sc.
24 Sri Palaniandavar College of Oriental Culture, Palani.	Men	Do.	Do.	B.A., (Oriental Culture.
25 V.H.N. Senthel Kumara Nadar College, Virudunager.	Do.	Do.	Do.	Pre-University, B.A., B.Sc., B.Com.
26 Rajah Doraisingam Memorial College, Sivaganga	Both	Do.	Do.	Pre-University, B.A., B.Sc.
27 Alagarba College, Karaikudi	Do.	Do.	Do.	Pre-University, B.A., B.Sc., B.Com., M.A., Tamil.
28 St. Xavier's College, Palayamcottai	Men	Do.	Do.	Pre-University, B.A., B.Sc.
29 St. John's College, Palayamcottai	Do.	Do.	Do.	Do.
30 M.D.T. Hindu College, Tirunelveli	Do.	Do.	Do.	Do.
31 Ayyah Nadar Janaki Ammal College, Sivakasi	Do.	Do.	Do.	Do.

264A-24-18

33	V.O.C. College, Tuticorin	Do,	Private-Aided	Do.	Pre-University, B.A., B.Sc., B.Com.
34	Pope's College, Sawyerpuram	Both	Private	Do.	Pre-University.
35	Sri Kumaragurupara Swamigal Arts College, Sri-vaikuntam.	Men	Private-Aided	Do.	Pre-University, B.A., B.Sc.
36	Voorhee's College, Vellore	Both	Do.	Do.	Do.
37	Islamiyah College, Vaniambadi	Men,	Do.	Do.	Pre-University, B.A., B.Sc., B.Com.
38	Sacred Heart College, Tirupattur	Do.	Do.	Do.	Pre-University, B.A., B.Sc.
39	Government College, Salem	Both	Government	Do.	Do.
40	Mandal Idayar Kandaswami College, Velur (Salem)	Do.	Private	Do.	Do.
41	Mahajana College, Erode	Men.	Private-Aided	Do.	Do.
42	P.S.G. Arts College (Aided), Coimbatore-14	Do.	Do.	Do.	Pre-University, B.A., B.Sc., M.A., M.Sc.
43	Nallamuthu Gounder Mahalingam College, Pollachi.	Do.	Do.	Do.	Pre-University, B.A., B.Sc.
44	Sri Pushpam College, Poondi	Do.	Do.	Do.	Do.
45	Haji Karutha Rowther Howthia College, Uthama palayam.	Do.	Do.	Do.	Do.
46	Scott Christian College, Nagercoil	Both	Do.	Do.	Do.
47	South Travancore Hindu College, Nagercoil	Do.	Do.	Do.	Pre-University, B.A., B.Sc., B.Com., M.A.
48	Palaniandavar Arts College, Palani	Men	Do.	Do.	Pre-University, B.A., B.Sc.
49	Paramakalyani Arts College, Palani	Do.	Do.	Do.	Pre-University, B.Sc.

(b) For Women (20).

1	Queen Mary's College, Madras	Women	Government	Madras	Pre-University, B.A., B.Sc., M.A., M.Sc., M.Sc. (Home Science).
2	Stella Maris College, Madras	Do.	Private-Aided	Do.	Pre-University, B.A., B.Sc., M.A. M.A., in Social work, and M.Sc.
3	Women's Christian College, Madras	Do.	Do.	Do.	Pre-University, B.A., B.Sc. (Home Science), M.Sc. (Home Science).
4	Ethiraj College, Madras	Do.	Do.	Do.	Pre-University, B.A., B.Sc.
5	Holy Cross College, Tiruchirappalli	Do.	Do.	Do.	Pre-University, B.A., B.Sc., M.A., M.Sc.
6	S.I.E.T. Women's College, Madras	Do.	Do.	Do.	Pre-University, B.A., B.Sc., M.Sc. (Home Science), I. M.B., B.S.
7	Seethalakshmi Ramaswami College, Tiruchirappalli.	Do.	Do.	Do.	Pre-University, B.A., B.Sc., B.Sc. (Home Science) M.Sc.
8	Lady Doak College, Madurai	Do.	Do.	Do.	Pre-University, B.A., B.Sc., M.A.
9	Government College for Women, Kumbakonam	Do.	Government	Do.	Pre-University, B.A.
10	P.S.G.R. Krishnammal College for Women Coimbatore.	Do.	Private-Aided	Do.	Pre-University, B.A., B.Sc.

List of Institutions of Higher Learning in the State of Madras—cont.

Name of the institutions.	Meant for men/women.	Management.	Name of the affiliating University, if any.	Degree/Diploma/Certificate for which instruction was provided.
(1)	(2)	(3)	(4)	(5)
II. COLLEGES FOR GENERAL EDUCATION—cont.				
<i>(b) For Women (26)—cont.</i>				
11 Fatima College, Madurai	Women	Private-Aided ..	Madras	Pre-University, B.A., B.Sc., B.Sc., (Home Science) and M.A.
12 Seethalakshmi Achi College for Women, Pallathur, Ramanathapuram district.	Do.	Private	Do.	Pre-University, B.A.
13 Sarah Tucker College, Palayamcottai	Do.	Private-Aided ..	Do.	Pre-University, B.A., B.Sc.
14 St. Mary's College, Tuticorin	Do.	Do.	Do.	Do.
15 Auxillium College, Katpadi	Do.	Do.	Do.	Do.
16 Nirmala College, Coimbatore	Do.	Do.	Do.	Do.
17 Avinashilingam Home Science College, Coimbatore.	Do.	Do.	Do.	Pre-University, B.A., B.Sc., M.Sc. (Home Science).
18 Sri G. V. G. Visalakshi College for Women, Udumalpet.	Do.	Do.	Do.	Pre-University, B.A., B.Sc.
19 Sri Sarada College for Women, Salem	Do.	Do.	Do.	Pre-University, B.A.
20 V.V.V. College for Women, Virudhunagar	Do.	Do.	Do.	Pre-University, B.A., B.Sc.
III. COLLEGES FOR PROFESSIONAL EDUCATION.				
<i>(i) Education.</i>				
<i>(a) For Men (12).</i>				
1 Teachers' College, Saidapet	Both	Government ..	Madras	B.T., Shortened B.T.
2 Government Training College, Pudukkottai	Men	Do.	Do.	Do.
3 Government Training College (Men), Komarapalayam.	Do.	Do.	Do.	B.T.
4 Government Training College, (Vellore) Katpadi Township.)	Do.	Private-Aided ..	Do.	Do.
5 Meston Training College, Royapettah, Madras	Do.	Do.	Do.	B.T., M.Ed.
6 Dr. Alagappa Chettiar Training College, Karaikudi.	Both.	Do.	Do.	B.T.
7 Thiagarajar College of Preceptors, Madurai	Do.	Do.	Do.	Do.
8 St. Xavier's Training College, Palayamcottai	Men	Do.	Do.	Do.
9 Sri Ramakrishna Mission Training College, Periapalayanpalayam.	Do.	Do.	Do.	B.T., M.Ed.

264A-24-18A

10	V.O.C. Training College, Tuticorin	Do.	Do.	Do.	Do.	Do.	B.T.
11	Government Basic Training College, Orathanad (Thanjavur district).	Do.	Government	Do.	Do.	Do.	Do.
12	N.V.K.S.D. Teachers' College, Attoor (P.O.) Martandam.	Do.	Private-Aided	Do.	Do.	Do.	Do.
(b) For Women (6)							
1	Lady Willingdon Training College, Madras	Women	Government	Madras	Do.	Do.	B.T.
2	St. Christopher's Training College, Vepery	Do.	Private-Aided	Do.	Do.	Do.	Do.
3	Government Training College for Women, Coimbatore.	Do.	Government	Do.	Do.	Do.	Do.
4	St. Ignatius Training College, Palayamkottai	Do.	Private-Aided	Do.	Do.	Do.	Do.
5	Stella Matina Training College, Madras	Do.	Do.	Do.	Do.	Do.	Do.
6	Annammal Training College Tuticorin	Do.	Private	Do.	Do.	Do.	Do.
(iii) Medicine.							
(a) For Men (7).							
1	Madras Medical College, Madras	Both	Government	Madras	Do.	Do.	M.B.,B.S., M.D., M.Sc., B.D.S., Lo., B.Pharm, and Diploma Course, D.Com. MR (T), D.A.D.O., D.Ortho, B.S.Sc., J.D.D.
2	Stanley Medical College, Royapuram, Madras	Do.	Do.	Do.	Do.	Do.	M.B.,B.S., M.D., M.S. Medicine, M.Sc. D.G.O. D.M.R.D.
3	Madurai Medical College, Madurai	Do.	Do.	Do.	Do.	Do.	M.B.,B.S., M.D., M.S., D.O., D.G.O., M.S.C., B. Pharm., D. Ch., D.A., D.M.R.D., D.L.O.
4	Christian Medical College, Vellore	Do.	Private	Do.	Do.	Do.	M.B.,B.S., M.D., M.S., Medicine: M.Sc. B.Sc., (Nursing), D.G.O., D.C.H., D.A., T.D.D., Diploma Course, D.C.P., D.L.O., D.Orth. D.M.R.D., D.M.R.T.
5	Kilpauk Medical College, Madras	Do.	Government	Do.	Do.	Do.	M.B.B.S.
6	Venkataramana Dispensary Ayurvedic College, Mylapore, Madras.	Men	Private-Unaided	Do.	Do.	Do.	Siromani (Ayurveda).
7	Thanjavur Medical College, Thanjavur	Both	Government	Do.	Do.	Do.	M.B. B.S.
8	Dhanvandri Medical College, Pondicherry	Do.	Do.	Do.	Do.	Do.	Do.
(iv) Veterinary (1).							
	Veterinary College, Vepery, Madras	Both	Government	Madras	Do.	Do.	B.V.Sc., M.V.Sc.
(v) Agriculture (1).							
1	Agricultural College, Coimbatore	Both	Government	Madras	Do.	Do.	B.Sc. (Ag.), M.Sc. (Ag.), Ph.D. Agricultural (by Research).
(vi) Forestry (1).							
1	Forest College, Coimbatore	Men	Central Government	Superior Forest Service Rangers.

List of Institutions of Higher Learning in the State of Madras—cont.

Name of the institutions.	Meant for men/women.	Management.	Name of the affiliating University, if any.	Degree/Diploma Certificate for which institution was provided.
(1)	(2)	(3)	(4)	(5)
III COLLEGES FOR PROFESSIONAL EDUCATION—cont.				
(vii) <i>Law</i> (1).				
1 Law College, Madras	Both	Government	Madras ..	F.L., B.L. P. G. Diploma Courses.
(viii) <i>Physical Education</i> (2).				
1 Y.M.C.A. College of Physical Education, Madras. ..	Both	Private-Aided	Madras ..	Diploma in Physical Education.
2 Alagappa College of Physical Education, Karaikudi.	Men	Do.	Do. ..	Do.
(IV) COLLEGES FOR SPECIAL EDUCATION.				
(a) <i>Music</i> (2).				
1 Central College for Karnatic Music, Adyar, Madras ..	Both	State Government.	Diploma in Music.
2 Kalakshtra, Adyar, Madras	Do.	Private-Aided	Do. ..	Sangita Siromani.
(b) <i>Oriental</i> (15).				
1 Sanskrit College and Swaminatha Sastry Vedantha-Pattasala, Mylapore, Madras.	Men	Private-aided	Madras ..	Siromani.
2 Sanskrit College of Sriperumbudur, Chingleput District.	Do.	Do.	Do. ..	Siromani, Vidwan.
3 Sri Ahobila Mutt Free Sanskrit College, Madurantakam	Do.	Private un-aided	Do. ..	Siromani.
4 Srimathi Sivagnana Balaya Swamigal Tamil College, Mailam, South Arcot.	Both	Private-aided	Do. ..	Vidwan.
5 Oriental College, Dharmapuram (via) Mayuram ..	Do.	Do.	Do. ..	Siromani, Vidwan.
6 Sri Kasivasi Swaminatha Swamigal Tamil Kalloori, Tiruppanandal, Thanjavur District.	Do.	Do.	Do. ..	Vidwan.
7 Rajah's College of Sanskrit and Tamil Studies, Tiruvaiyaru.	Men	District Board	Do. ..	Siromani, Vidwan.
8 Karanthai Pulavar Kalloori, Thanjavur	Both	Private-aided	Do. ..	Vidwan.
9 Ganesar Sentamil Kalloori, Melasivapuri, Pudukkottai.	Men	Do.	Do. ..	Do.
10 Rameswaram Devasthanam Pattasala, at Rameswaram, Madurai.	Do.	Private-unaided	Do. ..	Siromani, Vidwan.
11 Sentamil College, Madurai	Do.	Private-aided	Do. ..	Vidwan.
12 Jamia-Darus-Salem, Omerabad, North Arcot District	Do.	Do.	Do. ..	Afzal-ul-Ulama, Munshi-i-Fasil.
13 Sree Santhalingam Swamigal Tamil Kalloori, Perur.	Do.	Do.	Do. ..	Vidwan.
14 Bakiyatussahat Arabic College, Vellore	Do.	Private-unaided	Do. ..	Afzal-ul-Ulama, Munshi-i-Fasil.
15 Madrasa Jamalia, Madras	Do.	Private	Do. ..	Afzal-ul-Ulama.

1 Madras Medical College, Park Town, Madras-3

Both for Men & Women.

Run by State Government.

University of Madras.

The following Courses are conducted in the Madras Medical College.—

Undergraduate Course (University)—

- (i) M.B.B.S.
 - (ii) B.D.S.
 - (iii) B. Pharm
- } Degree.

Post-Graduate Course (University)—(a) Degree courses.

- (i) M.D. (General Medicine).
- (ii) M.D. (Radiology).
- (iii) M.D. (Paediatrics).
- (iv) M.D. (Midwifery).
- (v) M.D. (Bacteriology).
- (vi) M.D. (Pathology).
- (vii) M.S. (General Surgery).
- (viii) M.S. (E.N.T.).
- (ix) M.S. (Gynaecology).
- (x) M.S. (Ophthalmology).
- (xi) M.S. (Orthopaedic Surgery).
- (xii) M.S. (Neuro Surgery).
- (xiii) M.S. (Thoracic Surgery).
- (xiv) B.S.Sc.

(b) Diploma Courses—

- (xv) D.X.C.O.
- (xvi) D.C.H.
- (xvii) D.V.
- (xviii) D.ortho.
- (xix) D.O.
- (xx) D.L.O.
- (xxi) D.A.
- (xxii) T.D.D.
- (xxiii) D.M.R. (D).
- (xxiv) D.M.R (T).

List of Institutions of Higher Learning in the State of Madras—cont.

Name of the institutions.	Meant for men/women.	Management.	Name of the affiliating University if any.	Degree/Diploma Certificates for which institutions was provided.
(1)	(2)	3)	(4)	(5)
2 Stanley Medical College, Madras	Both for Men and Women.	State Government of Madras.	University of Madras.	<p>(xxv) Diploma in Griminology Forensic Science. (xxvi) M.C.P. Government Examinations.— (i) Diploma in Pharmacy Diploma Course. (ii) Sanitary Inspector's course Certificate. (iii) C.R.A. Certificate. (iv) D.R.A. Certificate. (v) D.M. and C.H. Certificate.</p> <p>1 M.B.B.S. 2 M.D. Branch I General Medicine. 3 M.S. Branch I General Surgery. 4 Ph.D., in Anatomy. 5 M.Sc., in Anatomy. 6 M.Sc., in Pathology. 7 M.Sc., in Pharmalogy. 8 M.Sc., in Physiology. 9 D.G.O. 10 D.M.R.D. 11 D.C.H. Non-affiliated non-University Course. Sanitary Inspector's Certificate Course.</p>
9 Government Kilpauk Medical College, Madras	Both	State Government.	Do.	M.B.B.S. Degree.

List of Institutions of Higher Teaching located in the State of Madras, Madurai Medical College, Madurai 1964-65.

Name of the institutions.	Meant for men/women.	Management.	Name of the affiliating University, if any.	Degree/Diploma Certificate for which institutions was provided.
(1)	(2)	(3)	(4)	(5)
4 Madurai Medical College, Madurai	Both Men and Women.	Government of Madras.	University of Madras, Madras-5.	<p>1 <i>Post-Graduate Degree</i>.—</p> <p>1 M.D. Branch I—General Medicine.</p> <p>2 M.S. Branch I—General Surgery.</p> <p>3 M.Sc. (Anatomy).</p> <p>2 <i>Post-Graduate Diploma</i>.—</p> <p>1 D.G.O.</p> <p>2 D.C.H.</p> <p>3 D.L.O.</p> <p>4 D.A.</p> <p>5 D.O.</p> <p>6 D.M.R. (D).</p> <p>3 <i>Under Graduate Degree</i>.—</p> <p>1 M.B.B.S.</p> <p>2 B. Pharmacy.</p> <p>4 <i>Diploma</i>.—</p> <p>1 Diploma in Pharmacy.</p> <p>5 <i>Certificates</i>.—</p> <p>1 Certified Radiological Assistants Course.</p> <p>2 Sanitary Inspectors' Course.</p> <p>3 Certified Laboratory Technicians' Course.</p>
5 Thanjavur Medical College, Thanjavur	For Men and Women.	Government of Madras.	Madras	M.B.B.S. Degree Course.
6 Government College of Indian Systems of Medicine, Palayamcottai, Tirunelveli-2.	Do.	Government	University of Madras.	B.I.M. (Degree) Bachelor of Indian Medicine.
7 Medical College, Chingleput	Do.	State Government.	Madras University.	Condensed M.B.B.S. Course.
8 Christian Medical College, Vellore-2, North Arcot District.	Both Men and Women.	Christian Medical College Association.	Do.	M.B.B.S. (60 candidates).

List of Institutions of Higher Learning located in the State of Madras—cont.

Name of the institutions.	Meant for men/women.	Management.	Name of the affiliating University, if any.	Degree/Diploma Certificate for which institution was provided.
(1)	(2)	(3)	(4)	(5)
				<p><i>M.D.</i></p> <p>Branch I Medicine (4 candidates).</p> <p>Branch III A. Pathology (2 candidates).</p> <p>Pediatrica (3 candidates).</p> <p><i>M.S.</i></p> <p>General Surgery (4 candidates).</p> <p>Neuro Surgery (2 candidates).</p> <p>Thoracic Surgery (2 candidates).</p> <p><i>Diploma.—</i></p> <p>D.G.O. (4 candidates).</p> <p>D.C.M. (6 candidates).</p> <p>D.A. (6 candidates).</p> <p>D.C.P. (3 candidates).</p> <p>D.L.O. (2 candidates).</p> <p>D. Orth. (2 candidates).</p> <p>T.D.D. (12 candidates).</p> <p>D.M.R.D. and D.M.R.T. (6 candidates).</p> <p><i>M.Sc.</i>, Faculty of Medicine in Anatomy.</p> <p>Physiology and Pharmacology for Science graduates.</p> <p>(2 candidates of each).</p>
9 The Venkataramana Dispensary and Ayurvedic College, Mylapore, Madras-4.	Both	Committee consisted of 5 members.	University of Madras	<p>1 Ayurveda Siromani under Oriental Titles of University of Madras.</p> <p>2 "Vaidya Visarada" Diploma awarded by the Institution and approved by the Central Board of Indigenous Medicine, Madras.</p>
10 Engineering College, Guindy	Both	Government	Do.	<p>B.E. (Civil, Mechanical, Electric Mining and Metallurgy and Tele-Communication), M.Sc., Public Health Engineering, Advanced Hydraulics and Dam Construction, Irrigation Engineering, Electrical, Machine Design, Structural Engineering, Soil Mechanics and Foundation Engineering, Internal Combustion Engineering.</p>

11 Government College of Technology, Coimbatore ..	Do.	..	Do.	..	Do.	..	B.E. (Civil, Mechanical and Electrical).
12 Alagappa Chettiar's College of Engineering and Technology, Karaikudi.	Men	..	Private-Aided	..	Do.	..	Do.
13 P.S.G. and Sons' Charities College of Technology, Peelamedu.	Do.	..	Do.	..	Do.	..	B.E. (Civil, Mechanical and Electrical), M.Sc., Electrical, Machine Design, Production Engineering Power System, Structural Engineering.
14 Coimbatore Institute of Technology, Coimbatore ..	Do.	..	Do.	..	Do.	..	B.E. (Civil, Mechanical and Electrical) (Sandwich polytechnic) B. Tech. in Chemical Engineering, M. Sc. Electrical Engineering.
15 Thiagarajar College of Engineering, Madurai	Do.	..	Do.	..	Do.	..	B.E. (Civil, Mechanical and Electrical).
16 Madras Institute of Technology, Chromepet ..	Do.	..	Do.	..	Do.	..	Diploma in Engineering.
17 Indian Institute of Technology, Guindy ..	Do.	..	Central Government.	..	Do.	..	Degree in Technology.
18 Regional Engineering College, Tiruchirappalli-15.	Do.	..	Do.	..	Madras	..	B.E. (Civil, Mechanical and Electrical).
II. Engineering (8).							
19 Engineering College Guindy, Madras ..	Both	..	Government	..	Do.	..	<i>B.E. Degree (Five-year integrated) course—Civil, Mechanical, Electrical, Electronics and Communication Engineering and Mining.</i> <i>Three-year B.E. Degree course (for B.Sc. Degree Holders).</i> Civil, Mechanical, Electrical, Electronics and Communication. <i>M.Sc. Degree Course.—Structural Engineering Hydraulic Engineering, Soil Mechanics and Foundation Engineering, Public Health Engineering, Heat Power Engineering, Production Engineering, Power System Engineering, High Voltage Engineering, Electronics and Communication Engineering.</i>
20 Government College of Technology, Coimbatore ..	Men	..	Do.	..	Do.	..	<i>B.E. Degree (Five-year integrated Course. Civil, Electrical and Mechanical.</i> <i>Three-year B.E. Degree Course (for B.Sc. Degree Holders).</i> Civil, Electrical and Mechanical.
21 Alagappa Chettiar College of Engineering and Technology, Karaikudi.	Do.	..	Private-Aided	..	Do.	..	<i>B.E. Degree (Five-year integrated) Course—Civil, Electrical and Mechanical.</i>
22 P.S.G. College of Technology, Coimbatore ..	Do.	..	Do.	..	Do.	..	Do. <i>Three-year B.E. Degree Course.—Civil Electrical and Mechanical.</i> <i>for B.Sc. Degree course.</i> <i>M.Sc. Degree Course.—Power System (Electrical).</i> Machine Design (Mechanical) Structural Engineering (Civil).

List of Institutions of Higher Learning in the State of Madras—cont.

Name of the institutions.	Meant for men/women.	Management.	Name of the affiliating University if any.	Degree/Diploma Certificate for which institution was provided.
(1)	(2)	(3)	(4)	(5)
23 Coimbatore Institute of Technology, Coimbatore ..	Men	Private-Aided ..	Madras	B.E. Degree (Five year integrated Course.—Civil, Electrical and Mechanical.
24 Thiagarajar College of Engineering, Madurai ..	Do.	Do.	Do.	Do.
25 Madras Institute of Technology, Chromepet, Madras-44.	Men and Women ..	Do.	Nil.	Diploma awarded by the Institute in the respective subjects in recognised by the Central and the State Governments as equivalent to Engineering degree of the Indian Universities. The Madras University and the Indian Institute of Science, Bangalore have also recognised the diploma awarded in the following subjects for admission to Post-Graduate Courses. (i) Aeronautical Engineering. (ii) Automobile Engineering. (iii) Electronics Engineering. (iv) Instrument Technology.
26 Annamalai University	Both	Private	Annamalai University, Annamalai-Nagar.	Pre-University, Three Year, B.A., B.Sc., B.Com., B.O.L., B.Music, M.A.; M.Sc., M.Com., M.O.L., B.Ed., M.Ed., B.E., B.E. (Chem), M.Sc. Engg.), M.E. (Chem). B.Sc. (Ag), M.Sc. (Ag), Degree, Pulavar, Vidwan, Siromani, Sangitha Bhushana Titles, Diploma in Teaching Tamil or Sanskrit, Diploma in Drawing and Painting, Certificate in Linguistics, Certificates in Languages Telugu, Malayalam, Tamil, Hindi, Bangali, Kannada and Sanskrit. Certificate in Librarianship certificate in Spoken English, Certificate in Tamil Music, Diploma in German Certificate in French Certificate in German, Certificate course in Audio Visual Education.
27 Agricultural College, Coimbatore	Both	Government ..	Madras	B.Sc. (Ag), M.Sc. (Ag), Ph.D. Agricultural (By research).
28 Law College, Madras	Both	Do.	Do.	F.L., B.L., P.G., Diploma course.
29 Veterinary College, Vepery, Madras	Both	Do.	Do.	B.V.Sc., M.V.Sc.
30 Southern Forest Ranger's College, Coimbatore ..	Men	Central Government	Nil	Certificate course for rangers.
31 Central College of Karnatic Music Adyar, Madras.	Both	(iv) Colleges for Special Education (a) Music. State Institution (Government of Madras).	Government of Madras.	1 Sangeetha Vidwan Title Course. 2 Technical Teachers' Certificate course in Music (Pedagogy course (One year). 3 Vadya Visharada Certificate courses in Nageswaram and Thavul (3 years). (The schemes of Examination for these courses are yet to be finalised.)

ANNEXURE VII.—State Educational Service.

Consolidated Statement showing the number of posts in the State Education Service for 1964-65.

(1)	Total number of posts.*			Number of posts filled up by									Number of posts vacant or held in abeyance included in column (2) (4).			
				Direct recruitment.			Promoted Officers.			Officiating arrangements.						
	Class I.	Class II and others.	Total.	Class I.	Class II and others.	Total.	Class I.	Class II and others.	Total.	Class I.	Class II and others.	Total.	Class I.	Class II and others.	Total.	
(2)	(3)	(4)	(5)	(6)	(7)	(8)	(9)	(10)	(11)	(12)	(13)	(14)	(15)	(16)		
Direction	Men	9	11	20	2	2	5	7	7	14	1	1
	Women
	All persons	9	11	20	2	2	5	7	7	14	1	1
Inspection	Men	4	50	54	..	5	5	4	..	4	..	44	44	..	1	1
	Women	7	7	..	2	2	..	1	1	..	4	4
	All persons	4	57	61	..	7	7	4	1	5	..	48	48	..	1	1
Teaching. Collegiate	Men	110	213	323	15	17	32	44	150	194	4	8	12	47	38	85
	Women	4	37	41	4	37	41
	All persons	114	250	364	15	17	32	48	187	235	4	8	12	47	38	85
Schools	Men	19	19	2	2	..	16	16
	Women	12	12	1	1	..	11	11
	All persons	31	31	4	4	..	27	27
Others	Men	25	77	112	..	16	16	..	2	2	2	..	2	22	59	91
	Women
	All persons	25	77	112	..	16	16	..	2	2	2	..	2	22	59	91
Total	Men	189	370	559	17	41	58	55	162	217	7	68	75	79	99	178
	Women	4	56	60	..	2	2	4	39	43	..	15	15
	All persons	193	426	619	17	43	60	59	201	260	7	83	90	79	99	178

* Sanctioned posts.

F.N.—The posts shown above include the posts under the control of the Director of School Education, Collegiate Education, Technical Education and Harijan Welfare.

20A-24A-19A

147

ANNEXURE VIII.

State Educational Directorate and Inspectorate, 1964-65.

Designation of staff.	Number of Posts.			Prescribed minimum educational qualifications.	Scale of pay.	Duties.
	Gazetted.					
	Class I.	Class II.	Non-Gazetted.			
(1)	(2)	(3)	(4)	(5)	(6)	(7)
				MEN'S BRANCH.	RS.	
1 Director of Public Instruction; Commissioner for Government Examinations and Director of Public Libraries.	1	Promotion from the Categories of Divisional Inspectors, Deputy Directors of Public Instruction, Principal, Teachers' College, Saidapet, Principal, Presidency College and Principals of Arts and Training Colleges and Principals, Colleges of Engineering in the Madras Educational Service.	1,500-50-1,800	Head of the Education Department in the State is also the Commissioner for Government Examinations and Director of Public Libraries.
Joint Directors of Public Instruction.	2	Same as for 1	1,100-50-1,300	Joint Director of Public Instruction (Text Books) assists the Director in matter relating to departmental publications of Text books, Aided colleges, Anglo-Indian schools, etc. Joint Director of Public Instruction (Personnel) is vested with powers of appointment, punishment etc., in respect of large number of non-gazetted posts in the Department. Joint Directors assist Director of Public Instruction in the administrations of the Department.
3 Deputy Directors of Public Instruction.	3	Transfer from Divisional Inspectors of Schools, Principal, Teachers' College, Saidapet or promotion from Principals of Government Training Colleges, District Educational Officers, etc., in the Administrative section.	700-50-1,100	Assists the Director of Public Instruction in the Administration of the Department in the matters relating to (1) Finance, Secondary Education, etc. (2) Training schools, Basic Education, Elementary Education, etc. (3) Madras English Language Teaching Campaign.
4 Deputy Director of Technical Education.	1	Ad hoc Rules not yet framed ..	1,100-50-1,300 plus special pay of Rs. 100 p.m.	Administration.
5 Assistant Director of Technical Education.	3	Category of Professor	800-40-1,000 plus special pay of Rs. 50 p.m.	Do.
6 Technical Assistants	3	As for Lecturers in Engineering subjects in the Madras Educational Service in the Government Engineering Colleges.	350-25-850	Stock verification Inspection of Polytechnics, etc.

7 Deputy Commissioner for Government Examinations.	1	Transfer from Divisional Inspectors of schools or promotion from District Educational Officers etc. in the Administrative sections (as in item 3 above).	700-50-1,100	Assist the Commissioner for Government Examinations in the conduct S.S.L.C., T.S.L.C. and Government Technical Examinations.
8 Personal Assistant and Additional and Personal Assistant Director of Public Instruction.	..	2	..	A first or second class Hons. M.A., with teaching Degree if required direct or a University degree with a teaching degree for recruitment by transfer.	300-25-800	Assist the Director of Public Instruction in the administration of the Department in Special Education and other miscellaneous subjects.
9 Special Officer for Libraries and Adult Education.	..	1	..	Transfer from the category of District Educational Officers.	300-25-800	Assists the Director of Public Instruction in the administration of matters relating to Social (Adult) Education, Public Libraries, etc. in the Department.
10 Technical Education Officers.	..	1	..	B.E. degree in Mechanical Engineering and Practical Experience for not less than 4 years and teaching experience for not less than one year.	350-25-850	Assists the Directors of Public Instruction in the Administration of the Department in regard to diversified courses of Secondary Schools.
11 Special Officer for Audio Visual Education.	..	1	..	(i) I or II class M.A., or Hons. degree in a Science Subjects Or a degree in Science subjects (for requirement by transfer). (ii) A degree in Teaching. (iii) Should have undergone a course of training in audio Visual Education. Or should have experience on the use of Audio Visual Aids.	300-25-800	Assists the Director of Public Instruction in the Administration of the Department in regard to Audio Visual Education In charge of Educational Film Library.
12 Special Officer for the Publication of Text Books.	..	1	..	A first or Second class degree of M.A., or Hons. of the Madras or Anna-malai University.	350-650 special pay of Rs. 50.	Assists the Director in the preparation and Publication of Elementary School Text Books.
13 Special Officer for School Meals.	..	1	..	As per item No. 8	300-25-800 special pay Rs. 100 car allowance Rs. 100.	To assist the Director of Public Instruction in the administration of School Meals Programme in the State.
14 Secretary to Commissioner for Government Examinations.	..	1	..	As per item No. 8	300-25-800	Assists the Commissioner for Government Examinations in conducting all Government Public Examinations relating to the Education Department.
15 Divisional Inspectors of Schools.	2	Promotion from District Educational Officers etc., from the Administrative sections (as in item 3 above).	700-50-1,100	Control and Supervision of Inspecting staff in the District in the respective divisions.
16 District Educational Officers.	..	35	..	As per item No. 8. Also, for teachers in non Government Schools who are recruited direct a degree in Arts and Science with a degree in teaching for a period of not less than 12 years Persons with I or II class M.A., or Hons. degree but without a degree in teaching are also recruited to acquire this teaching degree before regular appointment.	300-25-800	Inspection of Secondary Special and Training Schools for men and control of Elementary Schools in the districts.
17 Field Officers for School Meals Programme.	..	2	..	As per Item No. 8	300-25-800	Inspection of School Meals Centres and verification and proper distribution of CARE Commodities gifted by CARE organisation.

State Educational Directorate and Inspectorate 1964-65—cont.

Designation of Staff.	Number of Posts.			Prescribed Minimum Educational qualifications.	Scale of pay.	Duties.
	Gazetted.					
	Class I.	Class II.	Non-Gazetted.			
(1)	(2)	(3)	(4)	(5)	(6)	(7)
18 Inspector of Anglo-Indian Schools.	..	1	..	As per Item No. 8	Rs. 300-25-800	Inspects Anglo-Indian Schools.
19 Chief Inspector of Physical Education.	..	1	..	A degree of B.A. or B.Sc. of a University in the State and a diploma in Physical Education of the Y.M.C.A. College of Physical Education Saidapet.	300-25-800	Inspects Physical Education activities in Schools and supervises the work of the Regional Inspectors of Physical Education. Advises the Department on matters relating to Physical Education of boys.
20 Deputy Inspectors of Schools (a) Senior Scale.	304	B.A., or B.Sc., and B.T., or B.Ed., Degree.	Grade I 225-10-275-15-350. Grade II 140-5-180-10-250.	Inspection of Elementary and Basic Schools.
21 Deputy Inspectors of Schools. (a) Junior Scale.	123	B.A., or B.Sc., and B.T., or B.Ed., degree for direct recruitment; a completed trained teachers' certificate of the Secondary Grade for those promoted.	125-5-175	Inspection of Elementary and Basic Schools.
22 Regional Physical Inspector.	5	B.A., and Diploma in Physical Education.	Grade I 250-10-250.	Inspects health and Physical Education in Secondary and Training Schools for Boys.
23 Inspectresses of Girls' Schools.	..	6	..	WOMEN'S BRANCH. As per Item No. 8	300-25-800	Inspect Secondary and Training Schools for Women in their respective circles.
24 Women Specialist in Physical Education.	..	1	..	A Diploma in Physical Education ..	300-25-800	Inspects Physical Education activities in Women's Institutions. Advises the Department on matters relating to Physical Education of Women.

ANNEXURE IX.

Special Government staff for Education of Scheduled Castes and Backward Communities.

Designation of staff (1)	Number belonging to				Maximum Academic qualifications. (6)	Scale of pay. (7)	Duties. (8)
	Scheduled Castes and Other Backward Classes.		Others.				
	Men. (2)	Women. (3)	Men. (4)	Women. (5)			
Director of Harijan Welfare	1	Recruitment from the Senior I.A.S. Cadre.	RS. 900—50—1,000—60—1,600—50—1,800.	Head of the Harijan Welfare Department—Control over the entire work relating to ameliorative of Scheduled Castes, Scheduled Tribes and Backward Classes and Kallars and Koravars undertaken by the Harijan Welfare Department, grant of Scholarships, Boarding grants, etc., throughout the State.
Joint Director of Harijan Welfare.	1	Recruitment from I.A.S. Cadre ..	900—50—1,000—60—1,600—50—1,800.	Incharge of Land Colonisation Scheme schemes relating to Scheduled Castes, Scheduled Tribes and Denotified Tribes.
Personal Assistant	1	Recruitment from the Cadre of Deputy Collectors.	375—25—800.	Assists the Director of Harijan Welfare on Office Work. Inspection of Harijan Colony, Supervises Harijan Welfare Schools, Government Hostels, Boarding Homes and construction and provision of sanitary amenities to Harijan Colonies in Madras City. General Supervision of the Office Staff.
Special Officer	1	Recruitment from the permanent Superintendents Home Department, Madras on promotion.	375—25—800.	For the work relating to the grant of Government of India Scholarships to the post-matric courses.
Senior Accounts Officer	1	Recruitment from the Cadre of an Assistant Accounts Officer of the Accountant-General, Madras.	590—30—830—35—900.	Incharge of Accounts Section.
District Welfare Officer (Gazetted)	12	..	Recruitment from the Cadre of Deputy Collectors.	375—25—800.	Incharge of the work relating to the amelioration of Scheduled Castes and Tribes, Other Backward classes in their respective Districts.
Special Deputy Collector (Kallar Reclamation) Madurai.	1	..	Recruitment from the Cadre of Deputy Collectors.	375—25—800.	Incharge of Kallar reclamation work.
Manager (in the cadre of Tahsildar).	1	..	Recruitment from the Cadre of Tahsildars.	250—15—400.	Incharge of Azimnagar settlement.
Additional Personal Assistant	1	Recruitment from the Cadre of Deputy Collectors.	375—25—800.	For scheme work (grant-in-aid and Centrally Sponsored Scheme) General Supervision of office staff.

101

ANNEXURE X.

Distribution of Scholars who went abroad for further studies from the State of Madras 1964-65.

Name of the country. (1)	Number of scholars who went abroad for study in the subjects of.											
	Arts subjects.		Science subjects.		Education.		Engineering.		Architecture and design.		Technology and Industry.	
	Men. (2)	Women. (3)	Men. (4)	Women. (5)	Men. (6)	Women. (7)	Men. (8)	Women. (9)	Men. (10)	Women. (11)	Men. (12)	Women. (13)
United State of America	6	4	19	6	5	1	50	..	2	..	4	..
United Kingdom	1	..	2	..	5	..	39	17	..
West Germany	1	..	2	1	1	..	16	..	1	..	10	..
Canada	2	11
France	2
Sweden	1	..
Japan	1	..	3	1	..
Yugoslavia	1
Union of Soviet Socialist Republic	1	5
Italy	1	7
Australia	1	1	..
Switzerland	6	1	..
East Germany	4
United Arabie Republics	1
Holland
Belgium	2
Spain	3
Phillipines	3
Austria	2
Czechoslovakia	1	2	..
Notherland	1
Hongkong
Total	8	4	27	7	12	1	158	..	3	..	37	..

Distribution of Scholars who went abroad for further Studies from the State of Madras 1964-65—cont.

264A.21-20

Name of the country.	Number of scholars who went abroad for study in the subjects of—cont.											
	Medicine and Veterinary Science.		Agriculture and Forestry.		Law.		Commerce.		Journal.		Banking and Insurance.	
	Men. (14)	Women. (15)	Men. (16)	Women. (17)	Men. (18)	Women. (19)	Men. (20)	Women. (21)	Men. (22)	Women. (23)	Men. (24)	Women. (25)
United States of America	12	1	1	..	1	..	1
United Kingdom	3	..	1	2	3	..
West Germany	1
Canada	1
France
Sweden
Japan
Yugoslavia
Union of Soviet Socialist Republic
Italy	1	1
Australia	1	1
Switzerland
East Germany
United Arab Republic
Holland	1
Belgium
Spain
Phillipines	1
Austria
Czechoslovakia
Netherlands
Hongkong	1	..
Total ..	17	2	3	..	3	..	5	4	..

153

Distribution of Scholars who went abroad for further studies from the State of Madras 1964-65—cont.

Name of the country	Number of scholars who went abroad for study in the subject of—cont.											Number of stipends for students included in columns (34) and (35)	
	Fine Arts.		Nursing.		Library Science.		Other subjects.		Total.				
	Men. (26)	Women. (27)	Men. (28)	Women. (29)	Men. (30)	Women. (31)	Men. (32)	Women. (33)	Men. (34)	Women. (35)	Men. (36)	Women. (37)	
United States of America	1	1	8	1	110	14	33	9	
United Kingdom	1	6	..	79	1	17	..	
West Germany	3	32	4	13	4	
Canada	3	..	17	..	7	..	
France	1	..	3	..	1	..	
Sweden	1	..	2	..	1	..	
Japan	1	..	6	
Yugoslavia	1	
Union of Soviet Socialist Republic	6	..	3	..	
Italy	7	..	17	..	7	..	
Australia	3	1	
Switzerland	7	
East Germany	1	..	5	..	3	..	
United Arabie Republic	1	
Holland	1	
Belgium	1	..	3	..	1	..	
Spain	3	
Phillipines	4	..	4	..	
Austria	2	..	2	..	
Czechoslovakia	3	..	2	..	
Netherlands	1	..	1	..	
Hongkong	1	
Total	4	1	1	29	1	307	20	105	13	

Abstract of Educational Statistics 1964-65.

264A-24-20A

153

Type of institutions. (1)	Number of institutions			Number of Students.		
	For Boys. (2)	For Girls. (3)	Total. (4)	Boys. (5)	Girls. (6)	Total. (7)
1 Universities and University Departments ..	2	..	2	3,755	365	4,120
2 Institutions deemed as Universities
3 Institutions of National Importance	1	..	1	1,195	2	1,197
4 All Boards of Examinations	2	..	2
5 Research institutions
6 Colleges for General Education (Post-Graduate, Degree and Under-Graduate).	57	22	79	50,185	15,971	66,156
7 Colleges for Professional and Other Education excluding Teacher Training (Post-Graduate, Degree and Under-Graduate).	76	3	79	24,935	2,315	27,250
8 Teacher Training—						
(a) Post-Graduate and Degree—						
(i) Basic	1	..	1	23	..	23
(ii) Non-Basic	11	6	17	1,814	673	1,987
(b) School—						
(i) Basic	70	49	119	11,423	7,222	18,645
(ii) Non-Basic including Arts and Crafts.	7	14	21	1,576	1,686	3,262
(iii) Pre-Primary/Pre-Basic	4	4	..	321	321
9 High/Higher Secondary Schools and Post Basic.	1,756	342	2,098	7,40,252	3,36,732	10,85,989
10 Middle/Senior Basic Schools/Upper Primary ..	6,149	9	6,158	10,94,186	7,40,947	18,35,133
11 Primary/Junior Basic Schools	24,383	..	24,383	17,54,625	12,13,820	29,68,445
12 Pre-Primary/Pre-Basic Schools	45	45	1,759	1,786	3,545
13 Schools for Vocational/Professional/Special/ Other Education excluding Teacher Training Schools.	374	32	406	18,756	3,846	22,603
14 Total	32,889	526	33,415	37,12,900	23,25,686	60,38,676

Abstract of educational statistics, 1964-65—cont.

Type of institutions.	Number of teachers.			Direct Expenditure on Institutions.			Average Annual Cost per Student. (14)	Number of Students per Teacher. (15)
	Men. (8)	Women. (9)	Total. (10)	For Boys. (11)	For Girls. (12)	Total. (13)		
1 Universities and University departments ..	385	11	396	RS. 1,20,63,082	RS. ..	RS. 1,20,63,082	2,927.9	10.4
2 Institutions deemed as Universities
3 Institutions of National Importance	287	1	288	44,47,316	..	44,47,316	3,715.4	41.6
4 All Boards of Examinations	25,23,518	..	25,23,518
5 Research institutions
6 Colleges for General Education (Post-Graduate, Degree and Under-Graduate).	2,938	1,070	4,008	1,72,48,700	61,01,941	2,33,50,641	352.9	16.5
7 Colleges for Professional and Other Education excluding Teacher Training (Post-Graduate, Degree and Under-Graduate).	2,474	294	2,768	3,40,55,133	2,72,858	3,43,27,991	1,259.7	9.8
8 Teacher Training—								
(a) Post-Graduate and Degree—								
(i) Basic	11	..	11	50,553	..	50,553	2,198	2.1
(ii) Non-Basic	116	77	193	9,86,609	4,45,502	14,32,111	720.5	10.3
(b) School—								
(i) Basic	599	384	983	20,84,645	14,18,278	35,02,923	187.9	18.9
(ii) Non-Basic including Arts and Crafts.	60	68	128	2,09,561	2,66,336	4,75,897	145.9	25.5
(iii) Pre-Primary/Pre-Basic	1	17	18	..	43,475	43,475	135.4	17.8
9 High/Higher Secondary Schools and Post Basic.	32,853	11,777	44,630	8,19,57,470	1,89,29,164	10,08,86,634	92.9	24.3
10 Middle/Senior Basic Schools/Upper Primary ..	33,122	24,157	57,279	6,71,36,637	2,00,549	6,73,37,186	36.74	32.03
11 Primary/Junior Basic Schools	55,684	27,434	83,118	10,65,03,761	..	10,65,03,761	35.9	25.7
12 Pre-Primary/Pre-Basic Schools	3	120	123	..	3,20,115	3,20,115	90.01	27.9
13 Schools for Vocational/Professional/Special/Other Education excluding Teacher Training Schools.	1,433	271	1,704	97,07,724	6,49,431	1,03,57,155	458.2	13.3
14 Total	1,29,967	65,681	1,95,647	33,89,74,709	2,86,47,649	36,76,22,358	60.9	30.8

Total Indirect Expenditure	9,82,61,860	93,29,501	10,75,91,361
Grand total (Direct and Indirect Expenditure).	43,72,36,569	3,79,77,150	47,52,13,719

Enrolment.			
Class.	Boys.	Girls.	Total.
Pre-primary	2,460	2,471	4,931
I-V	25,85,769	18,29,658	44,15,427
VI-VIII	6,55,201	3,17,271	9,72,472
IX XI	3,56,397	1,43,885	5,00,282
Total	35,99,827	22,93,285	58,93,112

I.—Educational Institutions by Management, Attached Hostels and Teachers—1964-65.

Type of institutions. (1)	Institutions managed by					
	Government/Government sponsored.				Local bodies.	
	Central.		State.		For Boys. (6)	For Girls. (7)
	For Boys. (2)	For Girls. (3)	For Boys. (4)	For Girls. (5)		
1 Universities
2 Institutions deemed as Universities.
3 Institutions of National Importance.	1
4 University Teaching Departments.
5 Board of Secondary and/or Intermediate Education.
6 Other Boards of Examinations.
7 Research Institutions
8 Total	1
COLLEGES FOR GENERAL EDUCATION.						
A. Degree and Post-Graduate Standard—						
9 Arts
10 Science
11 Arts and Science	8	2
12 Home Science
13 Others*
14 Total	8	2

B. Under-Graduate (Intermediate University) Standard—

- 15 Arts
- 16 Science
- 17 Arts and Science
- 18 Others*—
 - (i) Oriental Colleges ..

19 Total

COLLEGES FOR PROFESSIONAL EDUCATION.

A. Degree and Post-Graduate Standard—

- 20 Agriculture
- 21 Commerce
- 22 Engineering, Technology and Architecture.
- 23 Fine Arts—
 - (i) Music and Dancing ..
 - (ii) Others (including Applied Art).
- 24 Forestry
- 25 Law
- 26 Medicine—
 - (i) Allopathy
 - (ii) Ayurveda
 - (iii) Unani/Tibbia
 - (iv) Homoeopathy
- 27 Dentistry
- 28 Public Health
- 29 Nursing
- 30 Veterinary Science
- 31 Pharmacy

..
..
..	..	3	1
..
..	..	3	1
..
..	..	1
..
..	..	3
..	..	1
..
..	..	1
..	..	6
..	..	1
..
..
..	..	1
..

* May be specified and information given sperately for each type.

I.—Educational Institutions by Management Attached Hostels and Teachers—1964-65—cont.

Type of Institutions.	Institutions Managed by					
	University/Board.		Private Bodies.			
			Aided.		Unaided.	
	For Boys. (8)	For Girls. (9)	For Boys. (10)	For Girls. (11)	For Boys. (12)	For Girls. (13)
UNIVERSITIES.						
1 Universities	2
2 Institutions deemed as Universities.
3 Institutions of National Importance.
4 University Teaching Departments.
5 Boards of Secondary and/or Intermediate Education.	1
6 Other Boards of Examinations.	1
7 Research Institutions
8 Total	4
COLLEGES FOR GENERAL EDUCATION.						
A. Degree and Post-Graduate Standard—						
9 Arts
10 Science
11 Arts and Science	40	18	1	..
12 Home Science
13 Others—*						
(i)
14 Total	40	18	1	..

264A-24 21

B. Under-Graduate (Intermediate/Pre-University) Standard--							
15 Arts
16 Science
17 Arts and Science	5	1
18 Others*—							
(i) Oriental Colleges
19 Total	5	1
COLLEGES FOR PROFESSIONAL EDUCATION.							
A. Degree and Post-Graduate Standard—							
20 Agriculture
21 Commerce
22 Engineering, Technology and Architecture.	5
23 Fine Arts—							
(i) Music and Dancing	1
(ii) Others (including Applied Art).
24 Forestry
25 Law
26 Medicine—							
(i) Allopathy	1
(ii) Ayurveda
(iii) Unani/Tibbia
(iv) Homoeopathy
27 Dentistry
28 Public Health
29 Nursing
30 Veterinary Science
31 Pharmacy

* May be specified and information given separately for each type.

I.—Educational Institutions by Management, Attached Hostels and Teachers—1964-65—cont.

Type of institutions.	Total number of Institutions.			Number of attached hostels.		Number, Type and Standard of Attached Classes.	Total number of Teachers.		
	For Boys. (14)	For Girls. (15)	Total Col. (14), (15) and (16).	For Boys. (17)	For Girls. (18)		Men. (20)	Women. (21)	All Persons. (22)
UNIVERSITIES.									
1 Universities	2	—	2	2	2	..	385	11	396
2 Institutions deemed as Universities.
3 Institutions of National Importance.	1	..	1	1	1	..	287	1	288
4 University Teaching Departments.
5 Boards of Secondary and/or Intermediate Education..	1	..	1
6 Other Boards of Examinations.	1	..	1
7 Research Institutions
8 Total	5	..	5	3	3	..	672	12	684
COLLEGES FOR GENERAL EDUCATION.									
A. Degree and Post-Graduate Standard—									
9 Arts
10 Science
11 Arts and Science	49	20	69	54	20	..	2,815	1,064	3,879
12 Home Science
13 Others*—									
(i)
(ii)
14 Total	49	20	69	54	20	..	2,815	1,064	3,879

264A—24—21A

B. Under-Graduate (Intermediate/ Pre-University) Standard—									
15 Arts
16 Science
17 Arts and Science	8	2	10	6	1	..	123	6	129
18 Others*—									
(i)
19 Total	8	2	10	6	1	..	123	6	129
COLLEGES FOR PROFESSIONAL EDUCATION.									
A. Degree and Post-Graduate Standard—									
20 Agriculture	1	..	1	1	1	..	97	2	99
21 Commerce
22 Engineering, Technology and Architecture.	8	..	8	8	358	3	361
23 Fine Arts—									
(i) Music and Dancing ..	2	..	2	2	2	..	32	18	50
(ii) Others (including Applied Art).
24 Forestry
25 Law	1	..	1	1	21	1	22
26 Medicine—									
(i) Allopathy	7	..	7	7	7	..	702	216	918
(ii) Ayurveda	1	..	1	1	1
(iii) Unani/Tibbia
(iv) Homoeopathy
27 Dentistry
28 Public Health
29 Nursing
30 Veterinary Science	1	..	1	1	1	..	99	6	105
31 Pharmacy

* May be specified and information given separately for each type.

I.—Educational Institutions by Management, Attached Hostels and Teachers—1964-65—cont.

Type of Institutions. (1)	Institutions Managed by					
	Government/Government Sponsored.				Local Bodies.	
	Central.		State.		For Boys. (6)	For Girls. (7)
	For Boys. (2)	For Girls. (3)	For Boys. (4)	For Girls. (5)		
32 Physical Education
33 Social Work/Social Service
34 Teacher Training—						
(i) Basic	1
(ii) Non-Basic	4	2
35 Others*—						
(i) Rural College
(ii)
36 Total	19	2
B. Under-Graduate (Intermediate/ Pre-Professional) Standard—						
37 Agriculture
38 Commerce
39 Engineering, Technology and Architecture—						
(i) Polytechnics	11	3
(ii) Industrial Training Institutes.
(iii) Others (including Applied Art). (Catering Technology).	1
40 Fine Arts—						
(i) Music and Dancing
(ii) Others (including Applied Art).	1

41 Forestry	1
42 Medicine—						
(i) Allopathy
(ii) Ayurveda
(iii) Unani/Tibbia
(iv) Homeopathy
43 Nursing and Midwifery
44 Compounding
45 Veterinary Science
46 Physical Education
47 Social Work/Social Service
48 Teacher Training—						
(i) Basic vide item 74 (i).	49	19
(ii) Non-Basic vide item 74 (ii).	5	6
(iii) Arts and Crafts
(iv) Pre-Primary/Pre-Basic.						
49 Others*—						
(i)
(ii)
50 Total	2	..	66	28
COLLEGES FOR OTHER EDUCATION.						
Post-Graduate, Degree and Under-Graduate Standard—						
51 Oriental Studies	1	..
52 Others*—						
(i)
(ii)
53 Total	1	..

May be specified and information given separately for each type.

I.—Educational Institutions by Management Attached Hostels and Teachers 1964-65—cont.

Institutions.	Institutions Managed by					
	University/Board.		Private Bodies.			
			Aided.		Unaided.	
	For Boys. (8)	For Girls. (9)	For Boys. (10)	For Girls. (11)	For Boys. (12)	For Girls. (13)
32 Physical Education	3
33 Social Work/Social Service	1
34 Teacher Training—						
(i) Basic
(ii) Non-Basic	7	4
35 Others*—						
(i) Rural College	2
(ii)
36 Total	20	4
B. Under-Graduate (Intermediate/ Pre-Professional) Standard—						
37 Agriculture
38 Commerce
39 Engineering, Technology and Architecture—						
(i) Polytechnics	18
(ii) Industrial Training Institutes.
(iii) Others (including Architecture).
40 Fine Arts—						
(i) Music and Dancing	1
(ii) Others (including Applied Art).

41 Forestry
42 Medicine—						
(i) Allopathy
(ii) Ayurveda	1
(iii) Unani/Tibbia
43 Nursing and Midwifery
44 Compounding
45 Veterinary Science
46 Physical Education
47 Social Work/Social Service
48 Teacher Training—						
(i) Basic vide item 75 (i).	20	30	1	..
(ii) Non-Basic vide item 74 (ii).	2	8
(iii) Arts and Crafts	4
(iv) Pre-Primary/Pre Basic.
49 Others*—						
(i)
(ii)
50 Total	42	42	1	..
COLLEGES FOR OTHER EDUCATION.						
Post-Graduate, Degree and Under-Graduate Standard—						
51 Oriental Studie	11	..	3	..
52 Others*—						
(i)
(ii)
53 Total	11	..	3	..

* May be specified and information given separately for each type.

I.—Educational Institutions by Management, Attached Hostels and Teachers—1964-65—cont.

Type of institutions.	Total number of Institutions.			Number of attached hostels.		Number, Type and Standard of Attached Classes.	Total number of Teachers.		
	For Boys. (14)	For Girls. (15)	Total. (16)	For Boys. (17)	For Girls. (18)		Men. (20)	Women. (21)	All Persons. (22)
32 Physical Education	3	..	3	3	1	..	21	5	26
33 Social Work/Social Service ..	1	..	1	1	21	5	26
34 Teacher Training—									
(i) Basic	1	..	1	1	11	..	11
(ii) Non-Basic	11	6	17	11	8	..	116	77	193
35 Others*—									
(i) Rural Colleges ..	2	..	2	3	1	..	81	4	85
(ii)
36 Total	39	6	45	40	22	..	1,559	337	1,896
B. Under-Graduate (Intermediate/ Pre-Professional) Standard—									
37 Agriculture
38 Commerce
39 Engineering, Technology and Architecture—									
(i) Polytechnics	29	3	32	29	2	..	911	26	937
(ii) Industrial Training Institutes.
(iii) Others (including Architecture). (Catering Technology).	1	..	1	1	6	5	11
40 Fine Arts—									
(i) Music and Dancing ..	1	..	1	3	2	5
(ii) Others (including Applied Art). ceramic Training School, Vridhachalam.	1	..	1	1	..	1

41 Forestry	1	..	1	1	13	..	13
42 Medicine—									
(i) Allopathy
(ii) Ayurveda	1	6	..	6
(iii) Unani/Tibbia	1
(iv) Homoeopathy
43 Nursing and Midwifery
44 Compounding
45 Veterinary Science
46 Physical Education
47 Social Work/Social Service
48 Teacher Training—									
(i) Basic	70	49	119	70	49	..	599	384	983
(ii) Non-Basic	7	14	21	4	11	..	60	68	128
(iii) Arts and Crafts	4	4	..	2	..	1	17	18
(iv) Pre-Primary/Pre-Basic.									
49 Others*—									
(i)	2	3	1	..	81	4	85
(ii)
50 Total	111	70	181	105	64	..	1,600	502	2,102
COLLEGES FOR OTHER EDUCATION.									
Post-Graduate, Degree and Under-Graduate Standard—									
51 Oriental Studies	15	..	15	12	3	..	102	1	103
52 Others*—									
(i)
(ii)
53 Total	15	..	15	12	3	..	102	1	103

* May be specified and information given separately for each type.

I.—Educational Institutions by Management Attached Hostels and Teachers 1964-65—cont.

Type of Institutions. (1)	Institutions Managed by					
	Government/Government Sponsored.				Local Bodies.	
	Central.		State.		For Boys. (6)	For Girls. (7)
	For Boys. (2)	For Girls. (3)	For Boys. (4)	For Girls. (5)		
SCHOOLS FOR GENERAL EDUCATION.						
54 Multipurpose Higher Secondary.
55 Higher Secondary
56 Post Basic
57 Multipurpose High
58 High	8	1	62	36	1,148	96
59 Senior Basic	71	..	613	..
60 Middle and Upper Primary.	3	..	163	3	3,147	..
61 Junior Basic†	239	..	1,957	..
62 Primary (Non-Basic)‡ ..	5	..	1,090	..	15,702	..
63 Pre-Primary/Pre-Basic	1
64 Total	16	1	1,625	40	22,567	96
SCHOOLS FOR VOCATIONAL PROFESSIONAL EDUCATION.						
65 Agriculture	9	1**
66 Commerce
67 Fine Arts—						
(i) Music and Dancing
(ii) Other (including Applied Arts).
68 Forestry

69 Compounding
70 Nursing and Midwifery
71 Veterinary Science
72 Physical Education
73 Social Work/Social Service
74 Teacher Training—						
(i) Basic
(ii) Non-Basic
(iii) Arts and Crafts
(iv) Pre-Primary/Pre-Basic.
75 Technical—						
(i) Industrial Training Institutes.	28	1
(ii) Junior Technical Schools.	6
(iii) Others (Arts and Crafts and Industrial).	5
76 Others*—						
(i) Musical Development Centre.	1

77 Total	1	..	48	2
SCHOOLS FOR SPECIAL EDUCATION.						
78 For the handicapped—						
(a) Mentally handicapped.
(b) Physically Handicapped.
(i) The Blind	2
(ii) The Deaf/Mute	2	..
(iii) The Orthopaedically handicapped.	2
79 Reformatory/Certified	5	5

* May be specified and information given separately for each type.

** Home Science Wing, Bhavanisagar.

I.—Educational Institutions by Management, Attached Hostels and Teachers 1964-65—cont.

Institutions.	Institutions Managed by					
	University Board.		Private Bodies.			
			Aided.		Unaided.	
	For Boys. (8)	For Girls. (9)	For Boys. (10)	For Girls. (11)	For Boys. (12)	For Girls. (13)
SCHOOLS FOR GENERAL EDUCATION.						
54 Multipurpose Higher Secondary.
55 Higher Secondary
56 Post Basic	3
57 Multipurpose High	—
58 High	528	201	7	8
59 Senior Basic	491
60 Middle and Upper Primary.	1,659	6	2	..
61 Junior Basic†	1,113
62 Primary (Non-Basic)†	4,274	..	3	..
63 Pre-Primary	43	..	1
64 Total	8,068	250	12	9
SCHOOLS FOR VOCATIONAL/ PROFESSIONAL EDUCATION.						
65 Agriculture
66 Commerce
67 Fine Arts—						
(i) Music and Drama	1
(ii) Others (including Applied Art).
68 Forestry

69 Compounding
70 Nursing and Midwifery
71 Veterinary Science
72 Physical Education
73 Social Work/Social Service
74 Teacher Training—						
(i) Basic
(ii) Non-Basic
(iii) Arts and Crafts
(iv) Pre-Primary/Pre-Basic.
75 Technical—						
(i) Industrial Training Institutes.	—
(ii) Junior Technical Schools.	4	—
(iii) Others (Arts and Crafts and Industrial).	34**	22
76 Others*—	—	1	..	1

77 Total	39	22
SCHOOLS FOR SPECIAL EDUCATION.						
78 For the handicapped—						
(a) Mentally handicapped
(b) Physically handicapped.
(i) The Blind	4
(ii) The Deaf/Mute	6
(iii) The Orthopaedically/Handicapped.	3
79 Reformatory/Certified	2	1

† Single Teacher Basic Schools 130.
† Single Teacher Primary Schools 3,062.

* May be specified and information given separately for each type.
** Includes L.P.N. Institute at Madurai of Education Department.

I.—Educational Institutions by Management, Attached Hostels and Teachers 1964-65—cont.

Institutions.	Total number of Institutions.			Number of attached hostels.		Number, Type and Standard of Attached Classes.	Total number of Teachers.		
	For Boys. (14)	For Girls. (15)	Total. (16)	For Boys. (17)	For Girls. (18)		Men. (20)	Women. (21)	All Persons. (22)
SCHOOLS FOR GENERAL EDUCATION.									
54 Multipurpose Secondary. Higher	a-b-c d-e-f -g.
55 Higher Secondary	Do.
56 Post Basic	3	..	3	3	2	Do.	20	3	23
57 Multipurpose High	Do.
58 High	1,753	342	2,095	130	94	a/1-b 91-c-d 1,880-e -f-g.	32,833	11,774	44,607
59 Senior Basic	1,175	..	1,175	a-b-c 1,175.	6,720	5,463	12,183
60 Middle	4,974	9	4,983	40	..	a-b 4,950.	26,402	18,694	45,096
61 Junior Basic†	3,309	..	† 3,309	11	4	a21.	8,827	5,841	14,668
62 Primary (Non-Basic)† ..	21,074	..	† 21,074	34	..	a.2.	46,857	21,593	68,450
63 Pre-Primary/Pre-Basic	45	45	3	120	123
64 Total	32,288	396	32,684	218	100	..	1,21,662	63,488	1,85,150
SCHOOLS FOR VOCATIONAL/ PROFESSIONAL EDUCATION.									
65 Agriculture	9	1	10	13	4	17
66 Commerce
67 Fine Arts—									
(i) Music and Dancing ..	1	..	1	..	1	..	1	2	3
(ii) Others (including Applied Art).
68 Forestry

69 Compounding
70 Nursing and Midwifery
71 Veterinary Science
72 Physical Education
73 Social Work/Social Service
74 Teacher Training—									
(i) Basic Transfer to item 48 (i).
(ii) Non-Basic Transfer to item 48 (ii).
(iii) Arts and Crafts
(iv) Pre-Primary/Pre-Basic.
75 Technical—									
(i) Industrial Training Institutes.	28	1	29	22	1	..	676	9	685
(ii) Junior Technical Schools.	10	..	10	4	69	..	69
(iii) Others (Arts and Crafts and Industrial).	39	22	61	22	15	..	212	35	247
76 Others—									
(i) Musical Development Centre.	1	..	1	4	..	4
77 Total	88	24	112	48	17	..	975	50	1,025
SCHOOLS FOR SPECIAL EDUCATION.									
78 For the handicapped—									
(a) Mentally handicapped.
(b) Physically handicapped.
(i) The Blind ..	6	..	6	6	1	..	30	34	64
(ii) The Deaf/Mute ..	8	..	8	6	27	81	108
(iii) The Orthopaedically/Handicapped.	5	..	5	2	2	..	13	7	20
79 Reformatory/Certified ..	7	6	13	7	7	..	67	81	148

* May be specified and information given separately for each type.
† Includes 130 Single-teacher schools, for Boys and Girls.
‡ Includes 3,062 Single-teacher schools for Boys and Girls.
§ For Both Students (i. e. Boys and Girls).

Key to abbreviations used in column 19.—
(a) Number of Pre-Primary/Pre-Basic Departments.
(b) Number of Primary Departments.
(c) Number of Junior Basic Departments.
(d) Number of Middle Departments.
(e) Number of Senior Basic Departments.
(f) Number of Teacher Training (Basic) Departments.
(g) Number of Teacher Training (Non-Basic) Departments.

I.—Educational Institutions by Management, Attached Hostels and Teachers 1964-65—cont.

Type of Institution. (1)	Institutions Managed by					
	Government/Government Sponsored.				Local Bodies.	
	Central.		State.		For Boys. (6)	For Girls. (7)
	For Boys. (2)	For Girls. (3)	For Boys. (4)	For Girls. (5)		
80 Others*—						
(i) Jail Schools	8	1
(ii)
81 Total	17	6	2	..
SCHOOLS FOR OTHER EDUCATION.						
82 Social (Adult) Education	2	..	17	..
83 Oriental Studies
84 Others*—						
(i)						
(ii)
85 Total	2	..	17	..
86 Grand Total.. .. .	20	1	1,788	81	22,587	96

* May be specified and information given separately for each type.

I.—Educational Institutions by Management, Attached Hostels and Teachers, 1964-65—cont.

264A-24-23

Type of Institution.	Institutions Managed by					
	University Board.		Private Bodies.			
			Aided.		Unaided.	
	For Boys. (8)	For Girls. (9)	For Boys. (10)	For Girls. (11)	For Boys. (12)	For Girls. (13)
80 Others*—						
(i) Jail Schools
(ii)
81 Total	15	1
SCHOOLS FOR OTHER EDUCATION.						
82 Social (Adult) Education	220
83 Oriental Studies	11	1	2	..
84 Others*—						
(i)
(ii)
85 Total	231	1	2	..
86 Grand Total	4	..	8,471	339	19	9

177

* May be specified and information given separately for each type.

I.—Educational Institutions by Management, Attached Hostels and Teachers, 1964-65—cont.

Type of Institution.	Total number of Institutions.			Number of attached hostels.		Number, Type and Standard of Attached Classes.	Total number of Teachers.		
	For Boys. (14)	For Girls. (15)	Total. (16)	For Boys. (17)	For Girls. (18)		Men. (20)	Women. (21)	All Persons. (22)
80 Others*—									
(i) Jail Schools	8	1	9	8	1	..	13	2	15
(ii)
81 Total	34	7	41	23	11	..	150	205	355
SCHOOLS FOR OTHER EDUCATION.									
82 Social (Adult) Education ..	239	..	239	228	11	239
83 Oriental Studies	13	1	14	4	2	..	80	5	85
84 Others*—									
(i) Home Science wing, Bhavani Sagar.
(ii)
85 Total	252	1	253	4	2	..	308	16	324
86 Grand Total	32,889	526	33,415	513	243	..	1,29,973	65,700	1,95,673

* May be specified and information given separately for each type.

II-A.—Number of Students in Educational Institutions for Boys and
Number of Residents in Attached Hostels.

II-A.—Number of Students in Educational Institutions for Boys and Number of Residents in Attached Hostels—1964-65.

Type of Institution. (1)	In Institutions managed by									
	Government/Government Sponsored.				Local Bodies.		University/Board.		Private Bodies.	
	Central Government.		State Government.						Aided.	
	Boys. (2)	Girls. (3)	Boys. (4)	Girls. (5)	Boys. (6)	Girls. (7)	Boys. (8)	Girls. (9)	Boys. (10)	Girls. (11)
1 Universities	3,755	365
2 Institutions deemed as Universities.
3 Institutions of National Importance.	1,195	2
4 University Teaching Departments.
5 Boards of Secondary and/or Intermedia to Education.
6 Other Boards of Examinations.
7 Research Institutions
8 Total	1,195	2	3,755	365
COLLEGES FOR GENERAL EDUCATION.										
A. Degree and Post-Graduate Standard—										
9 Arts
10 Science
11 Arts and Science	7,689	746	40,443	1,076
12 Home Science
13 Others*
(i)
(ii)
14 Total	7,689	746	40,443	1,076

B. Under-Graduate (Intermediate/Pre-University) Standard—										
15 Arts
16 Science
17 Arts and Science	886	1,111	..
18 Others*—										
(i) Oriental Studies
(ii)
19 Total	886	1,111	..
COLLEGES FOR PROFESSIONAL EDUCATION.										
A. Degree and Post-Graduate Standard—										
20 Agriculture	697	2
21 Commerce
22 Engineering, Technology and Architecture.	2,147	8	3,714	3
23 Fine Arts—										
(i) Music and Dancing	22	107	14	61
(ii) Others (including Applied Arts).
24 Forestry
25 Law	1,120	62
26 Medicine—										
(i) Allopathy	3,521	1,061	166	166
(ii) Ayurveda	54	11
(iii) Unani/Tibbia
(iv) Homoeopathy
27 Dentistry
28 Public Health
29 Nursing
30 Veterinary Science	682	11

* May be specified and information given separately for each type.

II-A.—Number of Students in Educational Institutions for Boys and Number of Residents in Attached Hostels, 1964-65—cont.

Type of Institution.	Private Bodies.		Total.			Number of residents in attached hostels.		Number of Student in Attached Classes by type and level of Education.
	Unaided.		Boys.	Girls.	All Persons.	Boys.	Girls.	
	Boys (12)	Girls. (13)						
UNIVERSITIES.								
1 Universities	3,755	365	4,120	2,289	160	..
2 Institutions deemed as Universities.
3 Institutions of National Importance.	1,195	2	1,197	1,195	2	..
4 University Teaching Departments.
5 Boards of Secondary and/or Intermedia to Education.
6 Others Boards of Examinations.
7 Research Institutions
8 Total	4,950	367	5,317	3,484	162	..
COLLEGES FOR GENERAL EDUCATION.								
A. Degree and Post-Graduate Standard—								
9 Arts
10 Science
11 Arts and Science	56	..	48,188	1,822	50,010	16,360	175	..
12 Home Science
13 Others*—								
(i)
(ii)
14 Total	56	..	48,188	1,822	50,010	16,360	175	..

B. Under-Graduate (Intermediate/Pre-University) Standard—								4
15 Arts
16 Science
17 Arts and Science	1,997	..	1,997	632
18 Others*—								
(i) Oriental Studies
(ii)
19 Total	1,997	..	1,997	632
COLLEGES FOR PROFESSIONAL EDUCATION.								
A. Degree and Post-Graduate Standard—								
20 Agriculture	697	2	699	625
21 Commerce
22 Engineering, Technology and Architecture.	5,861	11	5,872	2,843
23 Fine Arts—								
(i) Music and Dancing	36	168	204	15	86	..
(ii) Others (including Applied Art).
24 Forestry
25 Law	1,120	62	1,182	507	15	..
26 Medicine—								
(i) Allopathy	3,637	1,227	4,914	2,780	920	..
(ii) Ayurveda	54	11	65
(iii) Unani/Tibbia
(vi) Homoeopathy
27 Dentistry
28 Public Health
29 Nursing
30 Veterinary Science	682	11	693	444	3	..

* May be specified and information given separately for each type.

II-A.—Number of students in Educational Institutions for Boys and Number of Residents in Attached Hostels—1964-65—cont.

Type of institutions. (1)	In institutions managed by									
	Government/Government sponsored.				Local Bodies.		University/Board.		Private Bodies.	
	Central Government.		State Government.						Aided.	
	Boys. (2)	Girls. (3)	Boys. (4)	Girls. (5)	Boys. (6)	Girls. (7)	Boys. (8)	Girls. (9)	Boys. (10)	Girls. (11)
31 Pharmacy
32 Physical Education	471	97
33 Social work/Social service	56	2
34 Teacher Training—										
(i) Basic	23
(ii) Non-Basic	824	27	490	109
35 Others—										
(i) Rural Colleges	642	25
(ii)
36 Total	9,090	1,289	5,553	463
B. Under-Graduate (Intermediate/ Pre-Professional) Standard—										
37 Agriculture
38 Commerce
39 Engineering, Technology and Architecture—										
(i) Polytechnics	3,635	7	6,613	..
(ii) Industrial Training Insti- tutes.
(iii) Others (Including Architecture). Catering Technology	33	12
40 Fine Arts—										
(i) Music and Dancing	1	33

	(ii) Others (including Applied Art.)	11
	CERAMIC TRAINING SCHOOL VRIDHACHALAM.										
41	Forestry	227
42	Medicine—										
	(i) Allopathy
	(ii) Ayurveda	10	..
	(iii) Unani/Tibbia
	(iv) Homoeopathy
43	Nursing and Midwifery
44	Compounding
45	Veterinary Science
46	Physical Education
47	Social Work/Social Service
48	Teacher Training—										
	(i) Basic	9,059	2,298	39
	(ii) Non-Basic	1,182	394	..
	(iii) Arts and Crafts
	(iv) Pre-Primary/Pre-Basic.
49	*Others—										
	(i) Rural Colleges
	(ii)
50	Total	227	..	13,920	19	9,316	72
	COLLEGES FOR OTHER EDUCATION.										
	Post-Graduate, Degree and Under- Graduate Standard—										
51	Oriental Studies	142	56	767	223
52	*Others—										
	(i)
	(ii)
53	Total	142	56	767	223

* May be specified and information given separately for each type.

II-A.— Number of students in educational institutions for boys and number of residents in attached hostels 1964-65—cont.

Type of institutions.	Private Bodies.		Total.			Number of Research in Attached Hostels.		Number of students in Attached Classes by type and level of Education.
	Unaided.		Boys.	Girls.	All persons.	Boys.	Girls.	
	Boys.	Girls.						
	(12)	(13)	(14)	(15)	(16)	(17)	(18)	(19)
31 Pharmacy	—
32 Physical Education	471	97	568	471	97	..
33 Social work/Social service	56	2	58	25
34 Teacher Training—								
(i) Basic	23	—	23	23	—	..
(ii) Non-Basic	1,314	136	1,450	759	43	—
35 *Others—								
(i) Rural Colleges	642	25	667	606	25	—
(ii)	—	—	—	—
36 Total	14,643	1,752	16,395	9,098	1,189	..
B. Under-Graduate (Intermediate/Pre-Professional) Standard—								
37 Agriculture	—
38 Commerce	—
39 Engineering Technology and Architecture—								
(i) Polytechnics	10,248	7	10,255	4,144	—	—
(ii) Industrial Training Institutes.	—	—	—
(iii) Others (including Architecture).	33	12	45	33	12	..
40 Fine Arts—								
(i) Music and Dancing ..	—	—	1	33	34	..	—	..

264A-24-21A

(ii) Others (including Applied Art).	11	..	11
CERAMIC TRAINING SCHOOL VRIDHACHALAM.								
41 Forestry	227	..	227	227
42 Medicine—								
(i) Allopathy
(ii) Ayurveda	10	..	10
(iii) Unani/Tibbia
(iv) Homoeopathy
43 Nursing and Midwifery
44 Compounding
45 Veterinary Science
46 Physical Education
47 Social Work/Social Service
48 Teacher Training—								
(i) Basic	66	8	11,423	47	11,470	11,423	47	..
(ii) Non-Basic	1,576	..	1,576	363
(iii) Arts and Crafts
(iv) Pre-Primary/Pre-Basic
49 *Others—								
(i) Rural Colleges
(ii)
50 Total	66	8	23,529	99	23,628	15,990	59	..
COLLEGES FOR OTHER EDUCATION.								
Post-Graduate, Degree and Under-Graduate Standard—								
51 Oriental Studies	190	..	1,099	279	1,378	636	61	..
52 *Others—								
(i)
(ii)
53 Total	190	..	1,099	279	1,378	636	61	..

* May be specified and information given separately for each type.

II-A - Number of students in educational institutions for boys and number of residents in attached hostels 1964-65—cont.

Institutions. (1)	In institutions managed by									
	Government/Government sponsored.				Local Bodies.		University/Board.		Private Bodies.	
	Central Government.		State Government.		Boys. (6)	Girls. (7)	Boys. (8)	Girls. (9)	Aided.	
	Boys. (2)	Girls. (3)	Boys. (4)	Girls. (5)					Boys. (10)	Girls. (11)
SCHOOL FOR GENERAL EDUCATION.										
54 Multipurpose Higher Secondary.
55 Higher Secondary
56 Post-Basic	146	52
57 Multipurpose High
58 High	2,861	1,557	34,331	14,767	3,83,308	69,704	3,21,426	56,565
59 Senior Basic	11,993	9,489	1,02,337	65,650	1,10,867	86,436
60 Middle and Upper Primary ..	398	285	35,911	26,798	4,90,517	2,95,247	3,41,254	2,54,733
61 Junior Basic	20,141	16,282	1,57,691	1,10,060	1,20,092	86,702
62 Primary (Non-Basic)	921	841	87,434	71,811	9,89,365	6,38,380	3,78,697	2,88,987
63 Pre-Primary
64 Total	4,180	2,683	1,89,810	1,39,147	21,23,218	11,79,041	12,72,482	7,73,475
SCHOOLS FOR VOCATIONAL PROFESSIONAL EDUCATION.										
65 Agriculture	173
66 Commerce
67 Fine Arts—										
(i) Music and Dancing
(ii) Other (including Applied Art.)	1	55
68 Forestry

69 Compounding
70 Nursing and Midwifery	-
71 Veterinary Science
72 Physical Education
73 Social Work/Social Service
74 Teacher Training
(i) Basic
(ii) Non-Basic
(iii) Arts and Crafts
(iv) Pre-Primary/Pre-Basic
75 Technical—										
(i) Industrial Training Institutes.	3,918
(ii) Junior Technical Schools.	689	455	..
(iii) Others (Arts and Crafts Industrial).	374	17	2,995	..
76 Others*—										
(i) Music Development Centre	4	3	..	-

77 Total	4	3	5,104	17	3,451	55
SCHOOLS FOR SPECIAL EDUCATION.										
78 For the Handicapped—										
(a) Mentally Handicapped.	-
(b) Physically Handicapped.—										
(i) The Blind	172	68	148	66
(ii) The Deaf/Mute	88	12	526	417
(iii) The Orthopaedically Handicapped.	151	46	76	22
79 Reformatory/Certified	2,472	338	189

* May be specified and information given separately for each type.

II-A.—Number of students in educational institutions for boys and number of residents in attached hostels 1964-65—cont.

Institutions.	Private Bodies.		Total.			Number of residents in attached hostels.		Number of Students in Attached Classes by type and level of Education.
	Unaided.		Boys. (14)	Girls. (15)	All Persons. (16)	Boys. (17)	Girls. (18)	
	Boys. (12)	Girls. (13)						
SCHOOLS FOR GENERAL EDUCATION.								
54 Multipurpose Secondary Higher	a1-a2-b1-b2 -c1-c2-d1-d2-e1-e2.
55 Higher Secondary	Do.
56 Post Basic	146	52	198	128	44	Do.
57 Multipurpose High	Do.
58 High	2,340	734	7,44,266	1,43,327	8,87,593	19,432	1,603	a1. 116-a2-23-b1. 16761, b2-7293, d1. 3,71,160, d2. 79,236,
59 Senior Basic	2,25,197	1,61,575	3,86,772	c1. 1,68,230. c2. 1,28,204.
60 Middle	379	262	8,68,459	5,77,325	14,45,784	11,747	8,505	a1-a2-b1. 6,41,530-b2. 4,62,866-c1-c2.
61 Junior Basic	2,97,924	2,13,044	5,10,968	102	227	a1. 518-a2. 605.
62 Primary (Non-Basic) ..	284	757	14,56,701	10,00,776	24,57,477	1,948	943	a1. 67, a-2-57.
63 Pre-Primary/Pre-Basic
64 Total	3,003	1,753	35,92,693	20,96,099	56,88,792	33,357	11,322	
SCHOOLS FOR VOCATIONAL/ PROFESSIONAL EDUCATION.								
65 Agriculture	173	..	173
66 Commerce
67 Fine Arts—								
(i) Music and Dancing	1	55	56
(ii) Others (including Applied Art).

68 Forestry
69 Compounding
70 Nursing and Midwifery
71 Veterinary Science
72 Physical Education
73 Social Work/Social Service.
74 Teacher Training—									
(i) Basic
(ii) Non-Basic
(iii) Arts and Crafts
(iv) Pre-Primary/Pre Basic.
75 Technical—									
(i) Industrial Training Institutes.	3,918	..	3,918	859
(ii) Junior Technical School.	1,094	..	1,094	80
(iii) Others (Arts and Crafts Industrial).	3,369	17	3,386	1,134	17
76 *Others—									
(i) Music Development Centre	4	3	7
77 Total	8,553	75	8,634	2,073	17
SCHOOLS FOR SPECIAL EDUCATION.									
78 For the handicapped—									
(a) Mentally handicapped.
(b) Physically handicapped.
(i) The Blind	320	134	454	320	134
(ii) The Deaf/Mute	614	429	1,043	520	370
(iii) The Orthopaedically handicapped.	227	68	295	178	58
79 Reformatory/Certified	2,810	189	2,999	2,810	189

* May be specified and information given separately for each type.
Key to abbreviations used in column 19,—

- (a-1) Number of Boys in Pre-Primary/Pre-Basic Stage.
- (a-2) Number of Girls in Pre-Primary/Pre-Basic Stage.
- (b-1) Number of Boys in Primary Stage.
- (b-2) Number of Girls in Primary Stage.

- (c-1) Number of Boys in Junior Basic Stage.
- (c-2) Number of Girls in Junior Basic Stage.
- (d-1) Number of Boys in Middle Stage.
- (d-2) Number of Girls in Middle Stage.
- (e-1) Number of Boys Junior Basic Stage in Senior Basic Schools.
- (e-2) Number of Girls Junior Basic Stage in Senior Basic Schools.

II-A.—Number of students in educational institutions for boys and number of residents in attached hostels—1964-65—cont.

Institutions, ' (1)	In Institutions managed by									
	Government/Government sponsored.				Local Bodies.		University/Board.		Private Bodies.	
	Central Government.		State Government.						Aided.	
	Boys. (2)	Girls. (3)	Boys. (4)	Girls. (5)	Boys. (6)	Girls. (7)	Boys. (8)	Girls. (9)	Boys. (10)	Girls. (11)
80 Others*—										
(i) Jail Schools	909
(ii)
81 Total	3,704	114	88	12	1,088	694
SCHOOLS FOR OTHER EDUCATION.										
82 Social (Adult) Education	278	..	335	73	4,271	875
83 Oriental Studies	348	73
84 Others*—										
(i)
(ii)
85 Total	278	..	335	73	4,619	948
86 Grand total	5,606	2,688	2,30,623	1,41,388	21,23,641	11,79,126	3,755	365	13,38,830	7,77,006

* May be specified and information given separately for each type.

Institution.	Private Bodies.		Total.			Number of residents in attached hostels.		Number of Students in attached classes by type and level of Education.
	Unaided.		Boys. (14)	Girls. (15)	All Persons. (16)	Boys. (17)	Girls. (18)	
	Boys. (12)	Girls. (13)						
80 Others—								
(i) Jail Schools	909	..	909	909
(ii)
81 Total	4,880	820	5,700	4,737	751	..
SCHOOLS FOR OTHER EDUCATION.								
82 Social (Adult) Education	4,884	948	5,832
83 Oriental Studies	86	..	434	73	507
84 Others—
(i)
(ii)
85 Total	86	..	5,318	1,021	6,339
86 Grand Total	3,401	1,761	37,05,856	21,02,334	58,08,190	1,21,367	13,736	..

* May be specified and information given separately for each type.

II-B.—Number of Students in Educational Institutions for Girls and Number of Residents in Attached Hostels—1964-65.

Institution. (1)	In Institutions managed by									
	Government/Government Sponsored.				Local Bodies.		University/Board.		Private Bodies.	
	Central Government.		State Government.		Boys. (6)	Girls. (7)	Boys. (8)	Girls. (9)	Aided.	
	Boys. (2)	Girls. (3)	Boys. (4)	Girls. (5)					Boys. (10)	Girls. (11)
1 Universities
2 Institutions deemed as Universities.
3 Institutions of National Importance.
4 University Teaching Departments.
5 Boards of Secondary and/or Intermediate Education.
6 Other Boards of Examinations.
7 Research Institutions
8 Total
COLLEGES FOR GENERAL EDUCATION.										
A. Degree and Post-Graduate Standard.										
9 Arts
10 Science
11 Arts and Science	1,564	11,268
12 Home Science
13 Others*—										
(i)
(ii)
14 Total	1,564	11,268

B. Under-Graduate (Intermediate/ Pre-University) Standard—										
15 Arts
16 Science
17 Arts and Science	187	1,130
18 Others*—										
(i)
(ii)
19 Total	187	1,130
COLLEGES FOR PROFESSIONAL EDUCATION.										
A. Degree and Post-Graduate Standard—										
20 Agriculture
21 Commerce
22 Engineering Technology and Architecture.
23 Fine Arts—										
(i) Music and Dancing
(ii) Others (including Applied Arts).
24 Forestry
25 Law
26 Medicine—										
(i) Allopathy
(ii) Ayurveda
(iii) Unani/Tibbia
(iv) Homoeopathy
27 Dentistry
28 Public Health
29 Nursing
30 Veterinary Science

* May be specified and information given separately for each type.

II-B.—Number of Students in Educational Institutions for Girls and Number of Residents in Attached Hostels 1964-65—cont.

Institutions.	Private Bodies.		Total.			Number of residents in attached hostels.		Number of Students in Attached Classes by type and level of Education, (19)
	Unaided.		Boys. (14)	Girls. (15)	All Persons. (16)	Boys. (17)	Girls. (18)	
	Boys. (12)	Girls. (13)						
UNIVERSITIES.								
1 Universities
2 Institutions deemed as Universities.
3 Institutions of National Importance.
4 University Teaching Departments.
5 Boards of Secondary and/or Intermediate Education.
6 Others Boards of Examinations.
7 Research Institutions
8 Total
COLLEGES FOR GENERAL EDUCATION.								
4. Degree and Post-Graduate Standard—								
9 Arts
10 Science
11 Arts and Science	12,832	12,832	..	4,476	..
12 Home Science
13 Others*—								
(i)
(ii)
14 Total	12,832	12,832	..	4,476	..

B. Under-Graduate (Intermediate/Pre-University) Standard—								
15 Arts
16 Science
17 Arts and Science	1,317	1,317	..	99	..
18 Others*—								
(i) Oriental Studies
(ii)
19 Total	1,317	1,317	..	99	..
COLLEGES FOR PROFESSIONAL EDUCATION.								
A. Degree and Post-Graduate Standard—								
20 Agriculture
21 Commerce
22 Engineering, Technology and Architecture.
23 Fine Arts—								
(i) Music and Dancing
(ii) Others (including Applied Art).
24 Forestry
25 Law
26 Medicine—								
(i) Allopathy
(ii) Ayurveda
(iii) Unani/Tibbia
(iv) Homoeopathy
27 Dentistry
28 Public Health
29 Nursing
30 Veterinary Science

* May be specified and information given separately for each type.

II-B.—Number of Students in Educational Institutions for Girls and Number of Residents in Attached Hostels (1964-65)—cont.

Institution. (1)	In Institutions managed by									
	Government/Government Sponsored.				Local Bodies.		University/Board.		Private Bodies.	
	Central Government.		State Government.		Boys. (6)	Girls. (7)	Boys. (8)	Girls. (9)	Aided.	
	Boys. (2)	Girls. (3)	Boys. (4)	Girls. (5)					Boys. (10)	Girls. (11)
31 Pharmacy
32 Physical Education
33 Social Work/Social Service
34 Teacher's Training—										
(i) Basic
(ii) Non-Basic	170	367
35 Others*—										
(i)
(ii)
36 Total	170	367
B. Under-Graduate (Intermediate/ Pre-Professional) Standard—										
37 Agriculture
38 Commerce
39 Engineering Technology and Architecture—
(i) Polytechnics	368
(ii) Industrial Training Institutes.
(iii) Others (including Architecture).
40 Fine Arts—										
(i) Music and Dancing

(ii) Others (including Applied Art).
41 Forestry
42 Medicine—										
(i) Allopathy
(ii) Ayurveda
(iii) Unani/Tibbia
(iv) Homoeopathy
43 Nursing and Midwifery
44 Compounding
45 Veterinary Science
46 Physical Education
47 Social Work/Social Service
48 Teacher Training—										
(i) Basic	3,865	3,310
(ii) Non-Basic	580	1,106
(iii) Arts and Crafts
(iv) Pre-Primary/Pre-Basic	321
49 Others*—										
(i)
(ii)
50 Total	4,813	4,737
COLLEGES FOR OTHER EDUCATION.										
A. Post-Graduate, Degree and Under-Graduate Standard—										
51 Oriental Studies
52 Others*—										
(i)
(ii)
53 Total

* May be specified and information given separately for each type.

II-B.—Number of Students in Educational Institutions for Girls and Number of Residents in Attached Hostels (1964-65)—cont.

Type of Institutions.	Private Bodies.		Total.			Number of residents in attached hostels.		Number of Students in Attached Classes by type and level of Education.
	Unaided.		Boys. (14)	Girls. (15)	All Persons. (16)	Boys. (17)	Girls. (18)	
	Boys. (12)	Girls. (13)						
31 Pharmacy
32 Physical Education
33 Social Work/Social Service
34 Teacher's Training—								
(i) Basic
(ii) Non-Basic	537	537	..	349	—
35 Others*—								
(i)
(ii)
36 Total	537	537	..	349	..
B. Under-Graduate (Intermediate/Pre-Professional) Standard—								
37 Agriculture
38 Commerce
39 Engineering, Technology and Architecture—								
(i) Polytechnics	368	368
(ii) Industrial Training Institutes.
(iii) Others (including Architecture).
40 Fine Arts—								
(i) Music and Dancing

	(ii) Others (including Applied Art).
41	Forestry
42	Medicine—								
	(i) Allopathy
	(ii) Ayurveda
	(iii) Unani/Tibbia
43	Nursing and Midwifery
44	Compounding
45	Veterinary Science
46	Physical Education
47	Social Work/Social Service
48	Teacher Training—								
	(i) Basic	7,175	7,175	..	6,530	..
	(ii) Non-Basic	1,686	1,686	..	1,031	..
	(iii) Arts and Crafts
	(iv) Pre-Primary/Pre-Basic	321	321	..	146	..
49	Others*—								
	(i)
	(ii)
50	Total	9,550	9,550	..	7,707	..
COLLEGES FOR OTHER EDUCATION.									
Post-Graduate, Degree and Under-Graduate Standard—									
51	Oriental Studies
52	Others*—								
	(i)
	(ii)
53	Total

* May be specified and information given separately for each type.

II-B.—Number of Students in Educational Institutions for Girls and Number of Residents in Attached Hostels (1984-85)—cont.

Type of Institutions. (1)	In Institutions managed by									
	Government/Government Sponsored.				Local Bodies.		University/Board.		Private Bodies.	
	Central Government.		State Government.						Aided.	
	Boys. (2)	Girls. (3)	Boys. (4)	Girls. (5)	Boys. (6)	Girls. (7)	Boys. (8)	Girls. (9)	Boys. (10)	Girls. (11)
SCHOOLS FOR GENERAL EDUCATION.										
54 Multipurpose Higher Secondary.
55 Higher Secondary
56 Post Basic
57 Multipurpose High
58 High	83	77	423	20,660	..	46,850	2,840	1,15,074
59 Senior Basic
60 Middle	856	580	1,191
61 Junior Basic
62 Primary (Non-Basic)
63 Pre-Primary	17	40	1,729	1,742
64 Total	83	77	440	27,556	..	46,850	5,099	1,18,007
SCHOOLS FOR VOCATIONAL/ PROFESSIONAL EDUCATION.										
65 Agriculture	35
66 Commerce
67 Fine Arts—										
(i) Music and Dancing
(ii) Others (including Applied Art).
68 Forestry

69 Compounding
70 Nursing and Midwifery
71 Veterinary Science
72 Physical Education
73 Social Work/Social Service
74 Teacher Training--										
(i) Basic
(ii) Non-Basic
(iii) Arts and Crafts
(iv) Pre-Primary/Pre-Basic
75 Technical--										
(i) Industrial Training Institutes.	119
(ii) Junior Technical Schools.
(iii) Others (Arts and Crafts Industrial).	896
76 Others*--										
(ii)
77 Total	154	896
SCHOOLS FOR SPECIAL EDUCATION.										
78 For the Handicapped--										
(a) Mentally handicapped
(b) Physically handicapped--										
(i) The Blind
(ii) The Deaf/Mute
(iii) The Orthopaedically handicapped.
79 Reformatory/Certified	691	73

* May be specified and information given separately for each type.

II-B.—Number of Students in Educational Institutions for Girls and Number of Residents in Attached Hostels, 1964-65—cont.

Institutions.	Private Bodies.		Total.			Number of residents in attached hostels.		Number of Students in Attached Classes by type and level of Education.
	Unaided.		Boys. (14)	Girls. (15)	All Persons. (16)	Boys. (17)	Girls. (18)	
	Boys. (12)	Girls. (13)						
SCHOOLS FOR GENERAL EDUCATION.								
54 Multi-purpose Secondary. Higher	a-1-a-2-b-1-b-2-c-1-c-2-d-1-d-2-e-1-e-2.
55 Higher Secondary	Do.
56 Post Basic	Do.
57 Multi-purpose High	Do.
58 High	1,499	4,692	4,845	1,93,353	1,98,193	..	16,639	a-1-a-2-b-1 4,704-b-2 17,020-c-1 e-2-d-1 119-d-2 89,274-e-1-e-2.
59 Senior Basic	a-1-a-2-b-1-b-2-c-1-c-2.
60 Middle	530	2,047	2,577	123	85	a-1-a-2-b-1 417-b-2 1,060-c-1-c-2.
61 Junior Basic	a-1-a-2.
62 Primary (Non-Basic)	Do.
63 Pre-Primary/Pre-Basic	13	4	1,759	1,786	3,545	107	83	..
64 Total	1,512	4,696	7,134	1,97,186	2,04,320	230	16,807	..
SCHOOLS FOR VOCATIONAL/ PROFESSIONAL EDUCATION.								
65 Agriculture	35	35
66 Commerce
67 Fine Arts—								
(i) Music and Dancing
(ii) Others (including Applied Art).
68 Forestry

69 Compounding
70 Nursing and Midwifery
71 Veterinary Science
72 Physical Education
73 Social Work/Social Service
74 Teacher Training—								
(i) Basic
(ii) Non-Basic
(iii) Arts and Crafts
(iv) Pre-Primary/Pre-Basic
75 Technical—								
(i) Industrial Training Institutes	119	119	..	43	..
(ii) Junior Technical Schools
(iii) Others (Arts and Crafts, Industrial)	896	896	..	233	..
76 Others*—								
(ii)
77 Total	1,050	1,050	..	311	..
SCHOOLS FOR SPECIAL EDUCATION.								
78 For the handicapped—								
(a) Mentally handicapped
(b) Physically handicapped.—								
(i) The Blind
(ii) The Deaf/Mute
(iii) The Orthopaedically handicapped
79 Reformatory/Certified	764	764	..	764	..

* May be specified and information given separately for each type

Key to abbreviations used in column 19.—

(a-1) Number of Boys in Pre-Primary/Pre-Basic Stage.

(b-1) Number of Boys in Primary Stage.

(c-1) Number of Boys in Junior Basic Stage.

(a-2) Number of Girls in Pre-Primary/Pre-Basic Stage.

(b-2) Number of Girls in Primary Stage.

(c-2) Number of Girls in Junior Basic Stage.

(d-1) Number of Boys in Middle Stage.

(d-2) Number of Girls in Middle Stage.

(e-1) Number of Boys in Senior Basic Stage.

(e-2) Number of Girls in Senior Basic Stage.

II-B.—Number of Students in Educational Institutions for Girls and Number of Residents in Attached Hostels, 1964-65—cont.

Institutions. (1)	In Institutions managed by									
	Government/Government Sponsored.				Local Bodies.		University/Board.		Private bodies.	
	Central Government.		State Government.						Aided.	
	Boys. (2)	Girls. (3)	Boys. (4)	Girls. (5)	Boys. (6)	Girls. (7)	Boys. (8)	Girls. (9)	Boys. (10)	Girls. (11)
80 Others*—										
(i) Jail Schools	66
(ii)
81 Total	757	73
SCHOOLS FOR OTHER EDUCATION.										
82 Social (Adult) Education
83 Oriental Studies
84 Others*—										
(i) Bhavani Sagar
(ii)
85 Total
86 Grand Total	83	77	440	35,201	..	46,850	5,099	1,86,528
Grand Total (Boys)	5,608	2,658	2,30,623	1,41,386	21,23,641	11,79,126	3,755	365	13,38,830	7,77,006
Grand Total (All Persons) ..	5,689	2,765	2,31,063	1,76,580	21,23,641	12,25,976	3,755	365	13,43,929	9,13,584

May be specified and information given separately for each type.

II-B.—Number of Students in Educational Institutions for Girls and Number of Residents in Attached Hostels, 1934-65—cont.

Institutions.	Private Bodies.		Total.			Number of residents in attached hostels.		Number of Students in Attached Classes by type and level of Education.
	Unaided.		Boys. (14)	Girls. (15)	All Persons. (16)	Boys. (17)	Girls. (18)	
	Boys. (12)	Girls. (13)						
80 Others—								
(i) Jail Schools	66	66	..	66	..
(ii)
81 Total	830	830	..	830	..
SCHOOLS FOR OTHER EDUCATION.								
82 Social (Adult) Education
83 Oriental Studies	50	50	..	29	..
84 Others—								
(i)
(ii)
85 Total	50	50	..	29	..
86 Grand Total	1,512	4,696	7,134	2,23,352	2,30,486	230	30,608	..
Grand Total (Boys)	3,401	1,761	37,05,856	21,02,334	58,18,190	1,21,367	13,736	..
Grand Total (All Persons) ..	4,913	6,457	37,12,990	23,25,686	60,33,676	1,21,597	44,344	..

* May be specified and information given separately for each type.

**III. A. Number of Students Receiving General Education (Collegiate) by Courses,
Stages and Classes, 1964-65.**

Type of Education. (1)	Number of Students.		
	Boys. (2)	Girls. (3)	Total. (4)
A. Pre-University Classes —			
Arts	9,773	2,248	12,021
Science	12,439	3,851	17,290
Commerce	2,669	962	3,631
Total A. ..	<u>25,881</u>	<u>7,061</u>	<u>32,942</u>
B. Universities—			
P. U. C. — — — — —	514	66	580
Total .. —	<u>514</u>	<u>66</u>	<u>580</u>
Three year Degree Course.			
Arts—			
I Year — — — — —	91	16	106
II Year	88	7	95
III Year — — — — —	62	8	70
Total	<u>241</u>	<u>30</u>	<u>271</u>
Science—			
I Year	191	26	217
II Year — — — — —	169	15	184
III Year —	150	17	167
Total	<u>510</u>	<u>58</u>	<u>568</u>
Total B: ..	<u>1,288</u>	<u>154</u>	<u>1,442</u>
C. University—			
Post Graduate Course.			
Arts—			
I Year — — — — —	53	14	67
II Year	59	11	70
Total	<u>112</u>	<u>25</u>	<u>137</u>
Science—			
I Year	123	13	136
II Year — — — — —	117	19	136
Total	<u>240</u>	<u>32</u>	<u>272</u>
Three year Degree Course.			
Arts—			
I Year	2,297	1,481	3,778
II Year	2,128	1,037	3,165
III Year	1,899	840	2,739
Total	<u>6,424</u>	<u>3,358</u>	<u>9,782</u>

**III-A.—Number of Students Receiving General Education (Collegiate) by Courses,
Stages and Classes, 1964-65—cont.**

Type of Education. (1)	Number of Students.		
	Boys. (2)	Girls. (3)	Total. (4)
Science—			
I year	5,385	1,806	7,191
II year	4,677	1,404	6,081
III year	3,694	1,219	4,913
Total ..	13,756	4,429	18,185
Home Science—			
I year	135	135
II year	126	126
III year	108	108
Total	369	369
Total C. ..	20,532	8,213	28,745
D. Post-Graduate Classes.			
Arts—			
I year	354	189	543
II year	339	84	423
Total ..	693	273	966
Science—			
I year	324	142	466
II year	285	123	408
Total ..	609	265	874
Total D. ..	1,032	538	1,570
M. Com.—			
I year	—	..
II year
E. DOCTORATE.			
Arts	11	2	13
Total E. ..	11	2	13
F. Certificates—			
Under-graduate	117	13	130
Diploma	83	13	96
Total F. ..	200	26	226
Grand Total (General Education) (A + B + C + D + E + F)	49,191	15,994	65,185

III-B.—Number of Students Receiving General Professional and other Education (Collegiate) by Courses and Stages 1964-65.

Type of Education. (1)	Under Graduate.		Graduate (Pass and Honors).		Post-Graduate.		Doctorate		Post-Graduate Diploma.		Under Graduate Diploma.		Total.		
	Boys. (2)	Girls. (3)	Boys. (4)	Girls. (5)	Boys. (6)	Girls. (7)	Boys. (8)	Girls. (9)	Boys. (10)	Girls. (11)	Boys. (12)	Girls. (13)	Boys. (14)	Girls. (15)	All Persons. (16)
A. Professional —															
Agriculture	605	..	85	2	7	..	280	977	2	979
Commerce	2,865	22	26	2,861	22	2,883
Engineering, Technology and Architecture—															
Civil, Electric and Mechanic @ Universities.	995	..	43	1,038	..	1,038
Engineering Colleges.	4,893	8	4,893	8	4,901
Technology	1,805	1	97	..	13	2	64	1	1,979	4	1,983
Others*—															
(i) Aeronautical Engineering..	122	1	122	1	123
(ii) Automobile Engineering	62	62	..	62
(iii) Polytechnics	10,248	375	10,248	375	10,623
Fine Arts—															
(i) Music and Dancing.	37	201	31	43	68	244	312
(i) Others including Fine Arts —															
Drawing	11	..	15	2	26	2	28
Forestry	227	227	..	227
Law	849	41	271	21	1,120	62	1,182

264A-24-27A

Medicine—																
Allopathy	1,211	304	2,548	1,063	119	40	2	..	2	2	3,882	1,419	5,301
Ayurvedha	10	..	54	11	2	64	11	75
Unani/Tibbia																
Homeopathy																
Dentistry																
Public Health																
Nursing and Midwifery Compounding.																
Veterinary Science ..	—	..	553	9	129	2	682	11	693
Library Science	—	10	6	10	6	16
Physical Education ..	471	97	..	—	471	97	568
Social Work/Social Service.	—	—	56	2	56	2	58
Rural Colleges ..	463	25	18	161	642	25	667
Teacher Training—																
(i) Basic	11,423	7,222	23	..	—	11,446	7,222	18,668
(ii) Non-Basic.. ..	1,576	1,764	994	592	20	19	2,592	2,375	4,967
(iii) Arts and Crafts Wood-work Training, Junior, Senior Instructor Training.	31	..	—	31	..	31
(iv) Pre-primary / Pre-basic.	..	321	—	321	321

Break up—																
Civil Engineering	1,428	4	1,428	4	1,432
Electrical Engineering	2,342	2	2,342	2	2,344
Mechanical Engineering	1,123	2	1,123	2	1,125
Total	4,893	8	4,893	8	4,901

* May be specified and Information supplied separately for each type.

III. B—Number of Students Receiving General Professional and other Education (Collegiate) by Courses and Stages, 1964-65—cont.

Type of Education. (1)	Under Graduate.		Graduate (Pass and Honors.)		Post Graduate.		Doctorate.		Post Graduate Diploma.		Under-Graduate Diploma.		Total.		
	Boys. (2)	Girls. (3)	Boys. (4)	Girls. (5)	Boys. (6)	Girls. (7)	Boys. (8)	Girls. (9)	Boys. (10)	Girls. (11)	Boys. (12)	Girls. (13)	Boys. (14)	Girls. (15)	All persons. (16)
Others*—															
(i) Tamil Pandits ..	380	380	..	380
(ii) Pulavar	84	33	84	33	117
(iii) Certificate Course in teaching.	31	7	31	7	38
(iv) Business management.	124	33	124	33	187
Total (Professional Education).	15,955	9,974	16,390	1,833	539	63	22	2	962	35	10,248	375	44,116	12,282	56,398
Other Education—															
Oriental Studies ..	1,099	279	1,099	279	1,378
Total (Other Education) ..	1,099	279	1,099	279	1,378
Grand Total Professional Education + Other Education.	17,054	10,253	16,390	1,833	539	63	22	2	962	35	10,248	375	45,215	12,561	57,776

* May be specified and information given for each type.

III. C-Number of Students Receiving General, Professional and other Education (Collegiate) by age groups, 1964-65.

Age group.	Number of Students receiving.								
	General Education.		Professional Education.		Other Education.		Total.		All Persons.
	Boys.	Girls.	Boys.	Girls.	Boys.	Girls.	Boys.	Girls.	
(1)	(2)	(3)	(4)	(5)	(6)	(7)	(8)	(9)	(10)
Below 14	1	25	1	25	26
14-15	2	433	6	28	51	21	59	482	541
15-16	1,266	3,023	74	38	39	30	1,379	3,291	4,670
16-17	2,363	4,098	2,042	1,312	51	84	4,456	5,494	9,950
17-18	3,834	4,090	3,112	1,411	126	39	7,072	5,540	12,612
18-19	4,543	2,025	3,216	1,894	110	43	7,869	3,962	11,833
19-20	7,169	1,063	4,182	1,948	147	19	11,498	3,030	14,528
20-21	9,078	680	6,817	1,684	140	16	16,035	2,380	18,415
21-22	9,197	105	5,068	1,748	115	10	14,380	1,863	14,243
22-23	5,361	202	5,402	488	97	8	10,860	698	11,558
23-24	2,150	57	6,827	944	90	4	9,062	1,005	10,072
24-25	1,201	8	5,418	412	57	2	6,676	422	7,098
Over 25	3,027	10	1,951	350	76	3	5,054	363	5,417
Total	49,191	15,994	44,116	12,282	1,099	279	94,406	28,555	122,961

III-D.—Number of Students Receiving General School Education by Age Groups and Standards, 1964-65.

Age group. (1)	Number of students in classes.									
	Re-primary.		I		II		III		IV	
	Boys. (2)	Girls. (3)	Boys. (4)	Girls. (5)	Boys. (6)	Girls. (7)	Boys. (8)	Girls. (9)	Boys. (10)	Girls. (11)
Below 5	1,811	1,946	6	11
5-6	384	290	361,843	226,003	5,887	8,445	11	5
6-7	177	190	249,400	248,649	236,262	193,520	8,410	8,908	48	51
7-8	88	45	102,265	74,674	182,438	116,005	182,105	124,423	3,591	4,872
8-9	28,083	22,939	103,257	82,849	149,858	106,035	206,751	72,165
9-10	7,845	6,544	44,119	28,563	90,786	62,955	89,417	58,481
10-11	1,931	1,737	12,808	9,664	44,723	29,325	59,603	70,236
11-12	624	484	3,631	2,989	15,328	9,196	31,895	35,215
12-13	109	892	740	4,838	2,857	12,577	13,513
13-14	166	107	1,517	572	3,940	4,245
14-15	18	311	170	1,155	978
15-16	30	12	144	139
16-17	2	22	18
17-18	4	4
18-19
19-20
20-21
21-22
22-23
23-24
24-25
Over 25
Total	2,460	2,471	751,996	581,150	589,460	442,900	497,917	344,460	409,147	259,917

III-D.—Number of Students Receiving General School Education by Age Groups and Standards, 1984-85.

Age group.		Number of students in classes.										
		V		VI		VII		VIII		IX		
		Boys. (12)	Girls. (13)	Boys. (14)	Girls. (15)	Boys. (16)	Girls. (17)	Boys. (18)	Girls. (19)	Boys. (20)	Girls. (21)	
(1)	(12)	(13)	(14)	(15)	(16)	(17)	(18)	(19)	(20)	(21)		
Below 5	
5-6	
6-7	
7-8	
8-9	..	4,549	3,855	2	41	
9-10	..	108,045	60,570	9,554	5,261	1,160	298	
10-11	..	96,973	67,816	78,449	46,791	9,358	4,081	1,312	1,030	
11-12	..	66,489	38,693	84,039	40,608	63,438	33,201	7,036	5,815	3,603	882	
12-13	..	37,594	19,711	50,514	24,794	64,681	31,035	48,975	26,565	7,131	4,648	
13-14	..	16,857	7,605	27,455	11,919	40,125	18,732	52,158	20,395	36,798	20,329	
14-15	..	4,855	2,229	11,719	4,338	19,467	9,352	34,840	14,176	49,264	20,230	
15-16	..	1,676	678	5,034	1,317	8,619	3,497	17,197	7,275	32,361	11,905	
16-17	..	167	67	1,610	342	3,518	1,401	8,914	2,853	17,129	5,681	
17-18	..	39	6	138	37	1,086	327	3,412	1,275	8,069	2,555	
18-19	..	5	1	8	9	98	51	936	287	2,588	1,185	
19-20	4	10	18	10	107	70	756	302	
20-21	10	3	11	212	31	410	118	
21-22	5	7	72	55	
22-23	16	7	
23-24	4	
4-25	11	
Over 25	12	
Total	..	337,249	201,231	268,526	135,496	211,571	101,996	175,104	79,779	158,197	67,924	
								General Science	157,940	67,437
								Hindi	158,190	66,626

III-D.—Number of Students Receiving General School Education by Age Groups and Standards 1964-65—cont.

Age group.	Number of students in classes.						All Persons. (28)
	X		XI		Total.		
	Boys. (22)	Girls. (23)	Boys. (24)	Girls. (25)	Boys. (26)	Girls. (27)	
Below 5	1,817	1,957	3,774
5-6	368,124	234,743	602,867
6-7	494,297	454,318	948,615
7-8	470,487	320,019	790,506
8-9	492,500	287,884	780,384
9-10	350,926	222,672	573,598
10-11	305,157	230,699	535,856
11-12	276,083	167,083	443,166
12-13	3,054	1,959	2,405	293	232,661	126,224	358,885
13-14	5,907	7,378	1,496	411	186,419	91,693	278,111
14-15	27,556	13,245	4,974	2,598	154,141	67,334	221,475
15-16	33,157	11,224	20,708	100,054	118,026	46,101	165,072
16-17	22,511	5,798	24,896	9,256	78,767	25,418	104,185
17-18	13,066	2,883	14,752	5,169	40,566	12,256	52,822
18-19	6,028	1,037	8,907	2,513	18,570	5,083	23,653
19-20	2,185	422	3,222	968	6,292	1,782	8,074
20-21	895	145	1,316	337	2,836	652	3,488
21-22	89	84	449	94	615	240	855
22-23	38	22	526	47	580	76	656
23-24	23	1	31	11	54	16	70
24-25	2	1	6	5	8	17	25
Over 25	1	1	5	1	18	19
	114,511	44,200	83,689	31,761	3,599,827	2,293,285	5,893,112

General Science =
Hindi =
Number of pupils studying in this final year
class of High Schools.

109,601 43,826 79,493
114,086 42,939 83,414

..
..
83,689 31,402
30,540
31,761

Total .. 115,459

**III E.—Number of Students Receiving Vocational, Professional, Special and other Education
(School Standard) by Type of Education.**

Type of education. (1)	Number of students.		
	Boys. 2)	Girls. (3)	Total. (4)
A. Vocational/Professional Education—			
Agriculture	173	35	208
Fine Arts—			
(i) Music and Dancing	1	55	56
(ii) Others (including Applied Art)
(iii) Forestry..
Compounding
Nursing and Midwifery
Veterinary Science
Physical Education
Social Work/Social Service..
Technical—			
(i) Technical	1,094	..	1,094
(ii) Industrial Arts and Crafts	7,287	1,032	8,319
Others*—			
i) Development Centre for Musical Instrument.	4	3	7
(ii)
(iii)
Total A (Vocational/Professional Education) ..	8,559	1,125	9,684
B. Special Education—			
For the Handicapped	1,161	631	1,792
Reformatory/Certified	2,810	953	3,763
Others*			
(i) Jail Schools	909	66	975
(ii)
(iii)
Total B (Special Education) ..	4,880	1,650	6,530
C. Other Education—			
Special (Adult) Education	4,884	948	5,832
Oriental Studies	434	123	557
Others*			
(i)
(ii)
(iii)
Total C (Other Education) ..	5,318	1,071	6,389
Grand Total (A + B + C) ..	18,757	3,846	22,603

* May be specified and Information given separately for each type.

III. F. Number of Students Receiving Vocational, Professional, Special and Other Education (School Standard) by Age-Groups.

Age group.	Type of Education.								All Persons.
	Vocational/Professional Education.		Special Education.		Other Education.		Total.		
	Boys.	Girls.	Boys.	Girls.	Boys.	Girls.	Boys.	Girls.	
(1)	(2)	(3)	(4)	(5)	(6)	(7)	(8)	(9)	(10)
Below 6	934	298	3	..	937	298	1,235
6-7	798	336	2	..	800	236	1,036
7-8	600	194	3	..	603	194	797
8-9	527	202	2	..	529	202	731
9-10	435	163	4	..	439	163	602
10-11	293	185	115	10	408	195	603
11-12	209	126	558	22	767	148	915
12-13	17	8	152	123	734	11	903	142	1,045
13-14	207	96	7	15	609	125	823	236	1,059
14-15	375	110	12	15	642	249	1,029	374	1,403
15-16	2,207	891	19	27	984	346	3,210	1,264	4,474
16-17	3,966	1,584	37	..	1,459	308	5,422	1,892	7,314
Above 17	26,804	8,794	857	66	203	..	27,864	8,860	36,724
Total ..	33,536	11,483	4,880	1,650	5,318	1,071	43,734	14,204	57,938

IV. Number of Teachers in School for General Education and number of Teachers by Stages of Education.

IV.—Number of Teachers in schools for General Education and number of Teachers by Stages of Education—1964-65.

Type of Institutions/Stage of Education. (1)	Trained.										
	Post-Graduate.		Graduate.		Passed Intermediate or Matriculate.		Non-Matriculate.		Total.		All persons. (12)
	Men. (2)	Women. (3)	Men. (4)	Women. (5)	Men. (6)	Women. (7)	Men. (8)	Women (9)	Men. (10)	Women. (11)	
A—BY TYPE-HIGHER SECONDARY/MULTI-PURPOSE HIGHER SECONDARY SCHOOLS.											
Government/Government Sponsored
Local Bodies
Private { Aided
{ Unaided
Total
POST BASIC SCHOOLS.											
Government/Government Sponsored
Local Bodies
Private { Aided	1	..	4	1	3	..	3	..	11	1	12
{ Unaided
Total ..	1	..	4	1	3	..	3	..	11	1	12
HIGH/MULTIPURPOSE HIGH SCHOOLS.											
Government/Government Sponsored ..	12	26	498	370	671	819	227	209	1,448	1,424	2,872
Local Bodies	302	23	4,641	672	9,440	2,142	2,551	435	16,034	3,272	20,206
Private { Aided	212	83	3,912	1,770	5,682	3,413	1,296	523	11,102	5,789	16,891
{ Unaided	5	..	23	114	15	123	3	52	46	289	335
Total ..	571	132	9,074	2,926	15,808	6,497	4,077	1,219	29,530	10,774	40,304

SENIOR BASIC SCHOOLS.																
Government/Government Sponsored	3	1	302	162	120	83	425	246	671					
Local Bodies	13	2	1,336	555	1,758	1,357	3,107	1,914	5,021					
Private	..	{	Aided	1	5	28	8	1,449	1,200	1,532	2,016	3,010	3,229	6,239
			Unaided
Total	1	5	44	11	3,087	1,917	3,410	3,456	6,542	5,389	11,931			
MIDDLE SCHOOLS.																
Government/Government Sponsored	17	2	665	447	508	321	1,190	770	1,960					
Local Bodies	5	..	99	14	6,330	2,649	8,106	5,637	14,540	8,300	22,840			
Private	..	{	Aided	2	44	20	4,621	3,394	4,619	5,777	9,284	9,193	18,477
			Unaided	3	..	11	8	1	..	15	8
Total	5	2	163	36	11,627	6,498	13,234	11,735	25,029	18,271	43,300			
JUNIOR BASIC/BASIC PRIMARY SCHOOLS.																
Government/Government Sponsored	1	294	174	335	253	629	428	1,057					
Local Bodies	1,762	466	3,115	2,228	4,877	2,704	7,581					
Private	..	{	Aided	4	1,147	632	2,107	2,020	3,254	2,656	5,910		
			Unaided		
Total	5	3,203	1,272	5,557	4,511	8,760	5,788	14,548					
PRIMARY SCHOOLS.																
Government/Government Sponsored	2	..	1,376	632	1,658	851	3,036	1,483	4,519					
Local Bodies	3	1	13,295	2,493	17,420	9,073	30,718	11,567	42,285					
Private	..	{	Aided	14	4,502	1,823	7,256	6,367	11,751	8,204	19,962		
			Unaided	3	4	5	4	8	12		
Total	5	15	19,173	4,951	26,338	16,296	45,516	21,262	66,778					

IV—Number of Teachers in schools for General Education and number of Teachers by Stages of Education—1964-65—cont.

Type of Institution/Stage of Education.	Untrained.					
	Post-Graduate.		Graduate.		Passed Intermediate or Matriculate.	
	Men. (13)	Women. (14)	Men. (15)	Women. (16)	Men. (17)	Women. (18)
A—BY TYPE-HIGHER SECONDARY/MULTI-PURPOSE HIGHER SECONDARY SCHOOLS.						
Government/Government Sponsored
Local Bodies
Private .. { Aided
{ Unaided
Total
POST BASIC SCHOOLS.						
Government/Government Sponsored
Local Bodies
Private .. { Aided	5	..	1	1
{ Unaided
Total	5	..	1	1
HIGH/MULTI-PURPOSE HIGH SCHOOLS.						
Government/Government Sponsored ..	3	5	26	58	10	11
Local Bodies	29	4	1,326	149	289	111
Private .. { Aided	14	17	711	232	213	145
{ Unaided	1	1	3	16	5	35
Total ..	47	27	2,066	455	517	302

SENIOR BASIC SCHOOLS.							
Government/Government Sponsored	1	..	
Local Bodies	2	1	30	22	
Private	{	Aided	..	2	2	3	9
		Unaided
Total	4	3	34	31	
MIDDLE SCHOOLS.							
Government/Government Sponsored	1	..	3	1	
Local Bodies	3	..	315	84	
Private	{	Aided	..	2	6	75	21
		Unaided
Total	6	6	393	106	
JUNIOR BASIC/BASIC PRIMARY SCHOOLS.							
Government/Government Sponsored	6	..	
Local Bodies	25	27	
Private	{	Aided	3	3	
		Unaided	
Total	34	30	
PRIMARY SCHOOLS.							
Government/Government Sponsored	21	4	
Local Bodies	1	..	622	139	
Private	{	Aided	..	1	3	77	13
		Unaided	1
Total	2	3	720	157	

IV.—Number of Teachers in schools for General Education and number of Teachers by Stages of Education—1964-65—cont.

Type of Institution/Stage of Education.	Untrained—cont.					Grand Total.		
	Non-Matriculate.		Total.			Men.	Women.	All persons.
	Men.	Women.	Men.	Women.	All persons.			
(19)	(20)	(21)	(22)	(23)	(24)	(25)	(26)	
A—BY TYPE—HIGHER SECONDARY/MULTI-PURPOSE HIGHER SECONDARY SCHOOLS.								
Government/Government Sponsored
Local Bodies
Private .. { Aided
{ Unaided
Total
POST BASIC SCHOOLS.								
Government/Government Sponsored
Local Bodies
Private { Aided	3	1	9	2	11	20	3	23
{ Unaided
Total ..	3	1	9	2	11	20	3	23
HIGH/MULTI-PURPOSE HIGH SCHOOLS.								
Government/Government Sponsored ..	11	3	50	77	127	1,498	1 501	2,999
Local Bodies	424	113	2,068	377	2,445	19,002	3,649	22,651
Private .. { Aided	236	91	1,174	485	1,659	12,276	6,274	18,550
{ Unaided	2	9	11	61	72	57	350	407
Total ..	673	216	3,303	1,000	4,303	32,833	11,774	44,607

SENIOR BASIC SCHOOLS.									
Government/Government Sponsored ..	4	2	5	2	7	430	248	678	
Local Bodies	60	16	92	39	131	3,199	1,953	5,152	
Private .. {	Aided	76	22	81	33	114	3,091	3,262	6,353
	Unaided	
Total ..	140	40	178	74	262	6,720	5,463	12,183	
MIDDLE SCHOOLS.									
Government/Government Sponsored ..	19	1	23	2	25	1,213	772	1,985	
Local Bodies	586	184	904	268	1,172	15,444	8,568	24,012	
Private {	Aided	369	126	446	153	599	9,730	9,346	19,076
	Unaided	16	8	23
Total ..	974	311	1,373	423	1,796	26,402	18,694	45,096	
JUNIOR BASIC/BASIC PRIMARY SCHOOLS.									
Government/Government Sponsored	6	..	6	635	428	1,063	
Local Bodies	26	21	51	48	99	4,928	2,752	7,680	
Private .. {	Aided	7	2	10	5	15	3,264	2,661	5,925
	Unaided	
Total ..	33	23	67	53	120	8,827	5,841	14,668	
PRIMARY SCHOOLS.									
Government/Government Sponsored ..	13	2	34	6	40	3,070	1,489	4,559	
Local Bodies	546	137	1,169	276	1,445	31,887	11,843	43,730	
Private .. {	Aided	59	16	137	32	169	11,895	8,236	20,131
	Unaided	1	16	1	17	18	5	25	30
Total ..	619	171	1,341	331	1,672	46,857	21,593	68,450	

IV. Number of Teachers in Schools for General Education and number of Teachers by Stages of Education 1964-65—cont.

Type of Institution/Stage of Education. (1)	Trained										
	Post-Graduate.		Graduate.		Passed intermediate or Metriculate.		Non-Metriculate		Total.		All persons (12)
	Men. (2)	Women. (3)	Men. (4)	Women. (5)	Men. (6)	Women. (7)	Men. (8)	Women. (9)	Men. (10)	Women. (11)	
PRE-PRIMARY/PRE-BASIC SCHOOLS.											
Government/Government Sponsored	2	2	2
Local Bodies
Private .. {	Aided	1	..	54	2	58	3	112	119
	Unaided	1	1	1
Total	1	57	2	58	3	115	118
Grand Total ..	578	139	9,291	2,994	52,901	21,192	52,621	37,275	1,15,391	61,600	1,76,991
B—BY STAGES.											
High/Higher Secondary Stage	565	191	9,078	2,923	2,966	1,102	1,069	420	13,678	4,576	18,254
Middle/Senior Basic Stage	10	8	207	47	24,896	11,467	4,005	1,102	29,118	12,624	41,742
Primary/Junior Basic Stage	3	..	5	16	25,039	8,562	47,541	35,675	72,588	44,253	1,16,841
Pre-Primary/Pre-Basic Stage	1	8	..	61	6	78	7	147	154
Total (B) ..	578	139	9,291	2,994	52,901	21,192	52,621	37,275	1,15,391	61,600	1,76,991

Type of Institution/Stage of Education.	Un Trained.					
	Post-Graduate.		Graduate.		Passed Intermediate or Metriculate.	
	Men. (13)	Women. (14)	Men. (15)	Women. (16)	Men. (17)	Women. (18)
PRE-PRIMARY/PRE/BASIC SCHOOLS.						
Government/Government Sponsored
Local Bodies
Private .. {	Aided	2
	Unaided
Total	2
Grand Total ..	47	27	2,083	467	1,699	629

B-BY STAGES.							
High/Higher Secondary Stage	47	27	2,671	451	76	65	
Middle/Senior Basic Stage	10	13	677	269	
Primary/Junior Basic Stage	2	3	948	293	
Pre-Primary/Pro-Basic Stage	2	
Total (B) ..	47	27	2,083	467	1,699	619	

Type of Institution/Stage of Education.	Un-Trained—cont.							
	Non-Metriculate.		Total.			Grand total.		
	Men. (19)	Women. (20)	Men. (21)	Women. (22)	All persons. (23)	Men. (24)	Women. (25)	All persons. (26)
PRE-PRIMARY/PRE-BASIC SCHOOLS.								
Government/Government Sponsored	2	2
Local Bodies
Private .. {	Aided	3	..	5	5	3	117	120
	Unaided	1	1
Total	3	..	5	5	3	120	123
Grand Total ..	2,442	765	6,271	1,888	8,159	1,21,662	63,488	1,85,150
B-BY STAGES								
High/Higher Secondary Stage	185	60	2,379	603	2,982	16,057	5,179	21,236
Middle/Senior Basic Stage	1,260	354	1,947	636	2,583	31,065	13,260	44,325
Primary/Junior Basic Stage	997	348	1,945	644	2,589	74,533	44,897	1,19,430
Pre-Primary/Pro-Basic Stage	3	..	5	5	7	152	159
Total (B) ..	2,442	765	6,271	1,888	8,159	1,21,662	63,488	1,85,150

V-A. Scholarships, Stipends, Free Studentships and other Financial Concessions Awarded to Students in Different Types of Institutions for Boys 1964-65.

Type of Institution. (1)	From Government Funds.				From local bodies funds.			
	Number.		Amount.		Number.		Amount.	
	Boys. (2)	Girls. (3)	Boys. (4)	Girls. (5)	Boys. (6)	Girls. (7)	Boys. (8)	Girls. (9)
A. Scholarships, Stipends and Free Studentships—							RS.	RS.
1 Universities and University Teaching Departments.	1,179	56	6,71,276	40,099
2 Institutions deemed as Universities and Institutions of National Importance.
3 All Boards of Examinations
4 Research Institutions
5 College for General Education.	16,583	353	49,90,805	12,47,702	40	2	28,316	1,491
6 Colleges for Professional and Other Education excluding Teachers Training.	6,280	270	46,21,044	429	70	1	37,219	563
7 Teacher Training—								
(a) Post Graduate and Degree Standard.	640	..	1,48,654	..	46	..	19,396	..
(b) Under-graduate Standard.	12,173	39	21,80,047	7,089
(c) School Standard
8 High/Higher Secondary Schools.	59,363	10,263	20,37,982	3,53,851	312	53	2,149	1,470
9 Middle/Senior Basic Schools/Upper Primary.	9,531	5,508	90,808	54,868	72	40	774	440
10 Primary/Junior Basic Schools.	7,874	4,987	87,954	33,221	146	89	1,496	914
11 Pre-Primary/Pre-Basic Schools.
12 Schools for Vocational/Professional Special/Other Education excluding Teacher Training Schools.	6,743	..	22,33,622
13 Total (A) ..	1,20,336	21,476	1,70,62,202	17,37,259	686	183	1,09,350	4,878

B. Other Financial Concessions—								
1	Universities and University Teaching Departments.	17	2	2,025	375
2	Institutions deemed as Universities and Institutions of National Importance.
3	All Boards of Examinations.
4	Research Institutions
5	Colleges for General Education.	3,046	46	3,65,520	6,139
6	Colleges for Professional and other Education excluding Teacher Training.	266	13	1,67,481	543
7	Teacher Training—							
	(a) Post Graduate and Degree Standard.
	(b) Under-graduate Standard.	517
	(c) School Standard	71,120
8	High/Higher Secondary Schools	19,341	3,442	5,70,895	1,00,307	8	3	472
9	Middle/Senior Basic Schools.	2,756	1,247	27,960	13,885
10	Primary/Junior Basic Schools.	1,876	1,059	14,513	8,336
11	Pre-Primary/Pre-Basic Schools.
12	Schools for Vocational/Professional Special/Other Education excluding Teacher Training Schools.	455	..	1,67,335
	Total (B)	28,274	5,809	13,86,849	1,29,585	8	3	472
13	Grand Total, (A-B)	1,48,640	27,285	1,84,49,051	18,66,844	694	186	1,09,822
								5,116

V-A. Scholarships, Stipends, Free Studentships and other Financial Concessions Awarded to Students in Different Types of Institutions for Boys 1964-65 - cont.

Type of Institution.	From University Funds.				From Institution Funds (Fees).			
	Number.		Amount.		Number.		Amount.	
	Boys. 10	Girls. (11)	Boys. (12)	Girls. (13)	Boys. (14)	Girls. (15)	Boys. (16)	Girls. (17)
			RS.	RS.			RS.	RS.
A. Scholarships, Stipends and Free Studentships—								
1 Universities and University Teaching Departments.	155	22	2,75,010	1,17,671	210	76	1,07,563	42,947
2 Institutions deemed as Universities and Institutions of National Importance.
3 All Boards of Examinations.
4 Research Institutions.
5 Colleges for General Education.	152	1	14,994	98	709	15	1,93,962	7,247
6 Colleges for Professional and Other Education excluding Teacher Training.	1	11	4,820	..	551	17	4,55,018	2,733
7 Teacher Training—								
(a) Post Graduate and Degree Standard.	5	..	320	..
(b) Under-graduate Standard.	128	..	91,820	..
(c) School Standard
8 High/Higher Secondary Schools.	55	28	3,820	234
9 Middle/Senior Basic Schools.	6	..	155	..
10 Primary/Junior Basic Schools.	62	..	620	..
11 Pre-Primary/Pre-Basic Schools.
12 Schools for Vocational/Professional/Special/Other Education excluding Teacher Training Schools.	638	..	94985	..
13 Total (A) ..	308	34	2,94,824	1,17,769	2,764	136	,48,263	53,161

B. Other Financial Concessions—									
1	Universities and University Teaching Departments.	-
2	Institutions deemed as Universities and Institutions of National Importance.	-
3	All Boards of Examinations.
4	Research Institutions.
5	Colleges for General Education.	165	3	7,425	144	131	11	7,744	704
6	Colleges for Professional and other Education excluding Teacher Training.	36	1	3,106	31
7	Teacher Training—								
	(a) Post - Graduate and Degree Standard.
	(b) Under-graduate Standard
	(c) School Standard
8	High/Higher Secondary Schools.	345	16	6,369	823
9	Middle/Senior Basic Schools.
10	Primary/Junior Basic Schools.
11	Pre-Primary/Pre-Basic Schools.
12	Schools for Vocational/Professional/Special/other Education excluding Teacher Training Schools.	75	..	27,948	..
13	Total (B)	165	3	7,425	144	587	28	45,167	1,558
	Grand total, (A-B)	473	37	3,02,249	1,17,913	3,351	164	9,93,430	54,719

V-A. Scholarships, Stipends, Free Studentships and other Financial Concessions Awarded to Students in Different Types of Institutions for Boys 1964-65—cont.

Type of Institution.	Form Endowments and Other Sources.				Total.			
	Number.		Amount.		Number.		Amount.	
	Boys. (18)	Girls. (19)	Boys. (20)	Girls. (21)	Boys. (22)	Girls. (23)	Boys. (24)	Girls. (25)
A. Scholarships, Stipends and Free Studentships—			RS.	RS.			RS.	RS.
1 Universities and University Teaching Departments	129	33	1,49,282	28,468	1,673	217	12,03,131	2,29,185
2 Institutions deemed as Universities and Institutions of National Importance.
3 All Boards of Examinations.
4 Research Institutions
5 Colleges for General Education.	481	21	99,579	4,526	1,965	392	53,27,656	12,61,064
6 Colleges for Professional and other Education excluding Teacher Training.	61	35	78,321	..	6,962	334	51,96,422	3,725
7 Teacher Training—								
(a) Post - Graduate and Degree Standard.	691	..	1,68,370	..
(b) Under-Graduate Standard.	19	..	4,45.	..	12,720	39	22,76,318	7,089
8 High/Higher Secondary Schools.	175	83	15,331	11,281	59,905	10,427	20,79,292	3,66,836
9 Middle/Senior Basic Schools. ..	1	..	12	..	9,610	5,548	91,749	55,308
10 Primary/Junior Basic Schools ..	41	53	410	451	8,123	5,129	90,480	34,586
11 Pre-Primary/Pre-Basic Schools.
12 Schools for Vocational/Professional/Special/other Education excluding Teacher Training Schools	247	..	47,541	..	7,628	..	23,76,148	..
13 Total (A) ..	1,154	225	3,94,927	44,726	1,25,277	22,086	1,88,09,566	19,57,793

B. Other Financial Concessions—									
1	Universities and University Teaching Departments.	17	2	2,025	395
2	Institutions deemed as Universities and Institutions of National Importance.
3	All Boards of Examinations
4	Research Institutions
5	Colleges for General Education.	244	6	23,431	586	3,586	66	4,04,120	7,573
6	Colleges for Professional and other Education excluding Teacher Training.	259	..	47,936	..	561	14	2,18,523	574
7	Teacher Training—								
	(a) Post-Graduate and Degree Standard.
	(b) Under-Graduate Standard.	517	..	71,120	..
	(c) School Standard
8	High/Higher Secondary Schools.	273	95	7,789	1,912	19,967	3,556	5,85,525	1,03,280
9	Middle/Senior Basic Schools.	2,756	1,247	27,960	13,885
10	Primary/Junior Basic Schools.	5	4	235	200	1,881	1,063	14,748	8,536
11	Pre-Primary/Pre-Basic Schools.
12	Schools for Vocational/Professional/Special/other Education excluding Teacher Training Schools.	100	..	14,596	..	630	..	2,09,879	..
	Total (B) ..	881	105	93,987	2,608	29,915	5,948	15,33,900	1,34,223
13	Grand Total (A+B) ..	2,035	330	4,88,914	47,424	1,55,192	28,034	2,03,43,466	20,92,016

V-A. Scholarships, Stipends, Free Studentships and other Financial Concessions Awarded to Students in Different Types of Institutions for Boys, 1964-65—cont.

Type of Institution.	Free Studentships.				Number of students in Institutions where Education is Free.	
	Number.		Yearly Amount Forgone.		Boys. (30)	Girls. (31)
	Boys. (26)	Girls. (27)	Boys. (28)	Girls. (29)		
A. Scholarships, Stipends and Free Studentships—			RS.	RS.		
1 Universities and University Teaching Departments.	1,059	37	2,16,794	6,203
2 Institutions deemed as Universities and Institutions of National Importance.
3 All Boards of Examinations
4 Research Institutions
5 Colleges for General Education.	14,957	297	22,31,571	3,72,262
6 Colleges for Professional and other Education excluding Teacher Training.	2,826	80	6,57,123	800
7 Teacher Training—						
(a) Post-Graduate and Degree Standard.	93	..	18,842	..	23	—
(b) Under-Graduate Standard.	12,999	47
(c) School Standard
8 High/Higher Secondary Schools.	1,371	290	1,10,045	11,799	7,32,473	1,40,545
9 Middle/Senior Basic Schools	10,91,562	7,37,622
10 Primary/Junior Basic Schools.	14,58,795	10,02,054
11 Pre-Primary/Pre-Basic Schools.
12 Schools for Vocational/Professional/Special/other Education excluding Teacher Training Schools.	1,262	..	1,75,431	..	14,776	1,768
13 Total A ..	21,568	704	34,10,510	3,91,064	33,10,628	18,82,036

264A-24-30A

B. Other Financial Concessions—							
1	Universities and University Teaching Departments.
2	Institutions deemed as Universities and Institutions of National Importance.
3	All Boards of Examinations
4	Research Institutions
5	Colleges for General Education.
6	Colleges for Professional and other Education excluding Teacher Training.
7	Teacher Training—						
	(a) Post-Graduate and Degree Standard.
	(b) Under-Graduate Standard.
	(c) School Standard
8	High/Higher Secondary Schools.
9	Middle/Senior Basic Schools
10	Primary/Junior Basic Schools.
11	Pre-Primary/Pre-Basic Schools.
12	Schools for Vocational/Professional Special/other Education excluding Teacher Training Schools.
	Total B
13	Grand total (A+B) ..	21,568	704	34,10,510	3,91,064	33,10,628	18,82,036

V-B. Scholarships, Stipends, Free Studentships and Other Financial Concessions Awarded to Students in Different Types of Institutions for Girls.

Type of Institution. (1)	From Government Funds.				From Local Bodies Funds.			
	Number.		Amount.		Number.		Amount.	
	Boys. (2)	Girls. (3)	Boys. (4)	Girls. (5)	Boys. (6)	Girls. (7)	Boys. (8)	Girls. (9)
A. Scholarships, Stipends and Free Studentships—			RS.	RS.			RS.	RS.
1 Universities and University Teaching Departments.
2 Institutions deemed as Universities and Institutions of National Importance.
3 All Boards of Examinations
4 Research Institutions
5 Colleges for General Education.	..	2,803	..	11,33,385	..	80	..	31,048
6 Colleges for Professional and other Education excluding Teacher Training.
7 Teacher Training—								
(a) Post-Graduate and Degree Standard.	..	160	..	42,241	..	1	..	450
(b) Under-Graduate Standard.	..	8,679	..	15,52,228
(c) School Standard
8 High/Higher Secondary Schools.	20	11,019	149	5,20,591	..	753	..	22,636
9 Middle/Senior Basic Schools/Upper Primary.	..	35	..	1,890
10 Primary/Junior Basic Schools.
11 Pre-Primary/Pre-Basic Schools.
12 Schools for Vocational/Professional/Special/other Education excluding Teacher Training Schools.	..	113	..	29,305
13 Total A ..	20	22,809	149	82,79,640	..	834	..	55,034

B. Other Financial Concessions—								
1	Universities and University Teaching Departments.
	Institutions deemed as Universities and Institutions of National Importance.
3	All Boards of Examinations
4	Research Institutions
5	Colleges for General Education.	..	156	..	21,564	..	1	200
6	Colleges for Professional and other Education excluding Teacher Training.
7	Teacher Training—							
	(a) Post-Graduate and Degree Standard.
	(b) Under-Graduate Standard.
	(c) School Standard
8	High/Higher Secondary Schools.	..	70	..	8,791
9	Middle Senior Basic Schools	2,133	..	69,825	..	2	50
10	Primary/Junior Basic Schools.	..	14	..	111
11	Pre-Primary/Pre-Basic Schools.
12	Schools for Vocational/Professional/Special other Education excluding Teacher Training Schools.
	Total B	2,373	..	1,00,291	..	3	250
13	Grand Total (A+B) ..	20	25,182	149	33,79,931	..	837	55,284

V-B. Scholarships, Stipends, Free Studentships and Other Financial Concessions Awarded to Students in Different Types of Institutions for Girls, 1964-65—cont.

Type of Institution.	From University Funds.				From Institution Funds (Fees).			
	Number.		Amount.		Number.		Amount.	
	Boys. (10)	Girls. (11)	Boys. (12)	Girls. (13)	Boys. (14)	Girls. (15)	Boys. (16)	Girls. (17)
A. Scholarships, Stipends and Free Studentships—			RS.	RS.			RS.	RS.
1 Universities and University Teaching Departments.
2 Institutions deemed as Universities and Institutions of National Importance.
3 All Boards of Examinations
4 Research Institutions
5 Colleges for General Education.	..	35	..	5,539	..	77	..	12,902
6 Colleges for Professional and other Education excluding Teacher Training.	-
7 Teacher Training—								
(a) Post-Graduate and Degree Standard.	..	5	..	442
(b) Under-Graduate Standard.
(c) School Standard
8 High/Higher Secondary Schools.			105	..	13,645
9 Middle/Senior Basic Schools/Upper Primary.
10 Primary/Junior Basic Schools.
11 Pre-Primary/Pre-Basic Schools.		40		1,445	..
12 Schools for Vocational/Professional/Special/other Education excluding Teacher Training Schools.	109	..	8,400
13 Total (A)	40	..	5,981	40	291	1,445	34,947

B. Other Financial Concession—									
1	Universities and University Teaching Departments.	
2	Institutions deemed as Universities and Institutions of National Importance.	
3	All Boards of Examinations.	
4	Research Institutions	
5	Colleges for General Education.	5	..	189	
6	Colleges for Professional and other Education excluding Teacher Training.	
7	Teacher Training—								
	(a) Post-Graduate and Degree Standard.	1	..	37	
	(b) Under-Graduate Standard.	
	(c) School Standard	
8	High/Higher Secondary Schools.	
9	Middle/Senior Basic Schools.	
10	Primary/Junior Basic Schools.	
11	Pre-Primary/Pre-Basic Schools.	
12	Schools for Vocational/Professional/Special other Education excluding Teacher Training Schools.	
	Total (B)	6	..	226	
13	Grand Total (A+B)	..	40	..	5,981	40	297	1,445	35,173

V-B. Scholarships, Stipends, Free Studentships and Other Financial Concessions Awarded to Students in Different Types of Institutions for Girls, 1964-65—cont.

Type of Institution.	From Endowments and Other Sources.				Total.			
	Number.		Amount.		Number.		Amount.	
	Boys. (18)	Girls. (19)	Boys. (20)	Girls. (21)	Boys. (22)	Girls. (23)	Boys. (24)	Girls. (25)
A. Scholarships, Stipends and free studentships—			Rs.	Rs.			Rs.	Rs.
1 Universities and University Teaching Departments.	-	..	-
2 Institutions deemed as Universities and Institutions of National Importance.	-
3 All Boards of Examinations
4 Research Institutions
5 Colleges for General Education.	..	124	..	16,087	..	3,119	..	11,99,861
6 Colleges for Professional and other Education excluding Teacher Training.
7 Teacher Training—								
(a) Post-Graduate and Degree Standard.	..	1	..	300	..	167	..	43,433
(b) Under-Graduate Standard.	..	17	..	1,611	..	8,696
(c) School Standard	15,53,839
8 High/Higher Secondary Schools.	..	60	..	1,432	20	11,937	149	5,58,304
9 Middle/Senior Basic Schools.	35	..	1,890
10 Primary/Junior Basic Schools.
11 Pre-Primary/Pre-Basic Schools.	40	..	1,445	..
12 Schools for Vocational/Professional/Special/other Education excluding Teacher Training Schools.	..	36	..	810	..	258	..	38,515
13 Total (A)	238	..	20,240	60	24,212	1,594	33,95,842

B. Other financial Concessions—								
1	Universities and University Teaching Departments.
2	Institutions deemed as Universities and Institutions of National Importance.
3	All Boards of Examinations
4	Research Institutions.
5	Colleges for General Education.	..	6	..	728	..	168	.. 22,681
6	Colleges for Professional and other Education excluding Teacher Training.
7	Teacher Training—							
	(a) Post Graduate and Degree Standard.	1	.. 37
	(b) Under Graduate Standard.	79	.. 8,791
	(c) School Standard	9	..	154	..	2,144	.. 70,029
8	High/Higher Secondary Schools.
9	Middle/Senior Basic Schools	14	.. 111
10	Primary/Junior Basic Schools.
11	Pre-Primary/Pre-Basic Schools.
12	Schools for Vocational/Professional/Special/other Education excluding Teacher Training Schools.
13	Total (B)	..	15	..	882	..	2,397	.. 1,01,649
	Grand Total (A+B)	253	..	21,122	60	26,609	1,594 34,97,4 1

V-B.—Scholarships, Stipends, Free Studentships and Other Financial Concession Awarded to Students in Different Types of Institutions For Girls, 1964-65—*cont*

Type of Institution.	Free Studentships.				Number of Student in Institutions where Education is free.	
	Number.		Yearly Amount Foregone.		Boys. (30)	Girls. (31)
	Boys. (26)	Girls. (27)	Boys. (28)	Girls. (29)		
A. Scholarships, Stipends and Free Studentships—			RS.	RS.		
1 Universities and University Teaching Departments.
2 Institutions deemed as Universities and Institutions of National Importance.
3 All Boards of Examinations
4 Research Institutions
5 Colleges for General Education.	..	2,727	..	3,94,335
6 Colleges for Professional and other Education excluding Teacher Training.
7 Teacher Training—						
(a) Post Graduate and Degree Standard.
(b) Under graduate Standard.	9,182
(c) School Standard
8 High/Higher Secondary Schools.	128	135	1,713	6,396	1,558	1,79,957
9 Middle/Senior Basic Schools.	530	2,047
10 Primary/Junior Basic Schools.
11 Pre-Primary/Pre-Basic Schools.	43	45	2,050	2,150
12 Schools for Vocational/Professional/Special/other Education excluding Teacher Training Schools.	..	34	..	1,737	..	830
13 Total (A) ..	171	2,941	3,763	4,04,618	2,088	1,92,016

B. Other Financial Concessions—							
1	Universities and University Teaching Department.
2	Institutions deemed as Universities and Institutions of National Importance.
3	All Boards of Examinations.
4	Research Institutions
5	Colleges for General Education.
6	Colleges for Professional and other Education excluding Teacher Training.
7	Teacher Training—						
	(a) Post Graduate and Degree Standard.
	(b) Under Graduate Standard.
	(c) School Standard
8	High/Higher Secondary Schools.
9	Middle/Senior Basic Schools.
10	Primary/Junior Basic Schools.
11	Pre-Primary/Pre-Basic Schools.
12	Schools for Vocational/Professional/Special other Education excluding Teacher Training Schools.
13	Total (B)
	Grand Total (A+B)	171	2,941	3,763	4,04,618	2,088	1,92,016

VI-A.—Expenditure on Educational Institutions for Boys, 1964-65.

Type of institution. (1)	Government Institutions/Government Sponsored Institutions.					
	Government Funds. (2)	Local Body Funds. (3)	University Funds. (4)	Fees. (5)	Endowments and Other sources. (6)	Total. (7)
	RS.	RS.	RS.	RS.	RS.	RS.
UNIVERSITIES.						
1 Universities
2 Institutions deemed as Universities
3 Institution of National Importance ..	41,34,216	3,13,100	..	44,47,316
4 University Teaching Departments
5 Boards of Secondary and/or Intermediate Education.
6 Other Board of Examinations
7 Research Institutions
8 Total ..	41,34,216	3,13,100	..	44,47,316
COLLEGES FOR GENERAL EDUCATION.						
(*) Degree and Post-Graduate Standard—						
9 Arts
10 Science
11 Arts and Science	18,83,293	13,70,989	3,01,744	35,56,026
12 Home Science
13 Others*—						
(i)
(ii)
Total ..	18,83,293	13,70,989	3,01,744	35,56,026

(b) Under-Graduate (Intermediate/Pre-University) Standard—							
15	Arts
16	Science
17	Arts and Science	2,41,415	98 738	837	3,40,990
18	Others*—						
	(i) Oriental
	(ii)
19	Total ..	2,41,415	98 738	837	3,40,990
COLLEGES FOR PROFESSIONAL EDUCATION.							
(a) Degree and Post-Graduate Standard—							
20	Agriculture	6,09,438	75,096	..	6,84,534
21	Commerce
22	Engineering, Technology and Architecture.	37,10,793	56,233	21,881	37,88,907
23	Fine Arts—						
	(i) Music and Dancing	55,896	7,507	25,000	88,403
	(ii) Others (including Applied Art)
24	Forestry
25	Law	80,537	4,37,659	..	5,18,196
26	Medicine—						
	(i) Allopathy	61,625	21,099	67,82,724
	(ii) Ayurveda	10,986	10,986
	(iii) Unani/Ibbia
	(iv) Homoeopathy
27	Dentistry
28	Public Health
29	Nursing
30	Veterinary Science	15,14,558	1,72,679	..	16,87,237
31	Pharmacy
32	Physical Education
33	Social work/Social Service

* May be specified and information given separately for each type.

VI-A.—Expenditure on Educational Institutions for Boys, 1964-65—cont.

Type of institution.	Local Bodies.				Institutions.	
	Government Funds.	Local Body Funds.	University Funds.	Fees.	Endowments and Other sources.	Total.
	(8)	(9)	(10)	(11)	(12)	(13)
	₹.	₹.	₹.	₹.	₹.	₹.
UNIVERSITIES.						
1 Universities
2 Institutions deemed as Universities
3 Institutions of National Importance
4 University Teaching Departments
5 Boards of Secondary and/or Intermediate Education.
6 Other Boards of Examinations
7 Research Institutions..
8 Total
COLLEGES FOR GENERAL EDUCATION.						
(a) Degree and Post-Graduate Standard—						
9 Arts
10 Science
11 Arts and Science
12 Home Science
13 Others*—						
(i)
(ii)
14 Total

(b) Under-Graduate (Intermediate/Pre-University) Standard—						
15	Arts
16	Science
17	Arts and Science
18	Others*—					
	(i) Oriental
	(ii)
19	Total
COLLEGES FOR PROFESSIONAL EDUCATION						
(a) Degree and Post-Graduate Standard—						
20	Agriculture
21	Commerce
22	Engineering, Technology and Architecture.
23	Fine Arts—					
	(i) Music and Dancing
	(ii) Others (Including Applied Art)
24	Forestry
25	Law
26	Medicine—					
	(i) Allopathy
	(ii) Ayurveda
	(iii) Unani/Tibbia
	(iv) Homoeopathy
27	Dentistry
28	Public Health
29	Nursing
30	Veterinary Science
31	Pharmacy
32	Physical Education
3	Social work/Social Service

* May be specified and information separately for each type.

VI-A.—Expenditure on Educational Institutions for Boys, 1964-65—cont.

Type of institution.	Institutions managed by University/Boards.					
	Government Funds.	Local Body Funds.	University Funds.	Fees.	Endowments and Other sources.	Total.
	(14)	(15)	(16)	(17)	(18)	(19)
	RS.	RS.	RS.	RS.	RS.	RS.
UNIVERSITIES.						
1 Universities	49,71,258	29,36,029	41,55,795	1 20,63,082
2 Institutions
3 Institutions of National Importance
4 University Teaching Departments
5 Boards of Secondary and/or Intermediate Education.	25,23,518	..	25 23,518
6 Other Boards of Examinations
7 Research Institutions
8 Total ..	49,71,258	54,59,547	41,55,795	1,45,86,600
COLLEGES FOR GENERAL EDUCATION.						
<i>(a) Degree and Post-Graduate Standard—</i>						
9 Arts
10 Science
11 Arts and Science
12 Home Science
13 Others*—						
(i) Oriental
(ii)
14 Total

(b) Under-Graduate (Intermediate/Pre-University) Standard—							
15 Arts
16 Science
17 Arts and Science
18 Others*—							
(i) Oriental
(ii)
19	Total
COLLEGES FOR PROFESSIONAL EDUCATION.							
(a) Degree and Post-Graduate Standard—							
20 Agriculture
21 Commerce
22 Engineering, Technology and Architecture.
23 Fine Arts—							
(i) Music and Dancing
(ii) Others (including Applied Art)
24 Forestry
25 Law
26 Medicine—							
(i) Allopathy
(ii) Ayurveda
(iii) Unani/Tibbia
(iv) Homoeopathy
27 Dentistry
28 Public Health
29 Nursing
30 Veterinary Science
31 Pharmacy
23 Physical Education
33 Social work/Social Service

* May be specified and information given separately for each type.

VI-A.—Expenditure on Educational Institutions for Boys, 1964-65—cont.

Type of institution.	Institutions managed by Private Bodies.					
	Aided.					
	Government Funds. (20)	Local Body Funds (21)	University Funds. (22)	Fees. (23)	Endowments and Other Sources. (24)	Total. (25)
	RS.	RS.	RS.	RS.	RS.	RS.
UNIVERSITIES.						
1 Universities
2 Institutions deemed as Universities
3 Institutions National Importance
4 University Teaching Departments
5 Boards of Secondary and/or Intermediate Education.
6 Other Boards of Examinations
7 Research Institutions
8 Total
COLLEGES FOR GENERAL EDUCATION.						
<i>(a) Degree and Post-Graduate Standard—</i>						
9 Arts
10 Science
11 Arts and Science	35,93,657	77,82,275	16,24,666	1,30,00,598
12 Home Science
13 Others*—						
(i)
ii
Total ..	35,93,657	77,82,275	16,24,666	1,30,00,598

(b) Under-Graduate (Intermediate/Pre-University) Standard—							
15 Arts
16 Science
17 Arts and Science	1,46,163	83,474	61,582	2,91,219	
18 Others*—							
(i) Oriental
(ii)
19 Total	1,46,163	83,474	61,582	2,91,219	
COLLEGES FOR PROFESSIONAL EDUCATION.							
(a) Degree and Post-Graduate Standard—							
20 Agriculture
21 Commerce
22 Engineering, Technology and Architecture.	13,12,531	9,87,220	11,30,623	34,30,374	
23 Fine Arts—							
(i) Music and Dancing	65,000	16,857	23,552	1,05,409	
(ii) Others (including Applied Art)
24 Forestry
25 Law
26 Medicine -							
(i) Allopathy	1,64,338	51,21,022	19,87,401	72,72,761	
(ii) Ayurveda
(iii) Unani/Tibbia
(iv) Homoeopathy
27 Dentistry
28 Public Health
29 Nursing
30 Veterinary Science
31 Pharmacy
32 Physical Education	36,454	76,650	79,671	1,92,781	
33 Social Work/Social Service	26,398	29,809	49,764	1,05,971	

* May be specified and information given separately for each type.

VI-A.—Expenditure on Educational Institutions for Boys, 1964-65—cont.

Type of Institutions.	Institutions managed by Private Bodies—cont.					
	Un-aided.					
	Government Funds. (26)	Local Body Funds. (27)	University Funds. (28)	Fees. (29)	Endowments and Other Sources. (30)	Total. (31)
UNIVERSITIES.						
1 Universities
2 Institutions deemed as Universities
3 Institutions of National Importance
4 University Teaching Departments
5 Boards of Secondary and/or Intermediate Education.
6 Other Boards of Examinations
7 Research Institutions
8 Total
COLLEGES FOR GENERAL EDUCATION.						
(a) Degree and Post-Graduate Standard—						
9 Art
10 Science
11 Arts and Science	59,867	59,867
12 Home Science
13 Others*—						
(i)
(ii)
14 Total	59,867	59,867

(b) Under-Graduate (Intermediate/Pre-University) Standard—

15 Arts
16 Science
17 Arts and Science
18 Others*—							
(i) Oriental
(ii)
19 Total

COLLEGES FOR PROFESSIONAL EDUCATION.

(a) Degree and Post-Graduate Standard—

20 Agriculture
21 Commerce
22 Engineering, Technology and Architecture.
23 Fine Arts—							
(i) Music and Dancing
(ii) Others (including Applied Art)
24 Forestry
25 Law
26 Medicine—							
(i) Allopathy
(ii) Ayurveda
(iii) Unani/Tibbia
(iv) Homoeopathy
27 Dentistry
28 Public Health
29 Nursing
30 Veterinary Science
31 Pharmacy
32 Physical Education
33 Social Work/Social Service

* May be specified and information given separately for each type.

VI-A.—Expenditure on Educational Institutions for Boys, 1964-65—cont.

Type of Institution.	Total, Direct Expenditure.					
	Government Funds.	Local Body Funds.	University Funds.	Fees.	Endowments and Other Sources.	Total.
	(32)	(33)	(34)	(35)	(36)	(37)
UNIVERSITIES.	RS.	RS.	RS.	RS.	RS.	RS.
1 University	49,71,258	29,36,029	41,55,795	1,20,63,082
2 Institutions deemed as Universities
3 Institutions of National Importance ..	41,34,216	3,13,100	..	44,47,316
4 University Teaching Departments
5 Boards of Secondary and/or Intermediate Education.	25,23,518	..	25,23,518
6 Other Boards of Examinations
7 Research Institutions
8 Total ..	91,05,474	57,72,647	41,55,795	1,90,33,916
COLLEGES FOR GENERAL EDUCATION.						
(a) Degree and Post-Graduate Standard—						
9 Arts
10 Science
11 Arts and Science	54,76,950	91,53,264	19,86,277	1,66,16,491
12 Home Science
13 Others*—						
(i)
(ii)
14 Total ..	54,76,950	91,53,264	19,86,277	1,66,16,491

(b) Under-Graduate (Intermediate/Pre-University) Standard—						
15 Arts
16 Science
17 Arts and Science	3,87,578	1,82,212	62,419	6,32,209
18 Others*—						
(i) Oriental
(ii)
19 Total ..	3,87,578	1,82,212	62,419	6,32,209
COLLEGES FOR PROFESSIONAL EDUCATION.						
(a) Degree and Post-Graduate Standard—						
20 Agriculture	6,09,438	75,096	..	6,84,534
21 Commerce
22 Engineering, Technology and Architecture.	50,23,324	10,43,453	11,52,504	72,19,281
23 Fine Arts—						
(i) Music and Dancing	1,20,896	24,364	48,552	1,93,812
(ii) Others (including Applied Art)
24 Forestry
25 Law	80,537	4,37,659	..	5,18,196
26 Medicine—						
(i) Allopathy	69,25,963	51,21,022	20,08,500	1,40,55,485
(ii) Ayurveda	10,986	10,986
(iii) Unani/Tibbia
(iv) Homoeopathy
27 Dentistry
28 Public Health
29 Nursing
30 Veterinary Science	15,14,558	1,72,679	..	16,87,237
31 Pharmacy
32 Physical Education	36,454	76,656	79,671	1,92,781
33 Social Work/Social Service	26,398	29,809	49,764	1,05,971

* May be specified information given separately for each type.

VI-A.—Expenditure on Educational Institutions for Boys, 1964-65—cont.

Total, Direct expenditure by [items included in column (40)].					
Type of Institution.	Salaries of Teachers. (38)	Salaries of other staff. (39)	Equipment and Other Appliances (Recurring). (40)	Other items. (41)	Total. (42)
	RS.	RS.	RS.	RS.	RS.
UNIVERSITIES.					
1 University	28,65,186	9,45,317	2,41,692	80,10,887	1,20,63,082
2 Institutions deemed as Universities ..	12,59,011	14,67,492	6,12,862	11,08,545	44,47,316
3 Institutions of National Importance
4 University Teaching Departments
5 Boards of Secondary/and or Intermediate Education.	25,23,518	25,23,518
6 Other Boards of Examinations
7 Research Institutions
8 Total ..	41,24,197	24,12,809	8,53,960	1,16,42,950	1,90,33,916
COLLEGES FOR GENERAL EDUCATION.					
<i>(a) Degree and Post-Graduate Standard—</i>					
9 Arts
10 Science
11 Arts and Science	96,64,176	24,87,057	13,16,705	31,48,553	1,66,16,491
12 Home Science
13 Others*—					
(i)
(ii)
14 Total ..	96,64,176	24,87,057	13,16,705	31,48,553	1,66,16,491

(b) Under-Graduate (Intermediate/Pre-University) Standard.—					
15 Arts
16 Science
17 Art and Science	2,72,944	70,010	2,20,194	69,061	6,32,209
18 Others*—					
(i) Oriental
(ii)
19 Total ..	2,72,944	70,010	2,20,194	69,061	6,32,209
COLLEGES FOR PROFESSIONAL EDUCATION.					
(a) Degree and Post-Graduate Standard—					
20 Agriculture	4,04,212	2,05,226	63,827	11,469	6,84,534
21 Commerce
22 Engineering, Technology and Architecture.	33,47,926	13,57,378	6,44,063	18,69,914	72,19,281
23 Fine Arts--					
(i) Music and Dancing	1,30,535	24,050	8,056	1,18,171	1,92,812
(ii) Others (including Applied Art)
24 Forestry
25 Law	1,60,271	20,690	2,79,962	57,273	5,18,196
26 Medicine—					
(i) Allopathy	65,78,024	22,49,318	6,17,026	46,16,122	1,40,55,485
(ii) Ayurveda	2,160	5,107	..	3,719	10,986
(iii) Unani/Tibbia
(iv) Homoeopathy
27 Dentistry
28 Public Health
29 Nursing
30 Veterinary Science	7,78,440	2,79,338	2,18,797	4,15,662	16,87,237
31 Pharmacy
32 Physical Education	1,04,328	50,297	25,029	13,117	1,92,781
33 Social Work/Social Service	37,824	10,909	..	57,228	1,05,971

* May be specified and information given separately for each type..

VI-A.—Expenditure on Educational Institutions for Boys, 1964-65—*cont.*

Type of institution. (1)	Government Institutions/Government Sponsored Institutions.					
	Government Funds.	Local Body Funds.	University Funds.	Fees.	Endowments and Other sources.	Total.
	(2)	(3)	(4)	(5)	(6)	(7)
	RS.	RS.	RS.	RS.	RS.	RS.
34 Teacher Training						
(i) Basic	50,553	50,553
(ii) Non-Basic	5,88,996	14,569	1,800	6,04,865
35 Others*—						
(i) Rural Colleges	—
(ii)
36 Total ..	1,83,83,382			7,63,743	69,280	1,42,16,405
(b) Under-Graduate (Intermediate/Pre-Professional) Standard—						
37 Agriculture	—
38 Commerce
39 Engineering, Technology and Architecture—						
(i) Polytechnics	41,08,478	1,72,981	11,625	43,88,039
(ii) Industrial Training Institutes
(iii) Others (including Architecture) Catering Technology.	1,86,115	87,760	..	1,73,875
40 Fine Arts—						
(i) Music and Dancing
(ii) Others (including Applied Art) Ceramic Training Vridhachalam.	21,027	21,027
41 Forestry	3,20,974	..	3,20,974
42 Medicine—						
(i) Allopathy
(ii) Ayurveda
(iii) Unani-Tibbia
(iv) Homoeopathy
43 Nursing and Midwifery
44 Compounding

45	Veterinary Science
46	Physical Education
47	Social work/Social Service
48	Teacher Training—							
	(i) Basic	..	15,02,607	12,077	23,171	15,37,855
	(ii) Non-Basic	..	1,49,998	2,208	..	1,52,206
	(iii) Arts and Crafts
	(iv) Pre-Primary/Pre-Basic
49	Others*—							
	(i)
	(ii)
50	Total	..	59,13,220	5,45,901	34,806	64,93,976
COLLEGES FOR OTHER EDUCATION.								
Post-Graduate, Degree and Under-Graduate—								
51	Oriental Studies
52	Others*—							
	(i)
	(ii)
53	Total
Schools for General Education—								
54	Multipurpose Higher Secondary
55	Higher Secondary
56	Post Basic
57	Multipurpose High
58	High	..	42,64,670	9,56,925	2,84,641	55,06,236
59	Senior Basic	..	7,68,750	7,68,750
60	Middle and Upper Primary	..	23,54,784	106	16,904	23,71,794
61	Junior Basic	..	20,46,668	6,178	20,52,846
62	Primary (Non-Basic)	..	61,00,998	15,698	75,105	61,91,801
63	Pre-Primary/Pre-Basic
64	Total	..	1,55,35,870	9,72,729	3,82,828	1,68,91,427

* May be specified and information given separately for each type.

VI-A.—Expenditure on Educational Institutions for Boys, 1964-65—cont.

Institution.	Local Bodies.				Institutions.	
	Government Funds.	Local Body Funds.	University Funds.	Fees.	Endowments and Other sources.	Total.
	(8)	(9)	(10)	(11)	(12)	(13)
	RS.	RS.	RS.	RS.	RS.	RS.
34 Teacher Training—						
(i) Basic
(ii) Non-Basic
35 Others—						
(i)
(ii)
36 Total
(b) Under-Graduate (Intermediate/Pre-Professional) Standard—						
37 Agriculture
38 Commerce
39 Engineering, Technology and Architecture—						
(i) Polytechnics
(ii) Industrial Training Institutes
(ii.) Others (including Architecture)
40 Fine Arts—						
(i) Music and Dancing
(ii) Others (including Applied Art)
41 Forestry
42 Medicine—						
(i) All pathy
(ii) Ayurveda
(iii) Unani/Tibbia
(iv) Homoeopathy
43 Nursing and Midwifery
44 Compounding

45	Veterinary Science
46	Physical Education
47	Social work/Social Service
48	Teacher Training—									
	(i) Basic
	(ii) Non-Basic
	(iii) Arts and Crafts
	(iv) Pre-Primary/Pre-Basic
49	Others*—									
	(i)
	(ii)
50	Total
COLLEGES FOR OTHER EDUCATION.										
Post-Graduate, Degree and Under-Graduate Standard—										
51	Oriental Studies
			31,330	1,090	32,420
52	Others*—									
	(i)
	(ii)
53	Total	..	31,330	1,090	32,420
Schools for General Education—										
54	Multipurpose Higher Secondary
55	Higher Secondary
56	Post Basic
57	Multipurpose High
58	High	..	2,08,59,800	..	2,22,21,164	..	7,48,699	..	3,71,193	4,42,00,856
59	Senior Basic	..	18,41,817	..	42,71,935	6,286	61,20,038
60	Middle and Upper Primary	..	98,45,652	..	1,69,91,968	..	318	..	39,224	2,68,77,162
61	Junior Basic	..	22,61,019	..	71,52,388	43,627	94,57,034
62	Primary (Non-Basic)	..	2,12,01,320	..	3,66,99,045	..	22	..	1,24,769	5,80,25,656
63	Pre-Primary/Pre-Basic
64	Total	..	5,60,10,108	..	8,73,36,509	..	7,49,039	..	5,85,099	14,46,80,746

* May be specified and information given separately for each type.

VI-A.— Expenditure on Educational Institutions for Boys, 1964-65— cont.

Type of institution.	Institutions managed by University/Board.					
	Government Funds.	Local Body Funds.	University Funds.	Fees.	Endowments and Other sources.	Total.
	(14)	(15)	(16)	(17)	(18)	(19)
34 Teacher Training—	Rs.	Rs.	Rs.	Rs.	Rs.	Rs.
(i) Basic
(ii) Non-Basic
35 Others*—						
(i)
(ii)
36 Total
(b) Under-Graduate (Intermediate/Pre-Professional) Standard—						
37 Agriculture
38 Commerce
39 Engineering, Technology and Architecture—						
(i) Polytechnics
(ii) Industrial Training Institutes
(iii) Others (including Architecture)
40 Fine Arts—						
(i) Music and Dancing
(ii) Others (including Applied Art)
41 Forestry
42 Medicine—						
(i) Allopathy
(ii) Ayurveda
(iii) Unani/Tibbia
(iv) Homoeopathy
43 Nursing and Midwifery
44 Compounding

VI-A.—Expenditure on Educational Institutions for Boys, 1964-65—cont.

Type of Institution.	Institutions managed by Private Bodies.					
	Aided.					
	Government Funds. (20)	Local Body Funds. (21)	University Funds. (22)	Fees. (23)	Endowments and Other sources. (24)	Total. (25)
	RS.	RS.	RS.	RS.	RS.	RS.
34 Teacher Training—						
(i) Basic
(ii) Non-Basic	1,61,838	65,535	1,54,371	3,81,744
35 Others*—						
(i) Rural Colleges	2,34,668	74,662	1,56,313	4,65,643
(ii)
36 Total	20,01,277	63,71,761	35,81,695	1,19,54,683
(b) Under-Graduate (Intermediate/Pre-Professional) Standard—						
37 Agriculture
38 Commerce
39 Engineering, Technology and Architecture—						
(i) Polytechnics	11,48,751	15,27,209	11,68,647	38,44,607
(ii) Industrial Training Institutes
(iii) Others (including Architecture)
40 Fine Arts—						
(i) Music and Dancing	4,987	1,847	12,802	19,136
(ii) Others (including Applied Art)
41 Forestry
42 Medicine—						
(i) Allopathy
(ii) Ayurveda
(iii) Unani/Tibbia
(iv) Homeopathy
43 Nursing and Midwifery
44 Compounding

VI-A. — Expenditure on Educational Institutions for Boys, 1964-65—cont.

Type of Institution.	Institutions managed by Private Bodies.					
	Aided.					
	Government Funds (20)	Local Body Funds. (21)	University Funds. (22)	Fees. (23)	Endowments and Other sources. (24)	Total. (25)
Rs.	RS.	RS	RS.	RS.	RS.	
34 Teacher Training—						
(i) Basic
(ii) Non-Basic	1,61,838	65,535	1,54,371	3,81,744
35 Others*—						
(i) Rural Colleges	2,34,668	74,662	1,56,313	4,65,643
(ii)
36 Total ..	2,01,277	63,71,761	35,81,695	1,19,54,683
(b) Under Graduate (Intermediate/Duo-Professional) Standard—						
37 Agriculture
38 Commerce
39 Engineering, Technology and Architecture—						
(i) Polytechnics	11,48,751	15,27,209	11,68,647	38,44,607
(ii) Industrial Training Institutes
(iii) Others (including Architecture)
40 Fine Arts --						
(i) Music and Dancing	4,987	1,347	12,802	19,136
(ii) Others (including Applied Art)
41 Forestry
42 Medicine—						
(i) Allopathy
(ii) Ayurveda
(iii) Unani/Tibbia
(iv) Homoeopathy
43 Nursing and Midwifery
44 Compounding

45	Veterinary Science
46	Physical Education
47	Social Work/Social Service
48	Teacher Training—						
	(i) Basic	2,61,227	8,857	2,60,502	5,30,586
	(ii) Non-Basic	20,024	2,516	34,815	57,855
	(iii) Arts and Crafts
	(iv) Pre-Primary/Pre-Basic
49	Others*—						
	(i) Rural Colleges
50	Total ..	14,34,989	15,39,929	14,76,766	44,51,684
COLLEGES FOR OTHER EDUCATION.							
Post-Graduate, Degree and Under-Graduate Standard—							
51	Oriental Studies
52	Others*—						
	(i) Oriental	80,149	4,336	89,650	1,74,185
	(ii)
53	Total ..	80,149	4,336	89,650	1,74,135
Schools for General Education—							
54	Multipurpose Higher Secondary
55	Higher Secondary
56	Post Basic	60,336	12,685	73,021
57	Multipurpose High
58	High	2,41,62,456	37,90,997	37,34,189	3,16,87,642
59	Senior Basic	74,38,952	1,464	3,92,835	78,33,251
60	Middle and Upper Primary	2,13,80,871	2,92,511	..	1,58,348	13,02,226	2,31,31,976
61	Junior Basic	67,78,044	1,83,662	..	27,946	3,12,828	73,02,480
62	Primary (Non-Basic)	2,17,72,262	2,83,460	..	2,61,712	11,24,381	2,34,41,815
63	Pre-Primary/Pre-Basic
64	Total ..	8,15,92,921	7,59,053	..	42,38,467	68,79,144	9,34,701,68

* May be specified and information given separately for each type.

VI-A.—Expenditure on Educational Institutions for Boys, 1964-65—cont.

Type of Institutions,	Institutions managed by Private Bodies—cont.					
	Unaided					
	Government Funds. (26)	Local Body Funds. (27)	University funds. (28)	Fees. (29)	Endowments and Other sources. (30)	Total. (31)
34 Teacher Training—	RS.	RS.	RS.	RS.	RS.	RS.
(i) Basic
(ii) Non-Basic
35 Others *—						
(i)
(ii)
36 Total
(b) Under-Graduate (Intermediate/Pre-Professional) Standard—						
37 Agriculture
38 Commerce
39 Engineering, Technology and Architecture—						
(i) Polytechnics
(ii) Industrial Training Institutes
(iii) Others (including Architecture
40 Fine Arts—						
(i) Music and Dancing
(ii) Others (including Applied Art)
41 Forestry—						
42 Medicine—						
(i) Allopathy
(ii) Ayurveda
(iii) Unani/Tibbia
(iv) Homoeopathy
43 Nursing and Midwifery
44 Compounding

45	Veterinary Science
46	Physical Education
47	Social Work/Social Service
48	Teacher Training—						
	(i) Basic	16,204	16,204
	(ii) Non-Basic
	(iii) Arts and Crafts
	(iv) Pre-Primary/Pre-Basic
49	Others *—						
	(i) Rural Colleges
50	Total	16,204	16,204
	COLLEGE FOR OTHER EDUCATION.						
	Post-Graduate, Degree and Under-Graduate Standard—						
51	Oriental Studies
52	Others *—						
	(i) Oriental	46,994	46,994
	(ii)
53	Total	46,994	46,994
	Schools for General Education—						
54	Multipurpose Higher Secondary
55	Higher Secondary
56	Post Basic
57	Multipurpose High
58	High	1,53,570	3,36,145
59	Senior Basic
60	Middle and Upper Primary	118	33,548
61	Junior Basic
62	Primary (Non-Basic)	21,533	10,596
63	Pre-Primary/Pre-Basic
64	Total	1,75,221	3,80,259

* May be specified and information given separately for each type.

VI-A —Expenditure on Educational Institutions for Boys 1964-65—cont.

Type of Institutions.	Total Direct Expenditure.					
	Government Funds.	Local Body Funds.	University Funds.	Fees.	Endowments and Other Sources.	Total.
	(32)	(33)	(34)	(35)	(36)	(37)
	RS.	RS.	RS.	RS.	RS.	RS.
34 Teacher Training —						
(i) Basic	50,553	50,553
(ii) Non-Basic	7,50,834	80,104	1,55,671	9,86,609
35 Others—						
(i) Rural Colleges	2,34,668	74,662	1,56,813	4,65,643
(ii)
36 Total ..	1,53,84,609	71,35,504	36,50,975	2,61,71,088
(b) Under-graduate (Intermediate-Pre-Professional) Standard—						
37 Agriculture
38 Commerce
39 Engineering, Technology and Architecture—						
(i) Polytechnics	52,52,224	17,00,140	11,80,282	81,32,646
(ii) Industrial Training Institutes
(iii) Others (including Architecture) Catering Technology.	1,36,113	37,766	..	1,73,879
40 Fine Arts—						
(i) Music and Dancing	4,987	1,347	12,802	19,136
(ii) Others (including Applied Art) ..	21,027	21,027
41 Forestry	3,20,974	..	3,20,974
42 Medicine—						
(i) Allopathy
(ii) Ayurveda
(iii) Unani/Tibbia
(iv) Homeopathy
43 Nursing and Midwifery
44 Compounding

45	Veterinary Science
46	Physical Education
47	Social Work/Social Service
48	Teacher Training—								
	(i) Basic
	(ii) Non-Basic
	(iii) Arts and Crafts
	(iv) Pre-Primary/Pre-Basic
49	Others—								
	(i)
	
50	Total	57,86,148	20,85,879	15,27,776	1,09,61,864		
COLLEGES FOR OTHER EDUCATION.									
Post-Graduate, Degree and Under-Graduate Standard—									
51	Oriental Studies
52	Others*—								
	(i) Oriental
	(ii)
53	Total	80,149	31,330	..	5,426	1,36,644	2,53,549		
Schools for General Education—									
54	Multi-purpose Higher Secondary
55	Higher Secondary
56	Post-Basic
57	Multi-purpose High
58	High	4,92,86,926	2,22,21,164	..	56,50,191	47,26,168	8,18,84,449		
59	Senior Basic	1,00,49,519	42,71,935	..	1,464	3,99,121	1,47,22,039		
60	Middle and Upper Primary	3,35,81,307	1,72,84,499	..	1,56,890	13,91,902	5,24,14,598		
61	Junior Basic	1,10,85,731	73,36,050	..	27,946	3,62,633	1,88,12,360		
62	Primary (Non-Basic)	4,90,75,080	3,69,82,505	..	2,98,965	13,34,851	8,76,91,401		
63	Pre-Primary/Pre-Basic		
64	Total	15,31,38,899	8,80,96,153	..	61,35,456	82,27,360	25,55,97,868		

* May be specified and information given separately for each type.

VI-A.—Expenditure on Educational Institutions for Boys, 1964-65—cont.

Type of Institution.	Total Direct Expenditure by Items (including in column 40)				
	Salaries of Teachers. (38)	Salaries of other Staff. (39)	Equipment and Other Appliances (Recurring). (40)	Other Items. (41)	Total. (42)
	RS.	RS.	RS.	RS.	RS.
34 Teacher Training—					
(i) Basic	12,098	24,127	8,844	10,484	50,553
(ii) Non-Basic	5,36,832	2,94,785	12,653	1,42,339	9,86,609
35 Others—					
(i) Rural Colleges	3,21,796	46,429	5,191	92,227	4,65,643
(ii)
36 Total ..	1,24,04,456	45,67,649	18,78,248	73,20,735	2,61,71,088
(b) Under-Graduate (Intermediate/Pro-Professional) Standard—					
37 Agriculture
38 Commerce
39 Engineering, Technology and Architecture—					
(i) Polytechnics	31,15,469	11,89,880	1,44,304	23,82,993	81,32,646
(ii) Industrial Training Institutes
(iii) Others (including Architecture) ..	1,06,063	..	67,812	..	1,73,875
40 Fine Arts—					
(i) Music and Dancing	13,201	4,934	1,001	..	19,135
(ii) Others (including Applied Art) ..	6,328	..	1,914	12,755	21,027
41 Forestry	91,631	1,04,027	14,436	1,10,880	3,20,974
42 Medicine—					
(i) Allopathy
(ii) Ayurveda
(iii) Unani/Tibbia
(iv) Homoeopathy
43 Nursing and Midwifery
44 Compounding

45	Veterinary Science
46	Physical Education
47	Social Work/Social Service
48	Teacher Training—							
	(i) Basic
	(ii) Non-Basic
	(iii) Arts and Crafts
	(v) Pre-Primary/Pre-Basic
49	Others—							
50	Total
		49,91,393	16,43,269	16,03,506	27,17,696	1,09,61,864		
	COLLEGES FOR OTHER EDUCATION.							
	Post-Graduate, Degree and Under-Graduate Standard—							
51	Oriental Studies..
52	Others*—							
	(i) Oriental
	(ii)
53	Total
		1,87,600	34,732	6,286	24,931	2,53,549		
	Schools for General Education—							
54	Multi-purpose Higher Secondary
55	Higher Secondary
56	Post-Basic
57	Multi-purpose High
58	High
59	Senior Basic
60	Middle and Upper Primary
61	Junior Basic
62	Primary (Non-Basic)
63	Pre-Primary/Pre-Basic
64	Total
		22,84,01,505	1,08,88,317	56,42,520	1,06,65,526	25,55,97,868		

* May be specified and information given separately for each type.

VI-A.—Expenditure on Educational Institutions for Boys, 1964-65—cont.

Type of Institution. (1)	Government Institutions/Government Sponsored Institutions.					
	Government Funds. (2)	Local Body Funds. (3)	University Funds. (4)	Fees. (5)	Endowments and Other sources. (6)	Total. (7)
	RS.	RS.	RS.	RS.	RS.	RS.
Schools for Vocational/Professional Education—						
65 Agriculture	54,723	54,723
66 Commerce
67 Fine Arts—						
(i) Music and Dancing
(ii) Others (including Applied Art)
68 Forestry
69 Compounding
70 Nursing and Midwifery
71 Veterinary Science
72 Physical Education
73 Social Work/Social Service
74 Teacher Training—						
(i) Basic
(ii) Non-Basic
(iii) Arts and Crafts
(iv) Pre-Primary/Pre-Basic
75 Technical—						
(i) Industrial Training Institutes	68,01,860	68,01,860
(ii) Junior Technical Schools	3,92,198	2,390	..	3,94,588
(iii) Others (Arts and Crafts, Industrial).	3,82,338	2,937	3,85,275
76 Others*—						
(i)
(ii)
77 Total	76,31,119	2,390	2,937	76,36,443

SCHOOLS FOR SPECIAL EDUCATION							
78	For the Handicapped—						
	(a) Mentally Handicapped						
	(b) Physically Handicapped--						
	(i) The Blind	83,750				83,750	
	(ii) The Deaf/Mute	
	(iii) The Orthopaedically Hand capped ..	8,256				8,256	
79	Reformatory/Certified	4,03,699				4,03,699	
80	Others*—						
	(i) Jail Schools	24,177				24,177	
	(ii)	
81	Total ..	5,19,882				5,19,882	
Schools for Other Education—							
82	Social (Adult) Education	12,452				12,452	
83	Oriental Studies	
84	Others*—						
	(i)	
	(ii)	
85	Total ..	12,452				12,452	
86	Grand Total (Direct) ..	4,92,54,849			40,67,639	7,92,432	5,41,14,920

* May be specified and information given separately for each type.

VI-A.—Expenditure on Educational Institutions for Boys, 1964-65—cont.

Type of institution.	Local Bodies.				Institutions.	
	Government Funds.	Local Body Funds.	University Funds.	Fees.	Endowments and Other sources.	Total.
	(8)	(9)	(10)	(11)	(12)	(13)
	RS.	RS.	RS.	RS.	RS.	RS.
Schools for Vocational/Professional Education—						
65 Agriculture	—
66 Commerce
67 Fine Arts—						
(i) Music and Dancing	—	—
(ii) Others (including Applied Art)	—	—
68 Forestry	—	—	—
69 Compounding	—	—
70 Nursing and Midwifery
71 Veterinary Science
72 Physical Education
73 Social Work/Social Service	—
74 Teacher Training—						
(i) Basic	—
(ii) Non-Basic
(iii) Pre-Primary/Pre-Basic
75 Technical—						
(i) Industrial Training Institutes
(ii) Junior Technical Schools
(iii) Others (Arts and Crafts, Industrial).

76	Others*—						
	(i)
	(ii)
77	Total
SCHOOLS FOR SPECIAL EDUCATION.							
78	For the Handicapped—						
	(a) Mentally Handicapped
	(b) Physically Handicapped—						
	(i) The Blind
	(ii) The Deaf/Mute	19,870	18,064	37,934
	(iii) The Orthopaedically Handicapped
79	Reformatory/Certified
80	Others*—						
	(i) Jail Schools
	(ii)
81	Total	19,870	18,064	37,934
Schools for Other Education—							
82	Social (Adult) Education	3,472	852	25	4,349
83	Oriental Studies
84	Others*—						
	(i)
	(ii)
85	Total	3,472	852	25	4,349
86	Grand Total (Direct) ..	5,60,35,450	8,73,86,746	..	7,50,129	5,85,124	14,47,55,449

* May be specified and information given separately for each type

VI-A.—Expenditure on Educational Institutions for Boys, 1964-65—cont.

Type of Institution	Institutions managed by University/Boards.					
	Government Funds.	Local Body Funds.	University Funds.	Fees.	Endowments and Other sources.	Total.
	(14)	(15)	(16)	(17)	(18)	(19)
	RS.	RS.	RS.	RS.	RS.	RS.
Schools for Vocational/Professional Education—						
65 Agriculture
66 Commerce
67 Fine Arts—						
(i) Music and Dancing
(ii) Others (including Applied Art)
68 Forestry
69 Compounding
70 Nursing and Midwifery
71 Veterinary Science
72 Physical Education
73 Social Work/Social Service
74 Teacher Training—						
(i) Basic
(ii) Non-Basic
(iii) Arts and Crafts
(iv) Pre-Primary/Pre-Basic
75 Technical—						
(i) Industrial Training Institutes
(ii) Junior Technical Schools
(iii) Others (Arts and Crafts, Industrial).

76	Others*—						
	(i)
	(ii)
77	Total
	Schools for Special Education.—						
78	For the Handicapped—						
(a)	Mentally Handicapped
(b)	Physically Handicapped—						
	(i) The Blind
	(ii) The Deaf/Mute
	(iii) The Orthopaedically Handicapped
79	Reformatory/Certified
80	Others*—						
	(i) Jail Schools
	(ii)
81	Total
	Schools for Other Education—						
82	Social (Adult) Education
83	Oriental Studies
84	Others*—						
	(i)
	(ii)
85	Total
86	Grand Total (Direct) ..	49,71,258	54,59,547	41,55,795	1,45,86,800

* May be specified and information given separately for each type.

VI-A.—Expenditure on Educational Institutions for Boys, 1964-65—cont.

Type of Institution.	Institutions managed by Private Bodies.					
	Aided.					
	Government Funds. (20)	Local Body Funds. (21)	University Funds. (22)	Fees. (23)	Endowments and other sources. (24)	Total. (25)
RS.	RS.	RS.	RS.	RS.	RS.	
Schools for Vocational/Professional Education—						
65 Agriculture
66 Commerce
67 Fine Arts—						
(i) Music and Dancing	1,886	1,202	5,716	8,804
(ii) Others (including Applied Art)
68 Forestry
69 Compounding
70 Nursing and Midwifery
71 Veterinary Science
72 Physical Education
73 Social Work/Social Service
74 Teacher Training—						
(i) Basic
(ii) Non-Basic
(iii) Arts and Crafts
(iv) Pre-Primary/Pre-Basics
75 Technical—						
(i) Industrial Training Institutes
(ii) Junior Technical Schools	89,991	19,050		8,094	98,260	2,15,395
(iii) Others (Arts and Crafts, Industrial)..	1,32,022	..	.	15,277	5,97,975	7,45,274

76 Others*—						
(i)
(ii)
77 Total ..	2,23,899	19,050	..	24,573	70,195	9,69,473
Schools for Special Education.						
78 For the Handicapped—						
(a) Mentally Handicapped
(b) Physically Handicapped—						
(i) The Blind	45,421	12,754	..	1,892	32,539	92,406
(ii) The Deaf/Mute	1,06,973	3,294	..	732	1,14,637	2,25,636
(iii) The Orthopaedically Handicapped ..	6,167	4,037	10,254
79 Reformatory/Certified	36,370	36,370
80 Others*—						
(i) Jail Schools
(ii)
81 Total ..	1,94,931	16,648	..	2,424	1,51,203	3,64,666
Schools for other Education—						
82 Social (Adult) Education	64,912	662	4,511	70,085
83 Oriental Studies	22,598	161	59,559	82,228
84 Others*—						
(i)
(ii)
85 Total ..	87,420	662	..	161	64,070	1,52,313
86 Grand Total (Direct) ..	89,35,536	7,95,413	..	2,00,47,400	1,46,30,787	12,48,28,956

* May be specified and information given separately for each type.

VI-A.—Expenditure on Educational Institutions for Boys, 1964-65—cont.

Type of Institutions.	Institutions managed by Private Bodies—cont.					
	Un-aided.					
	Government Funds. (26)	Local Body Funds. (27)	University Funds. (28)	Fees. (29)	Endowments and Other sources. (30)	Total. (31)
RS.	RS.	RS.	RS.	RS.	RS.	
Schools for Vocational/Professional Education—						
65 Agriculture
66 Commerce
67 Fine Arts—						
(i) Music and Dancing
(ii) Other (including Applied Art)
68 Forestry
69 Compounding
70 Nursing and Midwifery
71 Veterinary Science
72 Physical Education
73 Social Work/Social Service
74 Teacher Training—						
(i) Basic
(ii) Non-Basic
(iii) Arts and Crafts
(iv) Pre-Primary/Pre-Basic
75 Technics—						
(i) Industrial Training Institutes
(ii) Junior Technical Schools
(iii) Others (Art and Crafts, Industrial).

238A-24-36

76	Others*—						
	(i)
	(ii)
77	Total
SCHOOLS FOR SPECIAL EDUCATION.							
78	For the Handicapped—						
	(a) Mentally Handicapped
	(b) Physically Handicapped—						
	(i) The Blind
	(ii) The Deaf/Mute
	(iii) The Orthopaedically Handicapped.
79	Reformatory/Certified
80	Others*—						
	(i) Jail Schools
	(ii)
81	Total
Schools for Other Education—							
82	Social (Adult) Education
83	Oriental Studies	10,209	10,209
84	Others*—						
	(i)
	(ii)
85	Total	10,209	10,209
86	Grand Total (Direct)	1,75,221	5,13,563	6,88,784

* May be specified and information given separately for each type.

VI-A.—Expenditure on Educational Institutions for Boys, 1964-65—cont.

Type of Institution.	Total Direct Expenditure.					
	Government Funds.	Local Body Funds.	University Funds.	Fees.	Endowments and Other Sources.	Total.
	(32)	(33)	(34)	(35)	(36)	(37)
	RS.	RS.	RS.	RS.	RS.	RS.
Schools for Vocational/Professional Education—						
65 Agriculture	54,723	54,723
66 Commerce
67 Fine Arts—						
(i) Music and Dancing	1,886	1,202	5,716	8,804
(ii) Others (including Applied Art)
68 Forestry
69 Compounding
70 Nursing and Midwifery
71 Veterinary Science
72 Physical Education
73 Social Work/Social Service
74 Teacher Training —						
(i) Basic
(ii) Non-Basic
(iii) Arts and Crafts
(iv) Pre-Primary/Pre-Basic
75 Technical—						
(i) Industrial Training Institutes ..	68,01,860	68,01,860
(ii) Junior Technical Schools	4,82,189	19,050	..	10,484	98,260	6,09,983
(iii) Other (Arts and Crafts Industrial) ..	5,14,360	15,277	6,00,912	11,30,549

264A-24-38A

76	Others*—						
	(i)
	(ii)
77	Total	78,55,018	19,050	..	26,963	7,04,888	86,05,919
SCHOOLS FOR SPECIAL EDUCATION.							
78	For the Handicapped—						
	(a) Mentally Handicapped
	(b) Physically Handicapped—						
	(i) Blind	1,29,171	12,754	..	1,692	32,539	1,76,156
	(ii) The Deaf/Mute	1,26,843	21,358	..	732	1,14,637	2,63,579
	(iii) The Orthopaedically Handicapped.	14,423	4,087	18,510
79	Reformatory/Certified	4,40,069	4,40,069
80	Others*—						
	(i) Jail Schools	24,177	24,177
	(ii)
81	Total	7,34,683	34,112	..	2,424	1,51,263	9,22,482
Schools for Other Education—							
82	Social (Adult) Education	80,836	1,514	4,536	86,886
83	Oriental Studies	22,508	161	69,768	92,437
84	Others*—						
	(i)
	(ii)
85	Total	1,03,344	1,514	..	161	74,304	1,79,323
86	Grand Total (Direct)	19,96,14,913	8,81,82,159	..	3,04,99,936	2,06,77,701	33,89,74,709

* May be specified and information given separately for each type.

264

VI-A.—Expenditure on Educational Institutions for Boys, 1964-65—cont.

Type of Institution,	[Total Direct Expenditure by Items (included in column 39).]				
	Salaries of Teachers.	Salaries of Other Staff.	Equipment and Other Appliances (Recurring).	Other Items.	Total.
	(38)	(39)	(40)	(41)	(42)
	RS.	RS.	RS.	RS.	RS.
Schools for Vocational/Professional Education—					
65 Agriculture	41,472	615	671	11,965	54,723
66 Commerce
67 Fine Arts—					
(i) Music and Dancing	6,352	918	..	1,534	8,804
(ii) Other (including Applied Art)
68 Forestry
69 Compounding
70 Nursing and Midwifery
71 Veterinary Science
72 Physical Education
73 Social Work/Social Service
74 Teacher Training—					
(i) Basic
(ii) Non-Basic
(iii) Arts and Crafts
(iv) Pre- Primary/Pre-Basic
75 Technical—					
(i) Industrial Training Institutes ..	14,15,155	4,51,197	4,47,625	44,87,883	68,01,860
(ii) Junior Technical Schools	2,24,261	69,989	2,21,298	94,435	3,09,983
(iii) Others (Arts and Crafts Industrial)	2,62,335	1,25,694	1,64,668	5,77,852	11,30,549

76	Others*—					
	(i)
	(ii)
77	Total ..	19,49,575	6,48,413	8,34,262	51,73,669	86,05,919
Schools for Special Education—						
78	For the Handicapped—					
	(a) Mentally Handicapped
	(b) Physically Handicapped—					
	(i) The Blind	1 27,035	13,798	6,291	29,032	1,76,156
	(ii) The Deaf/Mute	2,03,155	16,806	17,218	26,391	2,63,570
	(ii) The Orthopaedically Handicapped.	15,439	2,253	252	566	18,510
79	Reformatory/Certified	2,49,335	94,379	1,626	94,729	4,40,069
80	Others*—					
	(i) Jail Schools	20,459	2,146	1,572	..	24,177
	(ii)
81	Total ..	6,15,423	1,29,382	26,959	1,50,718	9,22,482
Schools for Other Education—						
82	Social (Audit) Education	62,128	..	2,351	22,407	86,886
83	Oriental Studies	73,403	7,745	340	10,949	92,437
84	Others*—					
	(i)
	(ii)
85	Total ..	1,35,531	7,745	2,691	29,324	1,75,291
86	Grand Total (Direct) ..	26,27,46,800	2,28,89,383	1,23,91,331	4,09,47,195	33,89,74,709

* May be specified and information given separately for each type.

VI-B. Expenditure on Educational Institutions for Girls, 1964-65.

Type of Institution. (1)	Government Institutions/Government Sponsored Institutions.					
	Government Funds. (2)	Local Body Funds. (3)	University Funds. (4)	Fees. (5)	Endowments and other sources. (6)	Total. (7)
	RS.	RS.	RS.	RS.	RS.	RS.
UNIVERSITIES.						
1 Universities
2 Institutions deemed as Universities
3 Institutions of National Importance
4 University Teaching Departments
5 Boards of Secondary and/or Intermediate Education.
6 Other Boards of Examinations
7 Research Institutions
8 Total
COLLEGES FOR GENERAL EDUCATION.						
a) Degree and Post-Graduate Standard—						
9 Arts
10 Science
11 Arts and Science	5,72,917	2,57,953	..	8,30,870
12 Home Science
13 Others*—						
(i)
(ii)
14 Total ..	5,72,917	2,57,953	..	8,30,870

(5) Under-Graduate (Intermediate/Pre-University) Standard—						
15 Arts
16 Science
17 Arts and Science	83,613	30,159	..	1,13,772
18 Others*—						
(i)
(ii)
19 Total ..	83,613	30,159	..	1,13,772
COLLEGES FOR PROFESSIONAL EDUCATION.						
(a) Degree and Post-Graduate Standard—						
20 Agriculture
21 Commerce
22 Engineering, Technology and Architecture.
23 Fine Arts—						
(i) Music and Dancing
(ii) Others (including Applied Art)
24 Forestry
25 Law
26 Medicine—						
(i) Allopathy
(ii) Ayurveda
(iii) Unani/Tibbia
(iv) Homoeopathy
27 Dentistry
28 Public Health
29 Nursing
30 Veterinary Science
31 Pharmacy
32 Physical Education
33 Social Work/Social Service

* May be specified and information given separately for each type.

Vi-B.—Expenditure on Educational Institutions for Girls, 1964-65—cont.

Type of Institution.	Local Bodies.				Institutions.	
	Government Funds.	Local Body Funds.	University Funds.	Fees.	Endowments and other sources.	Total.
	(8)	(9)	(10)	(11)	(12)	(13)
	RS.	RS.	RS.	RS.	RS.	RS.
UNIVERSITIES.						
1 Universities
2 Institutions deemed as Universities
3 Institutions of National Importance
4 University Teaching Departments
5 Boards of Secondary and/or Intermediate Education.
6 Other Boards of Examinations
7 Research Institutions
8 Total
COLLEGES FOR GENERAL EDUCATION.						
(*) Degree and Post-Graduate Standard—						
9 Arts
10 Science
11 Arts and Science
12 Home Science
13 Others*—						
(i)
(ii)
14 Total

264A-24-37

(b) Under-Graduate (Intermediate/Pre-University) Standard—							
15	Arts
16	Science
17	Arts and Science
18	Others*—						
	(i)
	(ii)
19	Total
COLLEGES FOR PROFESSIONAL EDUCATION.							
(a) Degree and Post-Graduate Standard—							
20	Agriculture
21	Commerce
22	Engineering, Technology and Architecture.						
23	Fine Arts—						
	(i) Music and Dancing
	(ii) Others (including Applied Art)
24	Forestry
25	Law
26	Medicine—						
	(i) Allopathy
	(ii) Ayurveda
	(iii) Unani/Tibbia
	(iv) Homoeopathy
27	Dentistry
28	Public Health
29	Nursing
30	Veterinary Science
31	Pharmacy
32	Physical Education
33	Social work/Social Service

May be specified and information given separately for each type.

VI-B.—Expenditure on Educational Institutions for Girls, 1964-65—cont.

Type of Institution.	Institutions managed by University Board.					
	Government Funds.	Local Body Funds.	University Funds.	Fees.	Endowments and other sources.	Total.
	(14)	(15)	(16)	(17)	(18)	(19)
	RS.	RS.	RS.	RS.	RS.	RS.
UNIVERSITIES.						
1 Universities
2 Institutions deemed as Universities
3 Institutions of National Importance
4 University Teaching Departments
5 Boards of Secondary and/or Intermediate Education.
6 Other Boards of Examinations
7 Research Institutions
8 Total
COLLEGES FOR GENERAL EDUCATION.						
<i>(a) Degree and Post-Graduate Standard—</i>						
9 Arts
10 Science
11 Arts and Science
12 Home Science
13 Others*—						
(i)
(ii)
14 Total

264A-24-37A

(b) Under-Graduate (Intermediate/Pre-University) Standard—

15 Arts
16 Science
17 Arts and Science
18 Others*—							
(i)
(ii)
19 Total

COLLEGES FOR PROFESSIONAL EDUCATION.

(a) Degree and Post-Graduate Standard—

20 Agriculture
21 Commerce
22 Engineering, Technology and Agriculture
23 Fine Arts—							
(i) Music and Dancing
(ii) Others (including Applied Art)
24 Forestry
25 Law
26 Medicine—							
(i) Allopathy
ii) Ayurveda
(iii) Unani/Tippia
(iv) Homoeopathy
27 Dentistry
28 Public Health
29 Nursing
30 Veterinary Science
31 Pharmacy
32 Physical Education
33 Social Work/Social Service

* May be specified and information given separately for each type.

VI-B.—Expenditure on Educational Institutions for Girls, 1964-65—cont.

Type of Institution.	Institutions managed by Private Bodies.					Total. (25)
	Aided.					
	Government Funds. (20)	Local Body Funds. (21)	University Funds. (22)	Fees. (23)	Endowments and other sources. (24)	
UNIVERSITIES.						
1 Universities
2 Institutions deemed as Universities
3 Institutions of National Importance
4 University Teaching Departments
5 Boards of Secondary and/or Intermediate Education.
6 Other Boards of Examinations
7 Research Institutions
8 Total
COLLEGES FOR GENERAL EDUCATION.						
<i>(a) Degree and Post-Graduate Standard—</i>						
9 Arts
10 Science
11 Arts and Science	11,07,670	27,01,943	12,89,882	50,99,495
12 Home Science
13 Others*—						
(i)
(ii)
14 Total ..	11,07,670	27,01,943	12,89,882	50,99,495

(b) Under Graduate (Intermediate/Pre-University) Standard—						
15 Arts
16 Science
17 Arts and Science	1,000		..	28,965	27,839	57,
18 Others*—						
(i)
(ii)
19 Total ..	1,000		..	28,965	27,839	57,804
COLLEGES FOR PROFESSIONAL EDUCATION.						
(a) Degree and Post-Graduate Standard—						
20 Agriculture
21 Commerce
22 Engineering, Technology and Architecture.
23 Fine Arts.—						
(i) Music and Dancing
(ii) Others (including Applied Art)
24 Forestry
25 Law
26 Medicine—						
(i) Allopathy
(ii) Ayurveda
(iii) Unani/Tibbja
(iv) Homoeopathy
27 Dentistry
28 Public Health
29 Nursing
30 Veterinary Science
31 Pharmacy
32 Physical Education
33 Social Work/Social Service

* May be specified and information given separately for each type.

VI-B.—Expenditure on Educational Institutions for Girls, 1964-65—cont.

Type of Institution.	Institutions managed by Private Bodies.					
	Un-aided.					
	Government Funds. (26)	Local Body Funds. (27)	University Funds. (28)	Fees. (29)	Endowments and other sources. (30)	Total. (31)
UNIVERSITIES.						
1 Universities
2 Institutions deemed as Universities
3 Institutions of National Importance
4 University Teaching Departments
5 Boards of Secondary and/or Intermediate Education.
6 Other Boards of Examinations
7 Research Institutions
8 Total
COLLEGES FOR GENERAL EDUCATION—						
(a) Degree and Post-Graduate Standard—						
9 Arts
10 Science
11 Arts and Science
12 Home Science
13 Others*—						
(i)
(ii)
14 Total

(b) Under-Graduate (Intermediate/Pre-University) Standard—						
15 Arts
16 Science
17 Arts and Science
18 Others*—						
(i)
(ii)
19 Total
COLLEGES FOR PROFESSIONAL EDUCATION.						
(a) Degree and Post-Graduate Standard—						
20 Agriculture
21 Commerce
22 Engineering, Technology and Architecture.
23 Fine Arts—						
(i) Music and Dancing
(ii) Others (including Applied Art)
24 Forestry
25 Law
26 Medicine—						
(i) Allopathy
(ii) Ayurveda
(iii) Unani/Tibbia
(iv) Homoeopathy
27 Dentistry
28 Public Health
29 Nursing
30 Veterinary Science
31 Pharmacy
32 Physical Education
33 Social Work/Social Service

* May be specified and information given separately for each type.

VI-B.—Expenditure on Educational Institutions for Girls, 1964 65—cont.

Type of Institution.	Total Direct Expenditure.					
	Government Funds. (32)	Local Body Funds. (33)	University Funds. (34)	Fees. (35)	Endowments and other sources. (36)	Total. (37)
UNIVERSITIES.						
1 Universities
2 Institutions deemed as Universities
3 Institutions of National Importance
4 University Teaching Departments
5 Boards of Secondary and/or Intermediate Education.
6 Other Boards of Examinations
7 Research Institutions
8 Total
COLLEGES FOR GENERAL EDUCATION—						
(a) Degree and Post-Graduate Standard—						
9 Arts
10 Science
11 Arts and Science	16,80,587	29,59,896	12,89,882	59,30,365
12 Home Science
13 Others*—						
(i)
(ii)
14 Total ...	16,80,587	29,59,896	12,89,882	59,30,365

(b) Under-Graduate (Intermediate/Pre-University) Standard—						
15	Arts
16	Science
17	Arts and Science	84,613	59,124	27,339
18	Others*—					
	(i)
	(ii)
19	Total ..	84,613			59,124	27,339
COLLEGES FOR PROFESSIONAL EDUCATION.						
(a) Degree and Post-Graduate Standard—						
20	Agriculture
21	Commerce
22	Engineering, Technology and Architecture.
23	Fine Arts—					
	(i) Music and Dancing
	(ii) Others (including Applied Art)
24	Forestry
25	Law
26	Medicine—					
	(i) Allopathy
	(ii) Ayurveda
	(iii) Unani/Tibbia
	(iv) Homoeopathy
27	Dentistry
28	Public Health
29	Nursing
30	Veterinary Science
31	Pharmacy
32	Physical Education
33	Social Work/Social Service

264A-24-38

* May be specified and information given separately for each type.

VI-B. Expenditure on Educational Institutions for Girls, 1934-65—cont.

Type of Institution.	Total Direct Expenditure by Items [Included in column (40)].				
	Salaries of Teachers. (38)	Salaries of Other Staff. (39)	Equipment and Other Appliances (Recurring). (40)	Other items. (41)	Total (42)
UNIVERSITIES.					
1 Universities
2 Institutions deemed as Universities
3 Institutions of National Importance
4 University Teaching Departments
5 Boards of Secondary and/or Intermediate Education.
6 Other Boards of Examinations
7 Research Institutions
8 Total
COLLEGES FOR GENERAL EDUCATION.					
(a) Degree and Post-Graduate Standard—					
9 Arts
10 Science
11 Arts and Science	29,25,726	5,66,586	2,09,326	22,28,727	59,30,365
12 Home Science
13 Others*—					
(i)
(ii)
14 Total ..	29,25,726	5,66,586	2,09,326	22,28,727	59,30,365

264A 24-38A

(b) Under-Graduate (Intermediate/Pre-University) Standard—					
15	Arts
16	Science
17	Arts and Science	63,670	15,071	73,553	1,71,576
18	Others*—
	(i)
	(ii)
19	Total	63,670	15,071	73,553	1,71,576
COLLEGES FOR PROFESSIONAL EDUCATION.					
(a) Degree and Post-Graduate Standard—					
20	Agriculture
21	Commerce
22	Engineering, Technology and Architecture.
23	Fine Arts—
	(i) Music and Dancing
	(ii) Others (including Applied Art)
24	Forestry
25	Law
26	Medicine—
	(i) Allopathy
	(ii) Ayurveda
	(iii) Unani/Tibbia
	(iv) Homoeopathy
27	Dentistry
28	Public Health
29	Nursing
30	Veterinary Science
31	Pharmacy
32	Physical Education
33	Social Work/Social Service

* May be specified and information given separately for each type.

VI-B. Expenditure on Educational Institutions for Girls, 1964-65—cont.

Type of Institution. (1)	Government Institutions/Government Sponsored Institutions—cont.					
	Government Funds. (2)	Local Body Funds. (3)	University Funds. (4)	Fees. (5)	Endowments and other sources. (6)	Total. (7)
34 Teacher Training—	RS.	RS.	RS.	RS.	RS.	RS.
(i) Basic
(ii) Non-Basic	1,83,255	54	405	1,83,714
35 Others*—						
(i)
(ii)
36 Total ..	1,83,255	54	405	1,83,714
(b) Under-Graduate (Intermediate/Pre-Professional) Standard.						
37 Agriculture
38 Commerce
39 Engineering, Technology and Architecture—						
(i) Polytechnics	2,72,858	2,72,858
(ii) Industrial Training Institutes
(iii) Others (including Architecture)
40 Fine Arts—						
(i) Music and Dancing
(ii) Others (including Applied Art)
41 Forestry
42 Medicine—						
(i) Allopathy
(ii) Ayurveda
(iii) Unani/Tibbia
(iv) Homoeopathy
43 Nursing and Midwifery
44 Compounding

45	Veterinary Science
46	Physical Education
47	Social Work/Social Service
48	Teacher Training—						
	(i) Basic	5,74,546	6,967	10,086	5,915
	(ii) Non-Basic	94,841	4,822	300	99,963
	(iii) Arts and Crafts
	(iv) Pre-Primary/Pre-Basic
49	Others*—						
	(i)
	(ii)
50	Total ..	9,42,245	11,789	10,386	9,64,420
	COLLEGES FOR OTHER EDUCATION.						
	Post-Graduate, Degree and Under Graduate Standard—						
51	Oriental Studies
52	Others*—						
	(i)
	(ii)
53	Total
	SCHOOL FOR GENERAL EDUCATION.						
54	Multipurpose Higher Secondary
55	Higher Secondary
56	Post Basic
57	Multipurpose High
58	High	20,68,362	92,110	22,512	21,82,984
59	Senior Basic
60	Middle	38,459	38,459
61	Junior Basic
62	Non-Primary (Non-Basic)
63	Pre-Primary/Pre-Basic	4,030	386	..	4,416
64	Total ..	21,10,851	92,496	22,512	22,25,859

* May be specified and information given separately for each type.

VI-B. Expenditure on Educational Institutions for Girls, 1964-65—cont.

Type of Institution.	Local Bodies.				Institutions.	
	Government Funds.	Local Body Funds.	University Funds.	Fees.	Endowments and other sources.	Total.
	(8)	(9)	(10)	(11)	(12)	(13)
	RS.	RS.	RS.	RS.	RS.	RS.
34 Teacher Training—						
(i) Basic
(ii) Non-Basic
35 Others*—						
(i)
(ii)
36 Total
(b) Under-Graduate (Intermediate/Pre-Professional) Standard—						
37 Agriculture
38 Commerce
39 Engineering, Technology and Architecture—						
(i) Polytechnics
(ii) Industrial Training Institutes..
(iii) Others (including Architecture)
40 Fine Arts—						
(i) Music and Dancing
(ii) Others (including Applied Art)
41 Forestry
42 Medicine—						
(i) Allopathy
(ii) Ayurveda
(iii) Unani/Tibbia
(iv) Homoeopathy
43 Nursing and Midwifery
44 Compounding

45	Veterinary Science
46	Physical Education
47	Social Work/Social Service
48	Teacher Training—						
	(i) Basic
	(ii) Non-Basic
	(iii) Arts and Crafts
	(iv) Pre-Primary/Pre-Basic
49	Others*—						
	(i)
	(ii)
50	Total
	COLLEGES FOR OTHER EDUCATION.						
	Post-Graduate, Degree and Under Graduate Standard—						
51	Oriental Studies
52	Others*—						
	(i)
	(ii)
53	Total
	SCHOOL FOR GENERAL EDUCATION.						
54	Multipurpose Higher Secondary
55	Higher Secondary
56	Post Basic
57	Multipurpose High
58	High	3,79,075	32,27,455	..	82,522	16,334	37,05,386
59	Senior Basic
60	Middle
61	Junior Basic
62	Primary (Non-Basic)
63	Pre-Primary/Pre-Basic
64	Total ..	3,79,075	32,27,455	..	82,522	16,334	37,05,386

* May be specified and information given separately for each type.

VI-B.—Expenditure on Educational Institutions for Girls, 1964-65—cont.

Type of Institution.	Institutions managed by University/Board.					
	Government Funds. (14)	Local Body Funds. (15)	University Funds. (16)	Fees. (17)	Endowments and other Sources. (18)	Total. (19)
34 Teacher Training—						
(i) Basic
(ii) Non-Basic
35 Others*—						
(i)
(ii)
36 Total
(b. Under-Graduate (Intermediate/Pre-Professional) Standard—						
37 Agriculture
38 Commerce
39 Engineering Technology and Architecture—						
(i) Polytechnics
(ii) Industrial Training Institutes
(iii) Others (including Architecture)
40 Fine Arts—						
(i) Music and Dancing
(ii) Others (including Applied Art)
41 Forestry
42 Medicine—						
(i) Allopathy
(ii) Ayurveda
(iii) Unani/Tibbia
(iv) Homoeopathy
43 Nursing and Midwifery
Compounding

264A-34-39

45	Veterinary Science
46	Physical Education
47	Social work/Social Service
48	Teacher Training—						
	(i) Basic
	(ii) Non-Basic
	(iii) Arts and Crafts
	(iv) Pre-Primary/Pre-Basic
49	Others*—						
	(i)
	(ii)
50	Total
	COLLEGES FOR OTHER EDUCATION.						
	Post Graduate, Degree and Under Graduate Standard—						
51	Oriental studies
52	Others*—						
	(i)
	(ii)
53	Total
	SCHOOL FOR GENERAL EDUCATION.						
54	Multipurpose Higher Secondary
55	Higher Secondary
56	Fast Basic
57	Multipurpose High
58	High
59	Senior Basic
60	Middle
61	Junior Basic
62	Primary (Non-Basic)
63	Pre-Primary/Pre-basic
64	Total

* May be specified and information given separately for each type.

VI-B.—Expenditure on Educational Institutions for Girls, 1964-65—cont.

Type of Institution.	Institutions managed by Private Bodies.					
	Aided.					
	Government Funds. (20)	Local Body Funds. (21)	University Funds. (22)	Fees. (23)	Endowments and other sources. (24)	Total. (25)
34 Teacher Training—						
(i) Basic
(ii) Non Basic	69 248	47,035	1,45,505	2,61,788
35 Others*—						
(i)
(ii)
36 Total ..	69,248	47,035	1,45,505	2,61,788
(b) Under-Graduate (Intermediate/Pre Professional) Standard.						
37 Agriculture
38 Commerce
39 Engineering, Technology and Architecture—						
(i) Polytechnics
(ii) Industrial Training Institutes
(iii) Others (including Architecture)
40 Fine Arts—						
(i) Music and Dancing
(ii) Others (including Applied Art)
41 Forestry
42 Medicine—						
(i) Allopathy
(ii) Ayurveda
(iii) Unani/Tibbia
(iv) Homoeopathy
43 Nursing and Midwifery
44 Compounding

45	Veterinary Science
46	Physical Education
47	Social Work/Social Service
48	Teacher Training—						
	i) Basic	4,06,609	17,303	4,02,767	8,26,679
	(ii) Non-Basic	77,283	7,812	81,278	1,66,373
	(iii) Arts and Crafts
	(iv) Pre-Primary/Pre-Basic	14,590	4,500	24,385	43,475
49	Others*—						
	(i)
	(ii)
50	Total ..	4,98,482	29,615	5,08,430	10,36,527
	COLLEGES FOR OTHER EDUCATION—						
	Post-Graduate, Degree and Under-Graduate Standard—						
51	Oriental Studies
52	Others*—						
	i)
	(ii)
53	Total
	SCHOOLS FOR GENERAL EDUCATION—						
54	Multipurpose Higher Secondary
55	Higher Secondary
56	Post Basic
57	Multipurpose High
58	High	87,87,877	2,66,041	..	12,20,970	18,95,203	1,21,70,091
59	Senior Basic
60	Middle	1,44,466	3,937	13,687	1,62,090
61	Junior Basic
62	Primary Non-Basic)
63	Pre Primary/Pre-Basic	48,679	1,595	..	1,40,778	1,22,765	3,13,817
64	Total ..	89 81,022	2,67,636	..	13,65,685	20,31,655	1,26,45,998

* May be specified and information given separately for each type.

VI-B.—Expenditure on Educational Institutions for Girls, 1964-65—cont.

Type of Institution.	Institutions managed by Private Bodies.					
	Un-aided.					
	Government Funds. (26)	Local Body Funds. (27)	University Funds. (28)	Fees. (29)	Endowments and other sources. (30)	Total. (31)
34 Teacher Training—						
(i) Basic
(ii) Non-Basic
35 Others*—						
(i)
(ii)
36 Total
(b) Under Graduate (Intermediate/Pre-Professional) Standard—						
37 Agriculture
38 Commerce
39 Engineering, Technology and Architecture—						
(i) Polytechnics
(ii) Industrial Training Institutes
(iii) Others (including Architecture)
40 Fine Arts—						
(i) Music and Dancing
(ii) Others (including Applied Art)
41 Forestry
42 Medicine—						
(i) Allopathy
(ii) Ayurveda
(iii) Unani/Tibbia
(iv) Homoeopathy
43 Nursing and Midwifery
44 Compounding

45	Veterinary Science
46	Physical Education
47	Social Work/Social Service
48	Teacher Training—						
	(i) Basic
	(ii) Non-Basic
	(iii) Arts and Crafts
	(iv) Pre-Primary/Pre-Basic
49	Others*—						
	(i)
	(ii)
50	Total
COLLEGES FOR OTHER EDUCATION—							
Post-Graduate, Degree and Under-Graduate Standard—							
51	Oriental Studies
52	Others*—						
	(i)
	(ii)
53	Total
SCHOOLS FOR GENERAL EDUCATION—							
54	Multipurpose Higher Secondary
55	Higher Secondary
56	Post Basic
57	Multipurpose High
58	High	8,10,841	59,862	8,70,703
59	Senior Basic
60	Middle
61	Junior Basic
62	Primary (Non-Basic)
63	Pre-Primary/Pre-Basic	1,882	..	1,882
64	Total	8,12,723	59,862	8,72,585

* May be specified and information given separately for each type.

VI-B.—Expenditure on Educational Institutions for Girls 1964-65—cont.

Type of Institution.	Total Direct Expenditure.					
	Government Funds. (32)	Local Body Funds. (33)	University Funds. (34)	Fees. (35)	Endowments and other sources. (36)	Total. (37)
34 Teacher Training—						
(i) Basic
(ii) Non-Basic	2,52,503	47,089	1,45,910	4,45,502
35 Others*						
(i)
(ii)
36 Total ..	2,92,503	47,089	1,45,910	4,45,502
(b) Under-Graduate (Intermediate/Pre-Professional) Standard—						
37 Agriculture
38 Commerce
39 Engineering, Technology and Architecture—						
(i) Polytechnics	2,72,858	2,72,858
(ii) Industrial Training Institutes
(iii) Others (including Architecture)
40 Fine Arts—						
(i) Music and Dancing
(ii) Others (including Applied Art)
41 Forestry
42 Medicine—						
(i) Allopathy
(ii) Ayurveda
(iii) Unani/Tibbia
(iv) Homoeopathy
43 Nursing and Midwifery
44 Compounding

45	Veterinary Science
46	Physical Education
47	Social Work/Social Service
48	Teacher Training—						
	(i) Basic	9,81,155	24,270	4,12,853	14,18,278
	(ii) Non-Basic	1,72,124	12,634	81,578	2,66,336
	(iii) Arts and Crafts
	(iv) Pre-Primary/Pre-Basic	14,580	4,500	24,385	43,475
49	Others—*						
	(i)
	(ii)
50	Total ..	14,40,727	41,404	5,18,816	20,00,947
	COLLEGES FOR OTHER EDUCATION—						
	Post-Graduate, Degree and Under-Graduate Standard—						
51	Oriental Studies
52	Others—*						
	(i)
	(ii)
53	Total
	SCHOOLS FOR GENERAL EDUCATION—						
54	Multipurpose Higher Secondary
55	Higher Secondary
56	Post Basic
57	Multipurpose High
58	High	1,12,35,314	34,93,496	..	22,06,443	19,93,911	1,89,29,164
59	Senior Basic
60	Middle	1,82,925	3,937	13,687	2,00,549
61	Junior Basic
62	Primary (Non-Basic)
63	Pre-Primary/Pre-Basic	52,709	1,595	..	1,43,046	1,22,765	3,20,115
64	Total ..	1,14,70,948	34,95,091	..	23,53,426	21,30,363	1,94,49,828

* May be specified and information given separately for each type.

VI-B.—Expenditure on Educational Institutions for Girls, 1964-65—cont.

Type of Institution.	Total Direct Expenditure by Items (Included in column 40).				
	Salaries of Teachers. (38)	Salaries of Other Staff. (39)	Equipment and Other Appliances (Recurring). (40)	Other Items. (41)	Total. (42)
34 Teacher Training—					
(i) Basic
(ii) Non-Basic	2,25,195	72,165	4,909	1,43,233	4,45,502
35 Others—*					
(i)
(ii)
36 Total ..	2,25,195	72,165	4,909	1,43,223	4,45,502
(b) Under-Graduate (Intermediate/Pre-Professional) Standard—					
37 Agriculture
38 Commerce
39 Engineering, Technology and Architecture—					
(i) Polytechnics	1,62,501	—	18,337	92,020	2,72,858
(ii) Industrial Training Institutes
(iii) Others (including Architecture)
40 Fine Arts—					
(i) Music and Dancing
(ii) Others (including Applied Art)
41 Forestry
42 Medicine—					
(i) Allopathy
(ii) Ayurveda
(iii) Unani/Tibbia
(iv) Homoeopathy
43 Nursing and Midwifery
44 Compounding

264A-24-40

45	Veterinary Science
46	Physical Education
47	Social Work/Social Service
48	Teacher Training—								
	* (i) Basic
	(ii) Non-Basic
	(iii) Arts and Crafts
	(iv) Pre-Primary/Pre Basic
49	Others—*								
	(i)
	(ii)
50	Total
	COLLEGES FOR OTHER EDUCATION—								
	Post-Graduate, Degree and Under-Graduate Standard—								
51	Oriental Studies
52	Others—*								
	(i)
	(ii)
53	Total
	SCHOOLS FOR GENERAL EDUCATION—								
54	Multipurpose Higher Secondary
55	Higher Secondary
56	Post Basic
57	Multipurpose High
58	High
	Senior Basic
	Middle
	Junior Basic
	Primary (Non-Basic)
	Pre-Primary/Pre-Basic
64	Total

* May be specified and information given separately for each type.

VI-B.—Expenditure on Educational Institutions for Girls 1964 65—cont.

Type of Institution. (1)	Government Institutions/Government Sponsored Institutions—cont.					
	Government Funds. (2)	Local Body Funds. (3)	University Funds. (4)	Fees. (5)	Endowments and other Sources. (6)	Total. (7)
SCHOOL FOR VOCATIONAL PROFESSIONAL EDUCATION.						
65 Agriculture	50,375	50,375
66 Commerce
67 Fine Arts—						
(i) Music and Dancing
(ii) Others (including Applied Art)
68 Forestry
69 Compounding
70 Nursing and Midwifery
71 Veterinary Science
72 Physical Education
73 Social work/Social Service
74 Teacher Training—						
(i) Basic
(ii) Non-Basic
(iii) Arts and Crafts
(iv) Pre-Primary/Pre-Basic
75 Technical—						
(i) Industrial Training Institutes ..	55,857	55,857
(ii) Junior Technical Schools
ii) Others (Arts and Crafts, Industrial).

264A-24-40A

76	Others*—						
	(i)
	(ii)
77	Total	1,06,232	1,06,232
SCHOOLS FOR SPECIAL EDUCATION.							
78	For the Handicapped—						
	(a) Mentally Handicapped
	(b) Physically Handicapped—						
	(i) The Blind
	(ii) The Deaf/Mute
	(iii) The Orthopaedically Handicapped.
79	Reformatory/Certified	3,37,406	3,37,406
80	Others*—						
	(i) Jail Schools	2,000	2,000
	(ii)
81	Total	3,39,406	3,39,406
SCHOOLS FOR OTHER EDUCATION.							
82	Social (Adult) Education
83	Oriental Studies
84	Others*—						
	(i)
85	(ii)
	Total
86	Grand Total (direct) ..	43,38,519	3,92,451	33,303	47,64,273

212

* May be specified and information given separately for each type.

VI-B.—Expenditure on Educational Institutions for Girls 1964 65—cont.

Type of Institution.	Local Bodies.				Institutions.	
	Government Funds. (8)	Local Body Funds. (9)	University Funds. (10)	Fees. (11)	Endowments and other Sources. (12)	Total. (13)
SCHOOLS FOR VOCATIONAL/PROFESSIONAL EDUCATION.						
65 Agriculture
66 Commerce
67 Fine Arts—						
(i) Music and Dancing
ii) Others (including Applied Art)
68 Forestry
69 Compounding
70 Nursing and Midwifery
71 Veterinary Science
72 Physical Education
73 Social work/Social Service
74 Teacher Training—						
(i) Basic
(ii) Non-Basic
(iii) Arts and Crafts
(iv) Pre-Primary/Pre-Basic
75 Technical—						
(i) Industrial Training Institutes
(ii) Junior Technical Schools
(iii) Others (Arts and Crafts, Industrial).

018

76	Others*—						
	i) Anglo Indian Training School for Women.
	(ii) -
77	Total
SCHOOLS FOR SPECIAL EDUCATION.							
78	For the Handicapped—						
	(a) Mentally Handicapped
	(b) Physically Handicapped
	(i) The Blind
	(ii) The Deaf/Mute
	(iii) The Orthopaedically Handicapped.
79	Reformatory/Certified
80	Others*—						
	(i) Jail Schools
	(ii)
81	Total
SCHOOLS FOR OTHER EDUCATION.							
82	Social Adult) Education
83	Oriental Studies
84	Others*—						
	(i)
	(ii)
85	Total
86	Grand Total (district)	3,79,055	32,27,455	..	82,522	16,334	37,05,366

* May be specified and information given separately for each type.

VI-B.—Expenditure on Educational Institutions for Girls, 1964-65—cont.

Type of Institution.	Institutions managed by University/Board.					
	Government Funds. (14)	Local Body Funds. (15)	University Funds. (16)	Fees. (17)	Endowments and other Sources. (18)	Total. (19)
SCHOOLS FOR VOCATIONAL/PROFESSIONAL EDUCATION.						
65 Agriculture
66 Commerce
67 Fine Arts—						
(i) Music and Dancing
(ii) Others (including Applied Art)
68 Forestry
69 Compounding
70 Nursing and Midwifery
71 Veterinary Science
72 Physical Education
73 Social work/Social Service
74 Teacher Training—						
(i) Basic
(ii) Non-Basic
(iii) Arts and Crafts
(iv) Pre Primary/Pre-Basic
75 Technical—						
(i) Industrial Training Institutes
(ii) Junior Technical Schools
(iii) Others (Arts and Crafts, Industrial)

76	Others*—						
	(i) Anglo Indian Training School for Women.						
	(ii)
77	Total
SCHOOLS FOR SPECIAL EDUCATION.							
78	For the Handicapped—						
	(a) Mentally handicapped
	(b) Physically handicapped—						
	(i) The Blind
	(ii) The Deaf/Mute
	(iii) The Orthopaedically Handicapped.
79	Reformatory/ Certified
80	Others*—						
	(i) Jail Schools
	(ii)
81	Total
SCHOOLS FOR OTHER EDUCATION.							
82	Social (Adult) Education
83	Oriental Studies
84	Others*—						
	(i) Bhavani Sagur Home Science Wing Grammar Schools.						
	(ii)
85	Total
86	Grand Total (Direct)

* May be specified and information given separately for each type.

VI. B.—Expenditure on Educational Institutions for girls 1964-65—cont.

Type of Institution.	Institutions Managed by private Bodies.					
	Aided.					
	Government Funds. (20)	Local Body Funds. (21)	University Funds. (22)	Fees. (23)	Endowments and Other Sources. (24)	Total. (25)
RS.	RS.	RS.	RS.	RS.	RS.	
SCHOOLS OF VOCATIONAL/PROFESSIONAL EDUCATION—						
65 Agriculture
66 Commerce
67 Fine Arts—						
(i) Music and Dancing
(ii) Others including Applied Art)
68 Forestry
69 Compounding
70 Nursery and Midwifery
71 Veterinary Science
72 Physical Education
73 Social Work/Social Service
74 Teacher Training—						
(i) Basic
(ii) Non-basic
(iii) Arts and Crafts
(iv) Pre-Primary/Pre-Basic
75 Technical—						
(i) Industrial Training Institutes
(ii) Junior Technical Schools
(iii) Others (Arts and Crafts Industrial)	49,062	8,244	1,27,293	1,84,599

76	Others*—						
	(i)
	(ii)
77	Total ..	49,062	8,244	1,27,293	1,84,599
SCHOOLS FOR SPECIAL EDUCATION.							
78	For the Handicapped—						
	(a) Mentally Handicapped
	(b) Physically Handicapped—						
	(i) The Blind
	(ii) The Deaf/Mute
	(iii) The Orthopaedically Handicapped
79	Reformatory/Certified	1,329	3,884	5,213
80	Others*—						
	(i) Jail Schools
	(ii)
81	Total ..	1,329	3,884	5,213
SCHOOLS FOR OTHER EDUCATION.							
82	Social (Adult) Education
83	Oriental Studies	5,321	8,660	13,981
84	Others*—						
	(i)
	(ii)
85	Total ..	5,321	8,660	13,981
86	Grand Total (Direct) ..	1,07,13,134	2,67,636	..	41,81,487	41,43,148	1,93,05,405

VI B.— Expenditure on Educational Institutions for girls 1964-65—cont.

Type of Institution.	Institutions Managed by private Bodies—cont.					
	Un-aided.					
	Government Funds. (26)	Local Body Funds. (27)	University Funds. (28)	Fees. (29)	Endowments and Other Sources. (30)	Total. (31)
	RS.	RS.	RS.	RS.	RS.	RS.
Schools for Vocational/Professional Education—						
65 Agriculture
66 Commerce
67 Fine Arts—						
(i) Music and Dancing
(ii) Others including Applied Art)
68 Forestry
69 Compounding
70 Nursing and Midwifery
71 Veterinary Science
72 Physical Education
73 Social Work/Social Service
74 Teacher Training—						
(i) Basic
(ii) Non-basic
(iii) Arts and Crafts
(iv) Pre-Primary/Pre-Basic
75 Technical—						
(i) Industrial Training Institutes
(ii) Junior Technical Schools
(iii) Others (Arts and Crafts, Industrial)

261A-24-41A

76	Other.*—						
	(i) Anglo Indian Training School for Women.
	(ii)
77	Total
SCHOOLS FOR SPECIAL EDUCATION.							
78	For the Handicapped—						
	(a) Mentally Handicapped
	(b) Physically Handicapped—						
	(i) The Blind
	(ii) The Deaf/Mute
	(iii) The Orthopaedically Handicapped
79	Reformatory Certified
80	Others*—						
	(i) Jail Schools
	(ii)
81	Total
SCHOOLS FOR OTHER EDUCATION.							
83	Social (Adult) Education
84	Oriental Studies
	Others*—						
	(i)
	(ii)
85	Total
86	Grand Total (Direct)	8,12,723	59,862	8,72,585

323

* May be specified and information given separately for each type.

VI.B.—Expenditure on Educational Institutions for girls 1964-65—cont.

Type of Institution.	Total Direct Expenditure.					
	Government Funds.	Local Body Funds.	University Funds.	Fees.	Endowments and Other Sources.	Total.
	(32)	(33)	(34)	(35)	(36)	(37)
	RS.	RS.	RS.	RS.	RS.	RS.
Schools for Vocational/Professional Education—						
65 Agriculture	50,375	50,375
66 Commerce
67 Fine Arts—						
(i) Music and Dancing
(ii) Others (including Applied Art)
68 Forestry
69 Compounding
70 Nursing and Midwifery
71 Veterinary Science
72 Physical Education
73 Social Work/Social Service
74 Teacher Training—						
(i) Basic
(ii) Non-Basic
(iii) Arts and Crafts
(iv) Pre-Primary/Pre-Basic
75 Technical—						
(i) Industrial Training Institutes	55,857	55,857
ii) Junior Technical Schools
(iii) Others (Arts and Crafts, Industrial)	49,062	8,244	1,27,293	1,84,599

76	Others*—						
	(i)
	(ii)
77	Total ..	1,55,294	8,244	1,27,293	2,90,831
SCHOOLS FOR SPECIAL EDUCATION.							
78	For the Handicapped—						
	(a) Mentally Handicapped
	(b) Physically Handicapped—						
	(i) The Blind
	(ii) The Deaf/Mute
	(iii) The Orthopaedically Handicapped.
79	Reformatory/Certified	3,38,735	3,884	3,42,619
80	Others*—						
	(i) Jail Schools	2,000	2,000
	(ii)
81	Total ..	3,40,735	3,884	3,44,619
SCHOOLS FOR OTHER EDUCATION.							
82	Social (Adult) Education
83	Oriental Studies	5,321	8,660	13,981
84	Others*—						
	(i)

85	Total ..	5,321	8,660	13,981
86	Grand Total (Direct) ..	1,54,30,728	34,95,091	..	54,69,1 3	42,52,647	2,86,47,649

* May be specified and information given separately for each type.

VI. B. -- Expenditure on Educational Institutions for girls 1964-65--cont.

Type of Institution.	Total Direct Expenditure by Item (included in column 40).				
	Salaries of Teachers.	Salaries of other staff.	Equipment and Other Appliances (Recurring).	Other Items.	Total.
	(38)	(39)	(40)	(41)	(42)
	RS.	RS.	RS.	RS.	RS.
Schools for Vocational/Professional Education—					
65 Agriculture	17,798	32,577	50,375
66 Commerce
67 Fine Arts—					
(i) Music and Dancing
(ii) Others (including Applied Art)
68 Forestry
69 Compounding
60 Nursing and Midwifery
71 Veterinary Science
72 Physical Education
73 Social Work/Social Service
74 Teacher Training—					
(i) Basic
(ii) Non-Basic
(iii) Arts and Crafts
(iv) Pre-Primary/Pre-Basic
75 Technical—					
(i) Industrial Training Institutes ..	27,076	20,306	..	8,475	55,857
(ii) Junior Technical Schools
(iii) Others (Arts and Crafts, Industrial) ..	51,403	18,833	8,566	1,05,797	1,84,599

76	Others*—					
	(i)
	(ii)
77	Total ..	96,277	39,139	8,566	1,46,849	2,90,831
SCHOOLS FOR SPECIAL EDUCATION.						
78	For the Handicapped—					
	(a) Mentally Handicapped
	(b) Physically Handicapped—					
	(i) The Blind
	(ii) The Deaf/Mute
	(iii) The Orthopaedically Handicapped.
79	Reformatory/Certified	88,391	60,316	14,302	1,79,610	3,42,619
80	Others—					
	(i) Jail Schools	2,000	2,000
	(ii)
81	Total ..	90,391	60,316	14,302	1,79,610	3,44,619
SCHOOLS FOR OTHER EDUCATION.						
82	Social (Adult) Education
83	Oriental Studies	10,212	3,769	13,981
84	Others—					
	(i)
	(ii)
85	Total ..	10,212	3,769	13,981
86	Grand Total (Direct) ..	1,87,70,235	30,82,711	17,25,308	50,69,395	2,80,47,649

* May be specified and information given separately for each type.

VI-C.—Indirect Expenditure on Buildings and Hostels 1964—65.

Type of Institution. (1)	Expenditure on Buildings met from.					
	Government Funds.	Local Body Funds.	University Funds.	Fees.	Endowments and Other sources.	Total.
	(2)	(3)	(4)	(5)	(6)	(7)
A. INSTITUTIONS FOR BOYS.						
1 Universities and University Teaching Departments	13,12,685	22,77,216	6,03,707	41,93,608
2 Institutions deemed as Universities and Institutions of National Importance.	72,60,553	72,60,553
3 All Boards of Examinations
4 Research Institutions
5 Colleges for General Education	4,94,861	23,000	..	50,301	29,55,678	35,23,840
6 Colleges for Professional and Other Education excluding Teacher Training.	11,06,110	16,605	16,05,109	27,27,824
7 Teacher Training—						
(a) Post Graduate and Degree Standard ..	3,489	12,166	15,655
(b) Under Graduate Standard
(c) School Standard	11,347	27,359	38,706
8 High/Higher Secondary Schools	14,29,957	15,04,973	..	11,817	11,28,393	40,75,145
9 Middle/Senior Basic Schools/ Upper Primary ..	6,42,670	10,17,444	..	13,816	7,16,610	23,90,540
10 Primary/Junior Basic Schools	15,08,900	26,55,090	..	30,851	6,12,439	48,07,280
11 Pre-Primary/Pre Basic School
12 Schools for Vocational/Professional/Special/Other Education excluding Teacher Training Schools.	12,84,202	4,829	..	86,394	4,48,987	18,24,412
Total (A) ..	1,50,54,774	52,05,336	..	24,87,000	81,10,453	3,08,57,563
B. INSTITUTIONS FOR GIRLS.						
1 Universities and University Teaching Departments
2 Institutions deemed as Universities and Institutions of National Importance.

328

3 All Boards of Examinations
4 Research Institutions
5 Colleges for General Education	1,66,500	9,32,157	10,92,657
6 Colleges for Professional and Other Education excluding Teacher Training.
7 Teacher Training—						
(a) Post Graduate and Degree Standard
(b) Under-graduate Standard
(c) School Standard	2,660	4,220	4,900	11,539
8 High/Higher Secondary Schools	4,10,840	3,12,402	..	15,536	7,94,059	16,32,887
9 Middle/Senior Basic Schools/Upper Primary	1,285	1,285
10 Primary/Junior Basic Schools
11 Pre-Primary/Pre-Basic Schools	2,750	3,077	6,827
12 Schools for Vocational/Professional/Special/Other Education excluding Teacher Training Schools.
Total (B) ..	5,82,250	3,12,402	..	19,906	17,36,588	26,51,146
Grand Total (A+B) ..	1,56,37,024	55,17,738	..	25,06,906	98,47,041	3,35,08,709
					P.W.D. ..	1,60,50,660
					Total ..	4,95,59,369

VI-C.—Indirect Expenditure on Buildings and Hostels 1964—65—cont.

Type of Institution.	Expenditure on Hostels met from.					Total. (13)
	Government Funds. (8)	Local body Funds. (9)	University Funds. (10)	Fees. (11)	Endowments and other Sources. (12)	
	RS.	RS.	RS.	RS.	RS.	
A. INSTITUTIONS FOR BOYS.						
1 Universities and University Teaching Departments.
2 Institutions deemed as Universities and Institutions of National Importance.	1,41,668	1,41,668
3 All Boards of Examinations
4 Research Institutions
5 Colleges for General Education .. — ..	99,606	17,25,729	2,28,778	20,44,113
6 Colleges for Professional and Other Education excluding Teacher Training.	83,892	29,875	..	5,65,894	74,301	7,51,962
7 Teacher Training—						
(a) Post Graduate and Degree Standard ..	3,071	9,580	25,011	47,662
(b) Under Graduate Standard	2,81,814	60,745	83,648	4, 6,203
(c) School Standard
8 High/Higher Secondary Schools	2,07,145	425	..	10,15,616	4,84,952	17,08,138
9 Middle/Senior Basic Schools/Upper Primary ..	2,97,468	2,809	2,55,634	7,55,909
10 Primary/Junior Basic Schools	55,167	6,129	25,394	86,699
11 Pre-Primary/Pre-Basic School
12 Schools for Vocational/Professional/Special/Other Education excluding Teacher Training Schools.	5,27,476	1,200	..	1,29,192	1,26,189	7,84,057
Total (A) ..	17,97,308	40,447	..	25,04,756	14,22,905	67,66,413
B. INSTITUTIONS FOR GIRLS.						
1 Universities and University Teaching Departments
Institutions deemed as Universities and Institutions of National Importance.

234 43-43

3 All Boards of Examinations
4 Research Institutions
5 Colleges for General Education	25,700	2,80,595	35,230	3,54,825
6 Colleges for Professional and Other Education excluding Teacher Training.
7 Teacher Training—						
(a) Post Graduate and Degree Standard	20,065	13,700	..	33,861
(b) Under-graduate Standard
(c) School Standard	2,25,572	1,05,304	29,778	3,00,654
8 High/Higher Secondary Schools	3,11,873	3,617	..	62,654	4,18,739	7,96,383
9 Middle/Senior Basic Schools/Upper Primary	338	338
10 Primary/Junior Basic Schools
11 Pre-Primary/Pre-Basic Schools
12 Schools for Vocational/Professional/Special/Other Education excluding Teacher Training Schools.	18,310	1,000	19,400
Total (B)	6,010,20	3,617	..	4,72,349	4,88,175	15,65,161
Grand Total (A+B)	23,98,325	44,064	..	39,77,105	1,47,13,080	83,31,574

VI. D.—Total Expenditure on Education, 1964—65

Nature of Expenditure.	Government Funds.	Local Body Funds.	University Funds.	Fees.	Endowment and Other sources.	Total.
(1)	(2)	(3)	(4)	(5)	(6)	(7)
	RS.	RS.	RS.	RS.	RS.	RS.
On Boys' Institutions—						
Total Direct	19,96,14,913	8,81,52,159	..	3,04,99,936	2,06,77,701	33,89,74,700
INDIRECT—						
(i) Direction and Inspection ..	59,69,635	59,69,635
(ii) Buildings	1,50,54,774	52,95,336	..	24,87,000	31,10,453	3,08,57,566
(iii) Hostels	17,97,305	40,447	..	35,04,756	14,23,905	47,66,413
(iv) Scholarships, Stipends and other Financial Concessions.	2,03,15,895	1,14,938	4,20,162	10,48,143	5,36,338	2,24,35,476
(v) Equipment and Other Appliances (Non-Recurring).	61,77,305	13,59,434	..	7,11,695	28,53,618	1,13,02,052
(vi) Other Items	16,58,685	7,51,221	..	7,09,945	17,61,210	48,81,061
Total (Indirect) ..	5,09,72,539	76,71,376	4,20,162	84,61,539	1,46,85,524	8,22,11,290
A—Grand Total Boys' Institution (Direct and Indirect)	25,05,87,512	9,58,53,535	4,20,162	3,89,61,475	3,53,63,225	42,11,85,909
On Girls' Institutions—						
Total Direct	1,54,30,728	34,95,091	..	54,69,183	42,52,647	
INDIRECT—						
(i) Direction and Inspection
(ii) Buildings	5,82,250	3,12,402	..	19,906	17,36,588	36,51,146
(iii) Hostels	6,01,020	3,617	..	4,73,349	4,88,175	15,65,161
(iv) Scholarships, Stipends and Other Financial Concessions.	38,80,080	55,224	5,981	36,618	21,122	24,99,085

(v) Equipment and Other Appliances (Non-Recurring).	5,14,718	62,016	..	2,49,948	4,71,020	12,98,702
(vi) Other Items	1,32,725	3,243	..	51,986	1,27,453	3,15,407
Total (Indirect) ..	52,10,792	4,37,562	5,981	8,30,807	28,44,358	93,29,501
B—Grand Total Girls' Institutions (Direct and Indirect).	2,06,41,521	39,32,653	5,981	62,99,990	70,97,005	3,79,77,150
Grand Total All Institutions (Direct and Indirect). (A + B)	27,12,29,033	9,97,86,188	4,26,143	4,52,61,465	4,24,60,230	45,91,63,659
					P.W.D. ..	1,60,50,660
						47,52,13,719

VII.--Education in Rural Areas—1964-65.

Type of institution. (1)	Number of institutions in rural areas.					Number of students on rolls in				
	Boys' institutions.		Girls' institutions.		Total. (6)	Boys' institutions.				
	Public. (2)	Private. (3)	Public. (4)	Private. (5)		Public.		Private.		
						Boys. (7)	Girls. (8)	Boys. (9)	Girls. (10)	
1 Universities	1	1	3,25	307	
2 Institutions deemed as Universities.	
3 Institutions of National Importance.	
4 University Teaching Departments..	
5 Boards of Secondary and/or Intermediate Education.	
6 Other Boards of Examinations	
7 Research Institutions	
8 Total ..	1	1	3,525	307	
Colleges for General Education--										
(A) Degree and Post-Graduate Standard--										
9 Arts	
10 Science	
11 Arts and Science	9	..	5	14	8,012	182	
12 Home Science	
13 Others*--										
(i)	
(ii)	
14 Total	9	..	5	14	8,012	182	

(B) Under-Graduate (Intermediate/Pre-University) Standard—									
15 Arts
16 Science
17 Arts and Science	1	2	..	1	4	295	..	447	..
18 Others*—									
(i)
(ii)
19 Total	1	2	..	1	4	295	..	447	..
Colleges for Professional Education—									
(A) Degree and Post-Graduate Standard—									
20 Agriculture
21 Commerce
22 Engineering, Technology and Architecture.	..	2	2	1,392	..
23 Fine Arts—									
(i) Music and Dancing
(ii) Others (including Applied Art).
24 Forestry
25 Law
26 Medicine—									
(i) Allopathy
(ii) Ayurveda
(iii) Unani/Tibbia
(iv) Homoeopathy
27 Dentistry
28 Public Health
29 Nursing
30 Veterinary Science
31 Pharmacy
32 Physical Education	2	2	314	65
33 Social Work/Social Service

* May be specified and information given separately for each type.

VII.—Education in Rural Areas, 1964-65—cont.

Type of Institution.	Number of students on rolls in—cont.						Expenditure.			
	Girls' Institutions.				Total.		Total direct expenditure.	Expenditure from Government funds included in col. (17)	Indirect expenditure on	
	Public.		Private.						Buildings.	Equipment and Appliances (Non-Recurring).
	Boys.	Girls.	Boys.	Girls.	Boys.	Girls.	(17)	(18)		
(11)	(12)	(13)	(14)	(15)	(16)					
1 Universities	3,525	307	39,58,882	18,87,350	19,15,392	3,24,851
2 Institutions deemed as Universities.
3 Institutions of National Importance.
4 University Teaching Departments..
5 Boards of Secondary and/or Intermediate Education.
6 Other Boards of Examinations
7 Research Institutions
8 Total	3,525	307	39,58,882	18,87,350	19,15,392	3,24,851
Colleges for General Education—										
(A) Degree and Post-Graduate Standard—										
9 Arts
10 Science
11 Arts and Science	3,130	8,012	3,312	42,83,584	10,96,562	7,29,274	3,96,988
12 Home Science
13 Others*—										
(i)
(ii)
14 Total	3,130	8,012	3,312	42,83,584	10,96,562	7,29,274	3,96,988

(B) Under-Graduate (Intermediate/Pre-University) Standard—										
15 Arts
16 Science
17 Arts and Science	1,130	742	1,130	2,30,153	1,38,936	3,41,791	1,04,520
18 Others*—										
(i)
(ii)
19 Total	1,130	742	1,130	2,30,153	1,38,936	3,41,797	1,04,520
Colleges for Professional Education—										
(A) Degree and Post-Graduate Standard—										
20 Agriculture
21 Commerce
22 Engineering, Technology and Architecture.	1,392	..	33,60,408	18,23,617	4,07,193	4,10,850
23 Fine Arts—										
(i) Music and Dancing
(ii) Others (including Applied Art).
24 Forestry
25 Law
26 Medicine—										
(i) Allopathy
(ii) Ayurveda
(iii) Unani/Tibbia
(iv) Homoeopathy
27 Dentistry
28 Public Health
29 Nursing
30 Veterinary Science
31 Pharmacy
32 Physical Education	314	65	1,28,521	24,303	84,213	..
33 Social Work/Social Service

* May be specified and information given separately for each type.

VII.—Education in Rural Areas, 1964-65—cont.

Type of institution.	Expenditure—cont.			Number of teachers in				Explanatory notes.	
	Indirect expenditure on—cont.			Public institutions.		Private institutions.			Total.
	Scholarships and stipends.	Other financial concessions.	Hostel.	Men.	Women.	Men.	Women.		
	(21)	(22)	(23)	(24)	(25)	(26)	(27)		(28)
	RS.	RS.	RS.						
1 Universities	9,18,012	363	9	372	..
2 Institutions deemed as Universities.
3 Institutions of National Importance.
4 University Teaching Departments.
5 Boards of Secondary and/or Intermediate Education.
6 Other Boards of Examinations
7 Research Institutions
8 Total ..	9,18,012	363	9	372	..
Colleges for General Education—									
(A) Degree and Post-Graduate Standard—									
9 Arts
10 Science
11 Arts and Science	14,49,599	7,34,557	4,24,585	585	57	642	..
12 Home Science
13 Others*—									
(i)
(ii)
14 Total ..	14,49,599	7,34,557	4,24,585	585	57	642	..

264A-24-43A

(B) Under-Graduate (Intermediate/Pre-University) Standard—									
15 Arts
16 Science
17 Arts and Science	1,01,351	3,789	23,554	17	..	28	14	49	..
18 Others*—									
(i)
(ii)
19 Total	1,01,351	3,789	23,554	17	..	28	14	49	..
Colleges for Professional Education—									
(A) Degree and Post-Graduate Standard—									
20 Agriculture
21 Commerce
22 Engineering, Technology and Architecture.	7,13,236	..	15,31,279	140	..	140	..
23 Fine Arts—									
(i) Music and Dancing
(ii) Others (including Applied Arts).
24 Forestry
25 Law
26 Medicine—									
(i) Allopathy
(ii) Ayurveda
(iii) Unani/Tibbia
(iv) Homoeopathy
27 Dentistry
28 Public Health
29 Nursing
30 Veterinary Science
31 Pharmacy
32 Physical Education	96,012	83	11	3	14	..
33 Social Work/Social Service

* May be specified and information given separately for each type.

VII.—Education in Rural Areas, 1964-65—cont.

Type of institution. (1)	Number of institutions in rural areas.					Number of students on rolls in			
	Boys' institutions.		Girls' institutions.		Total. (6)	Boys' institutions.			
	Public. (2)	Private. (3)	Public. (4)	Private. (5)		Public.		Private.	
						Boys. (7)	Girls. (8)	Boys. (9)	Girls. (10)
34 Teacher Training—									
(i) Basic	1	1	23
(ii) Non-Basic	1	4	..	1	6	206	7	280	60
35 Others*—									
(i) Rural Colleges	2	2	642	25
(ii)
36 Total ..	2	10	..	1	13	229	7	2,628	180
(B) Under-Graduate (Intermediate/Pre-Professional) Standard—									
37 Agriculture
38 Commerce
39 Engineering, Technology and Architecture—									
(i) Polytechnics
(ii) Industrial Training Institutes.
(iii) Others (including Architecture).
40 Fine Arts—									
(i) Music and Dancing
(ii) Others (including Applied Art).
41 Forestry
42 Medicine—									
(i) Allopathy
(ii) Ayurveda

(iii) Unani/Tibbia
(iv) Homoeopathy
43 Nursing and Midwifery
44 Compounding
45 Veterinary Science
46 Physical Education
47 Social Work/Social Service
48 Teacher Training—									
(i) Basic	23	11	4	3	41	2,760	..	1,760	..
(ii) Non-Basic	1	1	2	80
(iii) Arts and Crafts	1
(iv) Pre-Primary/Pre-Basic	1	1
49 Others*—									
(i) Rural Colleges
(ii)
50 Total ..	24	11	4	5	44	2,840	..	1,760	..
Colleges for Other Education—									
Post-Graduate, Degree and Under-Graduate Standard—									
51 Oriental Studies	1	10	..	—	11	142	56	647	169
52 Others*—									
(i)
(ii)
53 Total ..	1	10	11	142	56	647	169
School for General Education—									
54 Multipurpose Higher Secondary
55 Higher Secondary
56 Post-Basic	3	3	146	52
57 Multipurpose High

* May be specified and information given separately for each type.

VII.—Education in Rural Areas, 1964-65—cont.

Type of institution.	Number of students on rolls in— cont.						Expenditure.			
	Girls' institutions.				Total.		Total, Direct Expenditure.	Expenditure from Government funds included in col. (17)	Indirect expenditure on	
	Public.		Private.		Boys.	Girls.			Buildings.	Equipment and Appliances (Non-Recurring).
	Boys.	Girls.	Boys.	Girls.			Boys.	Girls.		
(11)	(12)	(13)	(14)	(15)	(16)	(17)	(18)	(19)	(20)	
							RS.	RS.	RS.	RS.
34 Teacher Training—										
(i) Basic	23	..	50,553	50,553	..	752
(ii) Non-Basic	92	486	159	7,29,595	4,56,060	7,115	4,480
35 Others*—										
(i) Rural Colleges	642	25	4,65,643	2,34,668	1,99,595	11,995
(ii)
Total	92	2,857	249	4,73,47,201	2,58,920	6,98,116	4,28,077
(B) Under-Graduate (Intermediate/Pre-Professional) Standard—										
37 Agriculture
38 Commerce
39 Engineering, Technology and Architecture—										
(i) Polytechnics
(ii) Industrial Training Institutes.
(iii) Others (including Architecture).
40 Fine Arts—										
(i) Music and Dancing
(ii) Others (including Applied Art).
41 Forestry
42 Medicine—										
(i) Allopathy
(ii) Ayurveda

(iii) Unani/Tibbia
(iv) Homoeopathy
43 Nursing and Midwifery
44 Compounding
45 Veterinary Science
46 Physical Education
47 Social Work/Social Service
48 Teacher Training —												
(i) Basic	640	..	480	4,520	1,120	12,06,613	9,12,640	20,400	4,22,340	..
(ii) Non-basic	35	80	35	28,700	22,650
(iii) Arts and Crafts
(iv) Pre-Primary/Pre-Basic	80	..	80	12,400	4,200	1,100
49 Others*—												
(i) Rural Colleges
(ii)
50 Total	640	..	595	4,600	1,235	12,47,713	9,39,490	21,500	4,22,340	..
Colleges for other Education—												
Post-Graduate, Degree and Under-Graduate Standard—												
51 Oriental Studies	789	225	1,74,315	55,102	12,853	1,014	..
52 Others*—												
(i)
(ii)
53 Total	789	225	1,74,315	55,102	12,853	1,014	..
Schools for General Education—												
54 Multipurpose Higher Secondary
55 Higher Secondary
56 Post-Basic	146	52	73,021	60,336	360
57 Multipurpose High

* May be specified and information given separately for each type.

VII.—Education in Rural Areas, 1964-65—cont.

Type of institution.	Expenditure—cont.			Number of Teachers in				Explanatory Notes.	
	Indirect Expenditure on			Public institutions.		Private Institutions.			Total.
	Scholarships and stipends.	Other Financial concessions.	Hostels.	Men.	Women.	Men.	Women.		
(21)	(22)	(23)	(24)	(25)	(26)	(27)	(28)	(29)	
	RS.	RS.	RS.						
34 Teacher Training—									
(i) Basic	2,829	11	11	..
(ii) Non-Basic	93,425	..	36,965	13	..	32	1	46	..
35 Others*—									
(i) Rural Colleges	2,02,238	1,260	81	4	85	..
(ii)
36 Total	11,07,740	1,343	15,68,244	24	..	264	8	296	..
(B) Under-Graduate (Intermediate/Professional) Standard.—									
37 Agriculture
38 Commerce
39 Engineering, Technology and Architecture—									
(i) Polytechnics
(ii) Industrial Training Institutes.
(iii) Others (including Architecture).
40 Fine Arts—									
(i) Music and Dancing
(ii) Others (including Applied Art).
41 Forestry
42 Medicine—									
(i) Allopathy
(ii) Ayurveda

264A-24-44

	(ii) Unani/Tibbia
	(iv) Homoeopathy
43	Nursing and Midwifery
44	Compounding
45	Veterinary Science
46	Physical Education
47	Social Work/Social Service
48	Teacher Training—										
	(i) Basic	10,15,200	..	3,82,800	68	17	44	12	141
	(ii) Non-Basic	17,250	..	1,850	7	6	13
	(iii) Arts and Crafts
	(iv) Pre-Primary/Pre-Basic	2,440	..	6,750	4	4
49	Other*—										
	(i) Rural Colleges
	(ii)
50	Total	10,34,890	..	3,91,400	75	17	44	22	158
	Colleges for Other Education—										
	Post Graduate, Degree and Under-Graduate Standard—										
51	Oriental Studies	23,298	2,672	68,514	9	..	65	..	74
52	Others*—										
	(i)
	(ii)
53	Total	23,298	2,672	68,514	9	..	65	..	74
	Schools for General Education—										
54	Multipurpose Higher Secondary
55	Higher Secondary
56	Post-Basic	3,025	20	3	23
57	Multipurpose High

345

* May be specified and information given separately for each type.

VII.—Education in rural areas, 1964-65—cont.

Type of institution. (1)	Number of institutions in rural areas.				Total. (6)	Number of students on rolls in			
	Boys' institutions.		Girls' institutions.			Boys' institutions.			
	Public. (2)	Private. (3)	Public. (4)	Private. (5)		Public.		Private.	
						Boys. (7)	Girls. (8)	Boys. (9)	Girls. (10)
58 High	920	214	29	38	1,201	272,100	62,566	101,334	26,292
59 Senior Basic	523	245	768	64,689	40,156	43,514	31,146
60 Middle and Upper Primary ..	2,884	1,069	..	2	3,955	334,987	186,131	155,939	142,870
61 Junior Basic	1,894	748	2,642	113,130	79,326	64,497	47,522
62 Primary (Non-Basic)	15,732	3,512	19,244	836,656	533,839	258,743	194,144
63 Pre-Primary/Pre-Basic	4	4
64 Total	21,953	5,791	29	44	27,817	1,621,562	902,018	624,278	442,026
Schools for Vocational/Professional Education—									
65 Agriculture	9	9	173
66 Commerce
67 Fine Arts—									
(i) Music and Dancing
(ii) Others (including Applied Art).
68 Forestry
69 Compounding
70 Nursing and Midwifery
71 Veterinary Science
72 Physical Education
73 Social Work/Social Service
74 Teacher Training—									
(i) Basic
(ii) Non-Basic
(iii) Pre-Primary/Pre-Basic

75 Technical—										
	(i) Industrial Training Institutes.	
	(ii) Junior Technical Schools	
	(iii) Others (Arts and Crafts, Industrial).	
76 Others*—										
	(i)	
	(ii)	
77	Total ..	9	9	173	
Schools for Special Education—										
78 For Handicapped—										
	(a) Mentally Handicapped	
	(b) Physically Handicapped—									
	(i) The Blind	1	..	1	48	11	
	(ii) The Deaf/Mute	1	..	1	36	..	
	(iii) The Orthopaedically Handicapped.	1	1	..	2	64	20	22	6	
79	Reformatory/Certified	1	..	2	3	322	
80 Others*—										
	(i) Jail Schools	2	2	242	
	(ii)	
81	Total ..	4	3	2	9	628	20	106	17	
Schools for Other Education—										
82	Social (Adult) Education	17	202	..	219	335	73	3,840	725	
83	Oriental Studies	6	..	6	98	2	
84 Others*—										
	(i)	
	(ii)	
85	Total ..	17	208	..	225	335	73	3,938	727	
86	Grand Total ..	220,112	6,044	35	56	28,147	1,629,729	902,481	641,816	443,271

* May be specified and information given separately for each type.

VII.—Education in rural areas, 1964-65—cont.

Type of institution.	Number of student on roll in						Expenditure.			
	Girls' institutions.				Total.		Total Direct Expenditure.	Expenditure from Government funds included in col. (17)	Indirect expenditure on	
	Public.		Private.						Buildings.	Equipment and Appliances (Non-Recurring).
	Boys.	Girls.	Boys.	Girls.	Boys.	Girls.	(17)	(18)		
(11)	(12)	(13)	(14)	(15)	(16)	Rs.	Rs.	Rs.	Rs.	
58 High	9,759	245	12,474	373,679	111,091	3,52,60,700	1,82,16,400	16,39,226	7,85,024
59 Senior Basic	108,203	71,302	70,37,400	52,40,400	4,33,350	1,24,895
60 Middle and Upper Primary	248	490,926	329,249	3,18,48,200	2,42,82,100	17,17,321	11,88,995
61 Junior Basic	177,727	126,848	1,08,94,675	80,44,066	4,56,199	59,980
62 Primary (Non-basic)	1,095,404	727,983	5,22,59,864	3,56,34,423	19,19,801	4,04,234
63 Pre-Primary/Pre-Basic	70	92	70	92	6,800	4,200	2,400	1,013
64 Total	9,759	315	12,814	2,246,155	13,66,617	13,73,80,660	9,14,81,925	61,68,657	25,64,141
Schools for Vocational/Professional Education—										
65 Agriculture	173	..	54,723	54,723	865	3,813
66 Commerce
67 Fine Arts—										
(i) Music and Dancing
(ii) Others (including Applied Art).
68 Forestry
69 Compounding
70 Nursing and Midwifery
71 Veterinary Science
72 Physical Education
73 Social Work/Social Service
74 Teacher Training—										
(i) Basic
(ii) Non-Basic
(iii) Arts and Crafts
(v) Pre-Primary/Pre-Basic

75	Technical—										
	(i) Industrial Training Institutes.
	(ii) Junior Technical Schools
	(iii) Others (Arts and Crafts, Industrial).
76	Others*—										
	(i)
	(ii)
77	Total	173	..	54,773	54,723	865	3,813
Schools for Special Education—											
78	For the Handicapped—										
	(a) Mentally Handicapped
	(b) Physically Handicapped—										
	(i) The Blind	48	11	12,468	6,483
	(ii) The Deaf/Mute	36	..	5,676	2,382
	(iii) The Orthopaedically Handicapped.	86	26	5,473	5,473
79	Reformatory/Certified	198	322	198	2,40,702	2,40,702
80	Others*—										
	(i) Jail Schools	242	..	6,180	6,180
	(ii)
81	Total	198	734	235	2,70,499	2,61,220
Schools for Other Education—											
82	Social (Adult) Education	4,175	798	64,785	61,400
83	Oriental Studies	98	2	66,780	64,010
84	Other*—										
	(i)
	(ii)
85	Total	4,273	800	1,31,565	1,25,410
	Grand Total	10,597	315	17,166	22,71,860	13,74,110	15,24,66,824	9,86,29,919	98,88,448	42,45,804

* May be specified and information given separately for each type.

VII.—Education in Rural areas, 1964-65—cont.

Type of institution.	Expenditure—cont.		Number of teachers in					Total.	Explanatory notes.
	Indirect expenditure on		Public institutions.			Private institutions.			
	Scholarships and stipends.	Other financial concessions.	Hostel.	Men.	Women.	Men.	Women.		
(21)	(22)	(23)	(24)	(25)	(26)	(27)	(28)	(29)	
58 High	2,321,416	..	1,001,808	13,678	2,268	4,438	1,583	21,992	..
59 Senior Basic	24,290	7,647	200,267	2,056	1,248	1,609	976	5,889	..
60 Middle and Upper Primary	11,381	4,503	5,541	4,127	25,552	..
61 Junior Basic	3,690	1,784	2,144	1,254	3,872	..
62 Primary (Non-Basic)	17,611	11,028	8,087	5,264	51,990	..
63 Pre-Primary/Pre-Basic	1	5	6	..
64 Total	2,348,731	7,647	1,202,075	58,416	20,851	21,840	13,217	1,14,324	..
Schools for Vocational/Professional Education—									
65 Agriculture	61,662	..	7,661	13	13	..
66 Commerce
67 Fine Arts— (i) Music and Dancing
(ii) Others (including Applied Art).
68 Forestry
69 Compounding
70 Nursing and Midwifery
71 Veterinary Science
72 Physical Education
73 Social Work/Social Service
74 Teacher Training—									
(i) Basic
(ii) Non-Basic
(iii) Arts and Crafts
(iv) Pre-Primary/Pre-Basic

75 Technical—										
(i) Industrial Training Institutes.
(ii) Junior Technical Schools
(iii) Others (Arts and Crafts, Industrial).
76 Others*—										
(i)
(ii)
77	Total ..	61,692	..	7,651	13	13	..
Schools for Special Education—										
78 For Handicapped—										
(a) Mentally Handicapped
(b) Physically Handicapped—										
(i) The Blind	12,412	3	..	3
(ii) The Deaf/Mute	3	..	3
(iii) The Orthopaedically Handicapped.	2	..	2	1	5
79 Reformatory/Certified	2	1	6	4	13
80 Others*—										
(i) Jail Schools	6	6
(ii)
81	Total	12,412	10	1	14	5	30	..
82 Schools for Other Education—										
83 Social (Adult) Education	17	..	205	..	222
84 Oriental Studies	24	..	24
Others*—										
(i)
(ii)
85	Total	17	..	229	..	246	..
86	Grand Total ..	70,45,313	20,008	3,698,435	58,944	20,878	23,069	13,813	1,16,204	..

* May be specified and information given separately for each type.

VII-- Examination Results, 1964-65

Name of examination. (1)	Annual.											
	Boys.						Girls.					
	Number appeared.			Number passed.			Number appeared.			Number passed.		
	From recognised institutions. (2)	Privately. (3)	Total. (4)	From recognised institutions. (5)	Privately. (6)	Total. (7)	From recognised institutions. (8)	Privately. (9)	Total. (10)	From recognised institutions. (11)	Privately. (12)	Total. (13)
RESEARCH DEGREES.												
Arts M. Litt.	8	..	8	8	..	8	2	..	2	2	..	2
Science M.Sc.,	6	..	6	5	..	5	2	..	2	2	..	2
Others*—												
Ph.	49	..	49	39	..	39	10	..	10	7	..	7
D.Sc. Zoology	1	..	1
GENERAL EDUCATION.												
Post Graduate—												
M.A.	305	164	469	280	96	376	121	15	136	117	9	126
M.Sc.	496	122	618	347	68	415	134	18	152	108	13	124
M.Sc. Home Science	40	2	42	36	2	38
DEGREE.												
B.A. (2 years) (old)	210	210	..	78	78	..	35	35	..	19	19
B.A. (3 years)	1,846	1,015	2,861	1,073	201	1,274	888	11	999	677	22	699
B.A. (Hons.)
B.Sc. (2 years) (old)	36	36	..	3	3

261A 24-45

B.Sc. (3 years)	3,871	1,369	5,240	169	354	2,523	1,096	148	1,244	322	57	948
B.Sc. (Hons.)
B.A. (Home Arts)
B.Sc. (Home Science)	251	..	251	13	..	216
Others*—
PROFESSIONAL EDUCATION.												
Degree and Post-Graduate—												
Agriculture—												
M.Sc.	42	..	42	42	..	42	1	1
B.Sc.	186	4	190	158	1	159
Others*—
COMMERCE.												
M. Com.	47	12	59	44	6	50
B. Com.	802	304	1,106	546	44	590
Others*—
B. Com. (old) 2 years	15	15	..	4	4
ENGINEERING.												
M.E./M.Sc	97	1	98	65	1	66
Civil
Electrical
Mechanical
Others*—
M.E. Chemical	5	5	..	5

* May be specified and information given separately for each type.

VIII.—Examination Results, 1964-65—cont.

Name of Examination.	Supplementary.											
	Boys.						Girls.					
	Number appeared.			Number passed.			Number appeared.			Number passed.		
	From recognised institutions. (14)	Privately. (15)	Total. (16)	From recognised institutions. (17)	Privately. (18)	Total. (19)	From recognised institutions. (20)	Privately. (21)	Total. (22)	From recognised institutions. (23)	Privately. (24)	Total. (25)
DOCTORATE.												
M. Litt.	1	1	1	1
Science
Others*—												
Ph.D.	34	34	..	26	26	..	7	7	..	4	4
GENERAL EDUCATION.												
Post Graduate—												
M.A.
M.Sc.
M.Sc.—Home Science
DEGREE.												
B.A. (2 years)	232	232	..	66	66	—	10	10	..	6	6
B.A. (3 years)	1,541	1,541	..	444	444	..	280	280	..	103	103
B.A. (Hons.)
B.Sc. (2 years)	18	18	..	1	1	..	3	3

B.Sc. (3 years)	1,544	1,544	..	382	382	..	192	192	..	83	83
B.Sc. (Hons.)
B.A. (Home Arts)
B.Sc. (Home Science)	25	25	..	16	16
Others*—
..
PROFESSIONAL EDUCATION.											
Degree and Post-Graduate—											
Agriculture—											
M.Sc.
B.Sc.	30	30	..	30	30
Others*—
..
COMMERCE.											
M. Com.
B. Com.	831	831	..	143	143	..	8	8
Others*—
B. Com. (old)	10	10
ENGINEERING.											
M.E./M.Sc.
Civil
Electrical
Mechanical
Others*—
M.E. Chemical

* May be specified and information given separately for each type.

VIII.—Examination Results, 1964-65—cont.

Name of Examination.	Annual.											
	Boys.						Girls.					
	Number appeared.			Number passed.			Number appeared.			Number passed.		
	From recognised institutions.	Privately.	Total.	From recognised institutions.	Privately.	Total.	From recognised institutions.	Privately.	Total.	From recognised institutions.	Privately.	Total.
(1)	(2)	(3)	(4)	(5)	(6)	(7)	(8)	(9)	(10)	(11)	(12)	(13)
BACHELOR OF ENGINEERING.												
Civil	164	..	164	82	..	82
Electrical	106	..	106	74	..	74
Mechanical	209	..	209	150	..	150
Others*—												
B.E. Chemical	36	..	36	28	..	28
Electronics and Communication Branch.	10	..	10	7	..	7
Tele Communication	2	..	2	1	..	1
FORESTRY.												
Superior Forest Service
LAW.												
Doctor of Law
Master of Law	2	24	26	1	..	1	1	..	1
Bachelor of Law	453	123	576	229	65	294	20	4	24	17	3	20
Others*—												
Post Graduate Diploma in Law ..	134	42	176	65	24	89	3	6	9	1	3	

MEDICINE.																	
M.D.	32	43	75	8	11	19	12	14	26	3	5	1
M.S.	36	45	81	2	3	5	4	5	2
M.B.B.S.	327	..	327	126	..	126	102	..	102	41	..	48
B.Sc. (Nursing)	12	..	12	9	..	9
B.D.S.	12	..	12	6	..	6	2	..	2	2	..	2
Others*—																	
M.Sc. (Medicine)	3	4	7	1	..	3	3	4	7	2
PHARMACY.																	
M.Sc./M. Pharm
B. Pharm	12	..	12	4	..	4
B. Pharm (Old Regulation)	24	24	..	12	12	..	1	1
EDUCATION.																	
M.Ed. (Basic)
M.Ed. (Non-Basic)	34	..	34	13	..	13	6	..	6	3	..	3
B.T. (Basic)	28	..	20	20	..	20
B.Ed. (Non-Basic)	1,062	214	1,276	907	103	1,010	583	45	628	508	13	524
Diploma in Teaching	31	1	32	40	..	30	7	..	7	7	..	7
TECHNOLOGY.																	
Master of Technology
Bachelor of Technology	52	..	52	46	..	46
VETERINARY SCIENCE.																	
M.V.Sc. (Veterinary)	43	..	43	34	..	34
B.V.Sc. (Veterinary)	47	..	47	37	..	37
B.V.Sc. (old)	3	..	3	3	..	3

* May be specified and information given separately for each type.

VII.—Examination Results, 1964-65—cont.

Name of Examination.	Supplementary.											
	Boys.						Girls.					
	Number appeared.			Number passed.			Number appeared.			Number passed.		
	From recognised institutions. (14)	Privately. (15)	Total. (16)	From recognised institutions. (17)	Privately. (18)	Total. (19)	From recognised institutions. (20)	Privately. (21)	Total. (22)	From recognised institutions. (23)	Privately. (24)	Total. (25)
BACHELOR OF ENGINEERING												
Civil	46	46	..	30	30
Electrical	51	51	..	28	28
Mechanical	75	75	..	42	42
Others*—												
B.E. Chemical	2	2	..	2	2
Electronics and Communication Branch.	..	3	3
Mining	3	3	..	2	2
FORESTRY.												
Superior Forest Service
LAW.												
Doctor of Law
Master of Law
Bachelor of Law	233	233	..	98	98	..	2	2
Others*—												
..

MEDICINE.															
M.D.	39	39	..	9	9
M.S.	34	34	..	8	8	..	1	1
M.B.B.S.	457	457	..	187	187	..	113	113	..	58
B. Pharmacy
B.D.S.	11	11	..	7	7
Others*—															
M.Sc.—Medicine	1	1	..	1	1
M.Sc.—Prelim - non-Chemical	8	8	..	6	6	..	6	6	..	5
PHARMACY.															
M.Sc./M Pharm
B.Sc./B. Pharm	25	25	..	13	13	..	2	2
EDUCATION.															
M.Ed. (Basic)
M.Ed. (Non-Basic)
B.T. (Basic)	1	1	..	1	1
B.Ed/B.T./L.T. (Non-Basic)	266	266	..	190	190	..	74	74	..	59
TECHNOLOGY.															
Master of Technology	18	18	..	18	18
Bachelor of Technology
VETERINARY SCIENCE.															
M.V.Sc. (Veterinary)
B.V.Sc. (Veterinary)	47	47	..	36	36

* May be specified and information given separately for each type.

VIII.—Examination Results, 1954-55—cont.

Name of Examination.	Annual.											
	Boys.						Girls.					
	Number appeared.			Number passed.			Number appeared.			Number passed.		
	From recognised institutions.	Privately.	Total.	From recognised institutions.	Privately.	Total.	From recognised institutions.	Privately.	Total.	From recognised institutions.	Privately.	Total.
(1)	(2)	(3)	(4)	(5)	(6)	(7)	(8)	(9)	(10)	(11)	(12)	(13)
MUSIC AND DANCING.												
Diploma	7	7	..	6	6
OTHER FINE ARTS.												
Degree or Diploma
ORIENTAL LEARNING.												
M.O.L.	1	..	1	1	..	1
B.O.L. (Hons.)
B.O.L.	6	3	9	4	1	5
Others*—												
Pulavar (Final)	19	4	23	18	2	20	7	..	7	7	..	7
Post Graduate Diplomas*—												
Library Science	9	1	10	9	1	10	7	..	7	7	..	7
Social works	35	..	35	35	..	35	13	..	13	13	..	13
Social Science	1	1	..	1	1
INTERMEDIATE AND OTHER EQUIVALENT EXAMINATIONS.												
Intermediate in Arts
Intermediate in Science
Intermediate in Commerce
Intermediate in Agriculture

UNDER-GRADUATE DIPLOMAS/CERTIFICATES																
Agriculture		
Commerce	115	..	115	57	..	57		
ENGINEERING.																
Civil	712	..	712	405	..	405		
Electrical	696	..	696	389	..	389		
Mechanical	1,121	..	1,121	745	..	745		
Forestry		
Other Engineering Courses	239	..	239	174	..	174		
MEDICINE.																
L.C.P.S./M.C.P. and S.		
M.S.F./L.S.F.		
Tibbi Mustand		
Pharmacy		
Physical Education	32	..	32	30	..	30		
TEACHERS TRAINING.																
Basic	9,595	..	9,595	4,976	..	4,976	4,531	2,810	2,810	76	45	31
Non-Basic	2,051	..	2,051	1,226	..	1,226	1,401	9,072	9,072	26	14	01
Technology
Veterinary Science
Foreign Languages	16	..	16	13	..	13	7
Music	1	..	1	1	..	1
Oriental Studies	2	102	104	2	64	66	..	32	31	..	18	18
Others*—																
Sangeetha Bushana	8	5	13	7	4	11	10	1	11	10	18	11

* May be specified and information given separately for each type.

VIII.—Examination Results, 1964-65—cont.

Name of Examination.	Supplementary.											
	Boys.						Girls.					
	Number appeared.			Number passed.			Number appeared.			Number passed.		
	From recognised institutions. (14)	Privately. (15)	Total. (16)	From recognised institutions. (17)	Privately. (18)	Total. (19)	From recognised institutions. (20)	Privately. (21)	Total. (22)	From recognised institutions. (23)	Privately. (24)	Total. (25)
MUSIC AND DANCING.												
Degree or Diploma
OTHER FINE ARTS.												
Degree or Diploma
ORIENTAL LEARNING.												
M.O.L.
B.O.L. (Hons)
B.O.L.	1	1	..	1	1
Others*—
Post Graduate Diplomas*
INTERMEDIATE AND OTHER EQUIVALENT EXAMINATIONS.												
Intermediate in Arts
Intermediate in Science
Intermediate in Commerce
Intermediate in Agriculture

UNDER-GRADUATE DIPLOMA/ CERTIFICATES.																	
Agriculture
Commerce	80	80	..	39	39
ENGINEERING.																	
Civil	521	521	..	243	243
Electrical	527	527	..	245	245
Mechanical	606	606	..	317	317
Other Engineering Courses	61	61	..	43	43	..	17	17	..	15	15
MEDICINE.																	
L.C.P.S./M.C.P. and S.
M.S.F./L.S.F.
Tibbi Mustand
Pharmacy
Physical Education
TEACHERS TRAINING.																	
Basic
Non-Basic
Technology	907	907	..	480	480	..	410	410	..	241	241
Veterinary Science
Foreign Languages
Music and Dancing	1	1	..	1	1
Oriental Studies
Others*—

* May be specified and information given separately for each type.

VIII.—Examination Results, 1964-65—cont.

Name of Examination. (1)	Annual.												
	Boys.						Girls.						
	Number appeared.			Number passed.			Number appeared.			Number passed.			
	From recognised institutions. (2)	Privately. (3)	Total. (4)	From recognised institutions. (5)	Privately. (6)	Total. (7)	From recognised institutions. (8)	Privately. (9)	Total. (10)	From recognised institutions. (11)	Privately. (12)	Total. (13)	
SCHOOL EXAMINATION.													
On completion of High/Higher Secondary Course—													
Pre-University	25,869	6,854	32,723	10,131	2,205	12,336	6,986	1,095	8,081	3,507	440	3,947	
Post Basic	36	..	36	23	..	23	12	..	12	10	..	10	
Higher Secondary	
Higher Secondary Multipurpose	
Higher Secondary (Technical)	
Secondary School Leaving Certificate, etc.	81,434	6,466	87,900	45,583	848	46,431	29,086	2,299	31,385	17,924	228	18,212	
Matriculation	491	871	1,362	342	95	437	249	91	340	267	19	226	
High School Multipurpose	
Anglo-Indian and European High School.	
Cambridge Senior	
ON COMPLETION OF SENIOR BASIC OR MIDDLE SCHOOL COURSE—													
Senior Basic	12,686	..	12,686	11,342	..	11,342	7,290	..	7,290	6,870	..	6,870	
Middle	
Cambridge Junior	

ON COMPLETION OF PRIMARY OR JUNIOR BASIC/BASIC PRIMARY SCHOOL COURSE -													
Upper Primary	157,413	..	157,413	126,146	..	126,146	64,084	..	64,084	54,236	..	54,236	
Lower Primary	269,642	..	269,642	204,752	..	204,752	157,684	..	157,684	125,217	..	125,217	
Junior Basic/Basic Primary	63,742	..	63,742	53,359	..	53,359	39,840	..	39,840	31,972	..	31,972	
ON COMPLETION OF VOCATIONAL, TECHNICAL, SPECIAL AND OTHER GENERAL EDUCATION SCHOOL COURSE--													
In Agriculture	890	..	890	390	..	390	16	..	16	10	..	10	
In Commerce	13,295	..	13,295	6,118	..	6,118	5,752	..	5,752	2,489	..	2,489	
In Forestry	
In Compounding	
In Nursing	
In Midwifery	
In Physical Education	
In Teachers' Certificate--													
Pre-Primary	119	..	119	101	..	101	
IN TRADE (TECHNICAL AND INDUSTRIAL) COURSE--													
In Veterinary Science	
In Music and Dancing	65	..	65	29	..	29	536	..	536	290	..	290	
In Other Fine Arts	3,182	..	3,182	3,064	..	3,064	
In Oriental Studies	43	..	43	28	..	28	86	..	86	69	..	69	
For Social Workers	
For Social (Adult) Education ..	4,376	..	4,376	3,779	..	3,779	921	..	921	715	..	715	
For the Handicapped	31	..	31	30	..	30	31	..	31	27	..	27	
In Reformatory etc.	2,611	..	2,611	963	..	1,963	393	..	393	300	..	300	
In Other Schools*	

* May be specified and information given separately for each type.

VIII—Examination Results 1964-65—cont.

Name of Examination.	Supplementary.											
	Boys.						Girls.					
	Number appeared.			Number passed.			Number appeared.			Number passed.		
	From recognised institutions. (14)	Privately. (15)	Total. (16)	From recognised institutions. (17)	Privately. (18)	Total. (19)	From recognised institutions. (20)	Privately. (21)	Total. (22)	From recognised institutions. (23)	Privately. (24)	Total. (25)
SCHOOL EXAMINATION.												
On completion of High/Higher Secondary Course—												
Pre-University	91	15,236	15,327	6	4,759	4,765	4	3,200	3,204	1	1,235	1,236
Post Basic
Higher Secondary
Higher Secondary Multipurpose
Higher Secondary (Technical)
Secondary School Leaving Certificate, etc.	130	21,260	21,390	48	4,978	5,026	29	6,161	6,190	9	1,096	1,105
Matriculation	331	331	..	44	44	..	48	41	..	11	11
High School Multipurpose
Anglo-Indian and European High School,
Cambridge Senior
ON COMPLETION OF SENIOR BASIC OR MIDDLE SCHOOL COURSE—												
Senior Basic
Middle
Cambridge Junior

ON COMPLETION OF PRIMARY OR JUNIOR BASIC/BASIC PRIMARY SCHOOL COURSE —														
Upper Primary
Lower Primary
Junior Basic/Basic Primary
ON COMPLETION OF VOCATIONAL, TECHNICAL, SPECIAL AND OTHER GENERAL EDUCATION SCHOOL COURSE—														
In Agriculture
In Commerce	11,736	11,736	..	4,785	4,785	..	4,746	4,746	..	2,155	2,155
In Forestry
In Compounding
In Nursing
In Midwifery
In Physical Education
In Teachers' Certificate—														
Basic
Pre-Primary
IN TRADE (TECHNICAL AND INDUSTRIAL) COURSE—														
In Veterinary Science
In Music and Dancing
In Other Fine Arts
In Oriental Studies	43	..	43	28	..	28	86	..	86	69	..	69
For Social Workers
For Social (Adults) Education
For the Handicapped
In Reformatory etc.
In Other Schools*

May be specified and information given separately type.

A1 TABLE.

I.—Number of pupils, attached Hostels and residents in attached Hostels, 1964–65.

Type of Institution. (1)	Number of Students belonging to						Number of Attached Hostels for Scheduled Castes and Scheduled Tribes. (8)
	Scheduled Castes.		Scheduled Tribes.		Total.		
	Boys. (2)	Girls. (3)	Boys. (4)	Girls. (5)	Boys. (6)	Girls. (7)	
UNIVERSITIES.							
1 Universities
2 Institutions deemed as Universities
3 Institutions of National Importance
4 University Teaching Departments
5 Boards of Secondary and/or Intermediate Education.
6 Other Boards of Examinations
7 Research Institutions
8 Total
COLLEGES FOR GENERAL EDUCATION.							
(A) Degree and Post Graduate Standard—							
9 Arts
10 Science
11 Arts and Science	2,657	450	116	23	2,773	473	..
12 Home Science
13 Others— *							
(i)
(ii)
Total ..	2,657	450	116	23	2,773	473	..

(B) Under-Graduate (Intermediate/Pre-University) Standard—								
15 Arts
16 Science
17 Arts and Science	138	148	18	19	156	267
18 Others— *								
(i)
(ii)
19 Total ..	138	248	18	19	156	267
COLLEGES FOR PROFESSIONAL EDUCATION.								
(A) Degree and Post-Graduate Standard—								
20 Agriculture	86	86
21 Commerce
22 Engineering, Technology and Architecture.	212	..	8	..	220
23 Fine Arts—								
(i) Music and Dancing	9	1
(ii) Others (Including Applied Art)
24 Forestry
25 Law	27	27
26 Medicine—								
(i) Allopathy
(ii) Ayurveda
(iii) Unani/Tibbia
(iv) Homeopathy	399	93	6	4	405	97
(v) Dentistry
(vi) Public Health
(vii) Nursing
27 Veterinary Science	12	12
28 Pharmacy
29 Physical Education	25	25
30 Social work/Social Service

* May be specified and information given separately for each type.

I.—Number of pupils, attached Hostels and residents in attached Hostels, 1964-65—cont.

Type of Institution.	Number of Scheduled Castes/Tribes students residing in attached Hostels.					
	Scheduled Castes.		Scheduled Tribes.		Total.	
	Boys. (9)	Girls. (10)	Boys. (11)	Girls. (12)	Boys. (13)	Girls. (14)
UNIVERSITIES.						
1 Universities
2 Institutions deemed as Universities
3 Institutions of National Importance
4 University Teaching Departments
5 Boards of Secondary and/or Intermediate Education.
6 Other Boards of Examinations
7 Research Institutions
8 Total
COLLEGES FOR GENERAL EDUCATION.						
(A) Degree and Post-Graduate Standard—						
9 Arts
10 Science
11 Arts and Science	1,680	28	25	11	1,705	39
12 Home Science
13 Others— *						
(i)
(ii)
14 Total ..	1,680	28	25	11	1,705	39

(B) Under-Graduate (Intermediate/Pre-University) Standard—							
15 Arts
16 Science
17 Arts and Science	73	9	17	8	90	17	
18 Others— *							
(i)
(ii)
19 Total	73	9	17	8	90	17	
COLLEGES FOR PROFESSIONAL EDUCATION.							
(A) Degree and Post Graduate Standard—							
20 Agriculture	86	86
21 Commerce
22 Engineering, Technology and Architecture.	205	..	2	..	207
23 Fine Arts—							
(i) Music and Dancing
(ii) Others (Including Applied Art)
24 Forestry
25 Law	27	27
26 Medicine—							
(i) Allopathy
(ii) Ayurveda
(iii) Unani/Tibbia
(iv) Homeopathy	399	93	6	4	405	17	..
(v) Dentistry
(vi) Public Health
(vii) Nursing
27 Veterinary Science	9	9
28 Pharmacy
29 Physical Education	25	25
30 Social work/Social Service

* May be specified and information given separately for each type.

I. Number of pupils, attached Hostels and residents in attached Hostels, 1964-65—cont.

Type of Institution. (1)	Number of Students belonging to						Number of Attached Hostels for Scheduled Castes and Scheduled Tribes. (8)
	Scheduled Castes.		Scheduled Tribes.		Total.		
	Boys. (2)	Girls. (3)	Boys. (4)	Girls. (5)	Boys. (6)	Girls. (7)	
31 Teacher Training—							
(i) Basic	1	1
(ii) Non-Basic	39	28	2	..	41	28	..
32 Others - *							
(i) Rural Colleges	32	..	2	..	34
(ii)
33 Total ..	834	121	18	4	852	125	..
(B) Under-Graduate (Intermediate/pre-professional) Standard—							
34 Agriculture
35 Commerce
36 Engineering, Technology and Architecture—							
(i) Polytechnics	315	5	4	1	319	6	..
(ii) Industrial Training Institutes
(iii) Others (including Architecture)
37 Fine Arts—							
(i) Music and Dancing
(ii) Others (including Applied Art)
38 Forestry	9	9
39 Medicine—							
(i) Allopathy

	(ii) Ayurveda
	(iii) Unani/Tibbia
	(iv) Homeopathy
	(v) Nursing and Midwifery
	(vi) Compounding
40	Veterinary Science
41	Physical Education
42	Social Work/Social Service
43	Teacher Training--							
	(i) Basic	1,924	759	36	14	1,960	773	..
	(ii) Non-Basic	203	209	3	4	206	213	..
	(iii) Arts and Crafts
	(iv) Pre-Primary/Pre-Basic	52	52	..
44	Others— *							
	(i)
	(ii)
45	Total ..	2,457	1,025	43	19	2,494	1,044	1
COLLEGES FOR OTHER EDUCATION.								
Post-Graduate, Degree and Under-Graduate—								
46	Oriental Studies	19	6	19	6	..
47	Others— *							
	(i)
	(ii)
48	Total ..	19	6	19	6	..
Schools for General Education—								
49	Multipurpose Higher Secondary
50	Higher Secondary
51	Post Basic	22	5	1	..	23	5	1

* May be specified and information given separately for each type.

I.—Number of pupils, attached Hostels and residents in attached Hostels, 1964-65—cont.

Type of Institution.	Number of Scheduled Castes/Tribes students residing in attached Hostels.					
	Scheduled Castes.		Scheduled Tribes.		Total.	
	Boys. 9	Girls (10)	Boys. (11)	Girls. (12)	Boys. (13)	Girls. (14)
31 Teacher Training—						
(i) Basic	1	1	..
(ii) Non-Basic	31	19	1	..	32	19
32 Others— *						
(i) Rural Colleges	32	1	6	..	38	1
(ii)
33 Total ..	815	113	15	4	830	117
(B) Under-Graduate (Inter-mediate/Pro-Profes- sional) Standard—						
34 Agriculture
5 Commerce
36 Engineering, Technology and Architecture—						
(i) Polytechnics	183	2	..	1	183	..
(ii) Industrial Training Institutes
(iii) Others (including Architecture
37 Fine Arts—						
(i) Music and Dancing
(ii) Others (including Applied Art)
38 Forestry	9	9	..
39 Medicine—						
(i) Allopathy

(ii) Ayurveda
(iii) Unani/Tibbia
(iv) Homeopathy
(v) Nursing and Midwifery
(vi) Compounding
40 Veterinary Science
41 Physical Education
42 Social Work/Social Service
43 Teacher Training—							
(i) Basic	1,914	759	36	14	1,960	773	
(ii) Non-Basic	14	140	1	4	45	144	
(iii) Arts and Crafts	
(iv) Pre-Primary/Pre-Basic	15	15	
44 Others—*							
(i)	
(ii)	
45 Total ..	2,150	916	37	19	2,197	935	
COLLEGES FOR OTHER EDUCATION.							
Post-Graduate, Degree and Under-Graduate—							
46 Oriental studies	16	4	16	4	
47 Other—*							
(i)	
(ii)	
48 Total ..	16	4	16	4	
Schools for General Education—							
49 Multipurpose Higher Secondary	
50 Higher Secondary	
51 Post Basic	20	4	1	..	21	4	

* May be specified and information given separately for each type.

I.—Number of pupils, attached Hostels and residents in attached Hostels, 1964-65—cont.

Type of Institution. (1)	Number of Students belonging to						Number of attached Hostels for Scheduled Castes and Scheduled Tribes. (8)
	Scheduled Castes.		Scheduled Tribes.		Total.		
	Boys. (2)	Girls. (3)	Boys. (4)	Girls. (5)	Boys. (6)	Girls. (7)	
52 Multipurpose High
53 High	1,06,309	32,608	2,022	1,198	1,08,331	37,806	23
54 Senior Basic	34,599	21,453	148	76	34,747	21,529	..
55 Middle	1,37,035	87,603	2,710	1,701	1,39,745	82,304	24
56 Junior Basic (Pre-Basic 32 + 29)	55,193	57,207	947	626	56,140	37,833	7
57 Primary (Non-Basic)	2,68,879	1,75,956	10,976	8,091	2,79,855	1,83,947	23
58 Pre-Primary	97	90	11	16	108	106	..
59 Total ..	6,02,134	3,47,822	16,815	11,708	6,18,949	3,59,530	78
Schools for Vocational/Professional Education—							
60 Agriculture	23	..	11	..	34
61 Commerce
62 Fine Arts—							
(i) Music and Dancing
(ii) Others (including Applied Art)
63 Forestry
64 Medicine
(i) Compounding
(ii) Nursing and Midwifery
65 Veterinary Science	1
66 Physical Education	1

67	Social work/Social Service
68	Teacher Training—								
	(i) Basic
	(ii) Non-Basic
	(iii) Pre-Primary/Pre-Basic
69	Technical—								
	(i) Industrial Training Institutes ..	414	25	4	..	418	25
	(ii) Industrial	342	76	15	15	357	91
	(iii) Arts and Crafts
70	Others— *								
	(i) Anglo Indian Training School
	(ii) Development Centre Musical Instrument Training Institution.
71	Total ..	779	101	30	15	709	116
SCHOOLS FOR SPECIAL EDUCATION.									
72	For Handicapped—								
	(a) Mentally Handicapped
	(b) Physically Handicapped—								
	(i) The Blind	48	25	31	1	79	26
	(ii) The Deaf/Mute	54	28	73	..	127	28
	(iii) The Orthopaedically Handicapped.	42	10	42	..	84	10
73	Reformatory/Certified	272	45	18	8	290	53
74	Others— *								
	(i) Jail Schools	236	10	52	..	283	10
	(ii)
75	Total ..	652	118	216	9	868	127

* May be specified and information given separately for each type.

I.—Number of pupils, attached Hostels and residents in attached Hostels, 1964-65—cont.

Type of Institution.	Number of Scheduled Castes/Tribes students residing in attached Hostels.					
	Scheduled Castes.		Scheduled Tribes.		Total.	
	Boys. (9)	Girls. (10)	Boys. (11)	Girls. (12)	Boys. (13)	Girls. (14)
52 Multipurpose High
53 High	5,984	4,563	191	89	6,175	4,652
54 Senior Basic	1,005	1,342	26	..	1,031	1,342
55 Middle	1,582	889	80	8	1,662	897
56 Junior Basic (Pre-Basic 32 + 29)	65	86	67	86	132
57 Primary (Non-Basic)	1,047	594	346	276	1,393	870
58 Pre-Primary
59 Total	9,628	7,457	730	440	10,368	7,897
Schools for Vocational/Professional Education—						
60 Agriculture
61 Commerce
62 Fine Arts—						
(i) Music and Dancing
(ii) Others including Applied Art)
63 Forestry
64 Medicine
(i) Compounding
(ii) Nursing and Midwifery
65 Veterinary Science
66 Physical Education

264A-24-48a

67	Social work/Social Service
68	Teacher Training—						
	(i) Basic
	Non-Basic
	i Pre-Primary/Pre-Basic
	(ii) Technical—						
	(i) Industrial Training Institutes ..	337	25	4	..	341	25
	Industrial	842	76	15	2	357	78
	i Arts and Crafts
70	Other — *						
	Anglo Indian Training School
	(i) Development Centre, Musical Instrument Training Institution.
71	Total ..	679	101	19	2	688	103
	SCHOOLS FOR SPECIAL EDUCATION.						
72	For Handicapped—						
	(a) Mentally Handicapped
	(b) Physically Handicapped—						
	(i) The Blind	49	25	1	2	50	27
	(ii) The Deaf/Mute	42	32	4	..	46	22
	(iii) The Orthopaedically Handicapped.	32	8	32	8
73	Reformatory/Certified	273	31	18	8	290	39
74	Others*—						
	(i) Jail Schools	59	10	5	..	64	10
	(ii)
	Total ..	454	106	28	10	482	116
75							

379

* May be specified and information given separately for each type.

I.—Number of pupils, attached Hostels and residents in attached Hostels, 1964-65—cont.

Type of Institution. (1)	Number of Students belonging to						Number of Attached Hostels for Scheduled Castes and Scheduled Tribes. (8)
	Scheduled Castes.		Scheduled Tribes.		Total.		
	Boys. (2)	Girls. (3)	Boys. (4)	Girls. (5)	Boys. (6)	Girls. (7)	
Schools for Other Education—							
76 Social (Adult) Education	1,185	288	25		1,210	288	..
77 Oriental Studies	4	4	4	4	..
78 Others*—							
(i)
(ii)
79 Total ..	1,189	290	25	2	1,214	292	..
80 Grand total ..	6,10,853	3,50,181	17,281	11,799	6,28,134	3,61,980	79

* May be specified and information given separately for each type.

I.—Number of pupils, attached Hostels and residents in attached Hostels, 1964-65—cont.

Type of Institution.	Number of Scheduled Castes/Tribes students residing in Attached Hostels.					
	Scheduled Castes.		Scheduled Tribes.		Total.	
	Boys. (9)	Girls. (10)	Boys. (11)	Girls. (12)	Boys. (13)	Girls. (14)
Schools for Other Education—						
76 Social (Adult) Education
77 Oriental Studies	4
78 Others— *						
(i)
(ii)
79 Total	4	4
80 Grand Total ..	15,505	8,738	871	494	16,376	9,232

* May be specified and information given separately for each type.

**II-A.—Number of Scheduled Castes and Scheduled Tribes Students receiving
General Education (Collegiate) by Courses, stages and Classes 1964-65**

Type of Education. (1)	Number of Students.					
	Scheduled Castes.			Scheduled Tribes.		
	Boys. (2)	Girls. (3)	Total. (4)	Boys. (5)	Girls. (6)	Total. (7)
A. Pre-University Classes—						
Arts	44	6	50	6	4	10
Science	58	8	66	8	5	13
Home Science .. .	36	5	41	4	2	6
Total (A) ..	138	19	157	18	11	29
B. Intermediate Classes—						
Arts—						
I year
II year
Total
Science—						
I year
II year
Total
Home Science—						
I year
II year
Total
Total (B)

C. Degree Classes (Pass and Hons.) Two-year Degree Course—

Arts—

I year
II year
Hons. only
Total

Science—

I year
II year
Hons. only
Total

Three-year Degree Course—

Home Science—

I year	28	28
II year	30	30	..	1	1
III year	15	15
Total	73	73	..	1	1

Three-year Degree Course—

Arts—

I year	163	39	202	12	2	14
II year	286	44	330	14	2	16
III year	180	25	205	16	2	18
Hons. only
Total ..	629	108	737	42	6	48

**II-A.—Number of Scheduled Castes and Scheduled Tribes Students receiving
General Education (Collegiate) by Courses, Stages and Classes 1964-65—cont.**

Type of Education. (1)	Number of Students.					
	Scheduled Castes.			Scheduled Tribes.		
	Boys. (2)	Girls. (3)	Total. (4)	Boys. (5)	Girls. (6)	Total. (7)
Science—						
I year	363	51	414	18	4	22
II year	318	41	362	20	2	22
III year	302	45	347	20	2	22
Hons. only
Total ..	983	140	1,123	58	8	66
Home Science—						
I year	184	19	203	11	2	13
II year	116	17	133	7	1	8
III year	125	18	143	6	1	7
Hons. only
Total ..	425	54	479	24	4	28
Total (C) ..	2,037	375	2,412	124	19	143
D. Post-Graduate Classes—						
Arts—						
I year	116	35	151	3	1	4
II year	126	26	152	3	..	3
Total ..	242	61	303	6	1	7

Science—						
I year	141	20	161	2	..	2
II year	174	14	188	2	..	2
Total	315	34	349	4	..	4
Research—						
I year	32	20	52	2	1	3
II year	31	20	51
Total	63	40	103	2	1	3
Total (D)	620	185	755	12	2	14
E. Doctorate—						
(i)
(ii)
Total (E)
F. Diploma/Certificate—						
(a) Under Graduate—						
(i)
(ii)
(iii)
Total
(b) Post Graduate—						
(i) M.B.B.S. Pre-professional Course.	..	18	18	..	2	2
(ii)
(iii)
Total	..	18	18	..	2	2
Total (F)	..	18	18	..	2	2
Grand Total (General Education) (A + B + C + D + E + F).	2,795	547	3,342	154	34	189

II-B.—Number of Scheduled Castes and Scheduled Tribes students receiving Professional and other education (Collegiate) by Courses and Stages 1964-65.

Type of Education. (1)	Scheduled Castes.											
	Under Graduate.		Graduate (Pass and Hons.).		Post Graduate.		Doctorate		Post-Graduate Diploma.		Total.	
	Boys. (2)	Girls. (3)	Boys. (4)	Girls (5)	Boys. (6)	Girls. (7)	Boys. (8)	Girls. (9)	Boys. (10)	Girls. (11)	Boys. (12)	Girls. (13)
A. Professional—												
Agriculture	24	..	27	..	19	..	4	..	12	..	86	..
Commerce
Engineering, Technology and Architecture.
Civil, Electrical and Mechanical
Mining and Metallurgy
Highways
Architecture
Chemical Technology	99	..	62	51	..	212	..
Tele-Communications
Others *—												
(i)
(ii)
(iii)
Total (Engineering, Technology and Architecture).	24	..	126	..	81	..	4	..	63	..	298	..
Fine Arts—												
(i) Music and Dancing	1	1	..
(ii) Others (Including Applied Art).
Forestry	4	..	3	2	..	9	..
Law	15	..	6	6	..	27	..

Medicine—

Allopathy													
Ayurveda													
Unani/Tibbia													
Homeopathy													
Dentistry			215	51	122	29	62	13	399	93	
Public Health													
Nursing and Midwifery													
Compounding													
Total (Medicine)			361	51	122	29	4	..	133	13	734	93	
Veterinary Science													
Pharmacy													
Physical Education	18		7								25		
Social Work/Social Service													
Teacher Training—													
(i) Basic			1								1		
(ii) Non-Basic	28		15		2						45		
(iii) Arts and Crafts													
(iv) Pre-Primary/Pre-Basic													
Others *—													
(i) Rural Colleges	17		4		7				4	1	32	1	
(ii)													
(iii)													
Total (Professional Education)	87	18	332	60	224	30	4	..	142	14	849	122	
Other Education—													
Oriental Studies	19	7									19	7	

* May be specified and information given separately for each type.

II-B.—Number of Scheduled Castes and Scheduled Tribes students receiving Professional and other education (Collegiate) by Courses and Stages 1964-65—cont.

Type of Education.	Scheduled Tribes.											
	Under Graduate.		Graduate (Pass and Hons.).		Post-Graduate.		Doctorate.		Post-Graduate Diploma.		Total.	
	Boys. (14)	Girls. (15)	Boys. (16)	Girls. (17)	Boys. (18)	Girls. (19)	Boys. (20)	Girls. (21)	Boys. (22)	Girls. (23)	Boys. (24)	Girls. (25)
A. Professional—												
Agriculture
Commerce
Engineering, Technology and Architecture.
Civil, Electrical and Mechanical
Mining and Metallurgy
Highways
Architecture
Chemical Technology	4	..	1	3	..	8	..
Tele-Communications
Others *—												
(i)
(ii)
(iii)
Total (Engineering Technology and Architecture).	4	..	1	3	..	8	..
Fine Arts—												
(i) Music and Dancing
(ii) Others (Including Applied Art).
Forestry
Law

Medicine—												
Allopathy	4	2	1	1	1	1	8	1
Ayurveda
Unani/Tibbia
Homeopathy
Dentistry
Public Health
Nursing and Midwifery
Compounding
Total (Medicine)	8	2	2	1	1	1	6	4
Veterinary Science												
..
Pharmacy												
..
Physical Education												
..
Social Work/Social Service												
..
Teacher Training—												
(i) Basic
(ii) Non-Basic	1	..	1	2	..
(iii) Arts and Crafts
(iv) Pre-Primary/Pre-Basic
Others *—												
(i) Rural Colleges	2	..	2	..	2	6	..
(ii)
(iii)
Total (Professional Education)	3	..	11	2	4	1	4	1	22	4
Other Education—												
Oriental Studies

* May be specified and information given separately for each type.

II-B.—Number of Scheduled Castes and Scheduled Tribes students receiving Professional and other education (Collegiate) by Courses and Stages 1964-65—cont.

Type of Education.	Total.												
	Under Graduate.		Graduate (Pass and Hons.).		Post-Graduate.		Doctorate.		Post-Graduate Diploma.		Total.		
	Boys. (26)	Girls. (27)	Boys. (28)	Girls. (29)	Boys. (30)	Girls. (31)	Boys. (32)	Girls. (33)	Boys. (34)	Girls. (35)	Boys. (36)	Girls. (37)	All persons (38)
A. Professional—													
Agriculture	24	..	27	..	19	..	4	..	12	..	86	..	86
Commerce
Engineering, Technology and Architecture.
Civil, Electrical and Mechanical
Mining and Metallurgy
Highways
Architecture
Chemical Technology	103	..	63	54	..	220	..	220
Tele-Communications
Others *—													
(i)
(ii)
(iii)
Total (Engineering Technology and Architecture).	24	..	130	..	82	..	4	..	66	..	306	..	306
Fine Arts—													
(i) Music and Dancing	1	1	..	1
(ii) Others (Including Applied Art)
Forestry	4	..	3	2	..	9	..	9
Law	15	..	6	6	..	21	..	7

Medicine —														
Allopathy														
Ayurveda														
Unani/Tibbia														
Homeopathy														
Dentistry			405	97								405	97	502
Public Health														
Nursing and Midwifery														
Compounding														
Total (Medicine)			405	97								405	97	502
Veterinary Science														
			4		3					5		12		12
Pharmacy														
Physical Education														
Social Work/Social Service														
Teacher Training—														
(i) Basic														
(ii) Non-Basic	1		1									2		49
(iii) Arts and Crafts														
(iv) Pre-Primary/Pre-Basic														
Others *—														
(i) Rural Colleges	2		2		2							6		6
(ii)														
(iii)														
Total (Professional Education)	27		562	97	26		4			19		770	97	914
Other Education—														
Oriental Studies														

* May be specified and information given separately for each type.

II-B.—Number of Scheduled Castes and Scheduled Tribes students receiving Professional and other education (Collegiate) by Courses and Stages 1964-65—cont.

Type of Education, (1)	Scheduled Castes.											
	Under Graduate.		Graduate (Pass and Hons)		Post-Graduate		Doctorate.		Post-Graduate Diploma.		Total.	
	Boys. (2)	Girls. (3)	Boys. (4)	Girls. (5)	Boys. (6)	Girls. (7)	Boys. (8)	Girls. (9)	Boys. (10)	Girls. (11)	Boys. (12)	Girls. (13)
Others *—												
(i)
(ii)
(iii)
Total (Other Education)	19	7	19	7
Grand Total (Professional Education + Other Education).	106	25	392	60	224	30	4	..	142	14	868	120

* May be specified and information given separately for each type.

II-B.—Number of Scheduled Castes and Scheduled Tribes students receiving Professional and other education (Collegiate) by Courses and Stages 1964-65—cont.

Type of Education.	Scheduled Tribes.											
	Under Graduate.		Graduate (Pass and Hons.).		Post-Graduate.		Doctorate.		Post-Graduate Diploma.		Total.	
	Boys. (14)	Girls. (15)	Boys. (16)	Girls. (17)	Boys. (18)	Girls. (19)	Boys. (20)	Girls. (21)	Boys. (22)	Girls. (23)	Boys. (24)	Girls. (25)
Others *—												
(i)
(ii)
(iii)
Total (Other Education)
Grand Total (Professional Education + Other Education).	3	..	11	2	4	1	4	1	22	4

* May be specified and information given separately for each type.

264 24A 10

II-B.—Number of Scheduled Castes and Scheduled Tribes students receiving Professional and other education (Collegiate) by Courses and Stages 1964-65—cont.

Type of Education.	Total.												
	Under Graduate.		Graduate (Pass and Hons.).		Post-Graduate.		Doctorate.		Post-Graduate Diploma.		Total.		
	Boys. (26)	Girls. (27)	Boys. (28)	Girls. (29)	Boys. (30)	Girls. (31)	Boys. (32)	Girls. (33)	Boys. (34)	Girls. (35)	Boys. (36)	Girls. (37)	All persons. (38)
Others *—													
(i)
(ii)
(iii) - ..*
Total (Other Education)
Grand Total (Professional Education + Other Education).	27	..	562	97	96	..	4	..	79	..	770	97	914

* May be specified and information given separately for each type.

II-C.—Number of students receiving General (School) education by classes, 1964-65.

28:24-53

Classes. (1)	Number of students.								
	Scheduled Castes.			Scheduled Tribes.			Total.		
	Boys. (2)	Girls. (3)	Total. (4)	Boys. (5)	Girls. (6)	Total. (7)	Boys. (8)	Girls. (9)	Total. (10)
I	1,12,624	86,481	1,99,105	5,650	3,870	9,520	1,18,274	90,351	2,08,625
II	82,980	74,898	1,57,878	4,320	3,041	7,361	87,300	77,939	1,65,239
III	75,850	58,792	1,34,642	2,520	1,845	4,365	78,370	60,637	1,39,007
IV	66,352	34,816	1,01,168	1,240	1,005	2,245	67,592	35,821	1,03,413
V	57,491	24,430	81,921	822	610	1,432	58,313	25,040	83,353
VI	50,040	18,450	68,490	641	452	1,093	50,681	18,902	69,583
VII	42,820	16,980	59,800	558	392	950	43,378	17,372	60,750
VIII	39,643	12,250	51,893	360	255	615	40,003	12,505	52,508
IX	34,221	9,945	44,166	280	129	409	34,501	10,074	44,575
X	26,421	6,420	32,841	240	71	311	26,661	6,491	33,152
XI	13,563	4,241	17,804	173	22	195	13,736	4,263	17,999
Total ..	6,02,005	3,47,703	9,49,708	16,804	11,692	28,496	6,18,809	3,59,395	9,78,204

305

II-D.—Number of Students receiving Professional/Vocational, Special and other Education (School Standard) by Type of Education, 1964-65.

Type of Education. (1)	Number of Students.					
	Scheduled Castes.		Scheduled Tribes.		Total.	
	Boys. (2)	Girls. (3)	Boys. (4)	Girls. (5)	Boys. (6)	Girls. (7)
A. Vocational/Professional Education—						
Agriculture	23	..	11	..	34	..
Commerce
Fine Arts—						
(i) Music and Dancing
(ii) Others (including Applied Art)
Forestry
Medicine—						
Compounding
Nursing and Midwifery
Veterinary Science
Physical Education
Social work/Social Service
Teacher Training—						
(a) Primary—						
(i) Basic	1,924	759	36	14	1,959	773
(ii) Non-Basic	203	209	3	4	211	213
(iii) Arts and Crafts
(b) Pre-Primary/Pre-Basic	52	52
Technical—						
(i) Technical and Industrial
(ii) Arts and Crafts	101	19	16	775	116

Others *—							
(i)
(ii)
(iii)
Total A (Vocational/ Professional Education).		2,906	1,121	69	33	2,975	1,154
B. Special Education—							
For the Handicapped	144	63	146	1	290	64
Reformatory/Certified	272	45	18	8	290	53
Others*—							
(i) Jail Schools	236	10	52	..	288	10
(ii)
(iii)
Total B (Special Education)		652	118	216	9	868	127
C. Other Education—							
Social (Adult) Education	1,185	286	25	2	1,210	288
Oriental Studies	4	4	4	4
Others*—							
(i)
(ii)
(iii)
Total C (Other Education)		1,189	290	25	2	1,214	292
Grand Total (A + B + C)		4,747	1,529	310	44	5,057	1,573

*May be specified and information given separately for each type.

III.—Scholarships, stipends, other financial concessions and freeships to Scheduled Tribes students, 1964-65.

Type of institution. (1)	Scholarships and Stipends.											
	Scheduled Castes.				Scheduled Tribes.				Total.			
	Number.		Amount.		Number.		Amount.		Number.		Amount.	
	Boys. (2)	Girls. (3)	Boys. (4)	Girls. (5)	Boys. (6)	Girls. (7)	Boys. (8)	Girls. (9)	Boys. (10)	Girls. (11)	Boys. (12)	Girls. (13)
1 Universities and University Teaching Departments.
2 Institutions deemed as Universities
3 Institutions of National Importance.
4 Research Institutions
5 Colleges for General Education ..	2,727	415	10,94,906	1,86,953	72	33	41,408	18,039	2,799	448	11,36,814	2,05,042
6 Colleges for Professional and other Education excluding Teacher Training.	27	..	14,873	..	1	..	595	..	23	..	15,473	..
Oriental Colleges	11	2	3,402	62	11	2	3,402	62
7 Teacher Training—												
(a) Post-Graduate and Degree Standard.	35	24	13,454	7,683	1	..	172	..	36	24	13,626	7,683
(b) School Standard	2,016	1,090	5,12,625	2,06,661	8	17	1,317	3,113	2,024	1,107	5,13,942	2,09,774
8 High/Higher Secondary Schools ..	41,401	14,104	12,31,915	5,89,308	580	206	15,184	5,601	41,981	14,310	12,47,099	5,94,909
9 Middle/Senior Basic Schools/Upper Primary.	5,555	2,300	51,814	36,736	20	7	293	120	5,565	2,307	52,107	36,856
10 Primary/Junior Basic Schools ..	5,930	2,850	67,153	17,691	5,930	2,850	67,153	17,691
11 Pre-Primary/Pre-Basic Schools
12 Schools for Vocational/Professional/Special/Other Education excluding Teacher Training Schools.	533	92	1,17,557	11,136	24	2	4,846	309	557	94	1,22,403	11,445
Total ..	58,225	20,877	31,07,704	10,56,230	706	265	63,815	27,232	58,931	21,142	31,71,519	10,88,682

Type of Institutions.	Other financial concessions.											
	Scheduled Castes.				Scheduled Tribes.				Total.			
	Number.		Amount.		Number.		Amount.		Number.		Amount.	
	Boys. (14)	Girls. (15)	Boys. (16)	Girls. (17)	Boys. (18)	Girls. (19)	Boys. (20)	Girls. (21)	Boys. (22)	Girls. (23)	Boys. (24)	Girls. (25)
			RS.	RS.			RS.	RS.				
1 Universities and University Teaching Departments.
2 Institutions deemed as Universities
3 Institutions of National Importance.
4 Research Institutions
5 Colleges for General Education ..	336	..	38,422	..	8	..	4,905	..	344	..	41,327	..
6 Colleges for Professional and Other Education excluding Teacher Training.	4	..	540	..	5	..	720	..	9	..	260	..
Oriental Colleges
7 Teacher Training—												
(a) Post-Graduate and Degree Standard.
(b) School Standard	92	50	18,820	6,214	92	50	18,820	6,214
8 High/Higher Secondary Schools ..	11,523	2,909	3,24,227	92,092	31	4	991	440	11,554	2,913	3,25,218	92,532
9 Middle/Senior Basic Schools/Upper Primary.	816	306	8,505	3,185	17	7	280	120	833	313	8,765	3,305
10 Primary/Junior Basic Schools ..	822	545	5,634	3,879	34	18	312	280	856	563	5,876	4,159
11 Pre-Primary/Pre-Basic Schools
12 Schools for Vocational/Professional/Special/Other Education excluding Teacher Training Schools.	22	..	6,122	22	..	6,122	..
Total ..	13,615	3,810	4,00,200	1,05,370	95	29	7,188	840	13,710	3,839	4,07,368	1,06,210

III.—Scholarships, stipends, other financial concessions and freeships to Scheduled Tribes students, 1964-65—cont.—

Type of Institution.	Free Ships.											
	Scheduled Castes.				Scheduled Tribes.				Total.			
	Number.		Amount forgone.		Number.		Amount forgone.		Number.		Amount forgone.	
	Boys. (26)	Girls. (27)	Boys. (28)	Girls. (29)	Boys. (30)	Girls. (31)	Boys. (32)	Girls. (33)	Boys. (34)	Girls. (35)	Boys. (36)	Girls. (37)
1 Universities and University Teaching Departments.
2 Institutions deemed as Universities.
3 Institutions of National Importance.
4 Research Institutions
5 Colleges for General Education ..	2,323	268	4,23,894	47,000	42	9	7,857	1,395	2,365	277	4,31,751	48,195
6 Colleges for Professional and Other Education excluding Teacher Training.	36	..	3,495	36	..	3,495	..
Oriental Colleges
7 Teacher Training—												
(a) Post-Graduate and Degree Standard.	6	..	920	6	..	920	..
(b) School Standard
8 High/Higher Secondary Schools ..	11	..	1,080	11	..	1,080	..
9 Middle/Senior Basic Schools/Upper Primary.
10 Primary/Junior Basic Schools
11 Pre-Primary/Pre-Basic Schools
12 Schools for Vocational/Professional/Special/Other Education excluding Teacher Training Schools.	2	14	220	598	2	14	220	598
Total ..	2,378	282	4,29,609	47,598	42	9	7,857	1,395	2,420	291	4,37,466	48,993

A 2 TABLES

TABLE I.

Number of Primary Sections (Classes) according to Pupils and Teachers 1964-65.

Classes with.	Number of Primary Sections with enrolment.								
	Below 10.	11-20.	21-30.	31-40.	41-50.	51-60.	61-70.	71-80.	81-100
(1)	(2)	(3)	(4)	(5)	(6)	(7)	(8)	(9)	(10)
1 Teachers	57	607	787	186	9	1	3	2
2 Teachers	67	326	1,288	833	506	274	89
3 Teachers	32	61	125	485	656	560	404
4 Teachers	98	48	205	164	563	681
5 Teachers	42	90	210	139	738
6 Teachers	27	60	163	151
7 Teachers	59	79	135
8 Teachers	1	..	58	63
9 Teachers	42
10 Teachers	7
More than 10 Teachers
Total	57	706	1,272	1,689	1,650	1,656	1,839	2,312

264A-24--71

TABLE I—cont.

Number of Primary sections (Classes) according to Pupils and teachers 1964-65—cont.

Classes with.	Number of Primary Sections with enrolment.							
	101-120. (11)	121-140. (12)	141-160. (13)	161-180. (14)	181-200. (15)	201-240. (16)	241-280. (17)	281-320. (18)
1 Teachers
2 Teachers	15	2
3 Teachers	551	57	14	1
4 Teachers	399	372	260	23	10	28	2	1
5 Teachers	673	220	274	121	101	53	34	3
6 Teachers	262	436	286	243	135	70	66	17
7 Teachers	47	142	285	157	257	217	319	23
8 Teachers	106	22	329	368	113	620	289	47
9 Teachers	43	109	196	96	51	372	246	101
10 Teachers	28	51	80	69	89	208	220	202
More than 10 Teachers	15	65	59	58	34	158	237
Total ..	2,124	1,436	1,789	1,137	814	1,652	1,334	681

Classes with.	Number of Primary Sections with enrolment.				Explanations and Instructions.
	321-360. (19)	361-400. (20)	Over 400. (21)	Total. (22)	
1 Teachers	1,652 + 1,540	1 The object of this table is to study the pupil-teacher ratio as it obtains in Primary schools as well as in Primary sections attached to all kinds of other Institutions such as Middle Schools, High and Higher Secondary Schools and Colleges. 2 A Primary school or a primary section is one educational unit where teaching of primary stage (Classes I to IV or I to V) is done. 3 In order to find out the total number of teachers teaching in the primary sections only all the primary, middle/higher/secondary schools and colleges having school classes may be asked to distribute their teachers according to the stages at which they are teaching. A teacher teaching at more than one stage may be assigned only to that stage where he is devoting the largest part of his teaching time. 4 To complete this table the number of primary schools and primary sections attached to other institutions may first be classified on the basis of actual number of teachers in position therein as on 31st March according to the number of one teacher schools/sections, 2 teacher schools/sections, 3 teacher schools/sections and so on and then the distribution of each of these categories of schools/sections may be given according to those having less than 10 students, those having 11-20 students and so on.
2 Teachers	3,400 + 5,629	
3 Teachers	2,948	
4 Teachers	1	2,855	
5 Teachers	1	..	2,709	
6 Teachers ..	10	1	..	1,927	
7 Teachers ..	8	1,728	
8 Teachers ..	27	16	5	2,064	
9 Teachers ..	56	24	6	1,342	
10 Teachers ..	253	83	12	1,262	
More than 10 Teachers ..	247	271	351	1,545	
Total ..	611	346	375	23,430 + 7,169 = 30,599	

NOTE.—Particulars in respect of 7,169 institutions have not been prepared correctly by the Inspecting Officers. Hence the particulars that are available and are helpful have been furnished. Strict instructions have been issued to the Subordinate Inspecting Officers to furnish correct particulars in future years.

There are in all 30,599 institutions having Primary classes of Standards I to V with a strength of 44,15,427 pupils and 1,19,430 teachers.

TABLE II.

Number of Middle Sections (Classes) according to Pupils and Teachers, 1964-65.

Classes with. (1)	Number of Middle Sections with enrolment.								
	Below 10. (2)	11-20 (3)	21-30 (4)	31-40 (5)	41-50 (6)	51-60 (7)	61-70 (8)	71-80 (9)	81-100 (10)
1 Teachers	89	30	12	6	1
2 Teachers	3	67	232	251	109	82	6	1
3 Teachers	1	49	129	263	171	159	54
4 Teachers	7	13	34	260	171	185
5 Teachers	5	2	41	121	168
6 Teachers	32	104
7 Teachers	43
9 Teachers	24
9 Teachers
10 Teachers	12
11 More than 10 Teachers
Total	3	157	318	410	414	555	489	891

Classes with.	Number of Middle Sections with enrolment.							
	101-120 (11)	121-140 (12)	141-160 (13)	161-180 (14)	181-200 (15)	201-240 (16)	241-280 (17)	281-320 (18)
1 Teachers
2 Teachers
3 Teachers	47	4	2	..	1
4 Teachers	133	23	32	1	..
5 Teachers	118	105	67	29	24	11
6 Teachers	68	70	117	83	39	76	30	13
7 Teachers	45	47	150	86	68	47	49	14
8 Teachers	41	40	47	136	82	40	35	53
9 Teachers	39	58	56	90	36	20	26
10 Teachers	22	22	21	60	142	145	46	16
More than 10 Teachers.	69	3	191	257	471	685
Total ..	474	352	568	453	637	612	652	812

TABLE II—cont.

Number of Middle Sections (Classes) according to Pupils and Teachers 1964-65—cont.

Classes with.	Number of Middle Sections with enrolment.				Explanations and Instructions. (23)
	321-360. (19)	361-400. (20)	Over 400. (21)	Total. (22)	
1 Teachers	138	<p>1 The object of this table is to study the pupil-teacher ratio as it obtains in Middle sections attached to all kinds of institutions such as Middle Schools, High and Higher Secondary Schools and Colleges.</p> <p>2 A middle section means an institution or part of an institution where teaching of middle stage (i.e. usually classes V/VI to VII/VIII) is done.</p> <p>3 In order to find out the total number of teachers teaching in the middle sections only, all the primary, middle and high/higher secondary schools and colleges having school classes may be asked to distribute their teachers according to the stages at which they are teaching. A teacher teaching at more than one stage may be assigned only to that stage where he is devoting the largest part of his teaching time.</p> <p>4 To complete this table the number of middle sections attached all types of institutions may first be classified on the basis of actual number of teachers in position therein as on 31st March according to the number of one teacher sections, 2 teacher sections, 3 teacher sections and so on and then the distribution of each of these categories may be given according to those having less than 10 students those having 11-20 students and so on.</p>
2 Teachers	751	
3 Teachers	877	
4 Teachers	864	
5 Teachers	691	
6 Teachers	632	
7 Teachers	10	559	
8 Teachers	16	1	..	520	
9 Teachers	36	25	19	408	
10 Teachers	16	25	30	557	
More than 10 Teachers ..	224	257	607	2,764 — 720	
Total ..	302	308	656	8,758 — 720 = 8,038	

NOTE.—This table too has not been correctly prepared by the Inspecting Officers. There are only 8,038 institutions having middle sections of Standards VI-VIII with a strength of 972,472 pupils and 44,325 teachers. Strict instructions have been issued to exercise great care in the preparation of these particulars in future.

TABLE III.

Number of High/Higher Secondary Classes according to pupils and teachers, 1964-65

Classes with,	Number of High/Higher Secondary section with enrolment.								
	100 and less than 100.	101-120.	121-140.	141-160.	161-180.	181-200.	201-240.	241-280.	
(1)	(2)	(3)	(4)	(5)	(6)	(7)	(8)	(9)	
1 Teachers
2 Teachers
3 Teachers	22	14
4 Teachers	33	20	22	23	14	2
5 Teachers	7	13	20	15	18	11	4
6 Teachers	7	15	3	17	21	22	10
7 Teachers	5	5	9	16	16	14	5	7	7
8 Teachers	4	2	2	3	22	19	59	18	18
9 Teachers	2	4	2	3	5	19	13	44	44
10 Teachers	5	2	2	2	3	4	13	20	20
11 Teachers	5	5	2	7	5	19	19
12 Teachers	1	1	4	3	2	13	13
13 Teachers	1	..	3	5	7	7
14 Teachers	1	2	3	3	3
15 Teachers	3	3
More than 15 Teachers	6	2	3	5	4	4
Total ..	90	75	67	97	107	109	126	147	

NOTE.—There are in all 2,098 institutions in the State having Standards IX to XI with a strength of 500,282 pupils and 21,236 teachers. Correct particulars in respect of 629 institutions have not been furnished. Inspecting Officers have been suitably advised to exercise great care in the preparation of these returns in future.

TABLE III—cont.
Number of High/Higher Secondary Classes according to pupils and teachers 1964-65—cont.

Classes with	Number of High/Higher Secondary section with enrolment—cont.					Explanations and Instructions.
	281-320. (10)	321-360. (11)	361-400. (12)	Over 400. (13)	Total. (14)	
1 Teachers	<p>1 The object of this table is to study the pupil-teacher ratio as it obtains in high/higher secondary sections of high and higher secondary school and high/higher secondary sections attached to Colleges.</p> <p>2 A high/higher secondary section means and institution or a part of an institution where teaching of high/higher secondary stage (usually Classes IX, X, XI, etc.) is done.</p> <p>3 In order to find out the total number of teachers teaching in the high/higher secondary sections all the high and higher secondary schools and colleges having school classes may be requested to distribute their teachers according to the stages at which they are teaching. A teacher teaching at more than one stage may be assigned only to that stage where he is devoting the largest part of his teaching time.</p> <p>4 To complete this table the number of high/higher secondary sections attached to all types of institutions may first be classified on the basis of actual number of teachers in position therein as on 31st March according to those with less than 5 teachers, those having 5 teachers 6 teachers, and so on and then the distribution of each of these categories may be given according to those having less than 100 students, those with 101 to 120 students and so on.</p>
2 Teachers	
3 Teachers	36	
4 Teachers	124	
5 Teachers	88	
6 Teachers	95	
7 Teachers	1	9	87	
8 Teachers	6	14	149	
9 Teachers	2	2	98	
10 Teachers	23	..	1	..	75	
11 Teachers	10	3	4	..	60	
12 Teachers	26	22	33	11	121	
13 Teachers	19	13	18	..	66	
14 Teachers	6	25	11	26	82	
15 Teachers	2	..	23	27	
More than 15 Teachers ..	20	18	48	251	357	
Total ..	113	108	115	311	1,465 + 633 = 2,098	

TABLE IV.

Stagnation at Elementary Stage, 1964-65.

Number of years spent in each class. (1)	Classes.							
	I.		II.		III.		IV.	
	Boys. (2)	Girls. (3)	Boys. (4)	Girls. (5)	Boys. (6)	Girls. (7)	Boys. (8)	Girls. (9)
(A) Total enrolment as on 31st March.	751,996	581,150	589,460	442,900	497,917	344,460	409,147	259,917
(B) Of (A) above, the number of students who are in the class for—								
(i) One year or less	678,278	530,570	535,007	406,597	453,486	313,976	373,448	293,511
(ii) More than 1 year and less than 2 years.	60,453	41,390	45,028	30,262	36,815	25,171	30,043	17,546
(iii) More than 2 years and less than 3 years.	13,117	8,923	9,052	5,914	7,421	5,076	5,385	3,764
(iv) More than 3 years and less than 4 years.	148	337	373	117	195	227	271	93
(v) Four years and more
Total (B) ..	751,996	581,150	589,460	442,900	497,917	344,460	409,147	259,917

TABLE IV—cont.

Stagnation at Elementary stage, 1964-65—cont.

Number of years spent in each class.	Classes—cont.							
	V.		VI.		VII.		VIII.	
	Boys. (10)	Girls. (11)	Boys. (12)	Girls. (13)	Boys. (14)	Girls. (15)	Boys. (16)	Girls. (17)
(A) Total enrolment as on 31st March.	327,249	201,231	268,526	135,496	211,571	101,996	175,104	79,779
(B) Of (A) above, the number of students who are in the class for—								
(i) One year or less	309,900	183,572	230,772	116,428	182,878	87,765	151,668	68,814
(ii) More than 1 year and less than 2 years.	23,469	14,517	34,144	17,113	25,744	12,710	20,815	9,578
(iii) More than 2 years and less than 3 years.	3,631	2,955	3,452	1,907	2,906	1,500	2,611	1,265
(iv) More than 3 years and less than 4 years.	249	187	158	48	43	21	15	27
(v) Four years and more
Total (B) ..	337,249	201,231	268,526	135,496	211,571	101,996	175,104	79,779

Number of years spent in each class.	Classes—cont.			Explanations and Instructions. (21)
	Total.			
	Boys. (18)	Girls. (19)	Total. (20)	
(A) Total enrolment as on 31st March.	3,240,970	2,146,929	5,387,899	<p>1. The object of this table is to find out the number of repeaters each of the Classes I to VIII according to whether they are the same class for 2 years, 3 years, 4 years, etc.</p> <p>2. Against (A) may be given the total number of students on rolls of each of the classes from I to VIII as on 31st March, by sex.</p> <p>3. The distribution of the students in Classes I to VIII indicated against (A) may be given according to those who are in these classes for one year to 4 years or more against B (i), B (ii), B (iii), B (iv) and B (v) respectively. In each column, the figures shown against B (i), B (ii), B (iii), B (iv) and B (v) may be added and shown against Total (B).</p> <p>4. Care may be taken to see that in each column the figures shown against (A) and total (B) tally.</p>
(B) Of (A) above, the number of students who are in the class for—				
(i) One year or less	2,915,432	1,946,253	4,861,685	
(ii) More than 1 year and less than 2 years.	276,511	168,282	444,793	
(iii) More than 2 years and less than 3 years.	47,575	31,404	78,979	
(iv) More than 3 years and less than 4 years.	1,452	990	2,442	
(v) Four years and more	
Total (B) ..	3,240,970	2,146,929	5,387,899	

TABLE V.
Number of villages with and without schools according to population, 1964-65.

Population slabs.	Total number of villages according to 1961 census.	Number of villages served by schools in them.	Number of villages served by schools in the neighbouring villages.	Number of villages not served by any schools.	Explanations and Instructions.
(1)	(2)	(3)	(4)	(5)	(6)
Less than 200	786	205	581	..	1. The object of this table is to find out the number of villages of various sizes having no educational facilities in or near them. 2. Against each side head, the sum of the figures in columns (3), (4) and (5) should tally with the figure in column (2).
201- 299 }	{ 1,639 }	1,058	212	..	
300- 399 } 200-499 ..	{ 1,151 }	1,267	
400- 499 }	{ 1,422 }	1,394	
500- 599 }	{ 1,050 }	1,050	
600- 699 }	{ 740 }	740	
700- 799 } 500-999 ..	{ 683 }	3,216	
800- 899 }	{ 854 }	854	
900- 999 }	{ 788 }	788	
1000-2000	4 771	4,771	
2000-3000 }	3,539	3,539	
3000-4000 } 2000-4999 ..	{ 987 }	545	
4000-5000 }	{ 595 }	545	
5000 and over	587	587	
Total	14,124	13,331	793	..	

TABLE VI.
Number of trained and untrained teachers in primary sections (Classes), 1964-65.

Age.	Number of teachers.							Explanations and Instructions.
	Trained.		Untrained.		All teachers.			
	Men.	Women.	Men.	Women.	Men.	Women.	Total.	
(1)	(2)	(3)	(4)	(5)	(6)	(7)	(8)	(9)
Less than 20 ..	2,210	6,780	655	176	2,865	6,955	9,820	The object of this table is to study the age composition of trained and untrained teachers and to estimate the number of those who are likely to retire after every five years. Like Table I of this Form, this table also relates to teacher of Primary sections whether they are part of primary schools or other schools and colleges. If this table is compiled, not for the State as a whole, but for a selected District, Tehsil or Taluka, care should be taken to see that, in the selected District (s) or Tehsil (s)/ taluka (s) all institutions having primary sections are taken into accounts whatever management they might be.
20-25	12,610	8,842	942	385	13,552	9,227	22,779	
25-30	15,430	7,940	348	84	15,778	8,024	23,802	
30-35	16,400	4,200	16,400	4,200	20,600	
35-40	10,550	4,332	10,550	4,332	14,882	
40-45	7,670	4,210	7,670	4,210	11,880	
45-50	4,920	3,875	4,920	3,875	8,795	
50-55	1,162	2,860	1,162	2,860	4,022	
55-60	1,306	1,200	1,306	1,200	2,506	
Above 64	330	14	330	14	344	
Total ..	72,588	44,253	1,945	644	74,533	44,897	119,430	

TABLE VII.
Number of trained and untrained teachers in middle sections (Classes), 1964-65.

Age.	Number of Teachers.							Explanations and Instructions.
	Trained.		Untrained.		All Teachers.			
	Men.	Women.	Men.	Women.	Men.	Women.	Total.	
(1)	(2)	(3)	(4)	(5)	(6)	(7)	(8)	(9)
Less than 20 ..	1,866	1,242	242	201	2,108	1,441	3,549	<p>1 The object of this table is to study the age composition of trained and untrained teachers and to estimate the number of those who are likely to retire after every five years.</p> <p>2 Like Table II of this Form, this table also relates to teachers of middle sections whether they are part of middle schools or other schools and colleges. If this table is compiled, not for the State as a whole but for a selected District, Tehsil or Taluka, care should be taken to see that, in the selected district(s), or tehsil(s)/taluka(s), all institutions having middle sections are taken into account under whatever management they might be.</p>
20-25	4,220	2,148	621	312	4,841	2,460	7,301	
25-30	6,004	3,050	1,084	123	7,088	3,173	10,261	
30-35	4,540	2,647	4,540	2,647	7,187	
35-40	3,945	942	3,945	942	4,887	
40-45	3,241	975	3,241	975	4,216	
45-50	3,120	841	3,120	841	3,961	
50-55	1,144	420	1,144	420	1,564	
55-60	841	320	841	320	1,161	
Above 60 ..	197	41	197	41	238	
Total ..	29,118	12,624	1,947	636	31,065	13,260	44,325	

TABLE VIII.

Number of trained and untrained teachers in high/higher secondary sections (Classes), 1964-65.

Age.	Number of Teachers.							Explanations and Instructions.	
	Trained.		Untrained.		All Teachers.				
	Men.	Women.	Men.	Women.	Men.	Women.	Total.		
(1)	(2)	(3)	(4)	(5)	(6)	(7)	(8)	(9)	
Less than 20	<p>1 The object of this table is to study the age composition of trained and untrained teachers and to estimate the number of those who are likely to retire after every five years.</p> <p>2 Like Table III of this Form, this table also relates to teachers of high/higher secondary sections whether they are part of high/higher secondary schools or of colleges. If this table is compiled, not for the State as a whole but for a selected District, Tehsil or Taluka, care should be taken to see that, in the selected district(s) or tehsil(s)/taluka(s), all institutions having high/higher secondary sections are taken into account under whatever management they might be.</p>
20-25	1,824	856	1,845	425	2,469		4,750		
25-30	2,091	1,047	734	173	2,825	1,225	4,050		
30-35	2,542	938	2,542	938	4,480		
35-40	2,541	742	2,541	742	3,283		
40-45	1,282	481	1,282	481	1,763		
45-50	972	290	972	290	1,262		
50-55	885	121	885	121	1,006		
55-60	448	80	448	80	528		
Above 60 ..	93	21	93	21	114		
Total ..	13,678	4,576	2,379	603	16,057	5,179	21,236		

TABLE IX.

Number of Teachers in primary sections (Classes) according to total emoluments per month, 1964-65.

Total Emoluments.	Number of Teachers in Schools managed by.					
	Government.		Local Bodies.		Private Bodies.	
	Men.	Women.	Men.	Women.	Men.	Women.
(1)	(2)	(3)	(4)	(5)	(6)	(7)
Rs. 60 and less	21	2	161	84	50	29
Rs. 60—Rs. 70	186	51	1,203	787	323	504
Rs. 70—Rs. 80	149	74	2,141	1,086	873	780
Rs. 80—Rs. 90	300	209	2,592	1,565	1,124	1,436
Rs. 90—Rs. 100	708	417	5,610	2,367	3,357	2,142
Rs. 100—Rs. 110	519	363	6,302	3,169	3,257	3,004
Rs. 110—Rs. 120	885	550	6,102	3,385	3,133	2,983
Rs. 120—Rs. 130	680	349	5,367	2,685	2,350	1,864
Rs. 130—Rs. 140	470	258	4,039	1,699	1,909	1,433
Rs. 140—Rs. 150	336	227	3,194	1,131	1,647	989
Rs. 150—Rs. 160	211	144	2,371	777	1,304	906
Rs. 160—Rs. 170	140	71	1,881	464	904	669
Rs. 170—Rs. 180	128	54	1,417	411	678	586
Rs. 180—Rs. 190	73	15	692	264	381	417
Rs. 190—Rs. 200	26	5	355	154	279	274
Above Rs. 200	7	1	140	49	193	102
Total	4,789	2,778	43,567	20,077	21,972	18,067

Total Emoluments.	Number of Teachers in Schools managed by.			Explanations and Instructions.
	All Teachers.			
	Men. (8)	Women. (9)	Total. (10)	
Rs. 60 and less	232	115	347	<p>1 As in Table VI of this Form, this Table also relates to teachers of primary sections whether they are part of primary schools or of other schools and colleges. Thus the information in this table will relate to the same group of teachers as have been shown in Table VI. The number of teachers shown against total in column (10) of this table and that in column (8) of table VI should tally.</p> <p>2 The object of this table is to find out the average monthly salary of a teacher teaching in primary classes.</p> <p>3 'Emoluments' include basic pay plus all allowances, such as dearness allowance, house rent allowance, compensatory allowance, etc.</p> <p>4 For definiteness, emoluments of teachers may be taken as in the month of March.</p> <p>5 If this data is compiled, not for the State as a whole but for selected District, Tehsils or Talukas, care should be taken to see that all teachers of primary sections in the selected Districts, Taluks or Tehsils are accounted for.</p>
Rs. 60—Rs. 70	1,912	1,342	3,254	
Rs. 70—Rs. 80	3,163	1,890	5,053	
Rs. 80—Rs. 90	4,026	3,210	7,236	
Rs. 90—Rs. 100	9,675	4,926	14,601	
Rs. 100—Rs. 110	10,078	6,526	16,604	
Rs. 110—Rs. 120	10,120	6,918	17,038	
Rs. 120—Rs. 130	8,347	4,898	13,245	
Rs. 130—Rs. 140	6,418	3,389	9,807	
Rs. 140—Rs. 150	5,177	2,347	7,524	
Rs. 150—Rs. 160	3,886	1,827	5,713	
Rs. 160—Rs. 170	2,925	1,204	4,129	
Rs. 170—Rs. 180	2,223	1,051	3,274	
Rs. 180—Rs. 190	1,146	696	1,842	
Rs. 190—Rs. 200	660	431	1,091	
Above Rs. 200	340	152	492	
Total	70,328	40,922	111,250	
			8,180	
			119,430	

NOTE--This return has also not been correctly prepared by most of the inspecting officers. They have been advised suitably to prepare them correctly at least in future. There are in all 119,430 teachers working in primary Standards in this State.

TABLE X
Number of teachers in middle sections (Classes) according to total emoluments for month, 1964-65.

Total Emoluments.	Number of Teachers in Schools managed by.					
	Government.		Local Bodies.		Private Bodies.	
	Men.	Women.	Men.	Women.	Men.	Women.
(1)	(2)	(3)	(4)	(5)	(6)	(7)
Rs. 60 and less	21	9	76	29	95	90
Rs. 60—Rs. 70	41	63	429	596	237	529
Rs. 70—Rs. 80	43	65	400	530	410	822
Rs. 80—Rs. 90	71	77	975	674	775	820
Rs. 90—Rs. 100	72	66	1,058	415	831	481
Rs. 100—Rs. 110	100	43	1,452	470	895	575
Rs. 110—Rs. 120	218	148	1,396	589	1,084	617
Rs. 120—Rs. 130	184	120	1,409	459	1,068	597
Rs. 130—Rs. 140	103	60	1,608	467	1,131	534
Rs. 140—Rs. 150	97	41	1,394	339	1,001	452
Rs. 150—Rs. 160	323	175	1,806	420	1,244	614
Rs. 160—Rs. 170	116	37	2,257	464	1,291	658
Rs. 170—Rs. 180	50	19	1,122	243	676	377
Rs. 180—Rs. 190	10	33	600	95	305	155
Rs. 190—Rs. 200	6	41	165	35	102	129
Above Rs. 200	10	49	202	88	301	261
Total	1,465	1,051	16,349	5,913	11,436	7,711

Total Emoluments.	Number of Teachers in Schools managed by.			Explanations and Instructions. (11)
	All Teachers.			
	Men. (8)	Women. (9)	Total. (10)	
Rs. 60 and less	192	128	320	1 As in Table VII of this Form, this table also relates to teachers of middle sections whether they are part of middle schools or of other schools and colleges. Thus, the information in this table will relate to the same group of teachers as to the same group of teachers as have been shown in Table VII (The number of teachers shown against total in column (10) of this table and that in column (8) of table VII should tally. 2 The object of this table is to find out the average monthly salary of a teacher teaching in middle classes. 3 'Emoluments' include basic pay plus allowances such as dearness allowance, house rent allowance, compensatory allowance, etc. 4 For definiteness, emoluments of teachers may be taken as in the month of March. 5 If this data is compiled, not for the State as a whole but for selected Districts, Tehsils or Talukas, care should be taken to see that all teachers of middle sections in the selected District Talukas or Tehsils are accounted for.
Rs. 60 - Rs. 70	707	1,188	1,895	
Rs. 70 - Rs. 80	853	1,417	2,270	
Rs. 80 - Rs. 90	1,821	1,571	3,392	
Rs. 90 - Rs. 100	1,961	962	2,923	
Rs. 100 - Rs. 110	2,447	1,088	3,535	
Rs. 110 - Rs. 120	2,698	1,354	4,052	
Rs. 120 - Rs. 130	2,651	1,176	3,827	
Rs. 130 - Rs. 140	2,842	1,061	3,903	
Rs. 140 - Rs. 150	2,492	832	3,324	
Rs. 150 - Rs. 160	3,373	1,209	4,582	
Rs. 160 - Rs. 170	3,664	1,159	4,823	
Rs. 170 - Rs. 180	1,848	639	2,487	
Rs. 180 - Rs. 190	915	288	1,203	
Rs. 190 - Rs. 200	273	205	478	
Above Rs. 200	513	398	911	
Total	29,250	14,675	43,925	
			+ 400	
			44,325	

NOTE - Correct particulars have not been received in respect of 400 teachers. The Inspecting officers have been suitably advised to exercise great care in the preparation of these returns at least in future. There are in all 44,325 teachers working in the middle Standards of this State.

TABLE XI.

Number of teachers in Higher stage Secondary sections (Classes) according to total emoluments per month, 1964-65.

Total Emoluments.	Number of Teachers in Schools managed by.					
	Government.		Local Bodies.		Private Bodies.	
	Men. (2)	Women. (3)	Men. (4)	Women. (5)	Men. (6)	Women. (7)
Rs. 60 and less
Rs. 60—Rs. 70
Rs. 70—Rs. 80
Rs. 80—Rs. 90
Rs. 90—Rs. 100	88	29	163	41	203	63
Rs. 100—Rs. 110	28	45	195	40	185	52
Rs. 110—Rs. 120	17	37	206	56	133	39
Rs. 120—Rs. 130	44	18	380	76	143	42
Rs. 130—Rs. 140	65	28	274	99	235	161
Rs. 140—Rs. 150	47	64	677	101	519	289
Rs. 150—Rs. 160	64	70	392	121	343	247
Rs. 160—Rs. 170	35	58	662	140	401	296
Rs. 170—Rs. 180	43	59	490	97	290	198
Rs. 180—Rs. 190	41	33	276	29	297	105
Rs. 190—Rs. 200	20	15	144	28	137	104
Above Rs. 200	367	62	3,064	151	2,163	321
Total	859	518	6,923	979	5,049	1,917

Total Emoluments.	Number of Teachers in Schools managed by.			Explanations and Instructions.
	All Teachers.			
	Men. (8)	Women. (9)	Total. (10)	
Rs. 60 and less	1 As in Table VIII of this Form this table also relates to teachers of high/higher secondary sections whether they are part of high/higher secondary schools or of colleges. Thus the information in this table will relate to the same group of teachers as have been shown in Table VIII. The number of teachers shown against total in column (10) of this table and that in column (8) of Table VIII should tally.
Rs. 60—Rs. 70	
Rs. 70—Rs. 80	
Rs. 80—Rs. 90	
Rs. 90—Rs. 100	454	133	587	2 The object of this table is to find out the average monthly salary of a teacher teaching in high/higher secondary classes.
Rs. 100—Rs. 110	408	137	545	
Rs. 110—Rs. 120	356	132	488	3 'Emoluments' include basic pay plus all allowances such as dearness allowance, house rent allowance, compensatory allowance, etc.
Rs. 120—Rs. 130	567	136	703	
Rs. 130—Rs. 140	574	238	862	4 For definiteness, emoluments of teachers may be taken as in the month of March.
Rs. 140—Rs. 150	1,243	454	1,697	
Rs. 150—Rs. 160	799	438	1,237	5 If this data is compiled, not for the State as a whole, but for selected Districts, Tehsils or Talukas, care should be taken to see that all teachers of high/higher Secondary sections in the selected Districts, Talukas or Tehsils are accounted for.
Rs. 160—Rs. 170	1,098	494	1,592	
Rs. 170—Rs. 180	823	354	1,177	
Rs. 180—Rs. 190	614	167	781	
Rs. 190—Rs. 200	301	147	448	
Above Rs. 200	5,594	534	6,128	
Total	12,831	3,414	16,245	
			+ 4,991	
			21,236	

431

NOTE—Correct particulars have not been furnished in respect of 4,991 teachers. The Inspecting Officers have been suitably advised to exercise great care in the preparation of this return. There are in all 21,236 teachers working in the high standards of IX to XI in the institutions of this State.

TABLE XII.
Progress o compulsory education, 1964-65.

Type of area under compulsion.	Age-group of children under compulsion.	Number of towns/villages under compulsion.	Population according to 1961 census.		Enrolment in classes corresponding to the age under compulsion.		
			Men.	Women.	Boys.	Girls.	Total.
(1)	(2)	(3)	(4)	(5)	(6)	(7)	(8)
A. URBAN (TOWNS AND CITIES).							
		The whole State of Madras is now under compulsion.					
For Boys only	} 6-11	Cities and Towns 339	45,79,392	44,11,136
For Girls only							
For both Boys and Girls	6,90,558	4,83,635	11,79,194
Total
B. RURAL (VILLAGES).							
For Boys only	} 6-11	Villages 14,124	1,23,31,586	1,23,64,839
For Girls only							
For both Boys and Girls	18,95,211	13,41,022	32,36,233
Total ..	6-11	25,85,769	18,29,658	44,15,427

Type of area under compulsion.	Coercive measures taken during the current year.						Total expenditure	Explanations and Instructions.
	Number of notices issued.	Number of Attendance orders passed.	Prosecutions.		Fines realised.	Number of Attendance Officers.		
			For non-enrolment.	For non-Attendance.				
(9)	(10)	(11)	(12)	(13)	(14)	(15)	(16)	
A. URBAN (TOWNS AND CITIES).								<p>The amount spent on compulsory Elementary Education is not available separately as this has been included under Elementary Education Budget.</p> <p>1 The object of this table is to study the effectiveness with which Compulsory Education Act is being enforced.</p> <p>2 If compulsion is in force in a part of a town or city, it may be counted as one area for the purposes of column (3).</p> <p>3 In column (4), the population according to 1961 census may be given for those villages and towns/cities (or parts thereof) only in which Compulsory Education Act was in force during the year. Further, where compulsion is in force for boys only, the population may be given for only men in the area. Similarly, where compulsion is in force for girls only, the population may be given for only women in that area. Only if the compulsion is for both boys and girls in any area then its population may be given in terms of both men and women.</p> <p>4 In columns (5) to (7), Class I may be taken to correspond to age 6, class II to age 7 and so on. The enrolment of suitable class(es) may be given for boys only if the compulsion is for boys alone. It may be given for girls only if the compulsion is for girls alone. Likewise it may be given for both boys and girls if the compulsion is for both. While giving the enrolment figures, care may be taken to see that children if any coming from outside the compulsory area and reading in the classes concerned are not reported.</p>
For Boys only		
For Girls only		
For both Boys and Girls		
Total		
B. RURAL (VILLAGES).								
For Boys only		
For Girls only		
For both Boys and Girls		
Total		

II. SUBSIDIARY

1. Institutions, Scholars and Education in relation to population by districts, 1964-65.

District (1)	Area in square miles. (2)	Population 1964 (Estimated) Census.			Institutions.			
		Males. (3)	Females. (4)	Total. (5)	1963-64. (6)	1964-65. (7)	Increase. (8)	Decrease. (9)
Madras	49	954,158	859,485	1,813,643	911	934	23	..
Chingleput .. .	3,031	1,175,355	1,128,396	2,303,751	2,373	2,388	15	..
South Arcot .. .	4,204	1,610,991	1,585,939	3,196,930	3,114	3,144	30	..
Thanjavur .. .	3,740	1,688,933	1,715,623	3,404,556	3,208	3,355	147	..
Madurai	4,910	1,685,774	1,682,386	3,368,160	3,077	3,117	40	..
Ramanathapuram .. .	4,849	1,233,229	1,306,912	2,540,141	3,011	3,061	50	..
Tirunelveli .. .	4,419	1,395,228	1,468,480	2,863,708	3,207	3,262	55	..
Kanyakumari .. .	643	528,352	517,281	1,045,633	603	641	38	..
North Arcot .. .	4,942	1,659,131	1,640,958	3,300,089	3,185	3,217	32	..
Salem	7,028	2,017,906	1,972,109	3,990,015	3,534	3,574	40	..
Tiruchirappalli .. .	5,514	1,666,056	1,679,923	3,345,979	3,465	3,507	42	..
Coimbatore .. .	6,018	1,898,028	1,833,300	3,731,328	3,230	3,260	30	..
The Nilgiris .. .	984	224,283	205,027	429,310	456	456
Total ..	50,331	17,737,424	17,595,819	35,333,243	33,374	33,916	542	..

* The decrease in total in Thanjavur, Tirunelveli and Kanyakumari Districts is due to the closure of some Adult (Social) Education Schools and non-inclusion of Polytechnic Schools.

NOTE.- The difference in the number of Institutions is due to the inclusion of commercial schools (Vide subsidiary Table 44.)

1. Institutions, Scholars and Education in relation to population by districts 1964-65—cont.

264A-24-54

District. (1)	Scholars.							
	1963-64.			1964-65.			Increase (8)	Decrease. (9)
	Males. (2)	Females. (3)	Total. (4)	Males. (5)	Females. (6)	Total. (7)		
Madras	229,364	177,681	407,045	251,214	200,550	451,764	44,719	..
Chingleput	228,151	132,297	360,448	240,203	139,496	379,699	19,251	..
South Arcot	300,342	164,303	464,645	304,187	165,836	470,023	5,378	..
Thanjavur	341,436	207,121	548,557	351,185	216,757	567,942	19,385	..
Madurai	357,559	230,009	587,568	363,446	231,573	595,019	7,451	..
Ramanathapuram	274,595	169,044	443,639	288,284	184,609	472,893	29,254	..
Tirunelveli	307,006	212,461	519,467	322,483	225,253	547,736	28,269	..
Kanyakumari	123,324	100,573	223,897	131,578	109,208	240,786	16,889	..
North Arcot	347,848	181,944	529,792	342,276	193,894	536,170	6,378	..
Salem	345,978	181,527	527,505	375,303	201,412	576,715	49,210	..
Tiruchirappalli	328,085	187,823	515,908	338,679	197,341	534,020	18,112	..
Coimbatore	347,935	206,722	554,657	382,944	237,122	620,066	65,409	..
The Nilgiris	45,899	29,943	75,842	48,185	33,028	81,213	5,371	..
Total ..	3,577,522	2,181,448	5,758,970	3,737,967	2,336,079	6,074,046	315,076	..

NOTE.—The difference in the number of scholars is due to the inclusion of scholars studying in commercial schools.

I. Institutions Scholars and Education in relation to Population by District, 1964-65—*cont.*

District.	Percentage of Scholars to Population.					
	1963-64.			1964-65.		
	Males. (10)	Females. (11)	Total. (12)	Males. (13)	Females. (14)	Total. (15)
Madras	24.3	20.9	22.7	26.3	23.29	24.88
Chingleput	19.6	11.9	15.8	21.28	12.36	16.48
South Arcot	18.9	10.5	14.7	18.83	10.45	14.70
Thanjavur	20.5	12.2	16.3	20.79	12.63	16.68
Madurai	21.5	13.8	17.7	21.55	13.76	17.66
Ramanathapuram	22.5	13.1	17.7	23.37	14.12	18.61
Tirunelveli	22.3	14.6	18.4	23.11	15.33	19.12
Kanyakumari	23.6	19.7	21.7	24.90	21.11	23.02
North Arcot	21.2	11.2	16.2	20.62	11.81	16.24
Salem	17.4	9.3	13.6	18.59	10.21	14.45
Tiruchirappalli	19.9	11.3	15.6	20.20	11.74	15.96
Coimbatore	18.6	11.4	15.0	20.17	12.93	16.61
The Nilgiris	20.7	14.5	17.8	21.48	16.10	18.91
Total ..	20.4	12.5	16.5	21.07	13.27	17.18

2. Number of Aided and Unaided Institutions under Mission and Non-Mission Agencies.

264A 24-54A

Name of institutions. (1)	Aided.						Unaided.					
	Mission.		Non-Mission.		Total.		Mission.		Non-Mission.		Total.	
	Institution. (2)	Pupils. (3)	Institution. (4)	Pupils. (5)	Institution. (6)	Pupils. (7)	Institution, (8)	Pupils. (9)	Institution. (10)	Pupils. (11)	Institution. (12)	Pupils. (13)
INSTITUTIONS FOR MEN.												
Universities	2	4,120	2	4,120
Colleges for Arts and Science	16	15,811	29	26,819	45	42,630	1	56	1	56
Education	4	300	3	297	7	597
Engineering	6	7,069	6	7,069
Medicine	1	332	1	332
Physical Education (Colleges)	1	100	1	100
Music	1	129	1	129
Oriental Colleges	11	1,000	11	1,000	3	190	3	190
Social Education	1	58	1	58
Rural Colleges	1	325	1	342	2	667
Secondary Schools	163	122,958	373	245,195	536	368,153	3	777	1	235	4	1,012
Elementary Schools	2,419	386,060	5,274	865,585	7,693	1,251,645	3	1,041	3	1,041
Basic Schools	499	127,627	1,105	275,364	1,604	402,991
Post Basic Schools..	3	198	3	198
Ordinary Training Schools	1	394	1	394
Basic Training Schools	11	1,161	10	1,076	21	2,237	1	74	1	74
Technology and Engineering	25	4,032	25	4,032
Industrial Schools	34	2,995	34	2,995
Commercial Schools	501	35,370	501	35,370
Physical Education..
Schools for other Fine Arts
Schools for Oriental Studies	11	421	11	421	2	86	2	86
Schools for Handicapped	14	1,255	14	1,255
Reformatory Schools
Schools for Adults	220	5,146	220	5,146
Total	3,149	6,57,669	7,090	14,38,500	10,239	2,096,169	3	777	512	37,052	515	37,827

2. Number of Aided and Unaided Institutions under Mission and Non-Mission Agencies—*cont.*

Name of institutions. (1)	Aided.						Unaided.					
	Mission.		Non-Mission.		Total.		Mission.		Non-Mission.		Total.	
	Institution. (2)	Pupils. (3)	Institution. (4)	Pupils. (5)	Institution. (6)	Pupils. (7)	Institution. (8)	Pupils. (9)	Institution. (10)	Pupils. (11)	Institution. (12)	Pupils. (13)
INSTITUTIONS FOR WOMEN.												
Colleges for Arts and Science	9	6,673	10	5,765	19	12,438
Education	3	287	1	80	4	367
Secondary Schools	102	63,679	92	45,624	194	1,09,303
Ordinary Training Schools .. .	1	80	6	982	7	1,062
Basic Training Schools .. .	27	2,855	19	3,675	46	6,530
Industrial Schools	10	473	11	373	21	846
Schools for Oriental Studies	1	50	1	50
Total	152	74,047	140	56,549	292	130,596		

3. School Accommodation including Gardens and Play-grounds, 1964-65.

Name of Institution. (1)	Number of Institutions. (2)	Building.			Nature of building.		Play-ground—Extent.		
		Own. (3)	Rented. (4)	Rent free. (5)	Pucca. (6)	Thatched. (7)	Nil. (8)	Below 1 acre. (9)	1 to 2 acres. (10)
INSTITUTIONS FOR MEN/BOYS.									
Universities	2	2	2	..	2
Colleges for Arts and Science .. .	57	49	3	5	56	1	..	3	3
COLLEGES FOR PROFESSIONAL EDUCATION.									
Education .. .	12	10	1	1	12	..	2	5	3
Engineering .. .	6	6	6
Technology .. .	3	3	3	2	..
Medicine .. .	8	8	8	..	2	..	1
Veterinary .. .	1	1	1
Agriculture .. .	1	1	1	1	..
Forestry .. .	1	..	1	..	1
Law .. .	1	1	1
Physical Education .. .	3	3	3
COLLEGES FOR SPECIAL EDUCATION.									
Music .. .	1	1	1	1	..
Oriental Studies .. .	16	15	1	..	16	..	1	7	2
Social Education .. .	3	2	1	..	3	1	..
Rural Institutions .. .									
SCHOOLS FOR GENERAL EDUCATION.									
Indian High Schools .. .	1 725	1 332	76	317	1 465	260	119	304	201
Indian Middle Schools .. .	62	55	4	3	54	8	12	26	11
Anglo-Indian High Schools .. .	20	19	..	1	20	..	4	4	..
Secondary—Other Types .. .	7	7	7	3	..
Post Basic .. .	3	3	1	2	1	..	1
Senior Basic .. .	1 175	932	170	73	973	202	89	802	200

3. School Accommodation Including Gardens and Playgrounds, 1964-65—cont.

Name of Institution.	Play ground Extent.				Garden-Extent.				
	2 to 3 acres.	3 to 4 acres.	4 to 5 acres.	Above 5 acres.	Number of gardens.	Below 10 cents.	10 cents to 1 acre.	Above one acre.	
	(11)	(12)	(13)	(14)	(15)	(16)	(17)	(18)	
INSTITUTIONS FOR MEN/BOYS.									
Universities	2	
Colleges for Arts and Science	3	5	3	40	6	3	14	29	
COLLEGES FOR PROFESSIONAL EDUCATION.									
Education	1	1	1	4	5	2	
Engineering	2	4	4	2	
Technology	1	..	1	..	2	
Medicine	1	2	..	2	2	..	2	4	
Veterinary	1	1	
Agriculture	1	
Forestry	1	1	
Law	1	1	
Physical Education	3	1	2	
COLLEGES FOR SPECIAL EDUCATION.									
Music	1	
Oriental Studies	2	..	2	2	5	3	3	..	
Social Education	2	1	..	2	
Rural Institutions	
SCHOOLS FOR GENERAL EDUCATION.									
Indian High Schools	157	142	272	530	369	669	485	202	
Indian Middle Schools	7	2	1	3	15	22	23	2	
Anglo-Indian High Schools	2	1	9	8	6	2	4	
Secondary—Other types	3	1	..	4	1	2	
Post Basic	1	3	
Senior Basic	26	6	6	8	57	750	320	48	

3. School Accommodation including Gardens and Play-grounds, 1964-65—cont.

Name of institution.	Number of institution.	Building.			Nature of Building		Play-ground—Extent.		
		Own.	Rented.	Rent free.	Pucca.	Thatched.	Nil.	Below 1 acre.	1 to 2 acre.
(1)	(2)	(3)	(4)	(5)	(6)	(7)	(8)	(9)	(10)
SCHOOLS FOR GENERAL EDUCATION—cont.									
Junior Basic—Other than Single Teacher .. .	179	2,191	599	389	2,166	1,013	535	2,316	316
Junior Basic—Single Teacher .. .	130	67	10	53	66	64	24	105	1
Higher Elementary .. .	4,899	3,630	832	437	3,756	1,143	575	3,451	717
Lower Elementary—Other than Single Teacher ..	18,012	10,949	2,901	4,162	10,935	7,077	3,123	13,641	1,115
Lower Elementary—Single Teacher .. .	3,062	1,125	245	1,692	1,321	1,741	717	2,193	121
Special Elementary Schools .. .	9	9	9	..	9
Anglo-Indian Primary Schools .. .	4	4	4	..	1	2	1
SCHOOLS FOR PROFESSIONAL EDUCATION.									
Ordinary Training .. .	7	5	2	..	7	5	1
Basic Training .. .	67	50	13	4	64	3	8	17	15
Engineering and Polytechnic .. .	29	25	1	3	29	2	7
Technical .. .	10	9	1	..	9	1	..	1	1
Industrial .. .	39	36	2	1	39	18	16
Commerce .. .	501	172	314	15	409	92	501
Industrial Training .. .	28	28	28	22	5
Others—Agriculture .. .	9	7	2	..	8	6	6	1	2
SCHOOLS FOR SPECIAL EDUCATION.									
Music .. .	3	3	3	3
Oriental Studies .. .	14	10	3	1	13	1	3	4	2
Handicapped .. .	20	5	..	15	5	15	10	3	1
Adult .. .	239	85	20	134	135	104	163	61	15
Reformatory .. .	7	7	7	2
Jail Schools .. .	8	8	8	..	3	2	2
Total .. .	33,383	20,875	5,202	7,366	21,650	11,733	5,912	23,003	2,813

3. School Accommodation including Gardens and Playgrounds, 1964-65—cont.

Name of Institution.	Play ground Extent				Garden-Extent.			
	2 to 3 acres. (11)	3 to 4 acres. (12)	4 to 5 acres. (13)	Above 5 acres. (14)	Number of gardens. (15)	Below 10 cents. (16)	10 cents to 1 acre. (17)	Above one acre. (18)
SCHOOLS FOR GENERAL EDUCATION—cont.								
Junior Basic—Other than Single Teacher	7	1	4	..	442	2,364	411	22
Junior Basic—Single Teacher	37	82	10	1
Higher Elementary	103	17	10	26	419	3,194	1,179	107
Lower Elementary—Other than Single Teacher ..	82	13	18	18	2,233	13,601	1,981	97
Lower Elementary—Single Teacher	19	1	..	1	683	2,148	242	4
Special Elementary Schools	9
Anglo-Indian Primary Schools	3	1
SCHOOLS FOR PROFESSIONAL EDUCATION.								
Ordinary Training	1	3	2	2	..
Basic Training	11	6	2	8	3	8	16	40
Engineering and Polytechnic	3	3	5	9	1	4	15	9
Technical	1	3	4	4	6
Industrial	1	4	..	5	..	30	4
Commerce	501
Industrial Training	1	..	28
Others Agriculture	9	..
SCHOOLS FOR SPECIAL EDUCATION.								
Music	3
Oriental Studies	1	..	2	2	2	9	2	1
Handicapped	6	15	1	2	1
Adult	164	69	5	1
Reformatory	1	..	2	2	2	5
Jail Schools	1	..	1	..	5	2
Total	425	202	343	685	5,075	22,924	4,775	609

3. School Accommodation including Gardens and Playgrounds

—cont.

Name of institutions.	Number of institutions.	Building.			Nature of Building.		Playground—Extent.		
		Own.	Rented.	Rent free.	Pucca.	Thatched.	Nil.	Below 1 acre.	1 to 2 acres.
(1)	(2)	(3)	(4)	(5)	(6)	(7)	(8)	(9)	(10)
INSTITUTIONS FOR WOMEN/GIRLS.									
Universities
Colleges for Arts and Science	22	18	2	2	22	..	1	5	4
COLLEGES FOR PROFESSIONAL EDUCATION.									
Education	6	5	1	..	6	..	1	2	2
SCHOOLS FOR GENERAL EDUCATION.									
Indian High Schools	314	257	31	26	272	42	45	102	53
Indian Middle Schools	19	8	..	1	7	2	2	4	2
Anglo-Indian High Schools	20	20	20	6	4
Secondary Schools—Other types	8	7	..	1	8	..	1	1	2
Post Basic
Pre-Primary	45	33	7	5	40	5	7	34	1
SCHOOLS FOR PROFESSIONAL EDUCATION.									
Ordinary Training	13	13	11	2	..	6	3
Basic Training	49	38	8	3	48	1	5	..	12
Training—Other types	5	4	..	1	4	1	..	4	1
Engineering and Polytechnics	3	2	1	..	3	1	2
Industrial	21	21	21	..	6	15	..
Arts and Crafts	1	1	1	..	1
Others—Industrial Training	1	..	1	..	1	1	..
SCHOOLS FOR SPECIAL EDUCATION.									
Music	1	1	1	1	..
Oriental	1	1	1	..	1
Social Education (Gramasevikas)
Handicapped
Reformatory	6	3	3	..	5	1	..	6	..
Jail Schools	1	1	1	..	1
Total ..	526	433	54	39	472	54	71	212	86

284A 24-55

433

B. School Accommodation including Gardens and Playgrounds, 1964-65—cont.

Name of institutions.	Number of institutions.	Building.			Nature of Building.		Playground—Extent.		
		Own.	Rented.	Rent free.	Pucca.	Thatched.	Nil.	Below 1 acre.	1 to 2 acres.
(1)	(2)	(3)	(4)	(5)	(6)	(7)	(8)	(9)	(10)
INSTITUTIONS FOR WOMEN/GIRLS.									
Universities
Colleges for Arts and Science	2	..	2	3	1	5	5	11	
COLLEGES FOR PROFESSIONAL EDUCATION.									
Education	1	2	4	..	
SCHOOLS FOR GENERAL EDUCATION.									
Indian High Schools	40	27	16	31	92	122	26	74	
Indian Middle Schools	1	4	4	1	..	
Anglo-Indian High Schools	3	..	2	5	2	7	8	3	
Secondary Schools—Other types	4	1	1	3	3	
Post Basic	
Pre-Primary	1	2	10	27	7	1	
SCHOOLS FOR PROFESSIONAL EDUCATION.									
Ordinary Training	2	..	2	..	1	8	4	..	
Basic Training	5	3	3	19	14	13	
Training—Other types	4	1	
Engineering and Polytechnics	3	
Industrial	6	15	
Arts and Crafts	1	
Others—Industrial Training	1	
SCHOOLS FOR SPECIAL EDUCATION.									
Music	1	
Oriental	1	
Social Education (Gramasevikas)	
Handicapped	
Reformatory	3	2	1	
Jail Schools	1	
Total ..	54	30	22	51	214	78	170		

4. School Libraries, 1964-65.

264A-24-55A

Institutions.	Boys' Institutions.				Girls' Institutions.			
	Number of Institutions having Libraries.	Number of volumes in the Libraries.	Number of issues made during the year.	Whether library thrown open to the Public.	Number of Institutions having Libraries.	Number of volumes in the Libraries.	Number of issues made during the year.	Whether library thrown open to the Public.
(1)	(2)	(3)	(4)	(5)	(6)	(7)	(8)	(9)
Universities.								
Colleges for Arts and Science ..	57	7,48,006	6,59,676	..	22	1,95,545	2,92,628	..
COLLEGES FOR PROFESSIONAL EDUCATION.								
Education	12	48,764	62,856	..	6	47,260	9,761	.
Engineering	9	1,05,710	1,11,639
Medicine	8	93,048	1,37,742
Veterinary	1	10,330	7,254
Agriculture	1	63,278	15,394
Forestry	1	9,301	1,336
Law	1	22,894	9,429
Physical Education	3	7,556	7,927
COLLEGES FOR SPECIAL EDUCATION.								
Music	1	500	50
Oriental Studies	16	59,977	18,311
Social Education	3	41,825	37,496
Rural Institutions								
SCHOOLS FOR GENERAL EDUCATION.								
Indian High Schools	1,635	68,20,250	21,24,114	100	291	8,70,059	4,40,441	..
Middle Schools	62	90,189	44,208	4	8	30,786	10,216	..
Anglo-Indian High Schools	20	41,214	37,876	..	20	64,442	1,44,310	..

4. School Libraries, 1964-65—cont.

Institutions.	Boys' Institutions.				Girls' Institutions.			
	Number of Institutions having Libraries.	Number of volumes in the Libraries.	Number of issues made during the year.	Whether library thrown open to the Public.	Number of Institutions having Libraries.	Number of volumes in the Libraries.	Number of issues made during the year.	Whether library thrown open to the Public.
(1)	(2)	(3)	(4)	(5)	(6)	(7)	(8)	(9)
SCHOOLS FOR GENERAL EDUCATION—cont.								
Secondary other types	6	31,659	27,805	..	6	15,841	17,839	..
Post Basic	2	2,110	1,490
Senior Basic	934	2,65,607	1,22,963	125
Junior Basic—Other than Single Teacher.	1,915	2,40,239	99,341	168
Junior Basic—Single Teacher ..	52	3,809	2,009	8
Higher Elementary Schools ..	4,435	6,51,780	6,18,816	215
Lower Elementary—Other than Single Teacher.	9,505	8,21,973	3,73,029	2,792
Lower Elementary—Single Teacher.	858	31,836	15,877	82
Anglo-Indian Primary	4	3,642	2,236
Other Primary	8	4,152	2,322
Pre-Primary	17	12,381	7,478
SCHOOLS FOR PROFESSIONAL EDUCATION.								
Ordinary Training Schools ..	6	12,046	4,700	..	11	26,559	5,311	..
Basic Training Schools	67	1,28,387	92,357	..	49	1,12,450	69,074	..
Other types of Training Schools	5	18,003	2,788	..
Technology and Polytechnic ..	32	88,817	91,165
Industrial and Technology Training Schools, Arts and Crafts	55	7,590	3,467	..	11	2,527	1,056	..
Medicine
Physical Education
Commerce	162	23,501	13,554
Technology High Schools ..	6	1,113	1,309

OTHERS SCHOOLS FOR SPECIAL EDUCATION.								
Music	2	292
Other Fine Arts
Oriental Studies	10	15,889	2,090	3	1	600	500	..
Special Education (Grama Sevikas).
Schools for the Handicapped ..	17	11,310	4,319
Social (Adult) Education	150	16,726	9,487	27
Reformatory	7	5,844	4,252	..	6	1,264	1,264	1
Jail Schools	7	6,319	15,366
Total	20,087	1,05,49,862	47,91,840	3,524	436	19,88,000	9,94,038	1

5. Public Libraries—1964-65.

(1)	Government. (2)	Local Library Authority. (3)	District Board. (4)	Municipal Board. (5)	Panchayat Board. (6)	Private.			Total. (10)
						Gramasangam. (7)	Other Aided. (8)	Unaided and other Libraries. (9)	
Number of Libraries.									
Stationary	1	844	..	168	423	20	116	25	1,597
Moving	1	2	4
Total	2	847	..	168	423	20	116	25	1,601

Stock of volumes at the end of the year	31,83,334
Total number of volumes issued on loan	50,45,894
Total number of volumes consulted in the Libraries ..	1,34,93,806
Total number of visitors	2,37,14,960
Total number of members	1,23,506
Rs.	
Total receipt	80,56,868
Total expenditure	78,63,938

6. Number of Hostels and Boarding Homes and the number of inmates in them 1964-65.

Institutions.	Number of Hostels intended for					Number of Scholars in the Hostels.	
	Scheduled Castes.	Scheduled Tribes.	Backward Classes.	Others.	Total.	Scheduled Castes.	
						Boys. (7)	Girls. (8)
(1)	(2)	(3)	(4)	(5)	(6)	(7)	(8)
INSTITUTIONS FOR BOYS/MEN.							
Universities	2	..	2
Colleges for Arts and Science	60	..	60	1,753	..
COLLEGES FOR PROFESSIONAL EDUCATION.							
Education	1	82	83	1,990	..
Engineering and Technology ..	-	41	41	388	..
Medicine	15	15	399	93
Veterinary	1	1	9	..
Agriculture	1	1	86	..
Forestry	1	1	9	..
Law	1	1	27	..
Physical Education	3	..	3	25	..
COLLEGES FOR SPECIAL EDUCATION.							
Music	1	1
Oriental Studies	12	..	12	16	4
Social Education	4	4
Rural Institutions	32	1
SCHOOLS FOR GENERAL EDUCATION.							
Indian High Schools	23	1	3	77	138	5,984	662
Indian Middle Schools	19	5	16	6	46	1,582	889
Anglo-Indian Schools	7	7
Post Basic	1	..	1	1	3	20	4
Senior Basic	1,005	1,342
Junior Basic (other than Single Teacher).	7	..	8	..	15	..	65
Primary	3	20	11	25	59	1,047	594

SCHOOLS FOR PROFESSIONAL EDUCATION.							
Industrial Schools	44	44	679	..
Physical Education
SCHOOLS FOR SPECIAL EDUCATION.							
Other Fine Arts
Oriental Studies	1	..	1	..	4
Social Education
Social (Adult) Education
Schools for the Handicapped	16	16	123	65
Reformatory	8	8	272	5
Jail Schools	8	8	59	..
Total ..	54	26	151	348	579	15,505	8,728

6. Number of Hostels and Boarding Homes and the number of inmates in them 1964-65—cont.

Institutions.	Number of Scholars in the Hostels—cont.							
	Scheduled Tribes.		Backward Classes.		Others.		Total.	
	Boys. (9)	Girls. (10)	Boys. (11)	Girls. (12)	Boys. (13)	Girls. (14)	Boys. (15)	Girls. (16)
Universities	370	60	1,419	100	2,289	169
Colleges for Arts and Science ..	42	..	8,987	44	6,210	131	16,992	175
COLLEGES FOR PROFESSIONAL EDUCATION.								
Education	38	..	6,408	56	4,303	24	12,739	90
Engineering and Technology ..	2	..	2,201	..	5,624	14	8,215	14
Medicine	5	4	308	107	2,068	716	2,780	920
Veterinary	225	3	210	..	444	3
Agriculture	304	..	235	..	625	..
Forestry	23	..	195	..	227	..
Law	175	2	305	13	507	15
Physical Education	206	21	240	76	471	97
COLLEGES FOR SPECIAL EDUCATION.								
Music	15	58	15	86
Oriental Studies	263	39	357	18	636	61
Social Education	25	..	25	..
Rural Institutions	6	..	203	13	365	11	606	25
SCHOOLS FOR GENERAL EDUCATION.								
High Schools	191	20	6,419	525	888	396	19,432	1,603
Middle Schools	80	8	10,085	7,608	11,747	5 05
Post Basic	1	..	82	31	24	9	128	44
Senior Basic	26	26	..
Junior Basic (other than Single Teacher).	86	67	..	65	76	50	102	227
Primary	346	276	555	73	1,945	943

SCHOOLS FOR PROFESSIONAL EDUCATION.								
Industrial Schools	19	..	1,295	..	80	17	2,073	17
Physical Education
SCHOOLS FOR SPECIAL EDUCATION.								
Other Fine Arts
Oriental Studies	25	29
Social Education
Social (Adult) Education
Schools for the Handicapped ..	5	2	524	214	366	281	1,018	562
Reformatory	18	..	1,614	15	906	169	2,810	189
Jail Schools	5	..	205	..	640	..	909	..
Total ..	871	377	31,936	2,485	73,055	7,146	121,367	13,736

6. Number of Hostels and Boarding Homes and the number of inmates in them, 1964-65—cont.

Institutions. (1)	Number of hostels intended for					Number of scholars in the hostels.	
	Scheduled Castes. (2)	Scheduled Tribes. (3)	Backward Classes. (4)	Others. (5)	Total. (6)	Scheduled Castes.	
						Boys. (7)	Girls. (8)
INSTITUTION FOR GIRLS/WOMEN.							
Colleges for Arts and Science	21	..	21	..	37
COLLEGES FOR PROFESSIONAL EDUCATION.							
Education	6	6	..	933
Engineering	2
SCHOOLS FOR GENERAL EDUCATION.							
Indian High Schools	82	82	..	3,901
Indian Middle Schools	2	2
Anglo-Indian High Schools	10	10
Secondary—Other types	2	2
Post Basic
Pre-Primary
SCHOOLS FOR PROFESSIONAL EDUCATION.							
Industrial	31	31	..	101
Arts and Crafts
SCHOOLS FOR SPECIAL EDUCATION.							
Music
Oriental
Social Education (Gramasevikas).
Schools for Handicapped
Reformatory	6	6	..	26
Jail Schools	1	1	..	10
Total	21	198	219	..	5,010

264A 24-56A

Number of scholars in the hostels—cont.

Institutions.	Scheduled Tribes.		Backward Classes.		Others.		Total.	
	Boys.	Girls.	Boys.	Girls.	Boys.	Girls.	Boys.	Girls.
	(9)	(10)	(11)	(12)	(13)	(14)	(15)	(16)
INSTITUTION FOR GIRLS/WOMEN.								
Colleges for Arts and Science	19	..	1,637	..	2,882	..	4,575
COLLEGES FOR PROFESSIONAL EDUCATION.								
Education	18	..	157	..	6,948	..	8,056
Engineering	1
SCHOOLS FOR GENERAL EDUCATION.								
Indian High Schools	69	..	6,202	..	6,467	..	16,639
Indian Middle Schools	37	123	38	123	85
Anglo-Indian High Schools
Secondary—Other types
Post Basic
Pre-Primary	107	83
SCHOOLS FOR PROFESSIONAL EDUCATION.								
Industrial	2	..	173	276
Arts and Crafts
SCHOOLS FOR SPECIAL EDUCATION.								
Music
Oriental	29	..	29
Social Education (Gramasevikas).
Schools for Handicapped
Reformatory	8	..	106	..	624	..	764
Jail Schools	18	..	38	..	66
Total	117	..	11,583	230	18,908	230	30,608

443

7. Distribution of Scholars according to community (Men), 1964-65—cont.

Institutions.	Scheduled Castes.	Scheduled Tribes.	Non-Brahmin.		Brahmins.	Muslims.	
			Other than Backward.	Backward.		Other than Backward.	Backward.
(1)	(2)	(3)	(4)	(5)	(6)	(7)	(8)
University	1,172	775	60	83	223
Colleges for Arts and Science ..	2,795	134	12,395	18,711	8,593	928	2,084
COLLEGES FOR PROFESSIONAL EDUCATION.							
Education	2,167	41	3,389	6,050	587	227	392
Engineering and Technology ..	527	12	5,302	5,996	3,165	194	304
Medicine	399	6	1,057	1,098	282	179	128
Veterinary	12	..	265	185	73	27	43
Agriculture	86	..	192	264	58	11	22
Forestry	9	23	67	19	8
Law	27	..	670	132	161	32	10
Physical Education	25	..	153	202	4	16	7
COLLEGES FOR SPECIAL EDUCATION.							
Music	1	..	2	14	4
Oriental Studies	19	..	152	433	136	281	53
Rural Colleges
Social Services	32	2	268	190	50	50	10
SCHOOLS FOR GENERAL EDUCATION.							
High Schools	106,309	2,022	156,180	313,737	56,632	22,315	20,016
Middle Schools	137,035	2,710	180,161	364,489	44,621	23,515	40,047
Post-Basic	22	1	14	91	9
Senior Basic	34,599	148	44,202	105,294	8,563	6,502	7,549
Junior Basic	55,193	947	59,526	135,263	10,056	8,859	10,400
Primary	268,879	10,976	244,121	690,692	61,567	35,675	46,923

Pre-Primary	97	11	367	521	297	82	47
SCHOOLS FOR PROFESSIONAL EDUCATION.							
Training—Other Industrial Types.	414	4	1,066	1,903	161	56	51
Industrial	342	15	926	944	134	80	74
Medicine
Commerce
Agriculture	23	11
Development
Veterinary
Junior Technical	335	431	167	16	27
SCHOOLS FOR SPECIAL EDUCATION.							
Music
Oriental Studies	4	..	27	2	187	43	171
Handicapped	144	146	135	517	58	16	54
Adult	1,185	25	662	2,546	4	12	55
Reformatory	272	18	579	1,328	53	129	81
Jail Schools	236	52	109	458	2	10	17
Grand Total ..	610,853	17,281	713,427	1,652,289	195,751	99,363	128,805

NOTE :—The difference between the Form A-1 Table and the Total strength of Scheduled Caste and Scheduled Tribe pupils is due to the inclusion of pupils from Commercial Schools in this Table.

7. Distribution of scholars according to community (Men), 1964-65—cont.

Institutions.	Indian Christians.		Jains.	Anglo-Indians.	Others (specify the names).	Total.
	Other than Backward.	Backward.				
	(9)	(10)				
	(11)	(12)	(13)	(14)		
University	152	23	15	44	1,208	3,755
Colleges for Arts and Science ..	2,923	1,148	320	94	60	50,185
COLLEGES FOR PROFESSIONAL EDUCATION.						
Education	703	664	1	1	114	14,336
Engineering and Technology ..	501	164	25	45	1,102	17,337
Medicine	369	169	22	23	19	3,751
Veterinary	65	4	2	3	3	6 2
Agriculture	45	18	1	697
Forestry	14	6	7	..	74	227
Law	21	33	18	9	7	1,120
Physical Education	47	6	11	471
COLLEGES FOR SPECIAL EDUCATION.						
Music	1	15	37
Oriental Studies	14	6	..	5	..	1,099
Rural Colleges	22	5	2	11	..	642
Social Service	56	56
SCHOOLS FOR GENERAL EDUCATION.						
High Schools	31,538	24,291	2,596	4,585	8,890	749,111
Middle Schools	32,939	33,735	1,640	17	8,080	868,989
Post-Basic	6	146
Senior Basic	8,219	9,487	148	2	484	225,197
Junior Basic	9,041	7,891	247	6	486	297,924
Primary	38,894	56,332	2,457	138	47	1,456,701

Pre-Primary	200	94	8	3	32	1,759
SCHOOLS FOR PROFESSIONAL EDUCATION.						
Training—Other Industrial Types.	32	120	1	1	124	3,933
Industrial	286	107	1	1	453	3,369
Medicine
Agriculture	139	173
Development
Veterinary
Other Technical	37	31	1,094
SCHOOLS FOR SPECIAL EDUCATION.						
Music	1	1
Oriental Studies	434
Handicapped	45	42	..	4	..	1,161
Adult	88	307	4,884
Reformatory	119	208	2	4	17	2,810
Jail Schools	2	23	909
Grand Total ..	126,322	134,915	7,512	4,996	21,476	3,712,990

7. Distribution of Scholars according to Community (Women), 1964-65.

Institutions.	Scheduled Castes.	Scheduled Tribes.	Non-Brahmin.		Brahmins.	Muslims.	
			Other than Backward.	Backward.		Other than Backward.	Backward.
(1)	(2)	(3)	(4)	(5)	(6)	(7)	(8)
University	75	102	78	35	16
Colleges for Arts and Science ..	698	42	3,909	4,062	4,107	287	182
COLLEGES FOR PROFESSIONAL EDUCATION.							
Education	1,048	18	1,682	3,323	969	90	129
Engineering and Technology ..	5	1	4	2
Medicine	93	4	357	269	150	83	27
Veterinary	4	2
Agriculture	1
Forestry
Law	35	1	18	4	..
Physical Education	40	21	3	2	..
COLLEGES FOR SPECIAL EDUCATION.							
Music	25	10	69	1	1
Oriental Studies	6	..	63	133	43	4	6
Rural Colleges
Social Services
SCHOOLS FOR GENERAL EDUCATION.							
High Schools	32,608	1,198	67,073	122,687	45,639	9,888	7,897
Middle Schools	80,603	1,701	124,407	240,560	30,115	15,227	24,514
Post-Basic Schools	5	..	5	38	3
Senior Basic	21,453	76	36,212	71,222	6,270	4,705	5,608
Junior Basic	37,207	626	47,196	94,155	8,128	4,128	8,566
Primary	175,856	8,091	177,469	455,327	43,312	27,031	37,057
Pre-Primary	90	16	441	558	304	66	40

SCHOOLS FOR PROFESSIONAL EDUCATION.									
Training—Other types (Industrial).	25	..	20	18	4	6	8		
Industrial	76	15	112	125	30	39	16		
Medicine		
Agriculture	27		
Physical Education		
Development Centers		
Veterinary		
SCHOOLS FOR SPECIAL EDUCATION.									
Music	55		
Oriental Studies	4	..	45	4	54	15	1		
Handicapped	63	1	110	218	47	15	4		
Adult	286	2	115	537		
Reformatory	45	8	562	135	129	29	3		
Jail Schools	10		37	12	1		
Grand total ..	350,181	11,799	460,049	993,548	139,533	61,655	84,070		

7. Distribution of Scholars according to Community (Women), 1964-65—cont.

Institutions.	Indian Christians.		Jains. (11)	Anglo-Indians. (12)	Others (specify the names). (13)	Total. (14)
	Other than Backward.	Backward.				
	(9)	(10)				
University	22	13	1	3	30	365
Colleges for Arts and Science ..	1,672	873	54	85	..	15,971
COLLEGES FOR PROFESSIONAL EDUCATION.						
Education	1,603	760	29	2	249	9,902
Engineering and Technology ..	1	1	374	388
Medicine	120	59	21	17	38	1,238
Veterinary	2	3	11
Agriculture	1	2
Forestry
Law	3	1	62
Physical Education	27	1	3	97
COLLEGES FOR SPECIAL EDUCATION.						
Music	95	201
Oriental Studies	7	6	..	6	..	279
Rural Colleges	25	25
Social Services	1	1	2	2
SCHOOLS FOR GENERAL EDUCATION.						
High Schools	23,948	19,128	1,425	4,164	1,025	336,680
Middle Schools	26,914	29,320	1,452	20	4,539	579,372
Post-Basic Schools	1	52
Senior Basic	7,331	8,250	101	..	347	161,576
Junior Basic	6,439	5,906	115	2	576	213,044
Primary	37,697	37,001	1,886	49	..	1,000,776
Pre-Primary	171	94	5	1	..	1,786

264A-24 - 57A

SCHOOLS FOR PROFESSIONAL EDUCATION.						
Training—Other types (Industrial).	12	2	44	134
Industrial	299	132	..	2	67	913
Medicine
Agriculture	8	35
Physical Education
Development Centres
Veterinary
Others (Pre-Primary Training) ..	60	9	321
Anglo Training	8	33	2	44
SCHOOLS FOR SPECIAL EDUCATION.						
Music	55
Oriental Studies	123
Handicapped	77	33	4	10	..	631
Adult	8	948
Reformatory	38	4	953
Jail Schools	6	66
Grand total ..	106,393	101,591	5,093	4,362	7,412	2,325,686

8. Distribution of scholars according to Occupation of parents or guardian, 1964-65.

Institutions. (1)	Officials. (2)	Professional people. (3)	Traders. (4)	Agriculturists. (5)	Artisans. (6)	Unskilled workmen. (7)	Destitutes. (8)	Others (specify the name). (9)	Total. (10)
MEN/BOYS.									
Universities	403	873	711	1,280	91	166	35	196	3,755
Colleges for Arts and Science ..	10,878	7,731	8,572	17,057	2,247	2,484	370	846	50,185
COLLEGES FOR PROFESSIONAL EDUCATION.									
Education	1,416	1,749	1,367	7,634	677	1,384	93	16	14,336
Engineering and Technology ..	6,647	2,710	3,046	3,620	246	654	59	355	17,337
Medicine	821	945	673	794	186	156	..	176	3,751
Veterinary	229	78	47	255	13	8	..	52	682
Agriculture	153	37	54	369	35	26	..	23	697
Forestry	67	49	31	65	15	227
Law	298	199	176	440	2	5	1,120
Physical Education	24	62	33	296	19	18	..	19	471
COLLEGES FOR SPECIAL EDUCATION.									
Music	12	8	8	9	37
Oriental Studies	100	200	165	437	54	79	7	67	1,109
Rural Colleges	60	73	80	286	39	82	7	15	642
Social Service	56	56
SCHOOLS FOR GENERAL EDUCATION.									
Indian High Schools	96,837	75,881	109,628	310,375	47,469	101,519	7,402	..	749,111
Indian Middle Schools	32,701	82,513	85,012	459,493	80,356	121,665	6,949	..	868,989
Post-Basic	17	1	3	32	4	40	48	1	146
Senior Basic	20,512	22,386	30,581	93,669	22,642	32,609	2,798	..	225,197
Junior Basic	25,527	22,504	28,525	150,656	23,577	44,329	2,806	..	297,924
Lower Elementary	39,847	58,140	87,867	493,655	38,836	734,472	3,884	..	1,456,701
Pre-Primary	525	233	266	237	167	235	96	..	1,759

SCHOOLS FOR PROFESSIONAL EDUCATION.									
Training—Other Types	771	605	1,173	1,340	2	35	7	..	3,933
Industrial	57	657	769	363	356	1,335	386	446	3,369
Medicine
Arts and Crafts
Agriculture	68	47	56	..	2	173
Veterinary
Others—									
Technical Schools	247	193	182	277	95	7	3	90	1,094
SCHOOLS FOR SPECIAL EDUCATION.									
Music	1	1
Other Fine Arts
Oriental Studies	22	47	107	134	50	72	2	..	434
Social Education
Handicapped	128	65	121	224	73	399	151	..	1,161
Adult	194	1,095	2,661	236	642	56	..	4,884
Reformatory	59	112	182	924	158	753	622	..	2,810
Jail Schools	134	590	81	104	909
Total ..	238,347	278,617	360,655	1,547,217	217,711	1,042,280	25,781	2,382	3,712,990

8. Distribution of Scholars according to Wealth, 1964-65.

Management.	Parents or guardians whose annual income is				
	Rs. 6,001 and above.	Rs. 2,501 to Rs. 6,000.	Rs. 751 to Rs. 2,500.	Rs. 750 and below.	Total.
(1)	(2)	(3)	(4)	(5)	(6)
MEN/BOYS.					
University	340	741	1,481	1,193	3,755
Colleges for Arts and Science ..	4,229	9,960	21,291	14,705	50,185
COLLEGES FOR PROFESSIONAL EDUCATION.					
Education	168	1,308	7,327	5,523	14,336
Engineering and Technology ..	3,083	3,708	5,455	5,091	17,337
Medicine	334	955	1,698	764	3,751
Veterinary	38	216	353	75	682
Agriculture	38	87	354	218	697
Forestry	12	75	109	31	227
Law	229	326	388	177	1,120
Physical Education	24	246	201	471
COLLEGES FOR SPECIAL EDUCATION.					
Music	7	12	18	37
Oriental Studies	7	26	417	649	1,099
Rural Colleges	15	73	187	367	642
Social Service	56	56
SCHOOLS FOR GENERAL EDUCATION.					
Indian High Schools	29,064	92,172	290,599	337,276	749,111
Indian Middle Schools	16,779	77,311	251,057	523,842	868,989
Post-Basic	1	9	18	118	146
Senior Basic	3,639	18,426	73,445	129,687	225,197
Junior Basic	6,637	20,919	78,427	191,941	297,924
Lower Elementary	20,644	85,808	386,310	963,939	1,456,701
Pre-Primary	231	452	582	494	1,759

SCHOOLS FOR PROFESSIONAL EDUCATION.

Training—Other types ..	1,376	675	542	1,340	3,933
Agriculture	20	34	36	83	173
Industrial	11	328	1,061	1,969	3,369
Medicine
Arts and Crafts
Physical Education
Veterinary
Others (Technical)	5	79	542	468	1,094

SCHOOLS FOR SPECIAL EDUCATION.

Music	1	1
Other Fine Arts
Oriental Studies	24	20	91	299	434
Social Education
Handicapped	15	39	233	874	1,161
Adult	27	717	4,140	4,884
Reformatory	28	481	2,301	2,810
Jail Schools	15	349	545	909

Total ..	86,940	313,848	1,123,808	2,188,394	3,712,990
-----------------	---------------	----------------	------------------	------------------	------------------

8. Distribution of scholars according to Occupation of parents or guardians, 1964-65.

Institutions.	Officials.	Professional people.	Traders.	Agriculturists.	Artisans.	Unskilled workmen.	Destitutes.	Others (specify the name).	Total.
(1)	(2)	(3)	(4)	(5)	(6)	(7)	(8)	(9)	(10)
WOMEN/GIRLS.									
Universities	39	83	95	114	10	15	2	7	365
Colleges for Arts and Science ..	5,366	3,646	2,455	2,726	285	864	95	534	15,971
COLLEGES FOR PROFESSIONAL EDUCATION.									
Education	1,794	1,944	964	2,919	484	1,242	177	378	9,902
Engineering and Technology ..	94	91	77	52	51	14	..	9	388
Medicine	423	317	191	159	37	60	..	51	1,238
Veterinary	5	3	2	1	11
Agriculture	1	1	2
Forestry
Law	17	14	10	20	1	62
Physical Education	17	17	19	43	1	97
COLLEGES FOR SPECIAL EDUCATION.									
Music	69	67	32	9	24	201
Oriental Studies	90	66	31	64	11	8	6	3	279
Rural Colleges	6	1	1	11	3	2	1	..	25
Social Service	2	2
SCHOOLS FOR GENERAL EDUCATION.									
Indian High Schools	68,842	49,024	55,776	89,510	21,110	48,082	4,336	..	336,680
Indian Middle Schools	43,102	61,825	60,945	262,437	60,586	86,482	3,995	..	579,372
Post-Basic	10	..	2	16	2	21	1	..	52
Senior Basic	16,887	20,855	23,444	58,825	17,238	15,707	8,619	..	161,575
Junior Basic	19,797	17,940	20,888	105,578	17,528	29,185	1,523	605	213,044
Lower Elementary	213,543	45,092	179,355	455,341	43,341	27,047	37,057	..	1,000,776
Pre-Primary	834	266	218	275	68	107	18	..	1,786

264 A-24-58

SCHOOLS FOR PROFESSIONAL EDUCATION.									
Training—Other industrial types.	15	38	19	29	6	26	1	..	134
Industrial	90	88	75	250	50	218	84	58	913
Agriculture	35	35
SCHOOLS FOR SPECIAL EDUCATION.									
Music	35	11	5	4	55
Other Fine Arts
Oriental Studies	15	24	10	34	..	30	123
Social Education
Handicapped	90	42	66	100	58	211	64	..	631
Adult	1	16	2	736	43	144	6	..	948
Reformatory	15	..	6	37	41	100	754	..	953
Jail Schools	9	4	29	4	20	66
Total ..	371,196	201,489	344,693	970,320	160,958	209,585	56,739	1,706	2,325,686

8. Distribution of scholars according to Wealth, 1964-65.

Management.	Parents or guardians whose annual income is				
	Rs. 6,001 and above.	Rs. 2,501 to Rs. 6,000.	Rs. 751 to Rs. 2,500.	Rs. 750 and below.	Total.
(1)	(2)	(3)	(4)	(5)	(6)
WOMEN/GIRLS.					
Universities	34	61	101	169	365
Colleges for Arts and Science ..	2,732	4,704	6,134	2,401	15,971
COLLEGES FOR PROFESSIONAL EDUCATION.					
Education	148	1,052	5,093	3,600	9,902
Engineering and Technology ..	19	82	148	139	388
Medicine	161	360	440	277	1,238
Veterinary	2	6	3	..	11
Agriculture	1	1	2
Forestry
Law	16	22	22	2	62
Physical Education	3	13	47	34	97
COLLEGES FOR SPECIAL EDUCATION.					
Music	40	62	61	38	201
Oriental Studies	7	26	116	130	279
Rural Colleges	1	2	22	25
Social Services	1	1	..	2
SCHOOLS FOR GENERAL EDUCATION.					
Indian High Schools	23,072	56,886	131,795	124,927	336,680
Indian Middle Schools	12,922	55,928	179,749	330,773	579,372
Post Basic	6	12	34	52
Senior Basic	2,620	12,458	50,330	96,167	161,575
Junior Basic	4,865	14,439	56,856	136,884	213,044
Lower Elementary	16,383	62,364	265,396	656,633	1,000,776
Pre-Primary	181	511	537	557	1,786

264A-24-58A

SCHOOLS FOR PROFESSIONAL EDUCATION.						
Training—Other industrial types.	21	32	33	48	134	
Industrial Schools	3	53	490	367	913	
Agriculture	35	35	
SCHOOLS FOR SPECIAL EDUCATION.						
Music	12	30	7	6	55	
Other Fine Arts	-	
Oriental Studies	8	66	49	123	
Social Education	-	
Handicapped	5	44	109	473	631	
Adult Education	2	137	809	948	
Reformatory	19	934	953	
Jail Schools	66	66	
Total ..	63,247	209,152	697,704	1,355,583	2,325,686	

9. Scholars according to the language studied (as medium of instruction)—1964-65.

Type of Institutions.	Scholars according to the languages studied.								Scholars learning Hindi.
	Tamil.	Malayalam.	Kannada.	Telugu.	Urdu.	English.	*Other languages.	Total.	
(1)	(2)	(3)	(4)	(5)	(6)	(7)	(8)	(9)	(10)
Indian Secondary Schools—									
Boys	713,880	10,214	212	14,176	4,161	5,702	990	749,335	718,622
Girls	312,224	9,289	44	3,786	2,289	4,381	126	332,139	218,270
Anglo-Indian Secondary Schools—									
Boys	8,752	..	8,752	3,421
Girls	1,771	..	1,771	718
Other Secondary Schools—									
Boys	281	92	4,028	..	4,401	1,238
Girls	681	28	4,827	..	5,536	1,358
Indian Elementary Schools—									
Boys	2,250,848	12,426	2,306	30,358	11,077	995	1,719	2,309,729	221
Girls	1,523,149	11,905	1,607	17,796	11,728	514	1,406	1,568,165	323
Anglo-Indian Primary Schools—									
Boys	657	..	657	175
Girls	346	..	346	111
Basic Schools—									
Boys	520,814	1,190	..	530	1,596	46	186	524,362	..
Girls	373,359	1,259	..	440	426	104	212	375,800	..
Total									
Boys	3,485,823	23,922	2,518	45,064	16,834	20,180	2,895	3,597,236	723,677
Girls	2,209,413	22,481	1,651	22,022	14,443	11,943	1,804	2,283,757	220,780
Grand total	5,695,236	46,403	4,169	67,086	31,277	32,123	4,699	5,880,993	944,457

*Break up for other Languages.

	Boys.	Girls.
Arabic	186	212
Marathi	13	17
Gujarathi	1,347	629
Hindi	1,349	946
	<hr/>	<hr/>
	2,895	1,804
	<hr/>	<hr/>

10. Number of scholars unprotected from smallpox—1964-65.

Institutions. (1)	1963-64.		1964-65.	
	Boys. (2)	Girls. (3)	Boys. (4)	Girls. (5)
Universities
Colleges for Arts and Science	2	5
Professional Colleges	18
Colleges for Special Education
Secondary Schools	25	482	167	63
Elementary Schools	855	154	156	151
Basic Schools	69	90	14	17
Schools for Professional Education
Schools for Special Education	-
Nursery Schools	-
Total ..	969	731	337	221

11. Statement of charges from State Funds—" 28. Education " Actuals for the year 1964-65.

(1)	Management.						Total. (8)
	Government.		Local Body.		Private.		
	Recurring. (2)	Non-recurring. (3)	Recurring. (4)	Non-recurring. (5)	Recurring. (6)	Non-recurring. (7)	
	RS.	RS.	RS.	RS.	RS.	RS.	RS.
I. ORDINARY.							
Universities	29,45,300	3,03,707	32,49,007
Colleges for Arts and Science ..	33,36,495	8,98,059	48,45,376	2,54,120	93,34,050
Engineering Colleges	18,64,860	2,23,834	20,88,694
Teachers' Colleges	10,70,261	26,689	4,15,596	45,185	15,57,731
Law Colleges	2,33,781	10,695	2,44,476
Music Colleges	90,214	277	90,491
Secondary Schools	45,82,740	59,592	5,03,75,395	83,119	4,23,70,710	8,13,755	9,82,85,311
Primary Schools	41,78,463	59,291	11,33,13,441	59,274	2,40,94,878	65,513	14,17,70,860
Training Schools	43,59,653	1,40,474	9,188	..	20,15,557	18,154	65,43,031
Other Special Schools (including Polytechnics).	14,87,811	2,92,287	1,90,924	..	19,71,022
Schools for Defectives	1,55,647	886	1,54,129	..	3,40,662
Direction	17,10,080	14,686	17,24,766
Inspection	42,18,134	25,685	42,43,869
Scholarships	6,84,778	..	6,84,778
Fee compensation	6,83,082	..	6,83,082
Charges in England	788	788
Oriental Manuscripts Library ..	65,366	65,366
Text-Book Committee	39,485	39,485
Charges on account of Madras Public Libraries Act, 1948.	14,11,232	14,11,232
Central Libraries	21,539	21,539
Children's Library	3,661	3,661

Adult Education	12,106	..	12,106
Middle Meals	1,47,49,718	..	1,47,49,718
National Cadet Corps	52,32,509	52,32,509
Scout	53,000	..	53,000
Other items	28,51,469	35,60,291	..	64,11,760
Total	3,69,44,243	17,52,455	16,36,98,024	1,42,893	9,67,75,445	15,00,434	50,08,12,994
II. DEVELOPMENT SCHEMES							
(SCHEMES INCLUDED IN THIRD FIVE-YEAR PLAN SCHEMES).							
University	8,29,793	..	8,29,793
Secondary	6,51,893	1,32,764	1,12,218	54,539	4,00,929	2,97,586	26,49,929
Primary	9,09,322	..	1,33,810	10,45,811	61,586	..	21,50,529
Special	13,21,214	45,350	1,36,186	20,000	15,22,750
Technical	27,10,261	25,75,361	10,84,282	5,63,762	69,33,666
Miscellaneous	11,15,771	56,913	9,69,616	..	72,068	1,83,935	23,98,303
Total	67,08,461	28,10,388	22,15,644	11,09,350	25,84,844	10,65,283	1,64,84,979

12. Cost per student in institution for General Education, 1964-65.

Type of institution.	Number of students on roll.	Total expenditure.	Annual cost per student.					Percentage to total expenditure.			
			To Government funds.	To Local body funds.	To fees.	To other sources.	Total.	To Government funds.	To Local body funds.	To fees.	To other sources.
(1)	(2)	(3)	(4)	(5)	(6)	(7)	(8)	(9)	(10)	(11)	(12)
Colleges for Arts and Science—	RS.	RS.	RS.	RS.	RS.	RS.	RS.	RS.	RS.	RS.	RS.
For Boys	52,007	1,72,48,700	112.76	..	179.50	39.39	331.65	33.99	..	54.12	11.89
For Girls	14,032	61,01,944	125.79	..	215.16	93.90	434.85	28.92	..	49.49	21.59
Secondary Schools—											
For Boys	8,97,382	8,32,94,976	56.22	24.89	6.30	5.38	92.79	60.57	26.82	6.79	5.82
For Girls	1,84,092	1,65,53,773	60.94	18.97	3.11	6.87	89.89	67.77	21.10	3.46	7.67
Primary Schools—											
Non-Basic Schools ..	38,75,525	14,48,66,295	21.77	14.80	0.10	.69	37.36	58.25	39.59	0.28	1.88
Basic Schools	8,96,617	3,47,66,739	24.81	13.07	0.03	.85	38.76	64.00	33.72	0.08	2.20
Post-Basic Schools—											
For Boys	198	73,021	304.72	64.06	368.78	82.62	17.38
For Girls

13. Expenditure on Hostels and Boarding Charges.

Institutions managed by							Expenditure from							
							Government Funds.	District Board Funds.	Municipal Funds.	Fees.	Endowment etc.	Other sources.	Total.	
							(2)	(3)	(4)	(5)	(6)	(7)	(8)	
							RS.	RS.	RS.	RS.	RS.	RS.	RS.	
Government	{	Males	..	--	9,23,022	14,05,835	..	60,918	23,89,775
		Females	--	3,60,270	2,36,175	..	2,334	5,98,779
District Board	{	Males	--	--	3,07,674	36,383	..	8,43,501	4,15,032	91,377	16,93,967
		Females	--	1,19,090	3,617	..	1,31,705	1,60,168	3,501	4,18,081
Municipal	{	Males	--	..	--	..	4,064	--	..	4,064	
		Females	
Aided	{	Males	--	..	--	3,07,673	5,62,334	5,70,666	1,52,292	15,92,965
		Females	1,16,086	1,04,469	2,91,477	5,834	5,17,866
Unaided	{	Males	51,879	..	51,879
		Females	23,771	..	23,771
Total	{	Males	15,38,369	36,383	4,064	28,11,670	10,37,577	3,04,587	57,32,650
		Females	5,95,446	3,617	..	4,72,349	4,75,416	11,669	15,58,497
Grand Total							21,33,815	40,000	4,064	32,84,019	15,12,993	3,16,256	72,91,147	

14. Extension of Elementary Education.

Name of educational District.	Number of villages having a population of (according to the Census of 1961).														
	Over 5,000.	5,000 to 4,000.	4,000 to 3,000.	3,000 to 2,000.	2,000 to 1,000.	1,000 to 900.	900 to 800.	800 to 700.	700 to 600.	600 to 500.	500 to 400.	400 to 300.	300 to 200.	Less than 200.	
(1)	(2)	(3)	(4)	(5)	(6)	(7)	(8)	(9)	(10)	(11)	(12)	(13)	(14)	(15)	
Madras North	1	
Madras South	
Saidapet	53	107	..	38	39	41	60	64	25	
Chingleput	50	60	
Tiruvellore	109	268	..	100	50	52	185	161	..	322	416	
Villupuram	52	85	289	84	73	103	77	60	66	46	91	52	
Cuddalore	12	9	24	25	24	42	58	22	42	19	12	44	87	35	
Virudhachalam	14	6	28	52	317	52	39	36	..	58	26	40	31	30	
Nagapattinam	60	48	40	40	325	45	70	61	105	..	33	18	30	55	
Thanjavur	2	3	7	14	289	15	31	30	30	45	57	50	50	466	
Mayuram	10	36	49	42	20	26	33	30	..	6	2	7	
Dindigul	46	35	65	79	110	13	5	12	3	8	2	12	14	..	
Madurai	12	6	20	36	166	18	9	11	36	16	74	3	17	..	
Usilampatti	19	24	22	36	10	21	9	13	41	21	58	..	
Devakottai	2	8	9	24	217	24	35	38	91	30	99	285	270	534	
Virudhunagar	9	8	22	45	15	39	20	16	99	69	168	67	
Ramanathapuram Central	12	31	106	..	36	129	90	54	52	67	
Tirunelveli North	1	33	41	45	145	15	25	9	..	17	12	19	7	36	
Tirunelveli South	17	50	40	72	75	7	3	15	23	
Tirunelveli Central	14	..	56	44	91	22	8	8	..	25	..	27	30	64	
Nagercoil	
Thuckalay	30	..	30	25	133	133	175	102	100	418	
Vellore	28	10	15	79	177	16	21	24	22	19	14	..	11	50	
Tiruvannamalai	8	15	37	66	177	68	113	25	76	71	111	88	25	30	

Tirupathur	10	75	215	63	46	..	22
Salem	105	53	86	67	135	48	41	21	21	24	48	74	102
Dharmapuri	12	17	67	74	271	15	16	24	13	9	12	20	76	23	..
Namakkal	35	16	142	..	12	20	11	15	23	14	27	16	..
Tiruchirappalli	25	30	40	45	135	4	6	8	12	9	11	11	10	3	..
Pudukottai	12	97	82	102	199	40	28	28	21	24	37	44	28	75	..
Ariyalur	12	16	27	71	22	30	32	22	..	33	30	14	38	..
Erode	16	101	82	109	..	10	..	18	..	36
Coimbatore	27	6	80	95	104	..	10	..	22	21	13	11	..
Pollachi	115	42	21	..
The Nilgiris	25	5	7	2	2	1	1	2	2	3	..
Total	587	595	987	1,566	4,417	788	854	683	740	1,050	1,422	1,151	1,639	2,562	..

14. Extension of Elementary Education—1964-65.

Name of Educational district.	Number of villages provided with one or more public schools—the population of each village being.													
	Over 5,000.	5,000 to 4,000	4,000 to 3,000	3,000 to 2,000	2,000 to 1,000.	1,000 to 900.	900 to 800.	800 to 700.	700 to 600.	600 to 500.	500 to 400.	400 to 300.	300 to 200.	Less than 200.
	(16)	(17)	(18)	(19)	(20)	(21)	(22)	(23)	(24)	(25)	(26)	(27)	(28)	(29)
Madras North	1	—
Madras South	—	—
Saidapet	53	107	..	38	39	41	60	59	25
Chingleput	50	60
Tiruvellore	109	268	..	100	50	52	185	161	..	135	62
Vilupuram	52	85	289	84	73	103	77	60	66	46	91	15
Cuddalore	12	9	24	25	24	42	58	22	42	19	12	44	20	12
Virudhachalam	14	6	28	52	317	52	39	36	..	58	26	40	31	10
Nagapattinam	60	48	40	40	325	45	70	61	105	..	30	18	30	36
Thanjavur	2	3	7	14	289	15	31	30	30	45	57	50	50	51
Miyuram	10	36	49	42	20	26	33	30	..	6	2	..
And'gul	46	35	65	79	110	13	5	12	3	8	2	12	14	..
Madurai	12	6	20	36	166	18	9	11	36	16	74
Usilampatti	19	24	22	36	10	21	9	13	33	21	58	..
Devakottai	2	8	9	24	217	24	35	38	91	30	99	285	65	101
Virudhunagar	9	8	22	45	15	39	20	16	99	67	68	..
Ramanathapuram Central	12	31	106	..	36	129	90	54	48	21
Tirunelveli North	1	33	41	45	145	15	25	9	..	17	12	19	3	12
Tirunelveli South	17	50	40	72	75	7	3	15	6
Tirunelveli Central	14	..	56	44	91	22	8	8	..	25	..	20	30	34
Nagercoil
Thuckalay	30	..	30	25	133	133	175	102	100	44
Vellore	28	10	15	79	177	16	21	24	22	19	14	..	11	26
Tiruvannamalai	8	15	37	66	177	68	113	25	76	71	111	88	25	..

Tirupathur	10	75	215	63	46	..	22	
Salem	105	53	86	67	135	48	41	21	21	24	48	74	60	..
Dharmapuri	12	17	67	74	271	15	16	24	13	9	12	20	71	18
Namakkal	35	16	.	..	142	..	12	20	11	15	11	14	27	16
Tiruchirappalli	25	30	40	45	135	4	6	8	12	9	11	11	10	2
Fudukkottai	12	97	82	102	199	40	28	28	21	24	37	44	6	76
Ariyalur	12	16	27	71	22	30	32	22	..	33	16	14	15
Erode	16	101	82	109	..	10	..	18	..	36
Coimbatore	27	6	80	95	104	..	10	..	22	21	13	11
Pollachi	115	42	21
The Nilgiris	25	5	7	2	2	1	1	2	2	3
Total					..	587	595	987	1,566	4,417	788	854	683	740	1,050	1,394	1,125	936	614

14. Extension of Elementary Education—1964-65.

Name of the Educational district. (1)	Percentage of.													
	Column (16) to column (2). (2)	Column (17) to column (3). (3)	Column (18) to column (4). (4)	Column (19) to column (5). (5)	Column (20) to column (6). (6)	Column (21) to column (7). (7)	Column (22) to column (8). (8)	Column (23) to column (9). (9)	Column (24) to column (10). (10)	Column (25) to column (11). (11)	Column (26) to column (12). (12)	Column (27) to column (13). (13)	Column (28) to column (14). (14)	Column (29) to column (15). (15)
Madras North
Madras South
Saidapet.. .. .											92	100
Chingleput											100
Tiruvellore											100	..	83	14
Villupuram											100	100	100	28
Cuddalore											100	100	22	34
Virudhachalam											100	100	100	33
Nagapattinam											90	100	100	65
Thanjavur											100	100	100	10
Mayuram	100	100	..
Dindigul											100	100	100	..
Madurai											100
Usilampatti											80	100	100	..
Devakottai											100	100	24	18
Virudhunagar											100	97	40	..
Ramanathapuram Central											100	100	92	31
Tirunelveli North											100	100	42	33
Tirunelveli South											100	100	100	26
Tirunelveli Central	74	100	53
Nagercoil
Thuckalay											100	100	100	10
Vellore											100	..	100	52
Tiruvannamalai											100	100	100	..

Tirupathur	100	..	100
Salem									100	100	58	..
Dharmapuri									100	100	93	82
Namakkal									47	100	100	100
Tiruch.rappalli									100	100	100	66
Pudukkottai									100	100	21	100
Ariyalur									100	53	100	39
Erode
Coimbatore									100	.	..	100
Pollachi									100	100
The Nilgiris	100	100
Total	..													98	97	60	2

15. Number of Primary Schools and Scholars by Districts 1964-65.

District. (1)	Number of institutions by management.					Strength.			
	Government. (2)	Panchayat Union. (3)	Municipal Board. (4)	Private		Total. (7)	Boys. (8)	Girls. (9)	Total. (10)
				Aided. (5)	Unaided. (6)				
1 Madras North	2	..	160	119	2	283	75,193	72,657	147,850
2 Madras South	2	..	141	100	..	243	57,176	47,839	105,015
3 Saidapet	43	340	35	120	..	538	63,139	44,802	107,941
4 Chingleput	37	490	..	76	..	603	44,544	27,296	71,840
5 Tiruvallur	19	612	7	104	..	742	47,936	28,382	76,318
6 Villupuram	45	607	..	208	..	860	63,998	35,316	99,314
7 Cuddalore	36	332	..	110	..	478	43,834	26,550	70,384
8 Virudachalam	55	703	..	244	..	1,002	76,171	45,279	121,450
9 Nagapattinam	31	657	32	220	..	940	80,795	57,221	138,016
10 Thanjavur	59	683	..	95	..	837	62,569	41,876	104,445
11 Mayuram	50	436	35	263	..	784	72,341	53,197	125,538
12 Dindigul	37	681	3	180	1	902	64,887	39,627	104,514
13 Madurai	9	384	65	99	..	557	62,686	47,330	110,016
14 Usilampatti	124	360	12	217	..	713	72,849	48,663	121,512
15 Devakottai	2	643	23	182	..	850	69,386	46,070	115,456
16 Virudhunagar	6	256	14	250	..	526	43,833	32,020	75,853
17 Ramanathapuram Central	8	638	6	201	..	853	59,392	42,504	101,896
18 Tirunelveli North	5	404	18	581	..	1,008	79,501	59,296	138,797
19 Tirunelveli South	5	206	..	523	..	734	55,256	47,381	102,637
20 Tirunelveli Central	30	250	13	483	..	776	74,663	55,393	130,056
21 Nagercoil	82	30	..	112	17,213	14,952	32,165
22 Thuckalay	193	67	..	260	48,401	42,487	90,888
23 Vellore	65	553	44	155	..	817	75,985	49,290	125,275
24 Tiruvannamalai	42	716	28	152	..	938	76,804	46,354	123,158
25 Tiruppattur	45	635	34	113	..	827	75,648	46,694	122,342

264A-24-60

26 Salem	8	578	41	63	..	690	74,472	48,446	122,918
27 Dharmapuri	6	1,459	10	12	..	1,487	111,668	56,583	168,251
28 Namakkal	7	837	6	80	..	930	75,482	43,542	119,024
29 Tiruchirappalli	54	335	30	172	..	591	60,023	49,556	109,579
30 Pudukottai	22	1,246	3	123	..	1,394	84,115	44,631	128,746
31 Ariyalur	61	732	..	164	..	957	75,660	49,998	125,658
32 Erode	7	1,129	8	99	..	1,243	96,819	56,642	153,461
33 Coimbatore	5	268	44	58	..	375	58,252	44,676	102,928
34 Pollachi	17	599	54	128	..	798	80,121	53,864	133,985
35 The Nilgiris	20	200	7	98	..	325	27,480	20,819	48,299
Total ..	1,239 *	17,969	873	5,889	3	25,973	2,308,292	1,567,233	3,875,525

* Includes 5 Central Government schools.

16. Number of Primary Schools Opened and Closed during the year 1964-65.

Management.	Number of Schools on the 31st March 1963.	Number of schools closed during the year.	Number of schools converted into Basic schools.	Number newly opened during the year.	Number of Schools on the 31st March 1964.
(1)	(2)	(3)	(4)	(5)	(6)
Central Government	10	5	5
State Government	1,214	14	6	40	1,234
Panchayat Union	17,614	*376	157	*888	17,969
Municipal Board	841	32	873
Aided	5,919	-	50	20	5,889
Unaided	25	@22	3
Total ..	25,623	417	213	980	25,973

* Some of the schools are transferred to other educational districts due to partition of educational districts.

@ Converted as aided.

17. Number of Aided Elementary and Basic Schools managed by Teacher-Managers.

Deleted.

18. Number of Elementary School Buildings constructed during the year 1964-65.

Serial number and District.	Public agencies.			Private agencies.				Total.
	Government.	Panchayat Union.	Municipal.	Aided.		Unaided.		
				Mission.	Non-mission.	Mission.	Non-mission.	
(1)	(2)	(3)	(4)	(5)	(6)	(7)	(8)	(9)
1 Madras North
2 Madras South
3 Saidapet	4	..	1	1	6
4 Chingleput	24	24
5 Tiruvallur	14	1	3	18
6 Villupuram	16	8	24
7 Cuddalore	16	..	5	4	25
8 Vridhachalam	3	20	8	31
9 Nagapattinam	26	26
10 Thanjavur	1	12	13
11 Mayuram	16	5	21
12 Dindigul	2	15	5	22
13 Madurai..	6	3	9
14 Usilampatti	1	19	7	27
15 Devakottai
16 Virudhunagar	6	1	1	2	10
17 Ramanathapuram	11	..	1	12
18 Tirunelveli North	8	..	4	3	15
19 Tirunelveli South
20 Tirunelveli Central	2	2
21 Kanyakumari
22 Thuckalay
23 Vellore	2	1	3
24 Tiruvannamalai	1	24	..	2	2	29
25 Tiruppattur	5	1	6
26 Salem	2	2	4
27 Dharmapuri	45	45
28 Namakkal	16	16
29 Tiruchirappalli..
30 Pudukkottai	29	..	1	1	31
31 Ariyalur
32 Erode
33 Coimbatore	6	2
34 Pollachi
35 Nilgiris
Total ..	8	344	5	18	51	..	1	427

19. Boys in the Primary Classes compared with the male population in the age-group 6 to 12 (1964-65).

Serial number and district. (1)	Male population. (a) (2)	Estimated male population in the age group 6 to 12. (b) (3)	Number of boys reading in Standards/ Grades I to V. (4)	Percentage of columns (4) to (3). (5)
1 Madras North	954,158	137,399	74,789	94.75
2 Madras South			55,400	
3 Saidapet	1,175,355	169,250	66,202	99.61
4 Chingleput			49,319	
5 Tiruvallur			53,085	
6 Villupuram	1,610,991	231,982	68,928	94.36
7 Cuddalore			72,267	
8 Vridhachalam	1,688,933	243,206	77,716	99.44
9 Nagapattinam			81,652	
10 Thanjavur			73,181	
11 Mayuram	1,685,774	242,751	87,018	104.18
12 Dindigul			91,171	
13 Madurai	1,233,229	177,584	73,412	113.91
14 Usilampatti			88,321	
15 Devakottai			83,902	
16 Virudhunagar	1,395,228	200,912	55,081	96.29
17 Ramanathapuram Central			63,806	
18 Tirunelveli North	528,352	76,083	85,194	152.41
19 Tirunelveli South			57,584	
20 Tirunelveli Central			50,682	
21 Nagercoil	1,659,131	238,914	58,539	102.15
22 Thuckalay			57,423	
23 Vellore	2,017,906	290,578	84,278	94.48
24 Tiruvannamalai			83,456	
25 Tiruppattur			76,325	
26 Salem	1,666,056	239,911	95,015	97.11
27 Dharmapuri			1,06,173	
28 Namakkal	1,898,028	273,315	74,814	101.36
29 Tiruchirappalli			62,134	
30 Padukkottai			97,223	
31 Ariyalur	224,283	32,296	73,635	97.53
32 Erode			117,161	
33 Coimbatore	17,737,424	2,554,181	5,484	171
34 Pollachi			84,399	
35 Nilgiris			31,500	
Total			25,85,769	

(a) Estimated for 1964 based on an annual increase of 1.2 per cent on the 1961 Census.

(b) Estimated at 14.4 per cent of the population (population in the age-group 6 plus to 11 plus).

20. Girls in the Primary Classes compared with the female population in the age-group 6 to 12 (1964-65).

Serial number and District.	Female population (a).	Estimated female population in the age-group 6 to 12 (b).	Number of girls reading in Standards/ Grades I to V.	Percentage of columns (4) to (3).
(1)	(2)	(3)	(4)	(5)
1 Madras North	859,485	123,765	71,560	96.00
2 Madras South			48,453	
3 Saidapet	1,128,396	162,488	47,039	69.21
4 Chingleput			32,487	
5 Tiruvallur			32,907	
6 Villupuram			39,029	
7 Cuddalore			50,331	
8 Vriddhachalam	1,585,939	228,375	48,264	60.65
9 Nagapattinam			60,594	
10 Thanjavur	1,715,623	247,049	50,285	71.44
11 Mayuram			65,614	
12 Dindigul			62,465	
13 Madurai			58,016	
14 Usilampatti	1,682,386	242,263	61,047	74.93
15 Devakottai			59,665	
16 Virudhunagar	1,306,912	188,195	43,133	80.00
17 Ramanathapuram Central			47,764	
18 Tirunelveli North	1,468,480	211,461	66,656	84.64
19 Tirunelveli South			49,981	
20 Tirunelveli Central			62,361	
21 Nagercoil	517,281	74,488	24,412	100.73
22 Thuckalay			50,625	
23 Vellore	1,640,958	236,297	57,928	67.64
24 Tiruvannamalai			52,508	
25 Tiruppattur			49,402	
26 Salem	1,972,109	283,983	63,132	83.38
27 Dharmapuri			57,106	
28 Namakkal			44,205	
29 Tiruchirappalli	1,679,923	241,912	51,496	64.70
30 Pudukkottai			54,707	
31 Ariyalur			50,319	
32 Erode	1,833,300	264,015	71,836	71.77
33 Coimbatore			58,408	
34 Pollachi			59,241	
35 Nilgiris	205,027	29,524	25,722	87.12
Total	17,595,819	2,533,815	18,29,658	72.20

(a) Estimated for 1964 based on an annual increase of 1.2 per cent on the 1961 Census.

(b) Estimated at 14.4 per cent of the population (population in the age-group 6 plus to 11 plus).

21. Number of trained and untrained teachers by languages in Elementary Schools (1984-85).

Teachers whose language is	Number of trained teachers.					Number of untrained teachers.					Grand total.	
	Post-Graduate.	Graduates.	Passed Inter-Matriculation.	Non-matriculate.	Total.	Post-Graduates.	Graduates.	Passed Inter/Matriculation.	Non-matriculates.	Total.		
(1)	(2)	(3)	(4)	(5)	(6)	(7)	(8)	(9)	(10)	(11)	(12)	
Tamil ..	Men ..	9	125	29,720	38,515	68,369	..	6	894	1,435	2,335	70,704
	Women ..	2	22	10,783	27,275	38,132	..	3	218	441	562	38,794
Telugu ..	Men	449	432	881	131	117	308	1,189
	Women	61	168	230	18	8	26	256
Malayalam.	Men	1	126	140	267	..	1	3	5	9	276
	Women	82	161	243	..	1	7	3	11	254
Urdu ..	Men	105	271	376	9	8	17	393
	Women	97	266	363	3	8	11	374
Kannada..	Men	14	60	74	11	3	14	88
	Women	2	3	5	1	1	2	7
Other languages.	Men	5	12	17	13	13	30
	Women	10	16	26	18	18	44
Total ..	Men ..	9	126	30,419	39,430	69,984	..	7	1,048	1,581	2,696	72,680
	Women ..	2	22	11,035	27,889	38,999	..	4	247	479	630	39,729

22. Number of teachers, the percentage of trained teachers to the total number, the number of pupils per teacher and per trained teacher in Primary Schools.

Districts. (1)	Number of teachers trained.			Total number of teachers.		
	Men. (2)	Women. (3)	Total. (4)	Men. (5)	Women. (6)	Total. (7)
1 Madras North	882	2,729	3,611	895	2,747	3,642
2 Madras South	763	2,406	3,169	763	2,406	3,169
3 Saidapet	1,205	1,761	2,966	1,239	1,789	3,028
4 Chingleput	1,511	447	1,958	1,606	467	2,073
5 Tiruvallur	1,625	541	2,166	1,741	570	2,311
6 Villupuram	2,374	466	2,840	2,421	469	2,890
7 Cuddalore	1,365	424	1,789	1,407	424	1,831
8 Vridhachalam	2,825	527	3,352	2,857	534	3,391
9 Nagapattinam	3,045	870	3,915	3,168	880	4,048
10 Thanjavur	2,080	675	2,755	2,104	682	2,786
11 Mayuram	2,763	815	3,578	2,789	820	3,609
12 Dindigul	2,141	1,027	3,168	2,141	1,030	3,171
13 Madurai	1,346	2,053	3,399	1,346	2,053	3,399
14 Usilampatti	2,263	1,435	3,698	2,348	1,459	3,807
15 Devakottai	2,056	1,063	3,119	2,080	1,066	3,146
16 Virudhunagar	1,566	909	2,475	1,566	909	2,475
17 Ramanathapuram Central	1,948	1,149	3,097	1,981	1,182	3,163
18 Tirunelveli North	2,680	1,970	4,650	2,680	1,970	4,650
19 Tirunelveli South	1,763	1,663	3,426	1,775	1,674	3,449
20 Tirunelveli Central	2,898	1,515	4,413	2,918	1,527	4,445
21 Nagercoil	455	438	893	455	440	895
22 Thuckalay	1,239	1,207	2,446	1,258	1,214	2,472
23 Vellore	2,496	1,100	3,596	2,563	1,114	3,677
24 Tiruvannamalai	3,087	685	3,772	3,108	686	3,794
25 Tirupattur	2,397	959	3,356	2,538	959	3,497

22. Number of teachers, the percentage of trained teachers to the total number, the number of pupils per teacher and per trained teacher in Primary Schools—*cont.*

Districts. (1)	Number of teachers trained.			Total number of teachers.		
	Men. (2)	Women (3)	Total. (4)	Men. (5)	Women. (6)	Total. (7)
26 Salem	1,857	1,308	3,165	1,891	1,317	3,208
27 Dharmapuri	2,454	561	3,015	3,392	758	4,150
28 Namakkal	2,591	1,072	3,663	2,597	1,075	3,672
29 Tiruchirappalli	1,924	1,438	3,362	1,982	1,456	3,438
30 Pudukkottai	2,698	963	3,661	2,835	986	3,821
31 Ariyalur	2,946	904	3,850	3,094	954	4,048
32 Erode	2,548	911	3,454	2,778	961	3,739
33 Coimbatore	1,396	1,303	2,699	1,438	1,353	2,791
34 Pollachi	1,943	1,212	3,155	2,065	1,303	3,368
35 The Nilgiris	859	493	1,352	861	495	1,356
Total ..	69,984	38,999	108,983	72,680	39,729	1,12,409

22. Number of teachers, the percentage of trained teachers to the total number, the number of pupils per teacher and per trained teacher in Primary Schools—cont.

264A-24-61

Districts.	Per centage of trained teachers to total number in each.			Total number of pupils on rolls.			Number of pupils per trained teacher. (14)	Number of pupils per teacher. (15)
	Men. (8)	Women. (9)	Total. (10)	Boys. (11)	Girls. (12)	Total. (13)		
1 Madras North	98.5	99.3	99.1	75,193	72,657	147,850	40	40
2 Madras South	100.0	100.0	100.0	57,176	47,839	105,015	33	33
3 Saidapet	97.2	98.4	97.9	63,139	44,802	107,941	36	35
4 Chingleput	94.1	95.7	94.4	44,544	27,296	71,840	36	35
5 Tiruvallur	93.3	94.9	93.7	47,936	28,382	76,318	35	33
6 Villupuram	98.0	99.3	98.3	63,998	35,316	99,314	34	34
7 Cuddalore	97.0	100.0	97.7	43,834	26,550	70,384	39	38
8 Vridhachalam	98.8	98.7	98.8	76,171	45,279	121,450	36	36
9 Nagapattinam	96.1	98.8	96.7	80,795	57,221	138,016	35	34
10 Thanjavur	98.8	98.9	98.9	62,569	41,876	104,445	37	37
11 Mayuram	99.1	99.4	99.1	72,341	53,197	125,538	35	34
12 Dindigul	100.0	99.7	99.9	64,887	39,627	104,514	33	33
13 Madurai	100.0	100.0	100.0	62,686	47,330	110,016	32	32
14 Usilampatti	96.3	98.3	97.1	72,849	48,663	121,512	32	32
15 Devakottai	98.8	99.7	99.1	69,386	46,070	115,456	37	36
16 Virudhunagar	100.0	100.0	100.0	43,833	32,020	75,853	31	30
17 Ramanathapuram Central	98.3	97.2	97.9	59,392	42,504	101,896	33	32
18 Tirunelveli North	100.0	100.0	100.0	79,501	59,296	138,797	30	30
19 Tirunelveli South	99.3	99.3	99.3	55,256	47,381	102,637	30	30
20 Tirunelveli Central	99.3	99.2	99.3	74,663	55,393	130,056	29	29
21 Nagercoil	100.0	99.8	99.9	17,213	14,952	32,165	36	36
22 Thuckalay	98.5	99.5	98.9	48,401	42,487	90,888	37	37
23 Vellore	97.4	98.7	97.8	75,985	49,290	125,275	35	34
24 Tiruvannamalai	99.3	99.9	99.4	76,804	46,354	123,158	33	32
25 Tirupattur	94.4	100.0	95.9	75,648	46,694	122,342	36	35

22. Number of teachers, the percentage of trained teachers to the total number, the number of pupils per teacher and per trained teacher in Primary Schools—cont.

Districts.	Percentage of trained teachers to total number in each.			Total number of pupils on rolls.			Number of pupils per trained teacher.	Number of pupils per teacher.
	Men. (8)	Women. (9)	Total. (10)	Boys. (11)	Girls. (12)	Total. (13)		
26 Salem	98.2	99.3	98.6	74,472	48,446	122,918	39	38
27 Dharmapuri	72.3	74.0	72.7	111,668	56,583	168,251	55	40
28 Namakkal	97.1	99.7	99.7	75,482	43,542	119,024	32	32
29 Tiruchirappalli	97.1	98.7	97.8	60,023	49,556	109,579	32	32
30 Pudukkottai	95.1	97.6	95.8	84,115	44,631	128,746	35	34
31 Ariyalur	95.2	94.7	95.1	75,660	49,998	125,658	33	31
32 Erode	91.5	94.8	92.4	96,819	56,642	153,461	44	41
33 Coimbatore	97.1	96.3	96.7	58,252	44,676	102,928	38	37
34 Pollachi	94.1	93.0	93.6	80,121	53,864	133,985	42	40
35 The Nilgiris	99.7	99.8	99.7	27,480	20,819	48,299	36	35
Total ..	96.8	98.2	96.9	2,308,292	1,567,233	3,875,525	35	34

23. Number of Elementary and Basic School Teachers' Association—1964-65.

Districts.	Elementary Schools.		Basic Schools.	
	Number of Teachers' Associations.	Number of meetings held during the year.	Number of Teachers' Associations.	Number of meetings held during the year.
(1)	(2)	(3)	(4)	(5)
1 Madras North	22	242
2 Madras South	19	164
3 Saidapet	83	462
4 Chingleput	47	517
5 Tiruvallur	40	417
6 Villupuram	43	473
7 Cuddalore	30	346
8 Vridhaachalam	55	605
9 Nagapattinam	67	727
10 Thanajvur	44	484
11 Mayuram	60	660
12 Dindigul	66	727
13 Madurai	32	345	5	54
14 Usilampatti	61	667
15 Devakottai	67	715
16 Virudhunagar	46	506
17 Ramanathapuram Central	63	693
18 Tirunelveli North	82	900
19 Tirunelveli South	76	760
20 Tirunelveli Central	50	502
21 Nagercoil	16	160
22 Thuckalay	30	300
23 Vellore	47	502
24 Tiruvannamalai	64	704	7	77
25 Tirupattur	56	616
26 Salem	48	528
27 Dharmapuri	73	805
28 Namakkal	63	693
29 Tiruchirappalli	47	517
30 Pudukkottai	68	748
31 Ariyalur	61	671
32 Erode	55	605	10	110
33 Coimbatore	39	429
34 Pollachi	51	510
35 The Nilgiris	21	231	3	33
Total ..	1,797	18,931	25	274

24. Number of Basic Schools and Scholars by districts—1964-65.

District.	Number of institutions by management.					Total.	Strength.		
	Government.	Panchayat Union.	Municipal Board.	Private.			Boys.	Girls.	Total.
				Aided.	Un-aided.				
(1)	(2)	(3)	(4)	(5)	(6)	(7)	(8)	(9)	(10)
1 Madras, North	4	9	..	13	3,785	1,778	5,563
2 Madras, South	5	4	..	9	2,040	2,334	4,374
3 Saidapet	7	72	8	32	..	119	13,234	8,943	22,177
4 Chingleput	8	51	9	14	..	82	9,482	6,419	15,901
5 Tiruvallur	8	93	..	25	..	126	9,340	6,148	15,488
6 Villupuram	5	35	19	34	..	93	11,427	8,804	20,231
7 Cuddalore	33	204	31	106	..	374	39,188	27,030	66,218
8 Virudhachalam	4	57	..	34	..	95	9,489	5,856	15,345
9 Nagapattinam	2	69	..	67	..	138	11,785	8,015	19,800
10 Thanjavur	7	58	16	52	..	133	17,649	11,919	29,568
11 Mayuram	10	108	..	107	..	225	23,393	17,123	40,516
12 Dindigul	33	124	25	122	..	304	35,818	27,444	63,262
13 Madurai	4	41	8	37	..	90	20,376	15,739	36,115
14 Usilampatti	57	123	4	76	..	260	26,857	18,287	45,144
15 Devakottai	144	9	65	..	218	25,252	18,431	43,683
16 Virudhunagar	9	80	8	86	..	183	18,088	14,894	32,982
17 Ramanathapuram Central	3	100	..	47	..	150	10,594	8,300	18,894
18 Tirunelveli North	12	60	2	155	..	229	19,484	14,150	33,634
19 Tirunelveli South	11	..	87	..	98	11,311	9,120	20,431
20 Tirunelveli Central	4	19	79	..	102	15,817	12,165	27,982
21 Kanyakumari	43	6	..	49	8,241	7,038	15,279
22 Thuckalay	30	3	..	33	7,102	5,924	13,026
23 Vellore	8	51	25	48	..	132	17,841	12,861	30,702
24 Tiruvannamalai	10	119	..	47	..	176	14,432	8,308	22,740
25 Tirupattur	1	33	3	18	..	55	7,663	5,159	12,822
26 Salem	1	133	12	34	..	180	29,177	18,703	47,880
27 Dharmapuri	3	5	1	..	9	3,331	2,831	6,162
28 Namakkal	9	..	16	..	25	4,476	3,030	7,506
29 Tiruchirappalli	2	30	3	27	..	62	9,455	6,875	16,330
30 Pudukottai	7	96	20	35	..	158	18,284	12,830	31,114
31 Ariyalur	4	18	..	14	..	36	3,489	2,263	5,752
32 Erode	1	103	21	51	..	176	24,447	17,013	41,460
33 Coimbatore	182	3	25	..	210	22,656	15,328	37,984
34 Pollachi	71	..	12	..	83	10,502	6,890	17,392
35 The Nilgiris	1	17	12	29	..	59	7,098	6,062	13,160
Total	310	2,299	271	1,604	..	4,484	522,603	374,014	896,617

25. Number of Basic School buildings constructed during the year—1964-65.

District.	Public Agencies.			Private Agencies.				Total.
	Government.	Panchayat Union.	Municipal.	Aided.		Un-aided.		
				Mission.	Non-Mission.	Mission.	Non-Mission.	
(1)	(2)	(3)	(4)	(5)	(6)	(7)	(8)	(9)
1 Madras, North	1	..	2	3
2 Madras, South
3 Saidapet
4 Chingleput
5 Tiruvallur
6 Villupuram
7 Cuddalore	6	2	4	5	17
8 Virudhachalam	1	1
9 Nagapattinam
10 Thanjavur
11 Mayuram
12 Dindigul
13 Madurai
14 Usilampatti	1	1
15 Devakottai
16 Virudhunagar
17 Ramanathapuram Central	..	1	..	1	2
18 Tirunelveli, North
19 Tirunelveli, South
20 Tirunelveli, Central
21 Kanyakumari
22 Thuckalay
23 Vellore	1	..	1	2
24 Tiruvannamalai
25 Tirupattur
26 Salem
27 Dharmapuri
28 Namakkal
29 Tiruchirappalli
30 Pudukottai	9	9
31 Ariyalur
32 Erode
33 Coimbatore	4	4
34 Pollachi
35 The Nilgiris
Total	22	3	6	8	39

26. Number of Indian Secondary Schools for Boys and Scholars by districts—1964-65.

Districts (1)	Number of institutions by management.					Total. (7)	Strength.		Total. (10)
	Government. (2)	District Board. (3)	Municipal. (4)	Private.			Boys. (8)	Girls. (9)	
				Aided. (5)	Un-aided. (6)				
1 Madras, North	2	..	5	28	1	36	32,330	1,771	34,101
2 adras, South	7	..	6	25	..	38	34,339	4,636	38,975
3 aidapet	2	27	1	15	..	45	21,225	5,337	26,562
4 Chingleput	25	..	8	..	33	11,598	2,113	13,711
5 Tiruvallur	30	..	4	..	34	12,078	1,805	13,883
Villupuram	34	1	8	..	43	13,610	1,668	15,278
7 Cuddalore	1	23	1	17	..	42	23,458	2,528	25,986
8 Virudhachalam	41	..	2	..	43	14,495	1,637	16,132
9 Nagapattinam	35	..	21	..	56	23,544	4,079	27,623
10 Thanjavur	36	..	11	..	47	20,671	4,227	24,898
11 Mayuram	19	3	25	1	48	24,433	5,669	32,102
12 Dindigul	1	34	3	11	..	49	20,369	3,146	23,515
13 Madurai	20	9	20	..	49	25,738	2,143	27,881
14 Usilampatti	3	28	..	19	..	50	18,668	3,105	21,773
15 Devakottai	2	41	1	21	..	65	22,186	4,139	26,325
16 Virudhunagar	34	2	15	..	51	16,021	2,237	18,258
17 Ramanathapuram, Central	39	1	14	..	54	13,766	3,275	17,041
18 Tirunelveli, North	38	1	21	..	60	18,570	2,753	21,323
19 Tirunelveli, South	19	..	24	1	44	12,127	3,708	15,835
20 Tirunelveli, Central	6	10	3	25	..	44	23,427	3,903	27,330
21 Nagercoil	21	20	..	41	17,923	10,690	28,613
22 Thuckalay	29	39	..	68	27,528	19,172	46,700
23 Vellore	1	42	4	11	1	59	26,144	5,801	31,945
Tiruvannamalai	53	1	3	..	57	21,652	2,671	24,323

25	Tirupattur	38	3	7	..	48	19,548	3,491	23,039
26	Salem	1	39	6	13	..	59	27,271	4,426	31,697
27	Dharmapuri	60	..	1	..	61	18,708	3,809	22,517
28	Namakkal	51	1	4	..	56	24,934	6,092	31,026
29	Tiruchirappalli	3*	17	1	28	..	49	29,522	4,487	34,009
30	Pudukottai	1	43	2	13	..	64	22,948	3,638	26,586
31	Ariyalur	62	..	8	..	70	21,116	4,056	25,172
32	Erode	1	45	4	13	..	63	25,633	4,790	30,423
33	Coimbatore	27	10	25	..	62	27,045	6,455	33,500
34	Pellachi	41	6	14	..	61	20,954	4,504	25,458
35	The Nilgiris	1	27	2	8	..	38	11,663	2,174	13,837
Total		32	1,078	77	546	4	1,787	7,47,247	1,50,135	8,97,382

* Includes 1 Central School (Southern Railway Mixed High School, Golden Rock, Tiruchirappalli).

27. Number of Indian Secondary Schools for Girls and Scholars by districts—1964-65.

Districts. (1)	Number of institutions by management.					Total. (7)	Strength.		Total. (10)
	Government. (2)	District Board. (3)	Municipal. (4)	Private.			Boys. (8)	Girls. (9)	
				Aided. (5)	Un-aided. (6)				
1 Madras North	1	..	4	20	..	25	218	16,883	17,101
2 Madras South	7	..	1	14	..	22	643	21,527	28,170
3 Saidapet	3	7	..	10	..	4,489	4,489
4 Chingleput	1	2	..	3	..	1,315	1,315
5 Tiruvellur	2	..	1	1	..	4	..	927	927
6 Villupuram	2	..	1	..	3	..	2,121	2,121
7 Cuddalore	4	3	..	4	..	11	..	5,320	5,320
8 Virudhachalam	5	5	..	1,855	1,855
9 Nagapattinam	1	1	4	..	6	..	3,121	3,121
10 Thanjavur	3	..	3	..	6	31	2,811	2,842
11 Mayuram	2	1	..	9	..	12	..	4,926	4,926
12 Dindigul	1	3	..	6	..	10	..	5,222	5,222
13 Madurai	1	1	6	8	..	16	380	12,097	12,477
14 Usilampatti	1	1	1	5	..	8	..	4,365	4,365
15 Devakottai	1	2	1	6	..	10	..	4,013	4,013
16 Virudhunagar	1	7	..	8	..	4,661	4,661
17 Ramanathapuram Central	3	..	1	..	4	..	1,436	1,436
18 Tirunelveli North	4	..	6	..	10	..	4,811	4,811
19 Tirunelveli South	5	..	7	..	12	..	2,510	2,510
20 Tirunelveli Central	2	1	2	7	..	12	245	6,750	6,995
21 Nagercoil	1	5	..	6	423	3,026	3,449
22 Thukkalay	1	7	..	8	..	3,808	3,808
23 Vellore	1	9	..	3	..	13	..	5,456	5,456
24 Tiruvannamalai	4	1	3	..	8	..	3,010	3,010

25	Tirupattur	1	4	..	3	..	8	..	2,960	2,960
26	Salem	1	1	1	8	..	9	..	7,690	7,690
27	Dharmapuri	1	2	3	..	1,658	1,658
28	Namekkal	1	2	..	2	..	5	..	3,028	3,028
29	Tiruchirappalli	1	1	..	9	..	11	100	10,233	10,333
30	Pudukkottai	2	3	..	3	..	8	..	3,582	3,582
31	Ariyalur	1	..	5	..	6	..	1,387	1,387
32	Erode	1	3	..	3	..	7	..	4,591	4,591
33	Coimbatore	2	2	5	11	..	20	38	12,356	12,356
34	Pollachi	1	1	3	2	..	6	..	4,744	4,744
35	The Nilgiris	8	..	8	10	3,315	3,325
Total		39	68	28	188	..	323	2,088	1,82,004	1,84,092

28. Number of Indian Secondary Schools for Boys according to the degree of completeness (1964-65).

Standards. (1)	Management.							Total. (9)
	Central Government. (2)	State Government. (3)	District Board. (4)	Panchayat Board. (5)	Municipal Board. (6)	Aided. (7)	Un-aided. (7)	
Standard XI	1	92	799	1	82	441	2	1,418
Standard X	2	126	..	5	25	..	158
Standard IX	10	107	..	10	22	..	149
Standard VI to VIII	19	3	..	4	34	2	62
Total ..	1	123	1,035	1	101	522	4	1,787

29. Number of Indian Secondary Schools for Girls according to the degree of completeness.

Standards. (1)	Management.							Total. (9)
	Central Government. (2)	State Government. (3)	District Board. (4)	Panchayat Board. (5)	Municipal Board. (6)	Aided. (7)	Un-aided. (8)	
Standard XI	1	45	41	..	25	166	..	278
Standard X	3	4	..	1	7	..	15
Standard IX	1	9	..	2	8	..	21
Standard VI to VIII	3	6	..	9
Total ..	1	52	54	..	29	187	..	323

30. Boys in (Indian) Secondary Schools.

District.	Male population.	Boys in Indian Secondary Schools on 31st March.		Percentage of column (4) to column (2).
		1964.	1965.	
(1)	(2)	(3)	(4)	(5)
Madras, North	954,158	27,271	32,548	7.07
Madras, South		31,662	34,982	
Saidapet	1,175,355	18,807	21,225	3.82
Chingleput		10,266	11,598	
Tiruvellore	1,610,991	10,300	12,978	3.20
Villupuram		11,306	13,610	
Cuddalore	1,688,933	19,447	23,458	4.18
Virudachalam		12,831	14,495	
Nagapattinam	1,685,774	32,677	23,544	3.86
Thanjavur		30,216	20,702	
Mayuram	1,233,229	..	26,433	4.21
Dindigul		23,774	20,369	
Madurai	1,395,228	33,370	26,118	3.89
Usilampatti		..	18,668	
Devakottai	1,659,131	20,932	22,186	4.06
Virudhunagar		14,959	16,021	
Ramanathapuram, Central	1,666,056	12,984	13,766	4.42
Tirunelveli, North		16,109	18,570	
Tirunelveli, South	1,898,028	11,182	12,127	3.88
Tirunelveli, Central		22,260	23,672	
Nagercoil	2,017,906	17,144	18,346	8.68
Thuckalay		28,474	27,528	
Vellore	1,659,131	24,163	26,144	4.06
Tiruvannamalai		18,600	21,652	
Tirupattur	2,017,906	35,140	19,548	3.51
Salem		23,889	27,271	
Dharmapuri	1,666,056	15,105	18,708	4.42
Namakkal		22,109	24,934	
Tiruchirappalli	1,898,028	26,676	29,622	3.88
Pudukottai		20,331	22,948	
Ariyalur	224,283	17,721	21,116	6.20
Erode		24,636	25,638	
Coimbatore	224,283	23,726	27,083	6.20
Pollachi		18,658	20,954	
The Nilgiris	224,283	10,385	11,673	6.20
Total	17,737,424	687,110	749,335	4.22

31. Girls in (Indian) Secondary Schools.

District.	Female population.	Girls in Indian Secondary Schools on 31st March.		Percentage of column (4) to column (2).
		1964.	1965.	
(1)	(2)	(3)	(4)	(5)
1 Madras, North	859,485	15,324	18,654	5.21
2 Madras, South		23,086	26,163	
3 Saidapet	1,128,396	8,095	9,826	1.41
4 Chingleput		2,890	3,428	
5 Tiruvellore		2,294	2,732	
6 Villupuram		3,009	3,789	
7 Cuddalore	1,585,930	5,763	7,848	1.09
8 Virudachalam		2,799	3,492	
9 Nagapattinam	1,715,623	10,070	7,200	3.08
10 Thanjavur		11,253	7,038	
11 Mayuram	10,595	
12 Dindigul	1,682,386	10,325	8,368	4.31
13 Madurai		14,157	14,240	
14 Usilampatti	1,306,912	..	7,470	7.46
15 Devakottai		7,105	8,152	
16 Virudhunagar		6,234	6,898	
17 Ramanathapuram, Central		4,111	4,711	
18 Tirunelveli, North	1,468,480	6,478	7,564	6.29
19 Tirunelveli, South		5,640	6,218	
20 Tirunelveli, Central		9,556	10,653	
21 Nagercoil	517,281	11,928	13,716	7.09
22 Tuckalay		23,170	22,980	
23 Vellore	1,640,958	8,044	11,257	1.98
24 Tiruvannamalai		4,593	5,681	
25 Tirupattur		6,108	6,451	
26 Salem		10,082	12,116	
27 Dharmapuri	1,972,109	4,184	5,467	2.94
28 Namakkal		7,249	9,120	
29 Tiruchirappalli	1,679,923	12,595	14,720	2.46
30 Pudukottai		6,271	7,220	
31 Ariyalur		4,300	5,443	
32 Erode	1,833,360	7,832	9,381	4.80
33 Coimbatore		15,188	18,811	
34 Pollachi	205,027	7,865	9,248	2.67
35 The Nilgiris		4,683	5,489	
Total ..	17,595,819	282,281	332,139	1.88

32. Strength of Indian Secondary Schools for Boys—Standardwise (1964-65).

							Boys.	Girls.	Total.	
							(1)	(2)	(3)	
Standard	XI	82,956	12,639	95,595	
Standard	X	1,13,541	16,94	130,435	
Standard	IX	1,57,083	26,691	183,774	
Standard	VIII	1,10,829	22,165	132,994	
Standard	VII	1,22,991	27,282	150,273	
Standard	VI	1,43,049	34,028	177,077	
Standard	V	5,295	2,046	7,341	
Standard	IV	3,348	1,854	5,202	
Standard	III	2,687	1,882	4,569	
Standard	II	2,576	2,091	4,667	
Standard	I	8,892	2,563	5,455	
Total							..	747,247	150,135	8,97,382

Total number of Schools 1,787

33. Strength of Indian Secondary Schools for Girls—Standardwise (1964-65).

							Boys.	Girls.	Total.	
							(1)	(2)	(3)	
Standard	XI	Nil.	18,285	18,285	
Standard	X	Nil.	26,308	26,308	
Standard	IX	Nil.	39,931	39,931	
Standard	VIII	18	26,354	26,372	
Standard	VII	29	28,340	28,369	
Standard	VI	66	31,684	31,750	
Standard	V	283	2,961	3,244	
Standard	IV	359	2,515	2,874	
Standard	III	461	2,144	2,605	
Standard	II	414	1,730	2,144	
Standard	I	458	1,752	2,210	
Total							..	2,088	182,004	184,092

Total number of Schools .. 323

34. Number of trained and untrained teachers by languages in Secondary Schools, 1964-65.

Teachers whose language is	Number of trained teachers.					Number of untrained teachers.					
	Post-Graduates.	Graduate.	Passed Inter/Matriculate.	Non-Matriculate.	Total.	Post-Graduates.	Graduate.	Passed Inter/Matriculate.	Non-Matriculate.	Total.	Grand total.
(1)	(2)	(3)	(4)	(5)	(6)	(7)	(8)	(9)	(10)	(11)	(12)
Tamil	536	8,581	15,355	3,811	28,283	45	2,003	447	635	3,130	31,413
{ Men ..	112	2,601	5,825	1,108	9,646	24	425	221	196	866	10,512
{ Women ..											
Telugu	5	154	318	53	530	1	40	16	21	78	600
{ Men ..	2	44	87	17	150	..	2	2	1	5	155
{ Women ..											
Malayalam .. .	5	136	231	45	417	..	1	15	5	21	438
{ Men ..	1	34	82	29	146	..	6	15	5	26	172
{ Women ..											
Urdu	2	40	80	18	140	..	2	3	..	5	145
{ Men	25	27	12	64	1	..	1	65
{ Women ..											
Kannada	4	27	1	32	32
{ Men ..	1	7	34	..	42	42
{ Women ..											
Other languages .. .	3	61	301	91	456	..	7	27	20	54	510
{ Men ..	3	28	199	35	265	..	3	11	8	22	287
{ Women ..											
Grand Total .. .	551	8,976	16,312	4,019	29,858	46	2,053	508	681	3,288	33,146
{ Men ..	119	2,739	6,254	1,201	10,313	24	436	250	210	920	11,233
{ Women ..											

35. Number of Colleges for Men and Scholars by districts (Arts and Science), 1964-65..

District. (1)	Number of Colleges.				Strength.		
	Government. (2)	Aided. (3)	Unaided. (4)	Total. (5)	Boys. (6)	Girls. (7)	Total (8)
Madras	2	6	..	8	9,908	322	10,230
Chingleput	1	3	..	4	3,185	107	3,292
South Arcot	1	1	360	..	360
Thanjavur	1	4	..	5	4,413	211	4,624
Madurai	6	1	7	5,445	49	5,494
Ramanathapuram	4	..	4	3,879	78	3,957
Tirunelveli	7	..	7	5,841	..	5,841
Kanyakumari	4	..	4	2,389	768	3,157
North Arcot	1	3	..	4	2,682	9	2,691
Salem	2	1	..	3	1,989	65	2,054
Tiruchirappalli	1	3	..	4	5,407	74	5,481
Coimbatore	1	4	..	5	4,059	30	4,089
Nilgiris	1	1	628	109	737
Total ..	11	45	1	57	50,185	1,822	52,007

36. Number of Colleges for Women and Scholars by districts (Arts and Science), 1964-65.

District. (1)	Number of colleges.				Strength.		
	Government. (2)	Aided. (3)	Unaided. (4)	Total. (5)	Boys. (6)	Girls. (7)	Total. (8)
Madras	2	4	..	6	..	5,928	5,928
Chingleput
South Arcot
Thanjavur	1	1	..	194	194
Madurai	2	..	2	..	1,467	1,467
Ramanathapuram	2	..	2	..	391	391
Tirunelveli	3	..	3	..	1,510	1,510
Kanyakumari
North Arcot	1	..	1	..	475	475
Salem	1	..	1	..	472	472
Tiruchirappalli	2	..	2	..	1,928	1,928
Coimbatore	4	..	4	..	1,784	1,784
Nilgiris
Total ..	3	19	..	22	..	14,149	14,149

37. Number of Training Colleges and Scholars by districts, 1964-65.

264A-24-63

District.	Number of institutions by management.					Total.	Strength.		
	Government.	District Board.	Municipal Board.	Private.			Boys.	Girls.	Total.
				Aided.	Unaided.				
(1)	(2)	(3)	(4)	(5)	(6)	(7)	(8)	(9)	(10)
Madras	2	3	..	5	370	364	734
Chingleput
South Arcot	113 (a)	21 (a)	129
Thanjavur	1	1	23	..	23
Madurai	1	..	1	58	39 *	97
Ramanathapuram	1	..	1	74	26 *	100
Tirunelveli	4 (b)	..	4	164	140	304
Kanyakumari	1	..	1	40	19 *	59
North Arcot	1	1	193	..	193
Salem	1	1	88	..	88
Tiruchirapalli	1	1	249	..	249
Coimbatore	1	1	..	2	99	64	163
The Nilgiris
Total	7	11	..	18	1,471	673	2,139

* Represents girls studying in Men Colleges.

(a) Represents Scholars studying in Annamalai University.

(b) Indicates that two of the Training Colleges are intended for women.

38. Number of Training Schools (Ordinary) for Men and Scholars by districts 1964-65.

District.	Number of institutions by management.					Total.	Strength.		
	Government.	District Board.	Municipal Board.	Private.			Boys.	Girls.	Total.
				Aided.	Unaided.				
(1)	(2)	(3)	(4)	(5)	(6)	(7)	(8)	(9)	(10)
1 Madras (North)
2 Madras (South)	2	2	415	..	415
3 Saidapet
4 Chingleput
5 Tiruvallur
6 Villupuram
7 Cuddalore
8 Virudhachalam
9 Nagapattinam
10 Thanjavur
11 Mayuram
12 Dindigul
13 Madurai
14 Usilampatti
15 Devakottai
16 Virudhunagar
17 Ramanathapuram (Central)
18 Tirunelveli (North)
19 Tirunelveli (South)
20 Tirunelveli (Central)	1	1	200	..	200
21 Nagercoil
22 Thuckalay
23 Vellore
24 Tiruvannamalai

264A. 24-63A

25	Tiruppattur
26	Salem
27	Dharmapuri	1	1	227	..	227
28	Namakkal	1	1	233	..	233
29	Tiruchirappalli	1	1	2	501	..	501
30	Pudukkottai
31	Ariyalur
32	Erode
33	Coimbatore
34	Pollachi
35	The Nilgiris
Total		..	6	1	..	7	1,576	1,576

39. Number of Training Schools (Ordinary for Women and Scholars by districts) 1964-65.

District.	Number of institutions by management.					Total.	Strength.		
	Government.	District Board.	Municipal Board.	Private.			Boys.	Girls.	Total.
				Aided.	Unaided.				
(1)	(2)	(3)	(4)	(5)	(6)	(7)	(8)	(9)	(10)
1 Madras (North)	1	..	1	..	174	174
2 Madras (South)	2	1	..	3	..	329	329
3 Saidapet
4 Chingleput
5 Tiruvallur
6 Villupuram
7 Cuddalore
8 Virudhachalam
9 Nagapattinam
10 Thanjavur	1	..	1	..	80	80
11 Mayuram
12 Dindigul
13 Madurai	1	1	..	120	120
14 Usilampatti
15 Devakottai	1	..	1	..	120	120
16 Virudhunagar
17 Ramanathapuram (Central)
18 Tirunelveli (North)
19 Tirunelveli (South)
20 Tirunelveli (Central)
21 Nagercoil	1	1	..	229	229
22 Thuckalay
23 Vellore	1	1	..	2	..	157	157
24 Tiruvannamalai

25	Tirupattur	1	1	..	154	154
26	Salem	1	1	..	85	85
27	Dharmapuri
28	Namakkal
29	Tiruchirappalli	1	1	..	194	194
30	Pudukkottai
31	Ariyalur
32	Erode
33	Coimbatore
34	Pollachi
35	The Nilgiris
Total		5	..	7	13	..	1,642	1,642

40. Number of Training Schools (Basic) for Men and Scholars by districts 1964-65.

Districts.	Number of institutions by management.					Total.	Strength.		
	Government.	District Board.	Municipal Board.	Private.			Boys.	Girls.	Total.
				Aided.	Unaided.				
(1)	(2)	(3)	(4)	(5)	(6)	(7)	(8)	(9)	(10)
1 Madras (North)
2 Madras (South)
3 Chingleput	1	1	223	..	223
4 Saidapet	1	1	227	..	227
5 Tiruvallur	5	2	505	..	505
6 Villupuram	1	1	..	2	365	..	365
7 Cuddalore	2	1	..	3	596	..	596
8 Vridhachalam	2 *	2	322	..	322
9 Nagapattinam	2	2	382	..	382
10 Thanjavur	5	5	317	..	317
11 Mayuram	3	2	..	5	587	..	587
12 Dindigul	1	2	..	3	439	39	478
13 Madurai	1	1	..	2	440	..	440
14 Usilampatti	1	1	240	..	240
15 Devakottai	1	1	155	..	155
16 Virudhunagar	1	1	..	3	523	..	523
17 Ramanathapuram (Central)	3	3	548	..	548
18 Tirunelveli (North)	2	2	310	..	310
19 Tirunelveli (South)	1	1	194	..	194
20 Tirunelveli (Central)	2	2	..	4	472	..	472
21 Nagercoil	2	1	..	3	447	..	447
22 Thuckalay	1	1	84	..	84
23 Vellore	2	1	3	462	8	470
24 Tiruvannamalai	1	1	196	..	196

25	Tiruppattur	1	1	..	2	234	..	234
26	Salem	2	2	582	..	582
27	Dharmapuri	1	1	192	..	192
28	Namakkal
29	Tiruchirappalli	1	1	..	2	359	..	359
30	Pudukottai	2	2	392	..	392
31	Ariyalur
32	Erode	2	3	..	5	928	..	928
33	Coimbatore	1	1	..	2	278	..	278
34	Pollachi	3	..	3	310	..	310
35	The Nilgiris	1	1	210	..	210
Total				49	20	1	70	11,519	47	11,566

* One Senior Basic, One Junior Basic.

41. Number of Training Schools (Basic) for Women and Scholars by districts 1964-65.

Districts.	Number of institutions by management.					Total.	Strength.		
	Government.	Panchayat Union.	Municipal Board.	Private.			Boys.	Girls.	Total.
				Aided.	Unaided.				
(1)	(2)	(3)	(4)	(5)	(6)	(7)	(8)	(9)	(10)
1 Madras (North)	1	..	1	..	78	78
2 Madras (South)	1	3	..	437	437
3 Saidapet	2	1	..	3	..	457	457
4 Chingleput
5 Tiruvallur
6 Villupuram	1	1	..	183	183
7 Cuddalore	1	2	..	3	..	410	410
8 Vridhachalam
9 Nagapattinam	1	1	..	75	75
10 Thanjavur	1	1	..	280	280
11 Mayuram	1	..	1	..	80	80
12 Dindigul	2	3	..	5	..	535	535
13 Madurai	2	..	2	..	318	318
14 Usilampatti	2	..	2	..	236	236
15 Devakottai	1	1	..	280	280
16 Virudhunagar	1	..	1	..	120	120
17 Ramanathapuram (Central) ..	1	1	..	322	322
18 Tirunelveli (North)	1	..	1	..	79	79
19 Tirunelveli (South)	3	..	3	..	396	396
20 Tirunelveli (Central)	1	3	..	4	..	359	359
21 Nagercoil
22 Thuckalay	1	..	1	..	80	80
23 Vellore	1	1	..	2	..	228	228
24 Tiruvannamalai

264 24A 64

25	Eiruppattur	1	..	1	..	80	80
26	Salem	1	..	1	..	118	118
27	Dharmapuri	1	1	..	190	190
28	Namakkal	2	2	..	380	380
29	Tiruchirappalli	3	..	3	..	477	477
30	Pudukottai	1	1	..	276	276
31	Ariyalur
32	Erode	1	1	..	329	329
33	Coimbatore	1	1	..	292	292
34	Pollachi
35	The Nilgiris	1	..	1	..	80	80
Total		..	19	30	..	49	..	7,175	7,175

42. Number of institutions for Technology — Polytechnics and Scholars by districts.

District, (1)	Number of institutions by management.		Total. (4)	Scholars.		
	Government. (2)	Aided. (3)		Boys. (5)	Girls. (6)	Total. (7)
Madras	6	2	8	2,226	221	2,447
Chingleput	2	2	721	..	721
South Arcot	1 (b)	1 (b)	328	..	328
Thanjavur	2	2	770	..	770
Madurai	2 (a)	..	2 (a)	675	112	787
Ramanathapuram	4	4	1,260	..	1,460
Tirunelvel	1	1	2	413	..	413
Kanyakumari	1	..	1	319	..	319
North Arcot	1	1	2	610	..	610
Salem	1	1	401	..	401
Tiruchirappalli	1	1	2	643	..	643
Coimbatore	2 (a)	3	5	1,624	42	1,666
Total ..	14	18	32	10,248	375	10,623

(a) Includes one institute for women.

(b) Represents Muthiah Polytechnic maintained by the Annamalai University.

43. Number of Industrial Schools and Scholars by districts, 1964-65.

District.	Number of institutions by management.					Total.	Strength.		
	Government.	District Board.	Municipal	Private.			Boys.	Girls.	Total.
				Aided.	Unaided.				
(1)	(2)	(3)	(4)	(5)	(6)	(7)	(8)	(9)	(10)
Madras	3	15	..	18	1,018	385	1,403
Chingleput	1	1	..	2	201	..	201
South Arcot	2	4	..	6	465	77	542
Thanjavur	2	3	..	5	629	38	667
Madurai	3	6	..	9	1,010	81	1,091
Ramanathapuram	3	3	320	..	320
Tirunelveli	3	8	..	11	919	66	985
Kanyakumari	1	5	..	6	289	93	382
North Arcot	2	4	..	6	483	35	518
Salem	3	1	..	4	418	..	418
Tiruchirappalli	3	5	..	8	541	190	731
Coimbatore	2	2	..	4	493	..	493
The Nilgiris	1	1	..	2	127	..	12
Total ..	29	55	..	84	6,913	965	7,878

44. Number of Commercial Schools and Scholars by districts, 1964--65.

District.	Number of institutions under private management.		Total.	Strength.		
	Recognised.	Approved.		Boys.	Girls.	Total.
(1)	(2)	(3)	(4)	(5)	(6)	(7)
1 Madras (North)	42	42	3,632	1,587	5,219
2 Madras (South)	74	74	4,817	2,469	7,286
3 Saidapet	28	28	876	501	1,377
4 Chingleput	3	3	85	46	131
5 Tiruvellore	3	3	218	61	279
6 Villupuram	4	4	258	59	317
7 Cuddalore	10	10	612	112	724
8 Virudachalam	5	5	201	87	288
9 Nagapattinam	25	25	613	136	749
10 Thanjavur	13	13	536	252	788
11 Mayuram	24	24	1,195	457	1,652
12 Dindigul	12	12	373	120	493
13 Madurai	31	31	1,618	494	2,112
14 Usilampatti	3	3	72	22	94
15 Devakottai	13	13	434	120	554
16 Virudhunagar	13	13	443	65	508
17 Ramanathapuram (Central)	4	4	132	50	182
18 Tirunelveli (North)	10	10	467	128	595
19 Tirunelveli (South)	6	6	135	76	211
20 Tirunelveli (Central)	17	17	1,003	362	1,365
21 Nagercoil	11	11	413	360	773
22 Thuckalay	10	16	450	517	967
23 Vellore	15	15	716	215	931
24 Tiruvannamalai	7	7	232	43	275
25 Tirupathur	6	6	118	33	151
26 Salem	10	10	674	90	764
27 Dharmapuri	6	6	148	33	181
28 Namakkal	5	5	172	73	245
29 Tiruchirappalli	24	24	977	489	1,466
30 Pudukkottai	10	10	407	121	528
31 Ariyalur	2	2	98	13	111
32 Erode	8	8	327	68	395
33 Coimbatore	27	27	1,880	916	2,796
34 Pollachi	6	6	341	84	425
35 The Nilgiris	8	8	304	134	438
Total	501	501	24,977	10,393	35,370

45. Number of Technical High Schools by Management, 1964-65.

District. (1)	Number of institutions by management.					Total. (7)	Strength.		
	Government. (2)	District. (2)	Municipal Board. (4)	Private.			Boys. (8)	Girls. (9)	Total. (10)
				Aided. (5)	Unaided. (6)				
Madras	1	1	148	..	148
Chingleput
South Arcot
Thanjavur
Madurai	1	1	159	..	159
Ramanathapuram	1	..	1	82	..	82
Tirunelveli	1	..	1	131	..	131
Kanyakumari	1	1	80	..	80
North Arcot	1	1	65	..	65
Salem
Tiruchirappalli	1	1	..	2	203	..	203
Coimbatore	1	1	..	2	226	..	226
The Nilgiris
Total ..	6	4	..	10	1,094	..	1,094

46. Number of Social (Adult) Education Schools and Scholars by districts—1964-65.

District.	Number of Institutions by management.					Total.	Strength.		
	Government.	Panchayat Union Council.	Municipal Board.	Private.			Boys.	Girls.	Total.
				Aided.	Unaided.				
(1)	(2)	(3)	(4)	(5)	(6)	(7)	(8)	(9)	(10)
1 Madras North	1	1	246	..	246
2 Madras South
3 Saidapet	1	..	1	..	2	23	22	45
4 Chingleput	3	3	52	17	69
5 Tiruvellore	2	..	2	35	4	39
6 Villupuram	5	..	5	116	33	149
7 Cuddalore	18	..	18	205	102	307
8 Vridhachalam	19	..	19	419	23	442
9 Nagapattinam	1	..	1	21	7	28
10 Thanjavur	4	..	4	70	32	102
11 Mayurara	15	..	15	312	91	403
12 Dindigul
13 Madurai	3	..	3	72	3	76
14 Usilampatti	3	..	3	94	..	94
15 Devakottai	2	..	2	51	7	58
16 Virudhunagar	6	..	6	99	22	121
17 Ramanathapuram Central
18 Tirunelveli North	1	40	..	41	834	84	918
19 Tirunelveli South	3	..	3	64	34	98
20 Tirunelveli Central
21 Nagercoil
22 Thuckalay
23 Vellore
24 Tiruvannamalai	2	..	2	40	..	40
25 Tirupattur	7	..	4	..	11	191	62	253
26 Salem	14	..	14	315	..	315
27 Dharmapuri	3	..	3	108	20	128
28 Namakkal
29 Tiruchirappalli	1	..	5	..	6	102	37	139
30 Pudukottai	6	..	6	93	47	140
31 Ariyalur	5	..	6	..	11	237	21	258
32 Erode	28	..	28	564	113	677
33 Coimbatore	8	..	8	189	39	228
34 Pollachi	19	..	19	276	123	399
35 The Nilgiris	3	..	3	55	5	60
Total	2	17	..	220	..	239	4,884	948	5,832

47. Number of Primary (Including Basic) Schools for Scheduled Castes and Schools by districts 1964-65.

District.	Number of Institutions by management.					Total.	Strength.		
	Government.	Panchayat Union Council.	Municipal Board.	Private.			Boys.	Girls.	Total.
				Aided.	Unaided.				
(1)	(2)	(3)	(4)	(5)	(6)	(7)	(8)	(9)	(10)
1 Madras North
2 Madras South
3 Saidapet	49	49	3,643	3,095	6,728
4 Chingleput	45	45	3,118	2,510	5,628
5 Tiruvellore	27	27	2,164	1,808	3,972
6 Villupuram	51	51	3,032	2,466	5,498
7 Cuddalore
8 Vridhachalam	58	11	..	3	..	72	4,326	3,563	7,889
9 Nagapattinam	31	31	1,583	1,425	3,008
10 Thanjavur	64	64	3,178	3,392	6,570
11 Mayuram	59	59	3,005	2,889	5,894
12 Dindigul	13	13	943	646	1,589
13 Madurai	-
14 Usilampatti
15 Devakottai	2	2	182	105	287
16 Virudhunagar
17 Ramanathapuram Central
18 Tirunelveli North
19 Tirunelveli South	5	5	331	325	656
20 Tirunelveli Central	6	6	227	206	433
21 Nagercoil
22 Thuckalay	2	2	153	96	249
23 Vellore	70	70	5,916	4,907	10,823
24 Tiruvannamalai	46	46	2,067	1,797	3,864
25 Tirupattur	44	44	2,794	2,532	5,326
26 Salem
27 Dharmapuri
28 Namakkal	7	7	656	659	1,315
29 Tiruchirappalli	1	1	128	44	172
30 Pudukottai	29	29	2,347	1,616	3,963
31 Ariyalur	65	65	4,125	3,619	7,744
32 Erode
33 Coimbatore
34 Pollachi	12	12	667	551	1,218
35 The Nilgiris	16	16	687	367	1,054
Total	702	11	..	3	..	716	45,272	38,608	83,880

264A-24-65A

48. Number of Primary Schools for Scheduled Tribes and Schools by districts 196-65.

District.	Number of institutions by management.					Total.	Strength.		
	Government.	Panchayat Union Council.	Municipal Board.	Private.			Boys.	Girls.	Total.
				Aided.	Unaided.				
(1)	(2)	(3)	(4)	(5)	(6)	(7)	(8)	(9)	(10)
1 Madras North
2 Madras South
3 Saidapet
4 Chingleput
5 Tiruvellore
6 Villupuram
7 Cuddalore
8 Virudhachalam
9 Nagapattinam
10 Thanjavur
11 Mayuram
12 Dindigul
13 Madurai
14 Usilampatti
15 Devakottai
16 Virudhunagar
17 Ramanathapuram
18 Tirunelveli North
19 Tirunelveli South
20 Tirunelveli Central
21 Nagercoil
22 Thuckalay
23 Vellore
24 Tiruvannamalai	6	6	380	92	472
25 Tirupathur	8	8	292	110	402
26 Salem
27 Dharmapuri
28 Namakkal
29 Tiruchirappalli
30 Pudukottai
31 Ariyalur
32 Erode
33 Coimbatore
34 Pollachi	2	2	58	33	91
35 The Nilgiris	16	16	687	367	1,054
Total	32	32	1,417	602	2,019

49. Number of Primary Schools for Backward Classes and Schools by districts. 1964-65.

District. (1)	Number of institutions by management.					Total. (7)	Strength.		
	Government. (2)	Panchayat Union. (3)	Municipal Board. (4)	Private.			Boys. (8)	Girls. (9)	Total. (10)
				Aided. (5)	Unaided. (6)				
1 Madras North
2 Madras South
3 Saidapet
4 Chingleput
5 Tiruvallore
6 Villupuram
7 Cuddalore
8 Vridhachalam
9 Nagapattinam
10 Thanjavur
11 Mayuram	1	1	83	38	121
12 Dindigul	56	56	4,003	2,667	6,670
13 Madurai
14 Usilampatti
15 Devakottai
16 Virudhunagar
17 Ramanathapuram Central
18 Tirunelveli North
19 Tirunelveli South
20 Tirunelveli Central
21 Nagercoil
22 Thuckalay
23 Vellore
24 Tiruvannamalai
25 Tirupathur
26 Salem
27 Dharmapuri
28 Namakkal
29 Tiruchirappalli
30 Pudukkottai
31 Ariyalur
32 Erode
33 Coimbatore
34 Pollachi
35 The Nilgiris
Total	57	57	4,086	2,705	6,791

50. Number of schools for Anglo-Indian and Scholars—1964-65.

Type of institution. (1)	Number of institutions. (2)	Boys.		Girls.		Total.	
		Anglo-Indian Boys. (3)	Other Boys. (4)	Anglo-Indian Girls. (5)	Other Girls. (6)	Boys. (7)	Girls. (8)
1 Anglo-Indian High Schools for Boys.	20	3,748	5,004	842	929	8,752	1,771
2 Anglo-Indian High Schools for Girls.	20	801	987	3,191	5,513	1,788	8,704
3 Anglo-Indian Primary Schools for Boys.	4	267	390	167	179	657	346
4 Anglo-Indian Training Schools for Women.	1	33	11	..	44
Total ..	45	4,816	6,381	4,233	6,632	11,197	10,865

51. Expenditure on Anglo-Indian Schools—1964-65.

Expenditure. (1)	Expenditure during		Percentage to total expenditure.	
	1963-64. (2)	1964-65. (3)	1963-64. (4)	1964-65. (5)
	RS.	RS.		
Public Funds	10,29,743	7,06,762	23.6	13.4
Fees	18,09,297	22,64,176	41.5	43.1
Other Sources	15,18,993	22,92,153	34.9	43.5
Total ..	43,58,033	52,63,091	100.00	100.00

52. Teachers in Anglo-Indian Schools for general education—1964-65.

Type of institutions. (1)	Trained teachers.								Total.	
	Post Graduate.		Graduate.		Passed Intermediate/ Matriculation.		Non-Matriculate.		Men.	Women
	Men. (2)	Women. (3)	Men. (4)	Women. (5)	Men. (6)	Women. (7)	Men. (8)	Women. (9)	Men. (10)	Women (11)
High Schools for Boys	98	43	47	143	2	14	147	200
High Schools for Girls	1	8	3	102	7	264	1	6	12	380
Primary Schools for Boys	1	1	1	27	2	28
Training Schools for Women	1	3	..	3	1	6
Total ..	1	8	103	149	55	437	3	20	162	614

(1)—cont.	Untrained teachers.										Grand total.	
	Post Graduate.		Graduate.		Passed Intermediate/ Matriculation.		Non-Matriculate.		Total.		Men.	Women.
	Men. (12)	Women. (13)	Men. (14)	Women. (15)	Men. (16)	Women. (17)	Men. (18)	Women. (19)	Men. (20)	Women. (21)	Men. (22)	Women. (23)
High Schools for Boys	8	3	9	8	17	11	164	211
High Schools for Girls	2	1	5	2	14	1	..	4	21	16	401
Primary Schools for Boys	3	3	2	31
Training Schools for Women	1	6
Total	2	9	8	11	25	1	..	21	35	183	649