


# GENERAL REPORT

ON

## PUBLIC INSTRUCTION IN BENGAL

FOR

1895-96.



CALCUTTA:

BENGAL SECRETARIAT PRESS.

1896.

Price Rs. 2.

# CONTENTS.

	PAGE.
I.—GENERAL SUMMARY . . . . .	1
II.—CONTROLLING AGENCIES . . . . .	10
DISTRICT BOARDS, LOCAL BOARDS AND DISTRICT COMMITTEES . . . . .	22
III.—UNIVERSITY EDUCATION . . . . .	25
FIRST EXAMINATION IN ARTS . . . . .	28
B.A. EXAMINATION . . . . .	31
M.A. EXAMINATION . . . . .	33
PREMOCHAND ROYCHAND STUDENTSHIP . . . . .	33
COLLEGE REPORTS . . . . .	34
IV.—SECONDARY EDUCATION . . . . .	41
HIGH ENGLISH SCHOOLS . . . . .	42
Entrance Examination . . . . .	43
DRAWING . . . . .	48
MIDDLE ENGLISH SCHOOLS . . . . .	50
Middle Scholarship Examination . . . . .	50
MIDDLE VERNAACULAR SCHOOLS . . . . .	51
Middle Scholarship Examination . . . . .	52
DISCIPLINE AND MORAL TRAINING . . . . .	53
BOARDING-HOUSES . . . . .	56
PHYSICAL EXERCISES . . . . .	57
V.—PRIMARY EDUCATION . . . . .	59
UPPER PRIMARY SCHOOLS . . . . .	70
Upper Primary Scholarship Examination . . . . .	71
LOWER PRIMARY SCHOOLS . . . . .	72
Lower Primary Scholarship Examination . . . . .	74
VI.—SPECIAL INSTRUCTION . . . . .	78
A.—TRAINING SCHOOLS . . . . .	78
Guru-training classes . . . . .	84
B.—OTHER SCHOOLS OF SPECIAL INSTRUCTION . . . . .	86
Law . . . . .	88
Medicine . . . . .	90
Engineering . . . . .	98
Arts and Industry . . . . .	102
Schools of Art . . . . .	102
Industrial schools . . . . .	102
Other schools . . . . .	105
VII.—FEMALE EDUCATION . . . . .	106
VIII.—EDUCATION OF EUROPEANS . . . . .	113
IX.—MUHAMMADAN EDUCATION . . . . .	125
X.—EDUCATION OF ABORIGINAL AND BACKWARD RACES . . . . .	131
XI.—INDIGENOUS EDUCATION . . . . .	134
XII.—PREPARATION AND DISTRIBUTION OF TEXT-BOOKS AND OTHER SCHOOL LITERATURE . . . . .	138
GENERAL STATISTICS—	
GENERAL TABLES I—VIII . . . . .	i—xiv
SUBSIDIARY TABLES I—VIII . . . . .	xv—xxviii

# REPORT

ON

## PUBLIC INSTRUCTION IN BENGAL,

1895-96.

### I.—GENERAL SUMMARY.

IN accordance with the wishes of Government that details should be entered into only in alternate years, the present report is somewhat longer than its predecessor.

2. The following statement summarises the statistics of all classes of educational institutions for the past two years:—

CLASS OF INSTITUTIONS.	1894-95.		1895-96.		Average number of pupils.	
	Schools.	Pupils.	Schools.	Pupils.	1895.	1896.
1	2	3	4	5	6	7
<b>PUBLIC INSTITUTIONS—</b>						
University ... .. Colleges ... ..	36	6,122	37	6,193	170	167.3
Secondary ... { High English schools ... ..	380	79,856	391	80,452	210.1	205.8
... { Middle English schools ... ..	912	66,436	909	65,927	72.8	72.5
... { Do. vernacular schools ... ..	1,129	64,113	1,147	64,597	56.7	56.3
Primary ... { Upper primary schools ... ..	3,907	151,032	3,952	153,323	38.6	38.8
... { Lower do. do. ... ..	45,897	1,055,253	47,054	1,087,356	22.9	23.1
Special (including Madrasahs and institutions for professional training.)	278	9,870	219	9,995	35.5	45.6
Female ... ..	3,261	68,477	3,400	69,967	20.9	20.6
Total ...	55,800	1,501,169	57,109	1,537,810	...	...
<b>PRIVATE INSTITUTIONS—</b>						
(1) Advanced teaching—						
(a) Arabic or Persian ... ..	1,383	16,417	1,425	16,087	11.8	11.3
(b) Sanskrit ... ..	1,862	18,539	1,839	18,605	9.9	10.1
(2) Elementary, teaching a Vernacular only or mainly—						
(a) With 10 pupils and upwards ... ..	583	8,263	619	9,687	14.1	15.6
(b) With less than 10 pupils ... ..	4,107	24,201	3,908	23,292	5.8	5.9
(3) Elementary, teaching the Koran only ... ..	5,009	68,737	5,587	68,546	12.2	12.3
(4) Other schools not conforming to the Departmental standards.	397	4,154	306	2,975	10.4	9.7
Total ...	13,941	140,360	13,744	139,192	...	...
<b>GRAND TOTAL</b> ...	<b>69,741</b>	<b>1,641,519</b>	<b>70,853</b>	<b>1,677,002</b>	<b>...</b>	<b>...</b>

There is a total gain of 1,112 institutions and of 35,483 pupils.

Public schools increased by 1,309, and the number of pupils attending them by 36,651. All classes of public institutions, except middle English and special schools, gained in number and strength. The number of middle

GENERAL  
SUMMARY.

English schools declined by 3 and their pupils by 509; while in special schools, in spite of a loss of 59 institutions, the number of pupils attending them increased by 125.

Private institutions show a loss of 197 schools, and this loss is shared by all classes of schools except 'advanced, teaching Arabic or Persian' and 'elementary schools with 10 pupils and upwards,' in which the number of schools increased by 42 and 36 respectively; the attendance in the latter increased by 1,425, while in the former it declined by 330 notwithstanding an increase of 42 in their number.

3. The following statement shows the comparative increase and decrease in institutions of all classes, and in their pupils during the last ten years:—

In 1887	there was a loss of 191 schools,	but a gain of 4,073 pupils.
Again in 1888	" a gain of 6,140 "	and a " of 90,843 "
" 1889	" a " of 1,146 "	" a " of 29,205 "
" 1890	" a " of 1,657 "	" a " of 9,773 "
But in 1891	" a loss of 335 "	" a loss of 22,980 "
Again in 1892	" a gain of 1,874 "	" a gain of 63,022 "
But in 1893	" a loss of 1,220 "	" a " of 3,091 "
Again in 1894	" a gain of 813 "	" a " of 14,211 "
" 1895	" a " of 2,524 "	" a " of 92,252 "
" 1896	" a " of 1,112 "	" a " of 35,483 "

The net result during the past decade has been a gain of 13,320 schools and of 318,973 pupils. It is satisfactory to observe that in course of the last 10 years, there was an average increase of 1,332 schools and of 31,897 pupils a year.

4. The population of Bengal, excluding Cooch Behar, Hill Tippera, and the Tributary States of Chota Nagpur, of which the schools are not included in the returns, is 73,043,697, of whom 36,412,749 are males and 36,630,948 females. This gives at the usual rate of 15 per cent., 5,461,912 male children and 5,494,642 female children of a school-going age. Of the scholars in our returns, 1,562,748 are boys and 114,254 are girls. Hence, of all boys of a school-going age 28.6 per cent., and of all girls of a school-going age 2.0 per cent., are at school. The percentages in the preceding year were 27.9 and 2.0 respectively. The increase in the number of female pupils has been very small, viz., from 114,008 to 114,254.

5. The following table classifies the colleges and schools according to their management:—

	1895.		1896.	
	Schools.	Pupils.	Schools.	Pupils.
1	2	3	4	5
<b>PUBLIC INSTITUTIONS.</b>				
<i>Under public management..</i>				
Managed by Government ... ..	293	24,393	246	24,585
Managed by District or Municipal Boards.	211	13,238	202	12,993
<i>Under private management.</i>				
Aided by Government or by District or Municipal Boards.	41,972	1,175,393	41,707	1,185,522
Unaided ... ..	13,324	288,135	14,954	314,710
Total ..	55,800	1,501,159	57,100	1,637,810
<b>PRIVATE INSTITUTIONS.</b>				
Of indigenous instruction ...	13,941	140,360	13,744	139,192
<b>GRAND TOTAL</b> ...	<b>69,741</b>	<b>1,641,519</b>	<b>70,853</b>	<b>1,677,002</b>

Schools managed by Government decreased by 47, those managed by District or Municipal Boards by 9, and aided schools under private management by 265, while unaided schools increased by 1,630. Private institutions decreased by 197. Detailed explanation of the increase or decrease in each case will be furnished in the different sections of this report.

6. The following statement shows the estimated and actual receipts of the Government Institutions during the year:—

GENERAL  
SUMMARY.

HEAD OF RECEIPTS.	Budget estimate for 1895-96.	Actuals as given by the Accountant-General, Bengal, for 1895-96.	REMARKS.
1	2	3	4
<b>FEES—</b>			
	Rs.	Rs.	
Government Colleges, general ... ..	1,70,000	1,67,901	
Ditto ditto, professional... ..	38,000	38,982	
Ditto Schools, general ... ..	3,13,000	3,09,231	
Ditto ditto, special ... ..	18,000	18,772	
Total fees ... ..	5,39,000	5,34,886	
<b>CONTRIBUTIONS—</b>			
From Native States and private persons ... ..	10,000	9,592	
„ municipalities ... ..	5,000	5,680	
Land and endowments ... ..	8,000	2,500	
Total contributions ... ..	23,000	17,772	
<b>MISCELLANEOUS ... ..</b>			
Total ... ..	13,000	15,750	
Total ... ..	5,75,000	5,68,408	

The actual receipts fell short of the estimates in “Government Colleges, General,” and in “Government Schools, General,” while they exceeded the estimates in “Government Colleges, Professional,” and in “Government Schools, Professional,” the net result being that the amount actually collected from fees was less than the estimates by Rs. 4,114. The contribution from Native States and private persons and the receipts from land and endowments were less than the estimates by Rs. 408 and Rs. 5,500, respectively; the contribution from municipalities and miscellaneous receipts exceeded the estimates by Rs. 680 and Rs. 2,750, respectively.

7. The subjoined statement compares the departmental expenditure for the year with the budget provision, both sets of figures being furnished by the Accountant-General. They include only those amounts that have been paid from Government treasuries on account of education:—

BUDGET HEAD.	Sanctioned estimate for 1895-96 (revised).	Actuals, Accountant-General, Bengal's figures for 1895-96.	REMARKS.
1	2	3	4
	Rs.	Rs.	
1. Direction ... ..	74,000	72,427	
2. Inspection ... ..	3,43,000	3,36,770	
3. Government Colleges, general ... ..	5,01,000	5,00,855	
4. Ditto ditto, professional... ..	1,42,000	1,49,816	
5. Ditto schools, general ... ..	5,51,000	5,53,490	
6. Ditto do., special ... ..	1,42,000	1,40,533	
7. Grants-in-aid (including primary schools)	6,15,000	6,18,611	
8. Scholarships ... ..	1,89,000	1,86,910	
9. Miscellaneous ... ..	57,000	52,937	
10. Refunds ... ..	1,000	477	
Total ... ..	26,15,000	26,07,828	
Less Receipts ... ..	5,75,000	5,68,408	
	20,40,000	20,39,418	

The total expenditure was below the estimates by Rs. 7,174; and taking receipts into account, the net cost of the Department to Government was less than the estimates by Rs. 582. An explanation of the difference under each head is given in the following summary:—

(1) DIRECTION.—The saving of Rs. 1,573 under this head is mainly owing to the increased provision made under the head of establishment, &c., in the revised estimate prepared in the office of the Accountant-General, Bengal.

(2) INSPECTION.—The saving of Rs. 6,230 under this head is due to the absence on leave of Babu Beni Madhub De, M.A., Assistant Inspector of Schools, Burdwan Division, Babu Chandra Mohun Mujumdar, M.A., B.L., Assistant Inspector of Schools, Presidency Division, Babu Kali Nath Chowdhuri, Deputy Inspector of Schools, Howrah, and Babu Krisna Kisor Adhikari, M.A., Deputy Inspector

GENERAL  
SUMMARY.

of Schools, Manbhum, and to the death of Babu Naba Kumar Banerji, head-clerk, office of the Inspector of Schools, Bihar Circle. Officers on less pay were appointed in their places.

(3) GOVERNMENT COLLEGES, GENERAL.—The small saving of Rs. 145 under this head does not call for special notice.

(4) GOVERNMENT COLLEGES, PROFESSIONAL.—The excess of Rs. 7,816 under this head is owing partly to the increased expenditure under the head of boarding charges and for chemicals and apparatus for the Civil Engineering College, Sibpur, and partly to the expenditure incurred in fitting up its chemical and physical laboratories, and in preparing diagrams for illustrations of lectures delivered by Mr. Steele.

(5) GOVERNMENT SCHOOLS, GENERAL.—The excess of Rs. 2,490 under this head is due to the appointment of an Assistant Master on Rs. 80 a month in the Kurseong Boarding School, after the submission of the budget estimates for 1895-96, and to the fact that the savings anticipated under this head could not be fully realised.

(6) GOVERNMENT SCHOOLS, SPECIAL.—The saving of Rs. 1,467 under this head is due to the death of Mr. Jobbins, Superintendent, Calcutta School of Art, whose place was filled up temporarily by an officer drawing less pay.

(7) GRANTS-IN-AID.—There is a saving of Rs. 1,389 under this head. The excess of Rs. 10,896 under the head of primary schools has been more than counterbalanced by a saving of Rs. 12,285 under the head of grants-in-aid proper.

(8) SCHOLARSHIPS.—The saving of Rs. 2,090 under this head is probably due to the savings effected by the leave and absence of scholarship-holders.

(9) MISCELLANEOUS.—The saving of Rs. 4,063 under this head is owing to less expenditure under the heads of "Examination charges" and "Remuneration to examiners."

(10) Under Refunds the actual expenditure was Rs. 477, Rs. 1,000 having been estimated by the Accountant-General.

8. The following table compares for the last two years the net expenditure as taken from the departmental returns. The class of instruction, and not the budget head of expenditure, is here made the basis of classification :—

HEAD OF CHARGE.	1894-95.				1895-96.			
	NET EXPENDITURE AFTER DEDUCTING RECEIPTS.				NET EXPENDITURE AFTER DEDUCTING RECEIPTS.			
	From Provincial revenues.	From District funds.	From Municipal funds.	Total.	From Provincial revenues.	From District funds.	From Municipal funds.	Total.
1	2	3	4	5	6	7	8	9
	Rs.	Rs.	Rs.	Rs.	Rs.	Rs.	Rs.	Rs.
University ... ..	...	...	...	1,53,470*	...	...	...	1,53,900†
Collegiate ... ..	2,90,872	...	...	7,20,875	2,82,240	...	...	7,38,826
Secondary ... ..	4,18,966	2,28,105	26,838	31,79,787	4,22,955	2,30,151	25,652	33,22,480
Primary ... ..	1,44,685	4,93,137	48,344	27,88,850	1,60,678	5,32,387	52,619	29,47,851
Female ... ..	1,70,842	37,120	11,631	8,05,098	1,64,298	41,604	11,825	8,16,960
Special ... ..	4,91,131	16,785	1,949	8,09,342	4,88,917	16,376	2,600	7,61,001
Scholarship ... ..	1,72,107	26,030	614	2,27,131	1,67,005	26,759	890	2,15,263
Buildings ... ..	89,300	3,479	3,230	2,55,444	4,55,474	2,468	3,939	6,41,603
Furniture ... ..	6,288	2,936	693	32,170	7,669	4,082	976	44,333
Miscellaneous ... ..	53,439	70,413	5,512	1,76,549	72,729	74,890	5,735	3,58,071
Superintendence ... ..	4,38,655	2,34,781	3,148	6,80,278	4,13,609	2,61,048	2,636	6,81,079
Total ... ..	22,76,285	11,12,786	1,01,949	98,29,572	26,35,572	11,89,765	106,292	1,06,81,267

\* Receipts being Rs. 1,70,600.  
† Ditto .. 1,65,100.

The total expenditure during the year under report shows an increase of Rs. 8,51,695. The expenditure from Provincial revenues increased by Rs. ,359,287; while that from district funds increased by Rs. 76,979, and from municipal funds by Rs. 4,343, after similar increases of Rs. 74,226 and Rs. 4,023 respectively in the previous year; the net result being an increase of Rs. 4,40,609 in the expenditure from public sources. The expenditure from private sources increased from Rs. 63,38,552 to Rs. 67,49,638, or by Rs. 4,11,086.

The total expenditure on colleges increased by Rs. 17,951; the expenditure from Provincial revenues fell from Rs. 2,90,872 to Rs. 2,82,240, or by Rs. 8,632, while that from private sources increased by Rs. 26,583.

The total expenditure on secondary education shows an increase of Rs. 1,42,713. The expenditure from Provincial revenues increased by

Rs. 3,989, and from district funds by Rs. 2,046, while that from municipal funds fell from Rs. 26,838 to Rs. 25,652, or by Rs. 1,186. The expenditure from private sources shows an increase of Rs. 1,37,864.

The total expenditure on primary education increased by Rs. 1,59,001; the expenditure from Provincial revenues increased by Rs. 15,991, from district funds by Rs. 39,250, and from municipal funds by Rs. 4,275. The expenditure from private sources rose by Rs. 99,485.

The total expenditure on female education increased by Rs. 11,264; the expenditure from public sources decreased by Rs. 1,866, but that from private sources rose by Rs. 13,130.

Special instruction shows a decrease of Rs. 48,341 in the total expenditure. The expenditure from Provincial revenues decreased by Rs. 2,214, and from district funds by Rs. 409, while that from municipal funds increased by Rs. 651.

The decrease of Rs. 11,868 in the total expenditure on scholarship was brought about by the decrease of Rs. 5,102 in the expenditure from Provincial revenues, an increase of Rs. 729 and Rs. 276 respectively in that from district and municipal funds; and a decrease of Rs. 7,771 in that from private sources.

The total expenditure on buildings in course of the year was more than double that of the previous year and increased from Rs. 2,55,444 to Rs. 6,41,503, or by Rs. 3,86,059. The large increase of Rs. 3,66,174 in expenditure from Provincial revenues is due to the construction of several new buildings, and additions and alterations in the old ones. The acquisition of land and the construction thereon of a boarding-house for the accommodation of Muhammadan pupils of the Calcutta Madrasah cost Rs. 50,894. The new west wing and the addition of a third storey to the Eden Hostel and the construction of a building to secure additional accommodation in it required an outlay of Rs. 1,59,588; the foreman's quarters in the Civil Engineering College, Sibpur, necessitated an expenditure of Rs. 1,75,558; the new school building at Kurseong cost Rs. 99,149; and for an additional building for the Science classes of the Dacca College, Rs. 33,270 was spent.

The expenditure on buildings from district funds shows a slight decline; that from municipal funds a small increase. There has been some increase of expenditure under the head of 'Furniture.' The expenditure on 'Miscellaneous' rose from Rs. 1,76,549 to Rs. 3,58,071, or by Rs. 1,81,522; of this increase, only Rs. 23,990 was from public funds and Rs. 1,57,532 from private sources.

The cost of superintendence increased by Rs. 801; the expenditure from Provincial revenues and municipal funds declined by Rs. 25,046 and Rs. 512 respectively, while that from district funds rose by Rs. 26,267.

Further details respecting these variations of expenditure will be found in the different sections of this report.

9. The following table summarises the statistics of attendance and expenditure in all classes of public institutions for Indian boys; schools for Europeans, which for their numbers are by far the more expensive institutions, are separately dealt with in a subsequent section:—

CLASS OF SCHOOLS.	Number of schools.	Average roll number throughout the year.	Average daily attendance.	Percentage of attendance on the roll number.	AVERAGE YEARLY COST OF EACH PUPIL.		Percentage of public fund expenditure to total cost.
					To public funds.	Total.	
1	2	3	4	5	6	7	8
<b>HIGH ENGLISH SCHOOLS FOR BOYS.</b>							
<i>Under Public Management.</i>							
Managed by Government	48	263	208	79	Rs. A. P. 13 4 1	Rs. A. P. 36 11 4	36.1
Managed by District or Municipal Boards	6	274	208	76	5 3 9	24 13 9	20.5
<i>Under Private Management.</i>							
Aided by Government or by District or Municipal Boards	183	151	114	75	3 9 7	20 6 0	17.6
Unaided	145	236	182	77.1	...	18 15 8	...
Total High Schools	382	199	163	77	...	...	...

GENERAL  
SUMMARY.

CLASS OF SCHOOLS.	Number of schools.	Average roll number throughout the year.	Average daily attendance.	Percentage of attendance on the roll number.	AVERAGE YEARLY COST OF EACH PUPIL.		Percentage of public fund expenditure to total cost.
					To public funds.	Total.	
1	2	3	4	5	6	7	8
<b>MIDDLE ENGLISH SCHOOLS FOR BOYS.</b>							
<i>Under Public Management.</i>							
Managed by Government ... ..	4	157	129	82.1	9 15 6	19 5 2	51.6
Managed by District or Municipal Boards ... ..	16	85	65	76.4	3 9 3	10 15 10	32.5
<i>Under Private Management.</i>							
Aided by Government or by District or Municipal Boards	650	69	53	77	3 4 2	12 3 11	28.4
Unaided ... ..	223	65	51	78.4	...	8 2 1	...
Total Middle English Schools ...	893	69	53	77	...	...	...
<b>MIDDLE VERNACULAR SCHOOLS.</b>							
<i>Under Public Management.</i>							
Managed by Government ... ..	36	77	67	74	4 8 2	8 5 6	54.0
Managed by District or Municipal Boards ... ..	160	56	45	80.3	4 5 11	7 14 10	55.1
<i>Under Private Management.</i>							
Aided by Government or by District or Municipal Boards	818	51	40	78.4	2 12 3	7 11 9	35.4
Unaided ... ..	143	56	44	78.5	...	5 7 3	...
Total Middle Vernacular Schools ...	1,147	53	42	78.5	...	...	...
<b>UPPER PRIMARY SCHOOLS.</b>							
<i>Under Public Management.</i>							
Managed by Government ... ..	10	25	15	60	7 9 6	7 10 1	99.5
Managed by District or Municipal Boards ... ..	11	42	29	69	3 10 0	4 0 11	69.2
<i>Under Private Management.</i>							
Aided by Government or by District or Municipal Boards	3,700	37	29	78.3	1 7 7	3 10 7	40.9
Unaided ... ..	223	31	23	74.2	...	2 13 11	...
Total Upper Primary Schools ...	3,944	36	28	77.7	...	...	...
<b>LOWER PRIMARY SCHOOLS.</b>							
<i>Under Public Management.</i>							
Managed by Government ... ..	13	26	14	53.8	3 14 0	3 14 0	100
Managed by District or Municipal Boards ... ..	7	27	19	70.3	3 1 3	4 8 3	68.7
<i>Under Private Management.</i>							
Aided by Government or by District or Municipal Boards	33,438	23	19	82.6	0 10 11	2 8 11	26.7
Unaided ... ..	18,596	15	13	86.6	...	2 0 1	...
Total Lower Primary Schools ...	47,054	21	17	81	...	...	...

The average strength of a high English school declined from 207 in the year 1894-95 to 199 in the year under review, while it advanced slightly in all other classes of schools. It may be noted here that a lower primary school has generally one teacher, an upper primary one or two teachers, a middle vernacular two to four, and a middle English school three to five teachers, while high English schools have generally 8 to 12 teachers, and in some cases more.

10. The following table shows the creed of the pupils in institutions of all classes for the past two years, and their proportion to the total number of pupils:—

RACE AND RELIGION	1895.		1896.	
	Number.	Proportion to total number.	Number.	Proportion to total number.
1	2	3	4	5
Hindus ... ..	1,097,427	66.98	1,123,536	67
Muhammadans ... ..	489,333	29.81	494,294	29.47
Europeans and Eurasians ... ..	7,376	.45	7,498	.45
Native Christians ... ..	7,767	.47	8,039	.48
Miscellaneous races or religions ... ..	39,626	2.41	43,635	2.60
Total ...	1,641,519	100	1,677,002	100

There is a slight increase in the percentage for miscellaneous races.

Notwithstanding an increase in the total number of Muhammadan pupils, the percentage for Muhammadans declined from 29.81 to 29.47: this results



from the increase in their number not being in so large a proportion as was that of Hindus.

GENERAL SUMMARY.

11. The following statement gives in a summary form the expenditure from different sources of income and their proportion to the total expenditure:—

Sources from which expenditure on education is met.	1895.		1896.	
	Amount.	Proportion to total cost.	Amount.	Proportion to total cost.
1	2	3	4	5
	Rs.		Rs.	
Provincial revenues ... ..	22,78,285	23·2	26,36,572	24·7
District funds ... ..	11,12,786	11·3	11,89,765	11·2
Municipal funds ... ..	1,01,949	1·0	1,06,292	1·0
Fees ... ..	43,94,473	44·7	46,72,861	43·7
All other sources ... ..	19,44,079	19·8	20,76,647	19·4
Total ... ..	98,29,572	100·	1,06,81,267	100·

There is a proportionate decrease in the expenditure from district funds, fees and other sources, while that from Provincial revenues increased, the proportionate cost from municipal funds remaining practically stationary.

12. The following table compares the sum spent on education by the municipalities of Calcutta and Bombay during 1895-96:—

Objects of expenditure.	AMOUNT SPENT BY THE MUNICIPALITY OF—	
	Calcutta.	Bombay.
1	2	3
	Rs.	Rs.
Middle schools for boys ... ..	559	128
Primary ditto { Municipal ... ..	...	34,258
{ Aided ... ..	1,888	7,197
Girls' schools ... .. { Municipal ... ..	...	6,777
{ Aided ... ..	686	2,274
SCHOOLS FOR SPECIAL INSTRUCTION.		
Industrial schools (aided)... ..	...	10,000
Training colleges or institutions (Government).	...	777
Other schools { Government ... ..	...	2,500
{ Aided ... ..	1,200	...
Inspection ... ..	...	3,160
Scholarship ... ..	...	32
Total ... ..	4,333	67,103

The contrast of the above figures is striking. Comment upon them seems to be hardly needed, as the figures speak for themselves.

13. The subjoined table shows the proportion of boys actually at school in the different districts, compared with the number of boys of a school-going age, taken at the usual rate of 15 per cent. of the male population. The changes in the relative position of districts in the last two years as shown in columns 1 and 2 are of considerable interest.

Position, 1894-96.	Position, 1895-96.	DISTRICT.	Male population.	Number of boys of school-going age.	NUMBER OF BOYS AT SCHOOL.		PERCENTAGE OF BOYS AT SCHOOL TO BOYS OF SCHOOL-GOING AGE.	
					Year 1894-95.	Year 1895-96.	Year 1894-95.	Year 1895-96.
1	2	3	4	5	6	7	8	9
1	1	Noakhali ... ..	503,727	76,309				
4	2	Calcutta ... ..	443,744	(a) 40,000	50,931	51,573	66·7	67·5
2	3	Chittagong ... ..	615,868	92,380	29,481	20,714	60·0	60·7
5	4	Midnapore ... ..	1,303,100	196,216	55,734	55,131	60·3	59·6
3	5	Houghly ... ..	509,135	76,377	112,728	114,017	57·4	57·9
6	6	Howrah ... ..	884,844	57,726	47,793	41,828	60·2	54·7
7	7	Backergunge ... ..	1,104,443	165,666	31,172	31,451	58·9	54·5
8	8	Balasure ... ..	481,638	72,245	84,070	85,470	51·3	51·5
					33,380	33,791	46·0	46·7

(a) At a rough calculation.

## GENERAL SUMMARY.

Position, 1894-95.	Position, 1895-96.	DISTRICT.	Male population.	Number of boys of school-going age.	NUMBER OF BOYS AT SCHOOL.		PERCENTAGE OF BOYS AT SCHOOL TO BOYS OF SCHOOL-GOING AGE.	
					Year 1894-95.	Year 1895-96.	Year 1894-95.	Year 1895-96.
1	2	3	4	5	6	7	8	9
10	9	Bankura ... ..	525,941	78,891	35,240	35,767	44.6	45.3
9	10	24 Parganas ... ..	989,278	148,392	67,882	65,236	45.7	43.9
13	11	Barackpore ... ..	1,200,583	180,087	75,601	76,533	41.9	42.4
11	12	Tippera ... ..	911,799	136,770	60,532	57,434	44.2	41.9
12	13	Burdwan ... ..	682,872	102,430	45,022	42,147	43.9	41.1
14	14	Birbhum ... ..	399,039	58,445	24,404	23,432	41.8	40.0
17	15	Cuttack ... ..	940,557	141,083	48,021	53,048	34.0	37.6
18	16	Patna ... ..	865,732	129,859	43,181	43,605	33.2	33.5
15	17	Khulna ... ..	617,981	92,097	34,207	30,127	36.9	32.5
16	18	Singhbhum ... ..	271,417	40,712	13,970	13,057	34.3	31.9
19	19	Puri ... ..	474,530	71,179	21,166	22,528	29.7	31.6
21	20	Faridpur ... ..	893,091	135,974	33,981	37,580	25.2	27.6
20	21	Murshidabad ... ..	605,865	90,849	23,344	24,907	25.7	27.4
23	22	Jessore ... ..	941,334	141,200	31,683	38,483	22.4	25.8
25	23	Lohardaga ... ..	551,873	82,780	17,077	29,850	20.8	25.2
26	24	Mymensingh ... ..	1,788,610	268,292	64,861	64,310	20.5	23.9
23	25	Nadia ... ..	802,147	120,322	26,864	28,209	22.3	23.4
24	26	Bogra ... ..	413,916	62,837	13,574	14,720	21.8	23.3
33	27	Angul ... ..	85,768	12,865	2,184	2,796	16.9	21.7
36	28	Malda ... ..	399,917	59,987	9,853	12,134	16.4	20.2
27	29	Pabna ... ..	677,911	101,688	19,823	20,424	19.5	20.0
31	30	Gaya ... ..	1,045,011	156,715	27,715	28,810	17.6	18.3
30	31	Dinajpur ... ..	812,047	121,807	21,430	21,970	17.7	18.0
32	31	Jalpaiguri ... ..	364,659	54,698	9,357	9,851	17.1	18.0
35	33	Champanan ... ..	936,135	140,420	23,502	25,262	16.7	17.9
29	34	Rajshahi ... ..	654,338	98,150	17,883	17,412	18.2	17.8
37	35	Manbhum ... ..	593,199	88,980	14,288	15,805	16.0	17.7
34	36	Monghyr ... ..	987,072	148,060	24,990	26,123	16.8	17.6
28	37	Darjeeling ... ..	123,046	18,466	3,438	2,976	18.8	16.1
40	37	Saran ... ..	1,133,926	170,088	25,404	27,426	14.8	16.1
38	39	Hazaribagh ... ..	566,984	85,044	13,568	14,959	15.9	15.9
39	40	Rangpur ... ..	1,061,812	159,271	25,160	24,304	15.8	15.3
41	40	Southal Parganas ... ..	870,567	130,585	19,393	20,008	14.0	15.3
44	42	Bhagalpur ... ..	1,004,865	150,730	21,033	22,473	13.0	14.8
45	43	Shahabad ... ..	990,799	148,619	18,632	21,680	12.5	14.5
41	44	Darbhanga ... ..	1,370,985	205,647	28,922	29,749	14.0	14.4
41	45	Muzaffarpur ... ..	1,305,374	193,806	27,477	27,832	14.0	14.2
47	46	Palamau ... ..	294,320	44,148	4,922	6,247	11.1	14.1
48	47	Purnea ... ..	993,496	149,024	17,010	18,168	11.0	12.1
46	48	Orissa Tributary Mahals ... ..	840,450	137,407	14,500	15,296	11.3	12.0
49	49	Chittagong Hill Tracts ... ..	59,566	8,935	907	1,006	10.1	11.2
		Total ...	(a) 86,412,749	(b) 6,461,912	1,507,345	1,535,548	27.5	28.1

(a) Total male population in Bengal.  
 (b) 15 per cent. of the total male population of Bengal.

14. The classification of pupils according to their progress in all schools of general instruction is shown in the following table. The *high stage* includes pupils in the first two classes of a high English school; the *middle stage* includes pupils in the lower classes of these schools and in the higher classes of middle schools, down to the point which marks the limits of primary education; the *upper primary stage* includes the higher section, and the *lower primary stage* the lower section of primary schools or classes, these last again being subdivided into those that read printed books and those that are below that stage:—

CLASS OF SCHOOLS.	Number of schools on the 31st March.	Number of pupils on the rolls on the 31st March.	HIGH STAGE.			MIDDLE STAGE.			UPPER PRIMARY STAGE.			LOWER PRIMARY STAGE.						TOTAL.		
			Boys.	Girls.	Total.	Boys.	Girls.	Total.	Boys.	Girls.	Total.	Reading printed books.			Not reading printed books.			Boys.	Girls.	Total.
												Boys.	Girls.	Total.	Boys.	Girls.	Total.			
1	2	3	4	5	6	7	8	9	10	11	12	13	14	15	16	17	18	19	20	21
High English ...	402	81,612	27,693	167	27,850	22,502	298	22,800	17,724	227	17,951	12,246	311	12,557	864	90	454	80,529	1,083	81,612
Middle " ...	934	68,558	19	...	19	11,340	546	11,886	18,358	629	18,987	32,876	771	33,647	3,318	699	4,017	65,911	2,645	68,556
" vernacular ...	1,173	65,977	18	14	32	9,955	81	10,036	15,550	255	15,805	32,745	1,057	33,802	6,030	272	6,302	64,298	1,679	65,977
Upper primary ...	4,142	160,966	...	...	...	361	23	384	20,938	815	21,753	101,447	6,445	107,892	27,623	3,314	30,937	150,369	10,597	160,966
Lower " ...	30,20	1,144,511	...	...	...	7	3	10	3,040	229	3,269	741,473	51,222	792,695	311,730	36,807	348,537	1,056,260	88,251	1,144,511
Total ...	56,853	1,521,022	27,730	171	27,901	44,165	951	45,116	75,610	2,155	77,765	920,787	59,806	980,593	349,165	41,182	390,247	1,417,357	104,265	1,521,622
Total for 1894-95	55,486	1,455,167	27,790	163	27,953	43,530	932	44,522	75,720	1,961	77,681	882,352	59,689	942,041	352,358	40,612	392,970	1,381,750	103,417	1,485,167

The pupils in the high stage and those not reading printed books decreased by 52 and 2,723 respectively, while those in the other stages advanced, the most noteworthy increase (38,552) being observed in the higher section of the lower primary stage (reading printed books).

15. The following compendious summary of the foregoing table compares the salient figures for the past two years:—

STAGE.	Number of pupils.		Increase.	Decrease.
	1895.	1896.		
1	2	3	4	5
High .. .. .	27,953	27,901	...	52
Middle .. .. .	44,522	45,116	594	...
Upper primary .. .. .	77,031	77,765	84	...
Lower primary, higher section	942,041	980,593	38,552	...
Ditto, lower section	392,970	390,247	...	2,723
Total .. .. .	1,485,167	1,521,622	36,455	2,775
Net increases			36,455	

The decrease in the high stage is of little moment; the increase in the middle, upper primary and the higher section of the lower primary is satisfactory.

16. The number of pupils in all classes of institutions aided and unaided, public and private, is shown in the following table for each division:—

DIVISION.	NUMBER OF PUPILS IN PUBLIC INSTITUTIONS.									
	Colleges.		Secondary schools.		Primary schools.		Special schools.		Total.	
	1894-95.	1895-96.	1894-95.	1895-96.	1894-95.	1895-96.	1894-95.	1895-96.	1894-95.	1895-96.
1	2	3	4	5	6	7	8	9	10	11
Burdwan .. .. .	503	475	40,046	39,909	270,536	263,935	870	898	311,855	304,157
Presidency .. .. .	251	247	33,762	33,263	153,931	159,638	632	572	198,576	193,743
Calcutta .. .. .	3,999	4,095	20,818	21,095	15,023	14,912	2,507	3,070	42,347	43,172
Rajshahi .. .. .	129	99	18,198	17,477	97,525	95,675	621	570	116,473	113,821
Dacca .. .. .	684	702	39,018	40,123	193,106	207,820	1,395	1,366	234,203	250,011
Chittagong .. .. .	35	47	15,434	16,153	127,654	124,768	1,006	1,041	144,129	142,007
Patna .. .. .	357	339	15,540	16,842	152,761	163,157	1,484	1,361	170,142	180,698
Bhagalpur .. .. .	105	114	8,303	8,514	80,936	87,313	362	431	89,706	96,372
Orissa .. .. .	59	76	5,610	5,794	95,072	102,379	425	327	101,166	109,076
Orissa Tributary Mahals	...	...	1,164	1,238	13,806	14,513	13	4	14,933	15,755
Chota Nagpur .. .. .	...	...	5,580	5,999	63,884	69,904	395	374	69,839	76,277
European schools .. .. .	...	...	6,689	6,715	891	965	160	41	7,640	7,721
Total .. .. .	6,122	6,193	215,042	216,145	1,270,125	1,305,477	9,870	9,995	1,501,159	1,537,810

DIVISION.	NUMBER OF PUPILS IN PRIVATE INSTITUTIONS.										Grand Total.	
	Advanced.		Elementary.		Teaching the Koran only.		Other schools.		Total.			
	1894-95.	1895-96.	1894-95.	1895-96.	1894-95.	1895-96.	1894-95.	1895-96.	1894-95.	1895-96.		
1	2	3	4	5	6	7	8	9	10	11	12	13
Burdwan .. .. .	2,261	1,727	398	191	570	603	221	...	3,448	2,521	315,403	306,678
Presidency .. .. .	822	1,052	38	42	24	128	...	...	879	1,222	199,455	199,965
Calcutta .. .. .	89	200	31	1,037	1,913	2,260	...	...	2,033	3,347	44,380	46,569
Rajshahi .. .. .	1,271	1,107	902	648	994	1,188	...	...	3,107	2,943	119,580	116,764
Dacca .. .. .	5,337	6,000	3,940	3,714	27,824	26,081	165	293	37,266	39,683	271,439	286,099
Chittagong .. .. .	3,388	3,031	2,509	1,714	33,310	34,042	873	818	40,580	32,199	184,709	181,512
Patna .. .. .	15,751	15,274	11,791	12,196	2,598	3,044	2,059	1,460	32,199	31,974	202,341	212,672
Bhagalpur .. .. .	3,966	4,167	4,433	5,290	864	961	707	1,279	9,970	10,697	99,676	107,069
Orissa .. .. .	1,512	1,510	7,771	7,537	57	112	90	110	8,430	8,269	110,596	118,345
Orissa Tributary Mahals.	120	149	185	229	26	65	28	15	349	468	16,332	16,213
Chota Nagpur .. .. .	489	575	472	351	117	62	21	...	1,099	1,018	70,938	77,295
European Schools .. .. .	...	...	...	...	...	...	...	...	...	...	7,640	7,721
Total .. .. .	35,006	34,692	32,463	32,979	68,737	68,546	4,154	2,975	140,360	1,39,198	1,641,519	1,677,602

Regarding public institutions there has been a decrease in the Burdwan, Rajshahi and Chittagong Divisions.

CONTROLLING  
AGENCIES.

## II.—CONTROLLING AGENCIES.

17. Sir Alfred Croft held charge of the Department throughout the year. He was on tour in the districts of Jalpaiguri, Patna, Muzaffarpur, Monghyr, Bhagalpur, Rajshahi (twice), and Dacca, and spent 29 days on inspection outside Calcutta.

18. The following changes took place in the staff of higher inspecting officers during the year under report:—Rai Radhika Prasanna Mukherjea Bahadur, Inspector of Schools, Presidency Circle, was on privilege leave for six weeks from the 13th March, and Babu Chandra Mohan Majumdar, M.A., B.L., Assistant Inspector of Schools, Presidency Division, acted for him. Babu Chandra Mohan Majumdar was on leave on medical certificate from the beginning of the year to the 31st July, and Babu Mati Lal Maitra acted as Assistant Inspector of Schools, Presidency Division, during this period, as well as during the deputation of Babu Chandra Mohan Majumdar as stated above. Babu Biresvar Chakravarti, Assistant Inspector of Schools, Chota Nagpur Division, was on privilege leave for 37 days from the 12th November, and Babu Isan Chandra Ghosh, M.A., acted for him. Babu Beni Madhab De, M.A., Assistant Inspector of Schools, Burdwan Division, was on furlough throughout the year, and Babu Brajendra Kumar Guha, B.A., Assistant Inspector of Schools, Chittagong Division, acted for him, Babu Kumud Bandhu Basu, Deputy Inspector of Schools, Tippera, acting as Assistant Inspector of Schools, Chittagong Division. I served as Inspector of Schools, Rajshahi and Burdwan Circle, during the year, but was on privilege leave for one month from the 24th August, when Babu Brajendra Kumar Guha, B.A., Officiating Assistant Inspector of Schools, Burdwan Division, held charge of the office in addition to his own duties. Mr. LeFeuvre, B.A., Assistant Inspector of Schools, Rajshahi Division, was on privilege leave for one month from the 25th January. Babu Dina Nath Sen, Officiating Inspector of Schools, Eastern Circle, was on privilege leave for two months from the 1st June, and Babu Mathura Nath Chatterji, M.A., Assistant Inspector of Schools, Bhagalpur Division, acted for him, Babu Hari Das Banerjea, M.A., Deputy Inspector of Schools, Sonthal Parganas, officiating as Assistant Inspector of Schools, Bhagalpur Division, during that period. Mr. G. A. Stack, Officiating Inspector of Schools, Bihar Circle, was on privilege leave from the 9th September to the 15th October, and Mr. Reuther, Assistant Inspector of Schools, Patna Division, acted for him. Maulvi Muhammad Ibrahim, B.A., Assistant Inspector of Muhammadan Education, Patna and Bhagalpur Divisions, was transferred to the Rajshahi and Burdwan Circle with effect from the 4th June, and Maulvi Abdul Karim, B.A., Assistant Inspector of Muhammadan Education, Dacca Division, joined his duties in the Presidency Circle and Orissa Division with effect from the 5th April.

19. The following table shows the inspection work of the Inspectors and Assistant Inspectors:—

NAME OF OFFICER.	Days on tour outside head-quarters.	SCHOOLS VISITED.								TOTAL VISITS PAID <i>in situ</i> TO SCHOOLS.				Number of days on duty as an inspecting officer.	REMARKS.
		High.	Middle English.	Middle Vernacular.	Upper Primary.	Lower Primary.	Girls.	Special and Indigen-ous.	Total.	Secondary.	Primary.	Special and Indigen-ous.	Total.		
1	2	3	4	5	6	7	8	9	10	11	12	13	14	15	16
Rai Radhika Prasanna Mukherjea Bahadur, Inspector of Schools, Presidency Circle.	148	62	21	21	20	63	39	11	237	118	124	11	253	347	Was on privilege leave for six weeks from 13th March. From 13th to 31st March.
Babu Chandra Mohan Majumdar, M.A., B.L., Officiating Inspector of Schools, Presidency Circle.	6	1	2	2	...	2	1	2	10	5	3	2	10	10	From 13th to 31st March.
.. Chandra Mohan Majumdar, M.A., B.L., Assistant Inspector of Schools, Presidency Division.	129	53	25	26	25	64	31	4	238	114	120	4	238	227	Was on medical leave for 4 months from 1st April to 31st July and on deputation for 16 days.
.. Mati Lal Maitra, Officiating Assistant Inspector of Schools, Presidency Division.	48	20	16	5	1	6	12	...	60	41	19	...	60	189	Was on privilege leave for 37 days from 12th November to 18th December.
.. Biresvar Chakravarti, Assistant Inspector of Schools, Chota Nagpur Division.	180	12	10	12	22	101	11	10	187	43	184	10	187	229	Was on privilege leave for 37 days from 12th November to 18th December.

NAME OF OFFICER.	Days on tour outside head-quarters,	SCHOOLS VISITED.								TOTAL VISITS PAID <i>in situ</i> TO SCHOOLS.				Number of days on duty as an inspecting officer.	CONTROLLING AGENCIES.	REMARKS.
		High.	Middle English.	Middle Vernacular.	Upper Primary.	Lower Primary.	Girls.	Special and indige-nous.	Total.	Secondary.	Primary.	Special and indigenous.	Total.			
		3	4	5	6	7	8	9	10	11	12	13	14			
1	2	3	4	5	6	7	8	9	10	11	12	13	14	15	16	
Babu Isan Chandra Ghosh, M.A., Officiating Assistant Inspector of Schools, Chota Nagpur Division.	27	1	11	6	4	9	1	4	36	18	14	4	36	37	From 12th November to 18th December.	
Dr. C. A. Martin, Inspector of Schools, Rajshahi and Burdwan Circle.	193	54	52	34	15	52	22(a)	8	237	151	86	8	245	335	Was on privilege leave for one month from the 24th August. (a) Includes 3 secondary girls' schools. Also inspected 1 college.	
Babu Brajendra Kumar Guha, Officiating Assistant Inspector of Schools, Burdwan Division.	186	58	39	31	26	125	38	5	322	123	189	5	322	366		
Mr. E. A. LeFevvre, B.A., Assistant Inspector of Schools, Rajshahi Division.	217	14	62	87	58	101	25	9	358	171	180	9	360	336	Was on privilege leave for one month from the 25th January.	
Babu Dina Nath Sen, Officiating Inspector of Schools, Eastern Circle.	127	27(b)	19	17	22	56	12	5	158	69	84	5	158	306	(b) Including 1 college. Was on privilege leave for two months from the 9th June.	
.. Mathura Nath Chatterjee, M.A., Officiating Inspector of Schools, Eastern Circle.	45	10	5	22	8	16	5	1	67	39	27	1	67	60	From the 9th June.	
.. Kumud Bandhu Basu, Officiating Assistant Inspector of Schools, Chittagong Division.	184	15	23	63	35	48	35	9	228	117	120	9	246	366		
Mr. G. A. Stack, Officiating Inspector of Schools, Bihar Circle.	151	32	22	25	20	72	7	4	182	98	99	4	201	329	Was on privilege leave for 37 days from the 9th September.	
.. J. A. Reuther, Officiating Inspector of Schools, Bihar Circle.	29	5	4	4	7	14	2	...	36	13	23	...	36	37	From the 9th September.	
.. J. A. Reuther, Assistant Inspector of Schools, Patna Division.	198	8	28	41	29	187	1	6	300	79	217	6	302	329	Was on deputation as Officiating Inspector of Schools from the 9th September.	
Babu Mathura Nath Chatterjee, M.A., Assistant Inspector of Schools, Bhagalpur Division.	144	6	21	30	25	88	16	3	189	67	129	3	199	290	Was on deputation as Officiating Inspector of Schools, Eastern Circle, from 9th June to 15th August.	
.. Hari Das Banerjee, M.A., Officiating Assistant Inspector of Schools, Bhagalpur Division.	59	2	9	10		26	3	3	62	27	38	3	68	76	From the 1st June to 15th August.	
.. Radha Nath Rai, Temporary Inspector of Schools, Orissa Division.	159	9	15	14	31	123	19	23	234	62	169	25	256	366		
Maulvi Abdul Karim, B.A., Assistant Inspector of Schools, Muhammadan Education, Presidency Circle and Orissa Division.	162	47	43	38	14	60	37	20	259	141	111	20	272	362	From the 5th April.	
.. Muhammad Ibrahim, B.A., Assistant Inspector of Schools, Muhammadan Education, Patna and Bhagalpur Divisions.	6	...	...	...	...	8	...	2	10	...	8	2	10	64	From the 1st April to the 3rd June.	
.. Muhammad Ibrahim, B.A., Assistant Inspector of Schools, Muhammadan Education, Rajshahi and Burdwan Circle.	162	18	34	28	20	135	6	9	250	80	161	9	250	302	From the 4th June.	
Mr. H. A. Bamford, Inspector of European Schools, Bengal.	63	9	33	...	17	1	...	1(c)	61	...	...	...	...	366	(c) Civil Engineering College, Sibpur.	
Mrs. M. Wheeler, Inspectress of Schools	35	...	...	15	43	...	...	...	58	...	...	...	...	366		

20. *Presidency Circle.*—Rai Radhika Prasanna Mukherjee Bahadur was on tour for 146 days (during 347 working days), of which 99 days were given to the Presidency and 47 days to the Chota Nagpur Division. In the former he spent 26 days in the 24-Parganas, 25 in Nadia, 23 in Murshidabad, 14 in Jessore, and 11 in Khulna. In the Chota Nagpur Division he spent 11 days in Hazaribagh, 10 in Lohardaga, 8 in Palamau, 10 in Manbhum, and 8 in Singhbhum. As already stated in previous reports, the Presidency Inspector has many engagements at head-quarters by reason of his duties in connection with the Central Text-Book Committee, the University of Calcutta, &c., his record of work may therefore be accepted as quite satisfactory. My cordial acknowledgments are due to him for the very valuable assistance given by him in the preparation of this report. As Officiating Inspector, Babu Chandra Mohan Majumdar was out on tour for 6 days (during 19 days of March), of which 1 day was spent in the 24-Parganas and 5 in Nadia.

CONTROLLING  
AGENCIES.

As Assistant Inspector of Schools, Presidency Division, Babu Chandra Mohan Majumdar was out on tour for 120 days (during 8 months), viz. 49 days in the 24-Parganas, 19 in Nadia, 16 in Murshidabad, 15 in Jessore, and 21 in Khulna. A large portion of his time is taken up in connection with the Central Text-Book Committee, Calcutta, of which he is a member and Assistant Secretary. The record of his work is entirely satisfactory.

As Officiating Assistant Inspector of Schools, Presidency Division, on two occasions, as stated before, Babu Mati Lal Maitra was out on tour for 48 days (during 139 days), of which 9 were spent in the 24-Parganas, 15 in Nadia, 12 in Murshidabad, 5 in Jessore, and 7 in Khulna.

Babu Biresvar Chakravarti, Assistant Inspector, Chota Nagpur Division, was out on tour for 130 days (during 329 days), and his *locum tenens*, Babu Isan Chandra Ghosh, M.A., for 27 days (during 37 days). The combined work of the two officers is thus summed up:—Hazaribagh 48, Lohardaga 30, Palamau 18, Manbhum 43, and Singhbhum 18 days.

21. *Rajshahi and Burdwan Circle.*—For myself I was out on tour for 193 days (during 11 months), of which 63 were given to the Rajshahi and 127 to the Burdwan Division, besides 3 days spent on duty in Calcutta. In the former I spent 5 days in Rajshahi, 6 in Dinajpur, 3 in Jalpaiguri, 26 in the Darjeeling hills, 13 in the Darjeeling Terai, 1 in Rangpur, none in Bogra, and 9 in Pabna. In the latter 35 days were given to Burdwan, 24 to Birbhum, 19 to Bankura, 14 to Midnapore, 21 to Hooghly, and 14 to Howrah. With the large area in my charge I have been in the habit of devoting the cold weather of alternate years to one or other of the Divisions in my care. Taking the last two years, my touring in the districts of my circle is shown below:—

Division.	District.	Days on tour in 1894-95.	Days on tour in 1895-96.	Total for two years.
1	2	3	4	5
Rajshahi	Rajshahi ... ..	16	5	21
	Dinajpur ... ..	17	6	23
	Jalpaiguri ... ..	25	3	28
	Darjeeling Hills ... ..	7	26	33
	Ditto Terai ... ..	...	13	13
	Rangpur ... ..	34	1	35
	Bogra ... ..	18	...	18
	Pabna ... ..	30	9	39
		147	63	210
Burdwan	Burdwan ... ..	2	35	37
	Birbhum ... ..	6	24	30
	Bankura ... ..	5	19	24
	Midnapore ... ..	22	14	36
	Hooghly ... ..	6	21	27
	Howrah ... ..	2	14	16
		43	137	170

The most important districts are those of Rangpur and Pabna in the Rajshahi Division and of Burdwan and Midnapore in the Burdwan Division, and to these I paid the largest share of my attention: to the districts of Bogra and Howrah I gave least attention, as they are very small districts, hardly larger than subdivisions.

Babu Brajendra Kumar Guha, B.A., Officiating Assistant Inspector of Schools, Burdwan Division, was on tour for 186 days during the year, of which 34 days were allotted to Burdwan, 21 to Birbhum, 33 to Bankura, 37 to Midnapore, 31 to Hooghly, and 30 days to Howrah. I think that, considering the relative importance of the districts of the Burdwan Division, he would have done well to have given more of his attention to the districts of Burdwan and Midnapore and less to the districts of Howrah and Bankura. I must, however, remark that the assistance which I received from him in my office-work was of a most helpful and valuable kind.

Mr. E. A. LeFevre, B.A., spent 39 days in Rajshahi, 31 in Dinajpur, 21 in Jalpaiguri, 12 in Darjeeling, 41 in Rangpur, 21 in Bogra, and 52 in Pabna,—altogether a record of 217 days. The work was well distributed. I consider that Mr. LeFevre has much benefited by a further year's experience in inspection work and is now a valuable inspecting officer.

22. *Eastern Circle.*—Babu Dina Nath Sen, Officiating Inspector of Schools, was out on tour for 127 days (during 306 days), viz. 78 days in the Dacca and 49 in the Chittagong Division. In the former 33 days were allotted to Dacca, 2 to Mymensingh, 19 to Faridpur, and 24 to Backergunge. In the latter he spent 30 days in Tippera, 10 in Noakhali, and 9 in Chittagong. In the previous year the Officiating Inspector spent 51 days in Dacca, 38 days in Mymensingh, 30 days in Faridpur, and 35 days in Backergunge. In my opinion a great deal too much time was spent in the Dacca district, and much too little attention paid to the large and important district of Mymensingh.

Babu Mathura Nath Chatterjea, M.A., his *locum tenens* for two months, spent 45 days in the Dacca Division, viz. 23 in Dacca and 22 in Mymensingh. The South Lushai Hills were inspected by neither of these officers.

Babu Kumud Bandhu Basu, Officiating Assistant Inspector of Schools, Chittagong Division, was 184 days on tour during the year, viz. 80 days in Tippera, 47 in Noakhali, 52 in Chittagong, and 5 in the South Lushai Hills.

23. *Bihar Circle.*—Mr. G. A. Stack was on tour for 151 days (during 329 days), of which 77 days were given to the Patna and 74 days to the Bhagalpur Division. In the former he inspected for 2 days in Patna, 16 in Gaya, 25 in Shahabad, 9 in Saran, 7 in Champaran, 10 in Muzaffarpur, and 8 in Darbhanga. In the latter he spent 11 days in Monghyr, 19 in Bhagalpur, 7 in Purnea, 16 in Malda, and 21 in the Sonthal Parganas. In his endeavour to give a fair share of his time to each district in his very extensive circle he seems to have given too little to some which should have had a larger share of his attention. In a single cold-weather tour it is impossible for an inspecting officer to do justice to each of twelve districts. Mr. Reuther, his *locum tenens* for 37 days, spent 18 days in the Patna Division, viz. 3 in Patna and 15 in Shahabad, and 11 days in the Bhagalpur Division, viz. 1 in Monghyr and 10 in the Sonthal Parganas. It is not explained how the Patna district received in all only 5 days from the two officers.

Mr. Reuther, Assistant Inspector of Schools, Patna Division, was out on tour for 198 days (during 329 days), viz., 36 days in Patna, 29 in Gaya, 29 in Shahabad, 48 in Saran, 15 in Champaran, 25 in Muzaffarpur, and 16 in Darbhanga.

Babu Mathura Nath Chatterjea, M.A., Assistant Inspector of Schools, Bhagalpur Division, was 144 days out on tour (during 290 days), viz. 47 days in Monghyr, 28 in Bhagalpur, 6 in Purnea, 18 in Malda, and 45 in the Sonthal Parganas. Babu Hari Das Banerjea, M.A., his *locum tenens* for 76 days, was out on tour for 59 days, viz. 18 in Bhagalpur, 25 in Purnea, 14 in Malda, and 2 in the Sonthal Parganas. Between these two officers the several districts of the Division received a proper share of attention.

24. *Orissa Division.*—Babu Radha Nath Rai, Temporary Inspector, was out on tour for 159 days during the year, of which he spent 42 days in Cuttack, 46 in Balasore, 7 days in Angul, 33 days in Puri, and 31 days in the Orissa Tributary States. This is a good and well-distributed record of work.

25. Maulvi Muhammad Ibrahim, B.A., as Assistant Inspector of Muhammadan Education, Bihar Circle, was out on tour for 6 days (during 64 days), all of which were spent in the Patna district. During his incumbency as Assistant Inspector of Muhammadan Education, Rajshahi and Burdwan Circle, he was out on tour for 162 days (during 302 days), of which 124 days were allotted to the Rajshahi Division and 38 days to the Burdwan Division. In the former he spent 16 days in Rajshahi, 27 in Dinajpur, 13 in Jalpaiguri, 23 in Rangpur, 19 in Bogra, and 26 in Pabna. In the latter he spent 8 days in Midnapore, 29 in Hooghly, and only 1 day in Howrah. Under my instructions Maulvi Muhammad Ibrahim's time was given chiefly to the districts of the Rajshahi Division.

Maulvi Abdul Karim, B.A., Assistant Inspector of Muhammadan Education, Presidency Circle and Orissa Division, was instructed to give his attention to the Presidency Division alone during the year, and he gave 47 days to the 24-Parganas, 50 to Nadia, 23 to Murshidabad, 29 to Jessore, and 13 to Khulna,—in all 162 days.

26. *European Education.*—Mr. Bamford was on tour for 63 days during the year, against 68 in the year before.

CONTROLLING AGENCIES.

27. *Female Education.*—Mrs. Wheeler, Inspectress of Schools, was on tour outside Calcutta for 35 days, against 56 in the preceding year. She spent 7 days in Hooghly and 28 days in the 24-Parganas.

28. The following table shows the work done by the Deputy Inspectors :—

DISTRICT.	NAME.	Days serving as an inspecting officer.	DAYS ON TOUR OUTSIDE HEAD-QUARTERS.		Secondary schools under inspection.	Secondary schools visited.	Visits to secondary schools.	Total number of visits paid to schools.	REMARKS.
			Actual.	Reckoned in proportion to a full year.					
1	2	3	4	5	6	7	8	9	10
BURDWAN DIVISION.	Babu Sripati Banerjee ...	366	166	166			125	275	
	" Rameswar Sen (Offg. Additional Deputy Inspector).	21	21	366			2	3	From 1st to 21st April.
	" Amrita Lal Ghosh (Offg. Additional Deputy Inspector).	74	54	287	180	127	20	71	" 5th May to 17th July.
	Maulvi Mir Sajjat Ali (Offg. Additional Deputy Inspector).	258	139	198			91	132	" 18th July to 31st March.
	Birbhum ... Babu Jadu Nath Pal (Offg.) ...	91	38	151	39	39	13	49	" 1st April to 30th June.
	Bankura ... " Uma Prasad De ...	275	153	203			78	187	" 1st July to 31st March.
	" Hira Lal Pal, B.A. ...	366	164	164	61	61	115	340	
	" Mati Lal Mallik ...	276	145	192			78	193	Was on privilege leave for three months from 6th December.
	Midnapore ... " Rameswar Sen (Offg.) ...	90	73	297			56	117	From 6th December to 5th March.
	" Hara Mohan Bhattacharjee ...	22	12	199			5	16	" 1st to 22nd April.
	Hooghly ... " Rameswar Sen (Offg.) ...	100	40	146	106	86	30	70	" 23rd April to 31st July.
	" Dwarka Nath Sarkar ...	244	102	153			88	142	" 1st August to 31st March.
" Kali Nath Chaudhuri ...	237	103	159			70	204		
Howrah ... " Ram Gopal Mukherjee (Offg.) ...	38	20	192	55	49	21	30	From 1st July to 7th August.	
" Jadu Nath Pal (Offg.) ...	70	43	251			21	68	" 22nd January to 31st March.	
" Madhusudan Sinha, B.A. (Offg.) ...	67	8	43			1	11	" 1st April to 6th June.	
24-Parganas ... " Phani Bhushan Basu, M.A. ...	288	165	210	140	128	145	305	" 18th June to 31st March.	
" Mati Lal Maitra ...	223	105	174			72	167	" 9th August to 14th March.	
Nadia ... " Ram Das Mukherjee (Offg.) ...	143	49	126	87	76	30	64	" 1st April to 8th August, and from 19th to 31st March.	
Murshidabad ... " Phani Bhushan Basu, M.A. ...	75	31	151	49	48	5	25	" 1st April to 14th June.	
" Madhusudan Sinha, B.A. ...	291	155	193			89	210	" 15th June to 31st March.	
Jessore ... " Dwarka Nath Banerjee ...	286	134	171	85	86	30	49	" 18th November to 17th February.	
" Gopal Chandra Chatterjee (Offg.) ...	79	44	203			30	49		
Khulna ... " Harihar Das ...	275	130	174	91	88	109	181	" 1st to 27th April, and from 28th July to 31st March.	
" Gopal Chandra Chatterjee (Offg.) ...	91	61	205			35	83	" 23rd April to 27th July.	
Calcutta ... " Isan Chandra Ghosh, M.A. ...	282					66	176	" 1st April to 10th November, and from 20th December to 27th January, and from 14th to 31st March.	
" Kiran Chandra Banerjee, B.A. (Offg.) ...	84				59	14	40	" 11th November to 19th December, and from 28th January to 13th March.	
RAJSHAHI DIVISION.	Rajshahi ... " Adinath Mitra ...	366	152	152	32	32	92	246	
	Mir Sajjat Ali ...	100	15	55			5	13	From 1st April to 9th July.
	Dinajpur ... Babu Jadu Nath Pal ...	105	46	160	34	34	13	63	" 10th July to 22nd October.
	" Mahendra Nath Datta ...	161	118	268			60	181	" 23rd October to 31st March.
	" Jadu Nath Chakravarti ...	52	12	84			3	15	" 1st April to 22nd May.
	" Gopal Chandra Ghoshal ...	261	153	221	25	25	71	242	" 13th June to 31st March. Was on privilege leave from 17th October to 17th November.
	Jalpaiguri ... " Taraprasad Biswas (Offg.) ...	32	23	251			11	23	
	Rangpur ... " Becharam Ganguli ...	366	161	161	67	66	97	204	
	Bogra ... " Giridhari Basu ...	366	151	151	30	28	88	164	
	Pabna ... " Bhubaneswar Gupta ...	51							From 1st April to 21st May.
	" Jadu Nath Chakravarti ...	312	187	218	62	62	119	231	" 24th May to 31st March.
	" Uma Kisor Ray ...	368	159	159	174	151	156	270	
Dacca Mymensingh ... " Radhakisor Chakravarti ...	366	208	208	129	122	157	241		
" Tarak Bandhu Chakravarti ...	315	142	165			94	198	Was on privilege leave from 10th February to 31st March.	
Faridpur ... " Srinath Guha (Offg.) ...	51	33	236	101	101	19	47	From 10th February to 31st March.	
" Srinath Guha (Offg.) ...	79	30	139			13	55	" 1st April to 18th June.	
Backergunge ... " Ramsundar Basak ...	268	173	236	98	88	113	316	" 19th June to 12th March.	
" Kali Kisor Ghosh (Offg.) ...	19	13	250			5	26	" 13th to 31st March.	
Tippera ... " Sarada Kanta Sen (Offg.) ...	366	162	162	81	79	109	310		
Noakhali ... " Mahim Chandra Chatterji, B.A. ...	311	125	147	53	53	91	239	" 1st to 8th April, and from 20th May to 17th March.	
" Rames Chandra Das, B.A. (Offg.) ...	63	27	156			9	34	" 9th April to 18th May, and from 18th to 31st March.	
Chittagong ... " Mahim Chandra Basu (Offg.) ...	305	167	200	67	66	96	263	" 1st April to 21st May, and from 22nd July to 31st March.	
" Govinda Chandra Chakravarti, B.A. ...	61	43	258			38	71	" 22nd May to 21st July.	
PATNA DIVISION.	Patna ... " Ram Prakash Lal ...	366	209	209	28	17	50	354	
	" Dwarka Prasad ...	323	185	213			46	308	On privilege leave from 18th February to 31st March.
	Gaya ... " Girwardhari Lal (Offg.) ...	43	29	247	14	14	11	46	
	" Radha Lal ...	292	153	191	23	23	62	357	On privilege leave for 2 months and 13 days from the 14th May.
	Shahabad ... " Girwardhari Lal (Offg.) ...	74	50	247	21	18	19	78	
	Saran ... Maulvi Abdur Kabim ...	345	207	219			74	352	On privilege leave for 20 days from the 15th June.
	Champeran ... Babu Bhagavati Sahai, M.A., B.L. ...	366	151	151	13	13	78	297	
	" Baldeo Misra, B.A. ...	335	163	184			58	325	On privilege leave for 31 days from the 17th February.
	Muzaffarpur ... " Narayan Lal (Offg.) ...	31	25	294	10	16	10	56	
	" Mukunda Lal ...	336	153	168			32	320	On privilege leave for one month from the 18th November.
	Darbhanga ... " Bhagwat Narayan (Offg.) ...	30	29	363	17	15	1	86	



DISTRICT.	NAME.	Days serving as an inspecting officer.	DAYS ON TOUR OUTSIDE HEAD-QUARTERS.		Secondary schools under inspection.	Secondary schools visited.	Visits to secondary schools.	Total number of visits paid to schools.	REMARKS.	
			Actual.	Reckoned in proportion to a full year.						
1	2	3	4	5	6	7	8	9	10	
BHAGALPUR DIVISION.	Monghyr ...	Babu Beni Prasad Misra ...	204	77	135	17	17	19	168	On privilege leave for three months from the 32nd October.
	Bhagalpur ...	Harabans Sahai (Offg.) ...	156	111	200	11	11	40	248	
	Bhagalpur ...	Somnath Jharkhandi, B.A. ...	306	201	201	11	11	68	320	Was on privilege leave from 28th November to 12th February.
	Purnea ...	Sripati Mukherjee, B.A. ...	289	135	170	11	11	39	181	
	Malda ...	Dayal Narayan Lal (Offg.) ...	77	47	223	25	24	9	50	From 28th November to 12th February.
	Malda ...	Harinath Chatterjee ...	305	159	152	25	24	82	249	
	Sonthal Parganas ...	Hari Das Banerjee, M. A. ...	283	126	163	20	20	44	188	" 1st April to 28th May, and from 20th August to 31st March.
	Sonthal Parganas ...	Jogeeswar Mukherjee (Offg.) ...	83	51	225	2	2	14	45	
	Sonthal Parganas ...	Samuel Bibudhan Mandal, B. A., Special Deputy Inspector.	305	230	270	2	2	3	270	" 1st April to 9th October, and from 16th December to 31st March.
	Sonthal Parganas ...	Jogeeswar Mukherjee (Offg.) ...	61	63	312	2	2	5	67	
ORISSA DIVISION.	Outlook ...	Pyari Mohan Sen ...	306	155	155	40	34	76	200	" 10th October to 9th December.
	Balasore ...	Raghunath Ghosh ...	306	201	201	33	31	102	422	
	Puri ...	Bhagabati Charan Sen ...	306	152	152	21	21	46	253	
CHOTA NAGPUR DIVISION.	Hazaribagh ...	Gopal Chandra Ghoshal ...	61	25	150	14	14	4	54	From 1st April to 31st May.
	Hazaribagh ...	Ram Taran Samanta ...	305	207	248	25	25	67	435	" 1st June to 31st March.
	Hazaribagh ...	Kalikanda Mukherjee ...	289	133	168	25	25	62	287	
	Lohardaga ...	Nagendra Nath Basu (Offg.) ...	77	25	119	6	6	6	82	" 1st to 20th April, and from 7th July to 31st March.
	Lohardaga ...	Mati Lal Sarkar ...	306	214	214	6	6	13	413	
	Palamau ...	Krishna Kisor Adhikari, M.A. ...	41	2	17	25	25	1	1	" 21st April to 6th July.
	Manbhum ...	Sital Chandra Chatterjee (Offg.) ...	325	177	199	25	25	65	286	
Singhbhum ...	Ram Taran Samanta ...	47	12	90	10	10	4	25	" 1st April to 17th May.	
Singhbhum ...	Bhubaneswar Gupta ...	304	145	176	10	10	34	229		

It is satisfactory to note that the prescribed minimum of 150 days was attained in all the districts. Judging the work personally performed by each officer, it is seen that Babu Mahim Chandra Chatterji, B.A., of Tippera has fallen short of the prescribed limit by three days reckoned in proportion to a full year, owing, it is said, to ill-health. The case of Babu Beni Prasad Misra need not be discussed, as he died in course of the year. The highest activity has been displayed by Babu Samuel Bibudhan Mandal, B.A., Special Deputy Inspector of the Sonthal Parganas, with 230 days. After him come Babu Mati Lal Sarkar of Palamau with 214 days, Babu Ram Prakash Lal of Patna with 209 days, Babu Radha Kisor Chakravarti of Mymensingh with 208 days, Maulvi Abdur Rahim of Saran with 207 days (during 345 days), Babu Ram Taran Samanta of Hazaribagh with 207 days (during 305 days), and Babu Somnath Jharkhandi, B.A. of Bhagalpur and Babu Raghunath Ghosh of Balasore with 201 days each.

29. As observed in the previous reports, proper supervision of the secondary schools by one Deputy Inspector is a matter of great difficulty in the districts of Burdwan, 24-Parganas, Dacca, Mymensingh, and Faridpur, which possess more than 120 secondary schools, and even in those with from about 90 to 100 of these schools, such as Hooghly, Midnapore, Nadia, Jessore, Khulna, and Backergunge, the difficulty is considerable. To remedy matters to some extent, additional Deputy Inspectorships have been sanctioned for the present for the districts of 24-Parganas, Dacca, Mymensingh, and Faridpur. Burdwan has had such an officer for many years.

The following officers have shown commendable zeal in visiting the secondary schools under their charge:—Babu Radha Kisor Chakravarti of Mymensingh (with 157 visits to secondary schools), Babu Uma Kisor Ray of Dacca (with 156 visits to secondary schools) in the Dacca Division, Babu Phani Bhushan Basu (with 145 visits in the 24-Parganas and 5 in Murshidabad) in the Presidency Division.

As in the previous year, visits to secondary schools have been paid sufficiently often in most districts. It is satisfactory to note that nowhere has the number of visits to secondary schools been less than the number of such schools except in Dacca. Leaving out of consideration the eleven districts

CONTROLLING  
AGENCIES.

mentioned above, the secondary schools have generally been visited once or oftener in the other districts.

30. In the Rajshahi and Burdwan Circle the Deputy Inspectors were directed to send in monthly with their travelling allowance bills a continuous record of inspections of secondary schools and the dates of visits. By this means a thorough check over their work was rendered possible. The report of the Burdwan Division lucidly points out the improvement effected thereby in regard to the inspection of the secondary schools of that division. In the Presidency Circle, where the system of an annual (and not monthly) check of the inspection of secondary schools by Deputy Inspectors has for a long time been in force, all were visited by the Deputy Inspectors, except in the 24-Parganas, Nadia, and Jessore, which fall within the list of eleven districts mentioned above. In the Chittagong Division all the secondary schools were visited with the exception of two schools in Tippera. The system adopted by me for the Rajshahi and Burdwan Circle, was circulated by Sir Alfred Croft to other Inspectors' Circles, but it is a pity that in no other divisional report is there a clear statement as to whether all the secondary schools in the different districts were visited by the Deputy Inspectors or not.

31. The Assistant Inspector of Schools, Bhagalpur Division, says:— "Nothing is definitely settled as to the number of visits to be paid by the Deputy Inspectors. Mr. Stack simply states that such an official should see on an average two schools per diem. But as the Deputy Inspectors have to see principally the secondary schools, where thorough inspection sometimes requires more than a day, the inspection will not be systematic, thorough, and effective if a restriction of visits of two schools per diem be enforced on them." It is generally understood that the Deputy Inspectors are responsible not only for the state of secondary but also of primary schools. It is of course neither desirable nor practicable to lay down a hard-and-fast rule on the subject. In those cases where the good sense of the Deputy Inspectors is not sufficient to guide them in their inspection of the different classes of schools, it is hoped that the superior judgment of the Inspectors will control them in this respect. Much also depends upon the nature of the district in which a Deputy Inspector is employed.

32. The Deputy Inspectors commended for specially good work in addition to those favourably noticed above are Babus Harihar Das, Isan Chandra Ghosh, M.A., Madhusudan Sinha, B.A., and Dwarka Nath Banerjea in the Presidency Division; Babus Krishna Kisor Adhikari, M.A., and Kalikananda Mukherjea in the Chota Nagpur Division; Babus Mati Lal Malik, M.A., and Kali Nath Chaudhuri in the Burdwan Division; Babu Becharam Ganguli in the Rajshahi Division; Babu Mahim Chandra Basu in the Chittagong Division; Babus Hari Das Banerjea, M.A., and Somnath Jharkhandi, B.A., in the Bhagalpur Division; and Babu Raghunath Ghosh in the Orissa Division.

33. The following table shows the work done by the Sub-Inspectors:—

DIVISION.	DISTRICT.	Number of Sub-Inspectors of Schools	Days on tour outside Head-quarters.	Number of schools visited (including secondary and special).	NUMBER OF SCHOOLS UNDER INSPECTION.			Average number of primary schools under inspection.	Average number of visits paid to primary schools.	Total number of visits paid to schools <i>per sita</i> .	REMARKS.
					Primary.	Indigenous.	Total.				
1	2	3	4	5	6	7	8	9	10	11	12
BURDWAN	Burdwan ...	6	1,274	1,477	1,227	40	1,267	205	304	2,091	
	Birbhum ...	3	668	894	942	32	974	314	356	1,189	
	Bankura ...	4	815	1,276	1,311	49	1,360	328	412	1,908	
	Midnapore ...	10	2,131	3,046	5,006	49	5,055	501	375	4,030	
	Hooghly ...	6	1,192	1,675	1,278	78	1,356	213	375	2,440	
	Howrah ...	3	606	1,026	748	27	775	249	400	1,738	
	Average for the Division.	...	209	294	328	9	837	...	367	415	
PRESIDENCY	24-Parganas ...	11	2,302	2,781	1,682	34	1,716	163	384	4,594	
	Nadia ...	6	1,321	939	849	34	883	142	407	2,714	
	Murshidabad ...	4	867	838	699	9	708	175	370	1,634	
	Jessore ...	6	1,270	1,211	1,165	27	1,192	194	398	2,582	
	Khulna ...	4	838	843	932	5	937	233	312	1,520	
	Average for the Division.	...	213	213	172	3	175	...	380	431	
CALCUTTA	.....	1*	...	262	285	125	410	...	231	263	* This officer's work is confined to Calcutta.

DIVISION.	DISTRICT.	Number of Sub-Inspectors of Schools.	Days on tour outside head-quarters.	Number of schools visited (including secondary and special).	NUMBER OF SCHOOLS UNDER INSPECTION.			Average number of primary schools under inspection.	Average number of visits paid to primary schools.	Total number of visits paid to schools in situ.	REMARKS.	
					Primary.	Indigenous.	Total.					
1	2	3	4	5	6	7	8	9	10	11	12	
RAJSHAHI ...	Rajshahi ...	3	615	441	526	8	532	175	226	734		
	Dinajpur ...	3	1,348	863	864	64	918	142	314	2,028		
	Jalpaiguri ...	3	602	637	418	6	424	139	248	930		
	Darjeeling ...	1	256	51	86	2	88	86	285	291		
	Rangpur ...	3	1,665	862	780	34	814	98	237	2,145		
	Bogra ...	2	371	426	389	69	478	194	340	714		
	Pabna ...	4	801	673	616	53	669	129	298	1,327		
	Average for the Division.	...	209	143	132	9	141	...	277	302		
DACCA ...	Dacca ...	6	1,288	1,392	1,558	3,196	4,754	260	325	2,410		
	Mymensingh ...	7	1,542	1,750	2,553	271	2,824	345	368	2,866		
	Faridpur ...	4	870	892	1,349	209	1,598	347	318	1,561		
	Backergunge ...	5	1,139	1,343	3,477	468	3,935	695	320	1,966		
	Average for the Division.	...	220	248	408	183	596	...	336	397		
CHITTAGONG ...	Tippera ...	5	993	1,127	1,966	552	2,518	393	321	1,829		
	Noakhali ...	4	876	1,094	1,502	1,219	2,721	375	329	1,509		
	Chittagong ...	4	893	864	1,183	808	1,989	290	346	1,616		
	Chittagong Hill Tracts.	1	232	53	53	7	60	53	122	123		
		Average for the Division.	...	214	224	336	185	521	...	316	363	
PATNA ...	Patna ...	4	912	1,221	1,525	634	2,159	381	347	1,468		
	Gaya ...	4	871	928	1,014	470	1,484	254	364	1,658		
	Shahabad ...	4	896	690	643	272	915	161	378	1,720		
	Saran ...	4	917	1,173	805	318	1,183	216	488	2,678		
	Champaran ...	2	411	521	840	280	1,120	420	373	486		
	Muzaffarpur ...	4	820	817	902	537	1,739	226	458	2,161		
	Darbhanga ...	3	620	906	865	610	1,476	288	534	1,711		
	Average for the Division.	...	218	250	266	137	403	...	418	471		
BHAGALPUR ...	Monghyr ...	3	705	845	1,137	451	1,588	379	443	1,517		
	Bhagalpur ...	4	922	661	843	461	1,304	211	368	1,599		
	Purnea ...	4	882	860	753	264	1,017	188	299	1,479		
	Malda ...	2	338	391	344	12	356	178	218	479		
	Sonthal Parganas	8	1,845	524	788	161	947	98	206	2,484		
		Average for the Division.	...	224	170	184	64	248	...	324	359	
ORISSA ...	Cuttack ...	5	804	1,503	3,158	389	3,547	632	415	2,214		
	Balasore ...	3	666	876	1,995	125	2,120	685	435	1,447		
	Angul ...	1	210	165	151	13	164	151	205	229		
	Puri ...	3	671	936	1,264	799	2,063	421	447	1,444		
		Average for the Division.	...	196	290	547	111	658	...	411	445	
	Orissa Tributary Mahals.	5	1,363	880	1,170	56	1,226	234	260	1,396		
		Average	...	272	176	234	11	245	...	280	279	
CHOTA NAGPUR.	Hazaribagh ...	3(a)	671	502	497	55	552	166	414	1,406		
	Lohardaga ...	3	623	602	976	23	999	325	315	1,020		
	Palamau ...	1	219	182	239	23	262	239	359	374		
	Manbhum ...	3(b)	639	483	672	4	678	191	355	1,144		
	Singbhum ...	2	428	319	337	4	341	169	365	610		
		Average for the Division.	...	215	174	218	9	228	...	363	396	

(a) Excluding Education Clerk, whose circle contains 28 primary schools, and who paid 173 visits to primary schools in 80 days.  
 (b) Ditto ditto 144 ditto 236 ditto 88 "

The prescribed minimum of 200 days was exceeded in all the Divisions except Orissa, where the average number of days during which the Sub-Inspectors were on tour was 196. The figures vary from 272 in the Orissa Tributary Mahals to 209 in the Rajshahi and Burdwan Circle.

The limit of 400 visits to schools was attained only in the Burdwan, Presidency, Patna, and Orissa Divisions. The reduced standard of 350 visits was, as in the year before, passed in all the Divisions except Rajshahi and the Orissa Tributary Mahals.

The average number of visits was highest in the Patna Division (471 against 559), and lowest in the Orissa Tributary Mahals (279 against 286).

The reduced standard of 350 visits was not reached in any district of the Rajshahi Division, where the average number of visits fell off from 308 to 302. The Division is backward and schools are not numerous.

Babu Radha Nath Rai, Temporary Inspector of Schools, Orissa Division, says: "Amongst the Chiefs of Orissa there are a few of the old school, who are probably of opinion that education is too good a thing for their people to have.

CONTROLLING  
AGENCIES.

It goes without saying that in their States a Government educational inspecting officer is looked upon in the light of an unwelcome intruder, and that his opportunities of usefulness in them are extremely limited." He adds that there was a time when bogus schools were improvised for the sake of appearance on the occasion of the visit of a Government officer. Such things happily are things of the past.

34. I quote the following from my Burdwan Divisional report:—

"Though Babu Umes Chandra Basu has done somewhat short work, I still select him, and with him Babu Dwarka Nath Bagohi, for favourable mention among the Sub-Inspectors of the *Burdwan* district on account of the quality of their work. I also desire to mention favourably Babu Giris Chandra Som in *Birbhum*; Babu Rameswar Sen and Babu Akshay Kumar Datta, B.A., in *Bankura*; Babu Sarada Prasad Banerjea, Babu Gopinath Mazumdar, and Babu Bijay Krishna Banerjea in *Midnapore*; Babu Satis Chandra Mukherjea, B.A. (who impressed me most favourably) in *Hooghly*, and Babu Rama Nath Ghosh in *Howrah*. It is for the quality of their work chiefly that favourable mention is made of these ten Sub-Inspectors."

35. In the Presidency Division both Babus Jiban Krishna Basu and Surendra Nath Mukherjea were actually on tour for 176 days each, *i.e.*, 192 days reckoned in proportion to a full year. In Murshidabad Babu Charu Chandra Banerjea fell short by both the tests owing to ill-health.

36. From my Rajshahi Divisional report I make the following extract:—

"Of Babu Ram Govinda Misra (with 368 visits), it is to be observed that he is one of six officers who paid over 350 visits in the year. The other officers who complied with requirements in this respect are Babu Mathura Nath Maitra, with 413 visits; and Babu Raj Kumar Chakravarti, with 384 visits (both of Dinajpur); Babu Jagannath Sarkar, with 351 visits (of Jalpaiguri); and Babu Rajani Kanta Bhattacharjya, with 405 visits; and Babu Damodar Prasad Sarkar, with 394 visits (both of Pabna). Of the remaining Sub-Inspectors, I consider that the following should be *unfavourably* mentioned:—Babu Haribar Mitra, of Rajshahi (200 days on tour and only 235 visits paid), Babu Dwarka Nath Ghattak, also of Rajshahi (193 days on tour and only 217 visits); Babu Kali Krishna Das, of Rangpur (171 days on tour and 150 visits); Babu Radhika Prasanna Deb, also of Rangpur (202 days and 253 visits); Munshi Maisuddin Ahmed, also of Rangpur (210 days and 258 visits); and Babu Joges Chandra Das, B.A., of Rangpur (171 days and 150 visits). Babu Durga Das Sur's work was unsatisfactory, but as he was ill, I do not include him in the list of officers selected for unfavourable mention. A general view of the statement shows a poor return of work from the Sub-Inspectors as a body. This result I ascribe to a certain laxity of supervision, due to District Boards not exercising sufficient control over their servants. This is a weak point in the system of local-self-government, which in its nature cannot easily be remedied. I must therefore cast much of the blame upon the Deputy Inspectors, who should bring to notice shortcomings on the part of the Sub-Inspectors with a view to having their inspections rendered more effective and methodical, and punishments awarded where such are needed. I have now issued a circular to Deputy Inspectors, warning them that they will be held personally responsible (unless they bring the same to notice) for the shortcomings of the Sub-Inspectors serving in the districts in which they are employed. Regarding the Sub-Inspectors of the Rajshahi Division I quote the following from the Assistant Inspector's report:—'With few exceptions, these officers have failed to give satisfaction. Their examinations I have found unreliable, and generally they are too intimate and soft with the inspecting pandits and school teachers.' For good work Mr. LeFeuvre names Babu Govinda Chandra Banerjee, of Rangpur, remarking—'He is experienced, firm, active, and reliable.'"

37. In the Dacca Division the only case of short work in regard to tour days took place in Sherpur in Mymensingh, where there was "no separate Sub-Inspector from the 1st January to the 6th March." In regard to the number of visits, the Sub-Inspectors of the Sadar and Nalchiti Circles in Backergunge failed to attain the limit of 350 visits by 3 and 7 respectively. The shortcoming in the case of the Nalchiti Sub-Inspector was due to a change of officers. In the case of the Sadar Sub-Inspector, it was due to the fact that his post was left vacant from the 13th to the 31st March, when he was on deputation as Deputy Inspector of the district.

In the Chittagong Division Babu Prasanna Kumar Sen of Brahmanbaria in Tippera was under suspension "for unfair dealings in obtaining a medical certificate." His work fell short by both the tests. In the Chandpur subdivision of Tippera the reduced limit of 350 visits was not reached owing to the neglect of the permanent Sub-Inspector, Babu Ananda Mohan Sen.

38. In the Patna Division "Maulvi Muhammad Hafizulla of Patna fell short (by proportionate calculation) by 7 days. He submitted no diaries for July and a part of August, and was *let off by the District Board of Patna with the loss of his travelling allowance only.*" Babu Jumman Ram of Aurangabad fell

short by 3 days. He was transferred from the Division on the 10th June. Babu Narayan Lal of Muzaffarpur fell short by 31 days.

In the Bhagalpur Division Babus Jogeswar Mukherjea of Dumka, Sarada Prasad Ghosh of Malda, and Dayal Narayan of Purnea fell short of the prescribed number of days. Babu Sarada Prasad Ghosh was suffering from ill-health throughout the year, which at last compelled him to take leave on medical certificate for six months. Taking into account the number of days the other two officers were out on tour as Officiating Deputy Inspectors, they may be said to have exceeded the prescribed minimum. Babu Ananda Prasad Chatterjea of Malda and the Sub-Inspectors of the Sonthal Parganas (except Babu Tarak Ram Dube of Godda and Babu Radha Krishna Sarkel of Pakaur) did not attain the prescribed minimum of 350 visits. The Assistant Inspector says:—

“In the Sonthal Parganas, except in the subdivision of Godda, the schools are few and far between, and the Sub-Inspectors are required, by the order of the Deputy Commissioner, to devote at least three hours on an average to each school. The Sonthal Sub-Inspectors have also to spend some time in each village where there is a school, to persuade by advice and instruction the people who do not appreciate education to send their boys to school. The prescribed minimum cannot therefore be attained in any subdivision except Godda.”

39. In the Orissa Division the short work of Babus Narayan Prasad Mahanti, B.A., Bhagabati Charan Das, and Jadu Nath Roy of Cuttack in regard to the prescribed limit of 200 days has been attributed to their suspension, transfer, and leave respectively in the working season of the year. In the Orissa Division the reduced standard of 350 visits was not attained by Babu Srinibas Singh of Angul, who has, however, been commended for his outturn of work, his ability, zeal, and attainments.

The short outturn of work in respect of visits to schools in the Orissa Tributary Mahals has already been touched upon. It appears that the five Sub-Inspectors employed in the Gurjats has each more than 200 schools under inspection, and so they should endeavour to attain the limit of 350 visits by inspecting some schools more than once.

40. All the Sub-Inspectors in the Chota Nagpur Division exceeded the limit of 200 days on tour and paid the required number of visits to schools.

41. Notwithstanding the repeated strictures passed upon hasty and inefficient inspection, several Sub-Inspectors still paid an excessive number of visits during the year, the most flagrant instances occurring in the Patna Division, where Babu Chandi Lal of Shahabad paid 539 visits in 233 days, Babu Jeut Lal of Saran 666 visits in 243 days, Babu Krishna Jiban Lal of Muzaffarpur 580 visits in 236 days, Maulvi Muhammad Ibrahim 589 visits in 227 days, and Babu Hira Lal of Darbhanga 682 visits in 218 days.

It is right again to impress upon all inspecting officers that a record of over 500 visits, or of more than 2 visits for each day on tour, generally stands condemned as an indication of perfunctory work, and that it is evidence of misguided zeal for a Sub-Inspector to pass that limit.

42. The following Sub-Inspectors have been specially commended in the divisional reports:—In the extracts above will be found the names of those whom I selected for favourable mention in the Burdwan and Rajshahi Divisions. In the Presidency Division Babus Priya Nath Brahmachari, B.A., Srimohan Banerjea, Gopal Krishna Chakravarti, Girindra Gopal Ghosh, and Sris Chandra Chaudhuri in the 24-Parganas, Babus Arun Chandra Ganguli and Krishna Chandra Banerjea in Nadia, Babu Satkari Sanyal in Murshidabad, and Babu Nabin Chandra Kar in Khulna have done satisfactory work. None of the officers of the Dacca Division have been specially mentioned. In the Chittagong Division Babu Rames Chandra Das, B.A., of Tippera and Babu Rajani Kanta Chakravarti of Chittagong have been specially commended. In the Bhagalpur Division the Sub-Inspectors deserving of special mention are Babus Jogeswar Mukherjea of Dumka, Tarak Ram Dube of Godda, Biresvar Ghosh of Deoghur, Gauri Prasad Singh of Monghyr, and Lala Umes Chandra of Bhagalpur. Almost all the officers of the Orissa Division are noticed in terms of approbation, especially Babus Raj Kumar Sen and Chandra Nath Palit of Cuttack, Babu Srinibas Singh of Angul, Babu Ram Nath Das of Balasore, and Babu Jagan Nath Das of Puri. The officers who are reported as having done specially good work in the Chota Nagpur Division are Babus Sasi Bhushan Chakravarti, B.A., of Giridih, Nagendra Nath Basu of Lohardaga, and Kasi Bhushan Sen, B.A., of Manbhum.

CONTROLLING  
AGENCIES.

43. According to the orders of Government, all the Departmental Sub-Inspectors of the Board districts were lately transferred to the District Boards, provision being at the same time made that any assistance that the Inspector or the Deputy Inspector might require in compiling the returns should be furnished by the Sub-Inspectors under the Board. In one case the Chairman of a District Board argued that the pay of the Board Sub-Inspector, whose services were required in the Inspector's office, should be paid from Provincial revenues. This was of course disallowed.

44. In my report for the Rajshahi and Burdwan Circle I have given the qualifications of the Sub-Inspectors as follows:—

DIVISION.	Number of Sub-Inspectors.	EXAMINATION PASSED.					NO CERTIFICATE.		REMARKS.
		B. A.	F. A.	Entrance.	M. E.	Final of training school, or read in a tol.	Read Entrance course.	Did not read Entrance course.	
1	2	3	4	5	6	7	8	9	10
Rajshahi ... ..	27	3	5	10	...	6	2	...	1 vacancy.
Burdwan ... ..	32	2	9	13	1	2	4	1	

In the General Report for 1894-95 Sir Alfred Croft referred to a similar statement as "a useful table"; nevertheless none of the Inspectors have given the information for their Divisions in this year's reports. I am arranging that in future reports the information may be forthcoming.

45. The work done by the inspecting pandits is shown in the following statement:—

DIVISION.	Number of men employed.	Number of visits.	Average visits paid to schools by each officer.	
			1894-95.	1895-96
Burdwan ... ..	58	28,247	553	487
Presidency ... ..	29	12,769	395	440
Calcutta ... ..	4	1,607	305	402
Rajshahi ... ..	39	14,019	371	360
Dacca ... ..	63	37,333	554	592
Chittagong ... ..	42	21,356	518	508
Patna ... ..	76	52,024	656	684
Bhagalpur ... ..	59	25,336	359	429
Orissa ... ..	76	43,805	566	576
Orissa Tributary Mahals ... ..	10	1,981	182	198
Chota Nagpur ... ..	30	10,472	329	349
<b>Total</b> ... ..	<b>486</b>	<b>248,949</b>	<b>499</b>	<b>512</b>

The average number of visits paid by them has risen from 499 to 512, the largest number of visits (684) having been paid by the inspecting pandits of the Patna Division. The average number of visits decreased in the Burdwan, Rajshahi, and Chittagong Divisions, and increased in all other tracts.

46. The qualifications of the inspecting pandits are shown in the following table:—

DIVISION.	Number of inspecting pandits.	CERTIFICATES.											No certificate.
		First Arts.	Entrance.	Vernacular mastership.			Middle English.	Middle Vernacular.	Upper Primary.	Other examinations.	Read Entrance course.		
				1st grade.	2nd grade.	3rd grade.							
1	2	3	4	5	6	7	8	9	10	11	12	13	
Burdwan ... ..	58	1	8	16	5	7	1	11	...	4	4	1	
Presidency ... ..	29	...	9	...	2	...	1	3	...	...	...	6	
Calcutta ... ..	4	...	1	...	1	...	...	...	...	...	2	...	
Rajshahi ... ..	39	...	...	...	...	3	...	27	1	...	3	3	
Dacca ... ..	63	...	2	4	...	3	3	36	6	2	5	3	
Chittagong ... ..	42	...	11	...	1	...	...	21	...	3	...	6	
Patna ... ..	76	...	3	34	7	9	...	11	...	...	...	7	
Bhagalpur ... ..	59	...	3	23	5	1	8	12	...	2	10	1	
Orissa ... ..	76	...	...	12	14	5	30	1	9	2	2	3	
Orissa Tributary Mahals ... ..	10	...	1	...	...	...	3	4	...	2	...	...	
Chota Nagpur ... ..	30	...	2	...	3	...	7	9	1	2	...	6	
<b>Total</b> ... ..	<b>486</b>	<b>1</b>	<b>28</b>	<b>98</b>	<b>36</b>	<b>36</b>	<b>29</b>	<b>163</b>	<b>0</b>	<b>24</b>	<b>24</b>	<b>36</b>	

The only First Arts certificate-holder was in the Burdwan Division. Of the holders of the Entrance certificate, no less than 18 out of 28 were employed in the Burdwan and Presidency Divisions, including Calcutta. The holders of vernacular mastership certificates numbered 170, middle examination 192, upper primary 9, other examinations 24, while there were 26 inspecting pandits who had read up to the Entrance standard, and 36 who had no certificates at all. I demur to the appointment of inspecting pandits with qualifications such as are shown in columns 7 to 13 of the statement. I am of opinion that a standard of qualification should be fixed by Government, below which candidates should be declared ineligible for these posts.

47. The chief guru system is now a thing of the past, the chief gurus having been replaced in all places by inspecting pandits, as ordered in the resolution of Government (paragraph 4) on the report for 1892-93.

The Rajshahi District Board have determined to abolish this form of cheap auxiliary inspecting agency, and to appoint two Sub-Inspectors in lieu thereof. I have expressed my doubts whether this change will tend to improve the efficiency of the primary schools of the district or not. I again quote from my Burdwan Divisional report:—

“It is only with constant supervision of the Sub-Inspectors that the work of inspecting pandits can be at all efficient and satisfactory, and I regret to say that this is a duty which the Sub-Inspectors almost universally perform in a very perfunctory manner. Very stringent orders are needed on this point.”

The Assistant Inspector of the Chittagong Division states that in Noakhali “they still pay the registration fee, and the inspecting pandits are paid their allowances for schools visited instead of a daily or monthly rate. These measures enormously swell the number of schools in that district, and give their figures an air of improbability.” The Assistant Inspector of the Bhagalpur Division says:—

“The quality of work done by the inspecting pandits depends a great deal on their qualifications and on the amount of control and supervision the Sub-Inspectors exercise over them.”

The Assistant Inspector of Schools, Presidency Division, quotes the following remarks from the annual report of the Deputy Inspector of Schools-Khulna, concerning the inspecting pandits of that district:—

“The inspecting pandits had been appointed as an experimental measure so far back as 1893-94. All the officers were ex-pupils of 1st grade training schools, and it was expected that they would work honestly and with zeal. Unfortunately, however, the tentative measure has turned out to be a complete failure. Frequent complaints cropped up even during the year when the pandits were first appointed that some of them tried to abuse the power with which they were newly invested, and that they took bribes from the gurus and falsified the diaries and returns submitted by them from time to time. I made a searching enquiry into these matters whenever necessary. I could not find any convincing proofs of their culpability, but a moral suspicion arose in my mind that the inspecting pandits were not worth their salt. In the beginning of the year under report an anonymous letter was addressed to me as well as to the District Magistrate that the inspecting pandit of North Bagerhat was in the habit of submitting false diaries, taking bribes, and returning pathsalas that had no existence. The matter was taken up in right earnest, and on enquiry the allegations against the inspecting pandit proved too true. The inspecting pandit was forthwith prosecuted before the Magistrate, but as the witnesses in the case were tampered with, and deposed indirectly in favour of the pandit, he was discharged. The District Board, however, removed the man from the service, and as they lost all faith in this sort of cheap auxiliary inspecting agency, they proposed to replace the inspecting pandits by two Sub-Inspectors on Rs. 50 a month. The proposal was backed by the Inspector and sanctioned by Government.”

The Assistant Inspector adds:—

“An inspecting pandit was a few years ago dismissed in Murshidabad. An inspecting pandit of the 24-Parganas has been fined for falsifying his diary. The bitter experience gained about the dismissed inspecting pandit of Khulna leaves no doubt that the system of inspecting pandits is not likely to work smoothly. Further experience alone can show whether the action taken by the Khulna District Board and sanctioned by Government is the best solution of the question or not, and whether the other District Boards also should follow their example. Any system of cheap auxiliary inspecting agency is necessarily attended with its evils.”

It thus appears that some of the District Boards look upon the system of inspecting pandits with aversion, and some of the higher inspecting officers regard it with distrust. There cannot be any doubt that for reasons set forth in previous reports the inspecting pandit system is better than the chief guru

CONTROLLING  
AGENCIES.

system. It now remains to be decided whether the existing system of cheap auxiliary inspecting agency is to be replaced by a more costly one. Whatever may be decided upon it must be jealously watched that no encroachment is made upon the funds hitherto set apart for the direct encouragement of primary school gurus.

48. DISTRICT BOARDS.—On the whole, harmonious relations subsisted between the District Boards and the Education Department. With rare exceptions the District Boards followed the advice of the Deputy Inspectors in all educational matters, the disposal of which required the knowledge and experience of a specialist. In the Presidency Division the only exceptional case in which the Deputy Inspector of the 24-Parganas was not consulted was with regard to the appointment of the head pandit of a Board model school; but the Chairman after due enquiry into the matter ordered that the Deputy Inspector should be consulted in all cases of appointment. During the year under review, certain malpractices on the part of a clerk of the District Board of the 24-Parganas came to light, for which he was suspended. I am of opinion that the Boards' clerks require looking after, otherwise they are apt to become dilatory and lazy, and school bills are passed irregularly and much hardship results. In Dinajpur in the Rajshahi Division the Deputy Inspector was made Vice-Chairman of the District Board during the absence of the permanent incumbent. In each of the districts of Bogra and Pabna there was on one occasion disagreement between the District Board and the Deputy Inspector, viz., when the Board determined to reduce the budget allotments for education. The Assistant Inspector of the Chittagong Division took exception to the action of the District Board of Tippera prescribing certain text-books for primary schools. The matter was at last referred to Sir Alfred Croft, who had to point out to the Board that they had no authority to prescribe text-books in the way they had done. In the Bhagalpur Division the Deputy Inspector of Malda continued to be the Vice-Chairman of the District Board. The Temporary Inspector of the Orissa Division reports that there appears to be a tendency on the part of some of the Boards not to re-allot the educational savings for educational purposes, and that, generally speaking, there still exists a want of despatch in their office work. The Cuttack Deputy Inspector continued to be the President of the Educational Sub-Committee of the District Board.

49. The following statement shows the work of the District Boards:—

DISTRICT.	Number of members.	Number of meetings.	Average attendance of members at each meeting.		REMARKS.
			1894-95.	1895-96.	
1	2	3	4	5	6
Burdwan ... ..	19	17	11	10	
Birbhum ... ..	13	14	7	6	
Bankura ... ..	15	11	8	9	
Midnapore ... ..	24	12	12	11	
Hooghly ... ..	27	17	11	12	
Howrah ... ..	11	15	7	7	
24-Parganas ... ..	25	10	12·8	14·2	
Nadia ... ..	21	16	13·5	11·3	
Murshidabad ... ..	21	14*	7·8	9·3	* Three meetings were adjourned for want of quorum.
Jessore ... ..	25	12	11·7	11·5	+ Five special and 10 ordinary.
Khulna ... ..	17	15†	11·8	11·4	
Rajshahi ... ..	21	14	10	9	
Dinajpur ... ..	22	17	6	7	
Jalpaiguri ... ..	17	14	6	7	Meetings adjourned for want of a quorum are omitted.
Rangpur ... ..	21	12	9	10	
Bogra ... ..	16	18	9	7	
Pabna ... ..	16	13	8	6	
Dacca ... ..	29	17	12·1	13·8	
Mymensingh ... ..	25	20(a)	9·4	10·4	(a) Four meetings were adjourned for want of a quorum.
Faridpur ... ..	25	16(b)	13·3	12·6	(b) One of these proved abortive for want of a quorum.
Backergunge ... ..	25	17(c)	12·8	9·2	(c) One of these meetings was adjourned for want of a quorum.
Tippera ... ..	19	17	11·1	11·2	
Noakhali ... ..	13	19	7·5	8·5	
Chittagong ... ..	19	13	12	11	
Patna ... ..	25	13	12·9	14	
Gaya ... ..	21	8	9·6	11	
Shahabad ... ..	25	10	12	11	
Saran ... ..	31	12	13·8	14·5	
Champaran ... ..	16(d)	14	6	5·7	(d) Excluding the Chairman.
Muzaffarpur ... ..	19	15(e)	7·5	8	(e) Excluding two adjourned meetings.
Darbhanga ... ..	25	14	11	13	
Monghyr ... ..	5	5	4	3·4	
Bhagalpur ... ..	10	10	3	3·6	No quorum at one meeting.
Purnea ... ..	5	8	3·5	3·1	Ditto three meetings.
Malda ... ..	5	8	3·9	3·3	
Cuttack ... ..	21	14	10·4	9·8	
Balesore ... ..	16	19	7	4·1	
Puri ... ..	13	1	5·3	4·9	



50. The average attendance of the members increased in 13 districts, declined in 18, and remained stationary in the remaining 7 districts. As in previous years, the general work of administration was carried on under orders of the Chairman or Vice-Chairman in consultation with the Deputy Inspector. All important matters were first dealt with by the Education Sub-Committees, and finally decided at the general meetings of the District Boards. The Education Sub-Committees occasionally disposed of ordinary business transferred to them. I give below a list of the chief items of business ordinarily transacted by the District Boards:—

- (1) Preparation of educational estimates.
- (2) Consideration of applications for grants-in-aid, the giving of new grants, and withdrawing or reducing old ones.
- (3) Sanctioning building or special grants.
- (4) Appointment, transfer, leave, and dismissal of Sub-Inspectors, inspecting pandits, and teachers of Board model schools, and increasing or reducing their salaries.
- (5) Conducting the lower primary examination and the reward examination, and awarding of lower primary scholarships.
- (6) Deciding upon the holidays to be observed in the different classes of schools under the Board.
- (7) Awarding of stipends or rewards to gurus and prizes to pupils.
- (8) Consideration of the quarterly inspection reports of the Deputy Inspectors so far as they relate to the schools under the Board.
- (9) Consideration of proposals coming from the Department.
- (10) Fixing the rates of schooling fees.
- (11) Checking the travelling bills of Sub-Inspectors and examining their diaries.
- (12) Creation of special, technical, or female scholarships and similar subjects.

51. Revised rules under clauses (j) and (g) of section 138 of the Local Self-Government Act, III (B.C.) of 1885, were issued in September 1895. These rules were generally acted upon by the District Boards. Complaints have been made that a few District Boards have either not submitted to the Inspectors the required periodical statements and the annual reports at all, or not in proper time. It is a matter of satisfaction that these and other complaints against the District Boards are gradually disappearing.

52. LOCAL BOARDS.—The District Board of Burdwan, in deference to the wishes of Government, relieved the Local Boards of connection with secondary education, with which they had been associated for some years. The Local Boards of the Burdwan Division now deal with primary education only. This is as it ought to be.

In the Presidency Division the Local Boards in the 24-Parganas and Khulna have not been vested with any educational functions. In Nadia the functions of the Local Boards are limited to the issuing of cheques on bills submitted by the Sub-Inspectors. In Murshidabad the Local Boards are entrusted with the management and control of primary schools. In Jessore some of the Local Boards failed to distribute the money to the teachers of pathshalas within the year.

In the Rajshahi Division the Local Boards (excepting those of Rangpur) are entrusted with the control of primary education, their proceedings being subject to final revision by the District Board.

In the Dacca Division, no educational work was delegated to Local Boards in Dacca. In Mymensingh the Local Boards had the entire management of, and control over, primary education, as in the preceding year. The Local Boards of Faridpur were for the first time entrusted with the payment of stipends and rewards to primary schools. No information has been furnished regarding Local Boards in Backergunge.

In the Chittagong Division there were no Local Boards in Noakhali and Chittagong. In Tippera these Boards were entrusted with the care of stipendiary primary schools.

The report of the Patna Division is silent on the subject of Local Boards.

In the Bhagalpur Division the Local Boards of Bhagalpur and Monghyr continued to exercise the same functions as in the year before.

CONTROLLING  
AGENCIES.

In the Orissa Division the control and management of stipendiary primary schools and the payment of lower primary scholarships rested with the Local Boards of Cuttack. In Balasore the Local Boards continued to control the stipendiary primary schools. In Puri no educational duties have been delegated to the Sadar Local Board. The Khurda Local Board has ceased to control the two upper primary schools formerly directly managed by the Board, in consequence of their transfer to the list of aided Khas Mahal schools.

53. *District Committees.*—These Committees continue to exist in the five districts of the Chota Nagpur Division, and in the Sonthal Parganas and Darjeeling. Those in Chota Nagpur each met twice during the year, except that of Manbhum, which held only one meeting. They considered matters relating to the respective zilla schools; the Lohardaga Committee also considered questions in regard to the Ranchi Industrial School. They also discussed questions connected with the award of primary scholarships and free studentships and other educational matters of interest. The Sonthal Parganas Committee held two meetings during the year, and discussed questions regarding the Dumka Zilla School, the lower primary scholarship examination results including the award of scholarships, and the appointment of branch Educational Committees at subdivisional headquarters.

As in the preceding year, no information has been received regarding the Darjeeling Committee. In the Chittagong Hill Tracts there is an Education Committee appointed for the management of the Government High English School at Rangamati.

III.—UNIVERSITY EDUCATION.

54. The returns show 39 colleges in arts against 37 in the preceding year. Two new unaided colleges were started during the year and affiliated to the University up to the First Arts standard. They are the Arya Mission Institution and the Calcutta Boys' School, College Department, both in the town of Calcutta. Of the 39 colleges returned, 11 are maintained by the Department, 1 is under municipal management, 8 are aided and 19 unaided. La Martinière College for girls, though reckoned as an aided college, did not return any college classes for the year, and Bishop's College furnished no returns: they have been included in the list for the purpose of comparison.

UNIVERSITY  
EDUCATION.

The total number of college students was 6,193, an increase of 71. As remarked in the last report, the annual strength of the Arts Colleges depends chiefly upon the number of candidates who pass the Entrance examination.

55. The following table shows the comparative strength of all these institutions on the 31st March for the last 5 years:—

COLLEGES, GENERAL.	Monthly fee.	NUMBER ON THE ROLLS AT THE END OF THE YEAR.				
		1892.	1893.	1894.	1895.	1896.
1	2	3	4	5	6	7
<b>GOVERNMENT (11)—</b>						
<i>First Grade Colleges—</i>						
1. Presidency College ... ..	12 and 10	428	451	573	545	533
2. Hooghly " ... ..	6	171	163	207	202	171
3. Dacca " ... ..	6	313	213	100	166	244
4. Krishnagar " ... ..	5	101	93	93	73	75
5. Patna " ... ..	8	252	230	221	204	193
6. Ravenshaw " Cuttack ... ..	4	87	68	68	69	76
7. Rajshahi " ... ..	3	98	103	138	115	89
8. Bethune School (College Department) ... ..	3	20	20	13	19	21
<i>Second Grade Colleges—</i>						
9. Sanskrit College ... ..	2	75	87	92	80	98(c)
10. Calcutta Madrasah ... ..	3	48	36	45	40	48
11. Chittagong College ... ..	3 and 5	31	26	45	35	47
Total ... ..	...	1,622	1,489	1,635	1,558	1,595(c)
<b>MUNICIPAL COLLEGE (1)—</b>						
1. Midnapore College ... ..	5	46	39	46	36	26
<b>AIDED COLLEGES (8)—</b>						
1. General Assembly's Institution ... ..	5	381	376	494	486	493
2. Free Church Institution and Duff College ... ..	5	319	268	214	276	314
3. St. Xavier's College ... ..	6	197	316	389	356	408
4. London Mission College, Bhawanipur ... ..	5	78	83	103	101	93
5. St. Paul's School, Darjeeling (College Department) ... ..	10	15	26	18	14	10
6. Narail Victoria College ... ..	3	56	43	73	58	56
7. Uttarpara College ... ..	4	51	55	67	53	48
8. La Martinière for Girls (College Department) ... ..	(a)	4	6	5	3	(a)
Total ... ..	...	1,101	1,173	1,361	1,347	1,427
<i>Unaided Colleges (19)—</i>						
1. Metropolitan Institution ... ..	3	508	577	492	509	421
2. City College ... ..	3	464	527	644	633	691
3. Albert " ... ..	3	81	72	143	144	89
4. Ripon " ... ..	3	447	464	561	593	648
5. La Martinière for Boys (College Department) ... ..	6, 5, and 3	3	7	7	3	3
6. Maharaja's College, Bardwan ... ..	Free	229	192	240	212	230
7. Jagannath College, Dacca ... ..	3	265	327	292	261	213
8. Berhampore College ... ..	3	91	136	142	120	116
9. Bishop's College, Calcutta ... ..	...	11	...	16	(b)	(b)
10. Tej Narayan Jubilee College, Bhagalpur ... ..	5 and 4	80	83	133	105	114
11. Bangabasi College, Calcutta ... ..	3	85	70	79	83	91
12. Raj Chandra College, Barisal ... ..	3	63	60	96	108	77
13. Brojo Mohan Institution, Barisal ... ..	3	88	98	143	144	168
14. Bihar National College, Bankipore ... ..	4 and 3	51	100	127	153	145
15. Doveton College, Calcutta ... ..	5	...	...	21	18	12
16. Loretto House ... ..	12	...	...	3	4	8
17. Central College ... ..	3	...	...	...	99	73
18. Arya Mission Institution ... ..	3	...	...	...	...	24
19. Calcutta Boys' School, College Department ... ..	3	...	...	...	...	22
Total ... ..	...	2,456	2,742	3,148	3,181	3,145
Grand Total ... ..	...	5,225	5,443	6,240	6,122	6,193(c)

(a) There were no college classes during the year.  
 (b) Bishop's College furnished no returns.  
 (c) Including 49 pupils in the Sanskrit Title class of the Sanskrit College.

56. The number of pupils in the Government colleges has advanced from 1,558 to 1,595, a gain of 37. There was a slight decrease in the Presidency and Patna Colleges; Hooghly lost heavily, so also Rajshahi. In all the other colleges, there was a gain of pupils, that in Dacca (of 58 pupils) being most noteworthy. The increase of pupils in the Ravenshaw College, which has made it stronger than it ever was during the last three years, and in the Sanskrit and Chittagong Colleges, is also satisfactory. As stated in the preceding report, the full strength of the Presidency College must not be judged from the figures given above, as all the 48 pupils of the Madrasah attend lectures there, and 37 students of the first and second-year classes of the Sanskrit College go to it for lectures in Physics and Chemistry. The total number taught at the Presidency College was thus 618.

57. The Municipal college at Midnapore shows a further loss of 10 pupils. In aided colleges there was a gain of 80 pupils, by far the largest accession having taken place in St. Xavier's College and the Free Church Institution in Calcutta, which had 52 and 36 pupils respectively more than in the preceding year. The General Assembly's College also gained some students, and has the largest number of pupils among the aided colleges of the Province. The other colleges lost some pupils each.

58. The unaided colleges lost 36 pupils in the total. The Metropolitan Institution of Calcutta has declined in strength during the past quinquennium; the increase of a few pupils in the preceding year has been followed by a loss of as many as 88 pupils during the year under report. The loss of 56 pupils in the Albert College is no doubt due to the death of the late Babu Krishna Bihari Sen, who for years was the able head of this institution, and by his management inspired public confidence. The loss of pupils in the Jagannath College of Dacca and in the Rajchandra College of Barisal has been followed by an almost corresponding gain in the two rival institutions in these towns, viz., the Government college of the former place and the Braja Mohan Institution of the latter. The City College and the Ripon College of Calcutta gained the most in strength during the year, the former having 58 pupils and the latter 49 pupils more than in the preceding year. Judged by numbers, they are the two strongest of the unaided colleges, and have gained during the past quinquennium more than 200 pupils each.

59. Of the total number of 6,193 college pupils, 4,095 read in 19 colleges in Calcutta (Bishop's College and LaMartinière for girls not being counted) and 2,098 in 18 colleges in the mufassal, the corresponding figures in the preceding year having been 3,999 and 2,123 respectively. It is thus seen that, in spite of an increase in the total number of college pupils, the mufassal colleges were, on the whole, somewhat weaker than before. That Calcutta attracts the largest portion of college students is due probably not only to the exceptional educational facilities afforded by some of its institutions, but also to the fact that some of them have graduate and other special scholarships, which induce promising students to flock to them.

60. The following table compares the total number of college students at different stages of progress on the 31st December 1894, on the same date of 1895, and on the 31st March 1896:—

CLASS OF INSTITUTION.	READING FOR F. A.			READING FOR B. A.			READING FOR M. A.			TOTAL—		
	On 31st December 1894.	On 31st December 1895.	On 31st March 1896.	On 31st December 1894.	On 31st December 1895.	On 31st March 1896.	On 31st December 1894.	On 31st December 1895.	On 31st March 1896.	On 31st December 1894.	On 31st December 1895.	On 31st March 1896.
1	2	3	4	5	6	7	8	9	10	11	12	13
Government ...	1,192	1,086	901	632	639	664	82	89	84	(a) 1,876	(b) 1,884	(c) 1,549
Aided* ...	896	862	875	530	534	545	76	49	55	1,502	1,505	1,463
Unaided ...	2,665	2,687	2,279	806	913	863	17	3	3	3,488	3,603	3,145
Total ...	4,723	4,745	4,055	1,968	2,186	1,972	175	141	120	(a) 6,866	(b) 7,082	(c) 6,147

\* Including municipal.

(a) Excluding 28 students reading for Sanskrit titles.

(b) Ditto 41 ditto ditto.

(c) Ditto 46 ditto ditto.

The important comparison lies between the numbers on the 31st December of two successive years, when the College classes are at their fullest. It is seen that of students reading for the First Arts examination, there is an increase of only 22. Of those reading for the B.A. examination, there is a gain of 228, and of those reading for the M.A. examination, there is a loss of 34 students, though the Government colleges show a gain of seven M.A. students. This would appear to point to a degree of confidence enjoyed by the Government Colleges which is not enjoyed by the others.

61. The following table shows the expenditure from all sources in Government, aided and unaided institutions:—

COLLEGES—GENERAL.	Number of pupils on the rolls on the 31st March 1896.	Average monthly roll number.	Average daily attendance.	EXPENDITURE IN 1895-96.					COST PER ANNUM OF EACH STUDENT—		
				From public funds.		From private funds.		Total.	From public funds.	From private funds.	Total.
				Provincial revenues.	District or municipal funds.	Fees.	Endowments and other sources.				
1	2	3	4	5	6	7	8	9	10	11	12
<i>Government.</i>											
1. Presidency ... ..	533	577	512	80,693	...	84,676	...	1,74,309	155 5 5	146 12 0	302 1 5
2. Hooghly ... ..	171	180	156	22,330	...	12,726	...	35,056	124 0 10	70 11 3	194 12 1
3. Dacca ... ..	244	247	241	36,286	...	17,631	...	53,917	146 14 6	71 6 1	218 4 7
4. Patna ... ..	75	71	53	16,210	...	3,570	1,584	21,364	228 5 0	72 9 5	300 14 5
5. Krishna ... ..	193	236	206	25,094	...	17,861	...	42,955	106 5 3	75 10 11	182 0 2
6. Ravenshaw ... ..	76	83	78	16,023	...	4,352	880	21,255	193 0 9	63 0 7	256 1 4
7. Rajshahi ... ..	89	117	95	10,749	...	4,417	10,237	25,408	91 13 11	125 3 11	217 1 10
8. Behcune ... ..	21	22	15	5,688	...	812	...	6,500	258 8 9	36 14 6	295 7 3
9. Sanskrit ... ..	(a) 98	92	79	17,757	...	1,957	...	19,714	193 0 2	21 4 4	214 4 6
10. Calcutta Madrasah ... ..	48	51	47	9,573	...	1,253	...	10,826	187 11 3	24 9 1	212 4 4
11. Chittagong ... ..	47	53	44	6,304	...	2,208	70	8,582	118 15 1	42 15 8	161 14 9
Total ... ..	(a) 1,695	1,729	1,526	2,55,647	...	1,51,463	12,771	4,19,881	147 13 9	94 15 9	242 18 6
Total for 1894-95 ... ..	1,558	1,735	1,574	2,64,028	...	1,52,792	15,081	4,31,901	152 2 10	96 12 1	248 14 11
<i>Municipal.</i>											
1. Midnapore ... ..	26	40	28	1,220	...	2,176	1,849	5,245	80 8 0	100 10 0	181 2 0
Total for 1894-95 ... ..	36	45	35	1,220	...	1,614	2,203	5,037	27 1 9	84 13 1	111 14 10
<i>Aided.</i>											
1. General Assembly's Institution	493	488	420	7,200	...	20,107	21,371	48,678	14 12 0	85 0 0	99 12 0
2. Free Church Institution (Duff College.)	314	321	255	6,000	...	14,324	20,731	41,055	18 11 0	109 3 4	127 14 4
3. St. Xavier's College ... ..	408	382	290	5,400	...	15,157	13,523	34,080	14 2 2	75 1 3	89 3 5
4. London Missionary Society's College, Bhowanipur.	98	104	90	3,000	...	5,876	7,432	10,308	28 13 6	127 15 5	156 12 11
5. St. Paul's School, Darjeeling (College Department.)	10	13	13	1,800	...	1,640	8,100	11,540	138 7 5	749 3 8	887 11 1
6. Narail Victoria College ... ..	56	64	30	1,500	...	800	2,943	5,243	23 7 0	58 7 9	81 14 9
7. Utterpara College ... ..	48	60	50	473	...	2,920	3,303	6,696	7 14 2	103 11 5	111 9 7
Total ... ..	1,427	1,432	1,148	25,373	...	60,324	77,403	1,63,600	17 11 6	96 8 0	114 3 6
Total for 1894-95 ... ..	1,347	1,340	1,067	25,624	...	60,566	76,191	1,62,381	19 1 11	102 0 11	121 2 10
<i>Unaided.</i>											
1. Metropolitan Institution ... ..	421	438	*	...	...	19,198	...	19,198	...	43 12 2	43 12 2
2. City College ... ..	691	694	535	...	...	20,195	3,070	23,265	...	33 8 4	33 8 4
3. La Martiniere for Boys ... ..	3	3	3	...	...	2,790	...	2,790	...	26 10 4	26 10 4
4. Albert College ... ..	89	102	87	...	...	26,276	...	26,276	...	43 1 2	43 1 2
5. Ripon College ... ..	648	610	401	...	...	8,086	...	8,086	...	39 4 5	33 4 5
6. Maharaja's College, Burdwan ... ..	230	243	192	...	...	9,329	...	9,329	...	34 4 9	34 4 9
7. Jagannath College, Dacca ... ..	213	272	232	...	...	2,859	12,263	15,122	...	131 7 11	131 7 11
8. Berhampur College ... ..	116	115	91	...	...	6,306	2,240	8,546	...	61 14 10	61 14 10
9. Tejnarayan Jubilee College, Bhagalpur.	114	138	114	...	...	1,462	3,789	5,251	...	56 7 5	56 7 5
10. Bangabasi College ... ..	91	93	79	...	...	1,785	1,508	3,293	...	42 12 3	42 12 3
11. Rajchandra College, Barisal ... ..	77	94	75	...	...	4,678	...	4,678	...	25 4 7	25 4 7
12. Brajamohun Institution, Barisal	165	185	151	...	...	10,362	400	10,762	...	41 6 3	41 6 3
13. Bihar National College, Bankipore.	145	209	190	...	...	1,165	2,825	3,990	...	181 5 10	181 5 10
14. Doveton College, Calcutta ... ..	12	22	20	...	...	...	...	...	...	...	...
15. Loretto House, College Department.	8	8	7	...	...	...	...	...	...	...	...
16. Central College ... ..	73	80	53	...	...	1,853	4,561	6,414	...	80 2 9	80 2 9
17. Arya Mission Institution, College Department.	24	24	22	...	...	...	...	...	...	...	...
18. Calcutta Boys' School, College Department.	22	41	36	...	...	...	3,150	3,150	...	76 13 3	76 13 3
Total ... ..	3,145	3,371	2,291	...	...	1,08,208	41,892	1,50,100	...	44 8 5	44 8 5
Total for 1894-95 ... ..	3,181	3,218	2,228	...	...	95,526	26,030	1,21,556	...	37 12 4	37 12 4
GRAND TOTAL FOR 1895-96 ... ..	(a) 6,193	6,372	4,993	2,82,240	...	3,22,071	1,33,915	7,38,826	42 15 2	69 7 7	119 6 8
GRAND TOTAL FOR 1894-95 ... ..	6,122	6,338	4,904	2,90,872	...	3,10,498	1,19,505	7,20,875	45 14 3	67 13 6	113 11 9
GRAND TOTAL FOR 1893-94 ... ..	6,240	6,284	4,931	2,87,669	53	3,13,171	1,18,461	7,19,354	45 14 7	68 11 0	114 7 7

\* Average daily attendance not shown.  
(a) Including 46 pupils reading for Sanskrit Title Examination in the Sanskrit College.

UNIVERSITY  
EDUCATION.

The total expenditure on collegiate education has increased from Rs. 7,20,875 to Rs. 7,38,826 or by Rs. 17,953. The increase has taken place mostly in unaided colleges, those under the department showing a decrease of Rs. 12,020. The new College Department of the Calcutta Boys' School and the Central College, which has this year furnished its money returns, account for Rs. 9,564, the Ripon College shows an increase of Rs. 10,397, the Bangabasi College of Rs. 3,622, the Bihar National College of Rs. 1,629, the Tej Narayan College of Rs. 1,034, and the Braja Mohan Institution of Rs. 866 over the preceding year's expenditure. The expenditure from provincial revenues has declined from Rs. 2,90,872 to Rs. 2,82,240, while the receipts from both fees and subscriptions have advanced from Rs. 3,10,498 and Rs. 1,19,505 to Rs. 3,22,671 and Rs. 1,33,915 respectively. The increased fee receipts are explained by the increase in the average monthly strength of the colleges, which rose from 6,338 to 6,572.

In Government colleges the expenditure from provincial revenues declined from Rs. 2,64,028 to Rs. 2,55,647, owing chiefly to the large reductions in the Patna and Sanskrit Colleges and the Calcutta Madrasah. The reduction in the Sanskrit College has been the effect of the retirement of Mahamahopadhyaya Mahes Chandra Nyayaratna, C.I.E., who was a graded officer of the superior service, and to the appointment of a Principal on much less pay in his place. The increase of expenditure from this source in the Presidency College from Rs. 83,352 to Rs. 89,633 is due to the return to duty of Mr. Rowe, who had been on furlough for the greater part of the preceding year, and that in the Rajshahi College to a decline in the receipts from local sources, consequent on a falling off of students and a reduced rate of interest on Government securities.

This reduction of interest, it may be observed, has affected the income from endowments in all endowed colleges under Government.

The expenditure from provincial revenues in aided colleges has remained much the same as before, the small reduction being due to the non-payment of any grant to La Martinière College for girls—an institution which appeared in the statement for 1894-95. The fee receipts in these institutions also show very little change, the slight increase in this respect being far less in proportion than the increase in the number of students recorded.

The total cost of education in each college has declined from Rs. 113-11-9 to Rs. 112-6-8, and the Government share of that cost has declined from Rs. 45-14-3 to Rs. 42-15-2.

The following is a useful summary:—

	1892.	1893.	1894.	1895.	1896.
1	2	3	4	5	6
Total cost of each pupil ... ..	Rs. 127	Rs. 124	Rs. 114	Rs. 114	Rs. 112
The Government share of the same ... ..	52	50	46	46	43

62. FIRST ARTS EXAMINATION.—The following table shows the results of the First Arts Examination held in February 1896:—

NAME OF COLLEGE.	Number of Candidates.	NUMBER PASSED IN THE—			Total passed.	Percentage of success. (Nearest whole number.)
		1st Division.	2nd Division.	3rd Division.		
1	2	3	4	5	6	7
<i>Government Colleges.</i>						
1. Presidency College ... ..	123	16	23	31	70	57
2. Hooghly .. .. .	70	3	9	20	32	46
3. Dacca .. .. .	58	2	11	19	32	55
4. Krishnagar .. .. .	21	2	1	8	11	52
5. Patna .. .. .	105	...	3	31	34	32
6. Ravenshaw .. .. .	40	...	3	14	17	43
7. Rajshahi .. .. .	65	1	7	15	23	36
8. Behlune .. .. .	7	...	1	3	4	57
9. Sanskrit .. .. .	19	2	2	7	11	57
10. Calcutta Madrasah .. .. .	13	...	2	4	6	33
11. Chittagong College .. .. .	27	...	2	13	15	56
Total ... ..	551	26	64	165	255	46

NAME OF COLLEGE.	Number of Candidates.	NUMBER PASSED IN THE—			Total passed.	Percentage of success. (Nearest whole number.)
		1st Division.	2nd Division.	3rd Division.		
1	2	3	4	5	6	7
<i>Municipal—</i>						
1. Midnapore College ... ..	28	...	2	10	12	43
Total ...	28	...	2	10	12	43
<i>Aided—</i>						
1. General Assembly's Institution ... ..	187	5	16	49	70	
2. Free Church Institution and Duff College	72	2	10	26	38	
3. St. Xavier's College ... ..	88	4	4	29	37	
4. L. M. S. College, Bhawanipur ... ..	42	...	5	11	16	
5. St. Paul's School, Darjeeling ... ..	7	1	2	2	5	
6. Narail Victoria College ... ..	19	...	...	7	7	
7. Uttarpara College ... ..	30	...	4	9	13	
8. La Martinière for Girls ... ..	1	...	...	1	1	
Total ...	425	12	41	134	187	44
<i>Unaided—</i>						
1. Metropolitan Institution ... ..	153	2	5	47	54	
2. City College ... ..	245	3	18	55	76	
3. La Martinière for boys ... ..	1	...	...	...	...	
4. Albert College ... ..	70	...	3	20	23	
5. Ripon ... ..	227	2	7	46	55	
6. Maharaja's College, Burdwan ... ..	98	2	8	32	42	
7. Jagannath College, Dacca ... ..	187	4	16	58	78	
8. Berhampore College ... ..	62	1	4	16	21	
9. Tej Narayan Jubilee College, Bhagalpur.	81	1	3	25	29	
10. Bangabasi College ... ..	67	...	4	15	19	
11. Bai Chandra College, Barisal ... ..	35	1	1	9	11	
12. Braja Mohan Institution, Barisal ... ..	72	2	15	22	39	
13. Bihar National College, Bankipore ... ..	135	...	6	41	47	
14. Doveton College, Calcutta ... ..	13	...	4	3	7	
15. Loretto House, College Department ... ..	2	...	1	...	1	
16. Central College ... ..	41	1	5	13	19	
17. Bishops' College, Calcutta ... ..	11	...	2	8	10	
18. Calcutta Boy's School ... ..	17	...	...	5	5	
19. Arya Mission Institution ... ..	12	...	...	6	6	
Total ...	1,519	19	102	421	542	36
Grand Total for Colleges ...	2,523	57	209	730	996	40
Grand Total for Colleges, 1894-95 ...	2,727	57	201	791	1,139	42

The number of candidates from colleges declined by 204, and that of their successful candidates by 143, the proportion of success falling off from 42 to 40 per cent. Of the 11 Government Colleges, 6, viz., the Presidency, Dacca, Krishnagar, Chittagong, Sanskrit and Bethune Colleges, passed more than half their candidates, the first and the two last-named colleges standing highest with 57 per cent. each.

The result for the Presidency College was 57 per cent. against 56 per cent. in the preceding year; but for the Muhammadan students of the Calcutta Madrasah, who attend all their lectures therein, it fell off to 33 per cent. from 60 per cent.

Among colleges under Municipal, Missionary, or other private management, the most successful were the Bishop's College (with 91 per cent.); St. Paul's School at Darjeeling (with 72 per cent.); Braja Mohan Institution at Barisal (with 54 per cent.); the Free Church Institution (with 52 per cent.); and the Central College (with 46 per cent.); no other College under this category having passed more than 43 per cent. of their candidates, except La Martinière College for girls, from which one candidate appeared and passed the examination, and the Loretto House passing one candidate out of two sent up. It is worthy of note that only one of these colleges (the Ripon College) passed less than 25 per cent. of its candidates. The Metropolitan Institution (with 35 per cent.), the Albert College (with 33 per cent.), and the Bihar National College (with 34 per cent.), which passed 25 per cent. or less of their candidates in the preceding year, show improvement.

The passes in the first and second divisions give evidence of excellence of teaching. In the Government colleges they were up to 4.7 and 11.6 per cent. respectively of the total number of candidates sent up. In the aided colleges they were 2.8 and 9.6 per cent.; and in the unaided colleges 1.2 and 6.6 per cent. respectively.

UNIVERSITY  
EDUCATION.

63. The following table shows the distribution of the 52 senior scholarships. Of the two special scholarships reserved for girls, the first scholarship was gained by the Bethune College and the 2nd grade one by the Doveton College for girls:—

	1st grade.	2nd grade.	Total.
1	2	3	4
<i>Government Colleges—</i>			
Presidency ... ..	5	3	8
Sanskrit ... ..	...	1	1
Krishnagar ... ..	...	2	2
Hooghly ... ..	...	5	5
Rajshahi ... ..	...	2	2
Dacca ... ..	1	1	2
Patna ... ..	...	1	1
Cuttack ... ..	...	2	2
Bethune ... ..	1*	...	1*
Total ... ..	7	17	24
<i>Aided—</i>			
St. Xavier's ... ..	1	2	3
General Assembly's ... ..	1	1	2
Uttarpara ... ..	...	1	1
Free Church, Duff ... ..	...	1	1
St. Paul's School, Darjeeling ... ..	...	1	1
Total ... ..	2	6	8
<i>Unaided—</i>			
Bihar National ... ..	...	2	2
Tej Narayan Jubilee, Bhagalpur ... ..	...	3	3
Brajmohan Institution, Barisal ... ..	1	1	2
Rajchandra ... ..	...	1	1
Burdwan Raj ... ..	1	2	3
Berhampore ... ..	...	2	2
Ripon ... ..	...	2	2
Jagannath, Dacca ... ..	...	4	4
Doveton ... ..	...	1*	1*
Total ... ..	9	18	20
GRAND TOTAL ... ..	11	41	52

\* Special scholarship for girls.

Six of the ten first grade scholarships open to all candidates were gained by the Government colleges, the aided and unaided institutions sharing the remaining four equally amongst them. The 40 scholarships of the second grade are distributed beforehand among the different Divisions of Bengal; of this number, the Government institutions gained 17, whereas the aided colleges secured six only, the remaining 17 falling to the unaided colleges. Again, of the 10 second grade scholarships allotted to Calcutta, three were gained by the Presidency College, one by the Sanskrit College, two by the St. Xavier's College, one by the General Assembly's Institution, one by the Free Church Institution and two by the Ripon College. The four scholarships to the Presidency Division outside Calcutta were divided equally between the Krishnagar and the Berhampore College. In the Burdwan Division, five of the eight scholarships were gained by the Hooghly College, the Burdwan Raj and the Uttarpara Colleges gaining two and one respectively. In the Eastern Circle the Jagannath College, Dacca, gained four, and the Dacca College, the Braja Mohan Institution, and the Rajchandra College at Barisal obtaining one each. The Rajshahi College gained two of the three scholarships attached to that Division, and the remaining one was taken up by St. Paul's School, Darjeeling. In Bihar, three were gained by the Tej Narayan College and one by the Patna College. In Orissa, where there was no competition, both the scholarships were taken up by the Ravenshaw College.

64. The following scholarships reserved for Muhammadan candidates were also awarded on the results of the last F.A. examination.

Senior Moshin scholarship—One at Rs. 16 a month, two at Rs. 14 and two at Rs. 12. Senior Government special scholarships—Ten at Rs. 10 and ten at Rs. 7 a month. Three Endowed scholarships—Two Darbhanga Madrasah scholarships and one National Muhammadan Association scholarship of the value of Rs. 10 a month each.

65. Of the 52 scholars, 16 have chosen the A Course and 33 the B Course for the B.A. examination, while two have joined the Civil Engineering College



at Sibpur and one the Medical College at Calcutta. Again, 22 have taken their scholarships to the Presidency College and 10 to colleges in Calcutta under private management. Of those that are held in the mufassal, 11 have been made tenable in Government and six in private colleges.

66. B. A. EXAMINATION.—The following table furnishes the results of the B. A. examination for 1895-96:—

COLLEGES.	A COURSE.					B COURSE.					TOTAL.				
	Candidates.	Honours, 1st division.	Honours, 2nd division.	Pass.	Total passed.	Candidates.	Honours, 1st division.	Honours, 2nd division.	Pass.	Total passed.	Candidates.	Honours, 1st division.	Honours, 2nd division.	Pass.	Total passed.
1	2	3	4	5	6	7	8	9	10	11	12	13	14	15	16
1. Presidency College ...	72	4	9	16	(a)29	67	4	14	12	(h)30	139	8	23	28	59
2. Hooghly " ...	16	...	1	6	(b)7	19	...	1	4	5	35	...	2	10	12
3. Dacca " ...	38	...	4	6	10	11	...	1	1	2	49	...	5	7	12
4. Kishnagar " ...	3	...	...	...	...	2	...	...	...	...	5	...	...	...	...
5. Patna " ...	44	...	...	15	15	17	...	1	3	4	61	...	1	18	19
6. Ravenshaw " Cuttack	11	...	1	3	4	4	...	...	1	1	15	...	1	4	5
7. Rajshahi " ...	7	...	...	...	...	3	...	...	...	...	10	...	...	...	...
8. Bethune " ...	2	...	...	1	1	...	...	...	...	...	2	...	...	1	...
Total ...	193	4	15	47	66	123	4	17	21	42	316	8	33	68	108
<i>Aided—</i>															
1. General Assembly's Institution ...	79	...	3	25	28	60	...	4	13	(i)17	139	...	7	38	45
2. Free Church Institution ...	83	1	6	14	(c)21	11	...	1	2	3	94	1	7	16	24
3. St. Xavier's College ...	36	...	1	3	4	28	...	...	5	5	64	...	1	8	9
4. London Missionary Society's College, Bhanipur	9	...	...	3	3	...	...	...	...	...	9	...	...	3	3
5. Victoria College, Narail	3	...	...	...	...	...	...	...	...	...	3	...	...	...	...
6. St. Paul's, Darjeeling	3	...	2	...	(d)2	...	...	...	...	...	3	...	2	...	2
Total ...	218	1	13	45	58	99	...	5	20	25	312	1	17	65	83
<i>Unaided—</i>															
1. Metropolitan Institution ...	139	...	3	15	(e)18	...	...	...	...	...	139	...	3	15	18
2. City College ...	64	...	...	10	10	97	3	4	15	(j)22	161	3	4	25	32
3. Ripon " ...	98	...	1	15	16	67	...	4	6	10	155	...	5	21	26
4. Berhampore " ...	...	...	...	...	...	...	...	...	...	...	...	...	...	...	...
5. Tej Narayan College, Bhagalpur ...	21	...	...	2	2	...	...	...	...	...	21	...	...	2	2
6. Rajchandra College, Barisal ...	13	...	...	3	3	...	...	...	2	2	16	...	...	5	5
7. Bihar National College	9	1	...	1	(f)2	4	...	...	...	...	13	1	...	1	2
8. Bishop's College	27	...	...	5	5	2	...	...	...	...	29	...	...	5	5
9. Doveton ...	4	...	1	1	(g)2	...	...	...	1	1	4	...	1	1	2
Total ...	375	1	5	52	68	164	3	8	24	35	539	4	13	76	93
Teachers ...	83	...	...	7	7	25	...	2	...	2	108	...	2	7	9
Private students ...	1	...	...	...	...	1	...	...	1	1	2	...	...	1	1
Total for 1895-96 ...	865	6	32	151	189	412	7	32	60	105	1,277	13	64	217	294
Total for 1894-95 ...	905	4	42	195	241	447	13	23	134	175	1,352	17	70	329	416

(a) 6 passed with double honours. (b) 1 passed with double honours. (c) 4 passed with double honours.  
 (d) 1 ditto ditto. (e) 1 ditto ditto. (f) 1 ditto ditto.  
 (g) 1 ditto ditto. (h) 9 ditto ditto. (i) 2 ditto ditto.  
 (j) 1 ditto ditto.

The total number of candidates fell off from 1,352 to 1,277, or by 5 per cent.; the decline in the case of B course candidates was from 33 to 32 per cent. of the total. The percentage of successful candidates in both courses together declined from 32 to 23; viz., 34 per cent. in Government, 26 in aided, and 17 per cent. in unaided colleges. There were also 108 teachers (against 118), of whom 9 passed, 2 with honours. Teachers are always encouraged to go up for the B. A. examination.

Of 865 candidates in the A course, 21 per cent. passed against 27 per cent. in 1895; while of 412 candidates in the B course, 25 per cent. passed against 40 per cent. in 1895. In the A course, Government colleges passed 34 per cent., aided colleges 27 per cent., and unaided colleges only 15 per cent. In the B course the corresponding percentages were respectively 34, 25, and 21. In Government colleges the highest place as usual was taken by the Presidency College, which passed 42 per cent. of its candidates—40 per cent. in A and 44 per cent. in B. The only other colleges that passed upwards of 33 per cent. of their candidates were the Hooghly and Ravenshaw Colleges. The results of the Dacca and Patna Colleges were only tolerable, but those

UNIVERSITY  
EDUCATION.

of the Krishnagar and the Rajshahi Colleges were most disappointing, no candidate having passed from either of these institutions.

The honours' list in the A course shows a falling off from 46 to 38, but the number of first class honours increased by 2. In the Government colleges the number of first class honours in the A course (4) remained the same, but that of second class honours declined from 23 to 15. The four first class honours were gained by the Presidency College. In aided colleges the number of honours gained increased from 10 to 13, one being a first class honour against none in the year before. In the unaided colleges the number (6) remained the same, but one first class honour was gained against none in the preceding year.

67. During the year under report the colleges under private management in Calcutta, which teach the B course, did not show such good results as in the preceding year, as will be evident from the following figures:—

General Assembly's Institution	in 1895	...	55	candidates	...	17	passed.
	in 1896	...	60	"	...	17	"
Free Church Institution and Duff's College	in 1895	...	13	"	...	8	"
	in 1896	...	11	"	...	3	"
St. Xavier's College	in 1895	...	41	"	...	16	"
	in 1896	...	28	"	...	5	"
City College	in 1895	...	102	"	...	36	"
	in 1896	...	97	"	...	22	"
Ripon College	in 1895	...	56	"	...	23	"
"	in 1896	...	57	"	...	10	"

Combining these results, we have 270 candidates in the B course from aided and unaided colleges in 1895, of whom 101 passed, or 35 per cent.; in 1896, 263 candidates of whom 60 passed or 22 per cent.; the honours' list in the B course shows a falling off from 41 to 39.

The first class honours in the B course decreased from 13 to 7, but the second class honours advanced from 28 to 32. Four first class honours were gained by the Presidency College and 3 by the City College.

68. For my own part, I am of opinion that very little is learnt from a comparison of one year's results with those of another; since the results would also be very different if with different sets of questions the same batch of candidates were examined at about the same time in the same year. In making the comments which appear above, I have followed the usual procedure adopted in annual reports, but I consider the principle to be faulty. We may compare the relative behaviour at the same examination of different institutions, or different classes of institutions, but that is about all that can properly be done.

In the general honours' list, the Presidency College, as usual, maintained its superiority all round. Altogether 31 candidates passed from that college with honours and 28 without honours. Among the former were the second, fourth, fifth, and sixth in English, the first two in Sanskrit, the first in Latin, the only successful candidate with honours in Persian, the first in Mental and Moral Science, the first and second in History, the first and second in Mathematics, the first two in Physics and Chemistry. The first place in English and the second place in Mental and Moral Science were taken by candidates from the Free Church Institution. The third place in English was taken by a candidate from the Raj Chandra College, Barisal, and the third and fourth places in Mathematics by candidates from the City College.

69. On the results of the B. A. examination, the endowed scholarships on the Presidency College foundation were awarded to the students named below:—

Name of scholar.	Name of scholarship.	Monthly value of scholarship
		Rs.
1. Sarada Prasanna Das ...	... Burdwan scholarship ...	50
2. Jatindra Nath Mukherjee ...	... Dwarka Nath Tagore scholarship ...	50
3. Hari Nath De ...	... Bird scholarship ...	40
4. Hem Chandra Basu ...	... Ryan scholarship ...	40
5. Hari Jiban Banerjee ...	... Hindu College Foundation scholarship ...	40
6. Sarat Chandra Raha ...	... Ditto ditto ...	40
7. Abhay Charan Banerjee ...	... Gopi Mohan Tagore scholarship ...	30
8. Satis Chandra Chatterjee ...	... Hindu College Foundation scholarship ...	30
9. Nares Chandra Sinha ...	... Ditto ditto ...	25
10. Jadu Nath Majumdar ...	... Ditto ditto ...	25
11. Kali Mohan Sen Gupta ...	... Ditto ditto ...	25

70. M. A. EXAMINATION—The following table shows the results of the M. A. Examination held in November 1895:—

NAMES OF INSTITUTIONS.	ENGLISH.		SANSKRIT.		ARABIC.		PERSIAN.		HISTORY.		PHILOSOPHY.		MATHEMATICS.		CHEMISTRY.		PHYSICS (C).		BOTANY.		GEOLOGY, &C.		TOTAL.	
	Number of candidates.	Number passed.	Number of candidates.	Number passed.	Number of candidates.	Number passed.	Number of candidates.	Number passed.	Number of candidates.	Number passed.	Number of candidates.	Number passed.	Number of candidates.	Number passed.	Number of candidates.	Number passed.	Number of candidates.	Number passed.	Number of candidates.	Number passed.	Number of candidates.	Number passed.	Number of candidates.	Number passed.
1	2	3	4	5	6	7	8	9	10	11	12	13	14	15	16	17	18	19	20	21	22	23	24	25
<i>Government Colleges.</i>																								
1. Presidency College.	25	11	...	...	...	...	...	...	...	...	5	4	7	5	8	7	10	8	...	...	1	1	56	36
2. Hooghly College.	...	...	...	...	...	...	...	...	...	...	...	...	...	...	2	1	...	...	...	...	...	...	2	1
3. Dacca College	8	3	...	...	...	...	...	...	...	...	...	...	...	...	...	...	...	...	...	...	...	...	8	3
4. Krishnagar College.	1	...	...	...	...	...	...	...	...	...	...	...	...	...	...	...	...	...	...	...	...	...	1	...
5. Rajshahi College.	1	...	...	...	...	...	...	...	...	...	...	...	...	...	...	...	...	...	...	...	...	...	1	...
6. Sanskrit College.	...	...	6	4	...	...	...	...	...	...	...	...	...	...	...	...	...	...	...	...	...	...	6	4
Total ...	35	14	6	4	...	...	...	...	...	...	5	4	7	5	10	8	10	8	...	...	1	1	74	44
<i>Aided Colleges.</i>																								
1. General Assembly's Institution.	8	2	...	...	...	...	...	...	...	...	...	...	1	...	...	...	...	...	...	...	...	...	9	2
2. Free Church Institution or Duff College.	16	6	...	...	...	...	...	...	...	...	5	4	...	...	...	...	...	...	...	...	...	...	23	10
3. L. M. S. Institution, Bhawanipur.	2	...	...	...	...	...	...	...	...	...	...	...	...	...	...	...	...	...	...	...	...	...	2	...
Total ...	26	8	...	...	...	...	...	...	...	...	5	4	1	...	...	...	...	...	...	...	...	...	34	12
<i>Unaided Colleges.</i>																								
1. City College ...	...	...	...	...	...	...	...	...	...	...	...	...	...	...	...	...	...	...	...	...	...	...	3	3
Total ...	...	...	...	...	...	...	...	...	...	...	...	...	...	...	...	...	...	...	...	...	...	...	3	3
Private students	33	10	...	...	1	1	...	...	3	2	7	3	4	3	...	...	4	2	1	...	...	...	53	21
Teachers ...	7	2	...	...	...	...	...	...	1	...	...	...	4	1	...	...	...	1	...	...	...	...	13	3
GRAND TOTAL FOR 1895-96.	103	34	6	4	1	1	...	...	4	2	17	11	16	9	10	8	17	13	2	...	1	1	177	83
GRAND TOTAL FOR 1894-95.	86	24	7	2	2	2	1	1	4	...	13	8	14	1	7	6	8	7	...	...	...	...	144*	52†

\* Inclusive of 2 candidates in Physics (E).  
† Ditto 1 ditto.

The number of candidates rose from 144 to 177, and that of successful candidates from 52 to 83. As in previous years, the Presidency College stands far ahead of the rest, 36 having passed from it out of 56 candidates, against 29 out of 55 in the preceding year. The two Government colleges which competed for the examination during the year, in addition to the four named in the last report, were Hooghly, from which one passed out of two, and Krishnagar, the only candidate from which failed. The candidate from Rajshahi also was rejected. Of the 4 aided colleges from which candidates appeared at the examination in the previous year, the St. Xavier's College did not send up any candidates, the Free Church Institution passed 10 candidates against 4 in the preceding year. No students passed from the Bhawanipore L. M. S. Institution. From the unaided City College, three candidates attended and all passed. No candidate appeared from any other unaided college.

Candidates for the examination are not required to attend lectures in an affiliated institution. Of the total number of 177 candidates, 53 were private students and 13 teachers; 21 of the former and 3 of the latter succeeded in passing. In literary subjects there were 131 candidates, of whom 52 passed; in scientific subjects, 46 candidates, of whom 31 passed, of whom 21 came from the Presidency College, 1 from the Hooghly College, 3 from the City College, and the rest were teachers or private students.

71. PREM CHAND ROY CHAND STUDENTSHIP EXAMINATION.—The competition in 1895 was in literary subjects. Applications were received from 6 candidates, 4 of whom presented themselves for examination. On the result,

UNIVERSITY  
EDUCATION.

a studentship of Rs. 1,400 a year, tenable for five years, was awarded to Satis Chandra Bandyopadhyaya.

72. The variation in the number of the successful candidates at the University examinations during the last six years is shown in the following statement:—

	1891.	1892.	1893.	1894.	1895.	1896.
1	2	3	4	5	6	7
Entrance ... ..	1,710	1,643	2,915	1,863	2,194	2,308
Percentage of success ... ..	43	40	67	44	47	53
First Arts ... ..	693	1,011	830	826	1,162	1,015
Percentage of success ... ..	36	44	37	38	41	39
Bachelor of Arts ... ..	231	280	301	434	416	294
Percentage of success ... ..	29	24	25	36	32	23
Bachelor of Law ... ..	123	48	143	99	71	140
Percentage of success ... ..	63	27	47	32	24	40
Master of Arts ... ..	46	54	57	52	83	83
Percentage of success ... ..	36	46	44	36	47	..

73. The following table shows the academical qualifications of the Professors in the different Government Colleges:—

NAMES OF COLLEGES.	Number of professors.	M. A.	B. A.	Senior scholarship.	D.Sc.	B.Sc.	F.R.S.	A.R.C.S.	A.R.S.M.F.O.S.	L.M.S.	Not specified.	Entrance.	Sanskrit Title examination.	Madrasah examination.	Total.
1. Presidency College	22	13	3	...	2	1	1	1	...	...	1	...	1	...	22
2. Hooghly	8	5	1(a)	...	...	1	...	...	...	...	...	...	...	1	8
3. Dacca	16	7	3(b)	...	...	...	...	...	1	1	2	...	1	1	18
4. Krishnagar	7	6	1	...	...	...	...	...	...	...	...	...	...	...	7
5. Patna	8	2	4(c)	...	...	...	...	...	...	...	1	1	...	...	8
6. Ravenshaw, Cuttack	9	5	2	...	...	...	...	...	...	...	2(f)	...	...	...	9
7. Hajshahi College	5	5	1(d)	1	...	...	...	...	...	...	...	...	...	1	8
8. Sanskrit	7	4(e)	...	...	...	...	...	...	...	...	...	...	3	...	7
9. Calcutta Madrasah	The staff of Professors has been abolished since its amalgamation in 1838 with the Presidency College.														
10. Chittagong College	4	3	1	...	...	...	...	...	...	...	...	...	1	...	4
11. Bethune	7	1	4	...	...	...	...	...	...	...	...	...	1	1	7
Total	96	50	19	1	2	2	1	1	1	1	6(g)	1	7	4	96
Total for 1894-95	89	50	13	1	2	2	1	1	1	1	8(g)	1	6	2	89

(a) Being also a Barrister-at-Law.

(b) One being a B.A., B.Sc., another a B.A., D.Sc., another a B.A., B.L.

(c) One being a B.A., B.Sc., another a B.A., B.L.

(d) Being also a B.L.

(e) Three of them being M.A., B.Ls.

(f) One being an ex-student of Calcutta Sanskrit College, another an ex-student of Calcutta Madrasah.

(g) Generally Professors of Oriental classical languages.

74. COLLEGE REPORTS.—The following is a summary from the reports of colleges of the more interesting particulars which have not been touched upon in the preceding paragraphs:—

*Presidency College.*—Mr. Griffiths was Principal till the 23rd March, when he took subsidiary leave preparatory to his departure on six months' special leave from the 30th idem, and Mr. A. Pedler, who had come back from England in November last, and resumed charge of his duties as Professor of Chemistry from Mr. P. Mukherji, was appointed to act for him. The Mathematical Chair, left vacant by the death of the late lamented Mr. A. M. Nash, was filled up by the appointment of Mr. C. W. Peake, M. A., who joined his post in December last. Mr. Holland, Lecturer on Geology, took three months' leave without pay from the 7th June 1895, and Mr. Middlemiss acted for him during this period. Mr. Rowe returned from leave in April 1895, and Babu Nilkanta Mozumdar, who had been appointed to officiate as Principal at first of the Ravenshaw College and then of the Krishnagar College, resumed charge of his duties as lecturer in October 1895. There was, besides, an exchange of appointment in January last between the Arabic Professor of this College and the Superintendent of the Chittagong Madrasah, the latter, Maulvi Asraf Ali, who had been in this college before, and promoted to be Superintendent of the Chittagong Madrasah in the preceding year, having reverted to his former appointment.

The library is reported to be in excellent condition under the management of Mr. Rowe, and 350 volumes and 31 periodicals were added to it during the year. A revised catalogue is now in preparation, and will shortly be printed. Proposals for the improvement of the physical laboratory have been favourably entertained by Government, and a special grant of Rs. 1,000 has been included in the budget estimates for 1896-97 under the head of "Scientific research at the Presidency College." The Government has also decided that Rs. 500 a year should subsequently be given for the purchase of apparatus for helping forward original scientific research; and the Public Works Department has been asked to submit plans and estimates for converting the old chemical laboratory into a photographic and magnetic laboratory, and for constructing an astronomical observatory on the roof of the college building, which, when completed, will accommodate the 4½ inch equatorial by Grubb, presented to the college by the Maharaja of Hill Tippera.

Attendance in the gymnastic class is compulsory on the first-year students, exception being made in the case of those who are either considered physically unfit for exercise, or have to live at an inconvenient distance from the college. The members of the College Athletic Club raised by subscriptions Rs. 228 during the year and obtained an equal amount from Government. Discipline was well maintained, the only instance of misconduct having occurred, as in the preceding year, at the test examination of the fourth-year class, when a student was found copying from the answer paper of his neighbour. This student was not allowed to appear at the University examination.

Up to the year 1895 the College had no hostel exclusively for the accommodation of its students. But the Eden Hindu Hostel has recently been taken over by Government, large additions have been made during the year under review, and it has now been placed under the control of the Principal. All students of the college and of the attached Hindu and Hare schools, who do not put up with their *bonâ fide* guardians, will now be required to live in this hostel.

*Hooghly College.*—Mr. Booth continued to be the Principal except for three months, when he was on privilege leave, and Mr. R. W. F. Shaw acted for him. Mr. P. Mukherjea, Professor of Chemistry, was temporarily transferred to the Presidency College, during the absence, on leave, of Mr. Pedler from April to November 1895, and Babu Hriday Chandra Banerji was appointed as a temporary lecturer during his deputation. Babu Satis Chandra Banerji took leave on private affairs for six weeks in August 1895, and Babu Upendra Nath Maitra was on leave without allowance for one month from 5th November. During both these periods Babu Narendra Nath Roy acted as a Lecturer in English. Babu Satis Chandra Banerjea was finally relieved of his temporary appointment by Mr. J. N. Das Gupta from the Dacca College.

The library received an addition of 59 new books, besides *Nature* and seven maps, at a cost of Rs. 399, and 20 volumes from Government and other sources.

The football and cricket clubs, composed of students of the college and collegiate school, continued as usual. The football team competed for the Cooch Behar Cup and the Elliott Shield in August 1895, and also played a match with the 5th Royal Artillery, Barrackpore. The cricket team played for the Lansdowne Shield in February last. Although the teams were not successful in any of these matches, the competition will doubtless have a wholesome effect upon the students.

The attached Hindu Hostel had 30 inmates on the 31st March against 59 in the preceding year; and the Muhammadan Hostel 77 against 79, of whom some were students of the collegiate school and the Madrasah. The boarders in both these establishments are reported to have enjoyed good health during the year, and discipline was well maintained.

*Dacca College.*—Mr. A. C. Edwards was Principal throughout the year. Mr. S. C. Hill having been appointed to be a Professor in this College in January last, Mr. J. N. Das Gupta, Assistant Professor, was transferred to Hooghly. Babu Sasi Bhushan Datta, another Assistant Professor, was on deputation to the Patna College from June to November 1895. Babu Kalipada Basu, Lecturer in Mathematics, and Pandit Prasanna Chandra Vidyaratna, Lecturer in Sanskrit, took short privilege leave towards the end of the session;

but no officiating arrangements were necessary, as the second and fourth-year classes had then been dismissed. Maulvi Abdul Matero, Lecturer in Arabic and Persian, who joined his post in June 1895, was transferred in January 1896, and Maulvi Abdul Aziz was appointed in his place.

The new science laboratory has lately been completed. It forms a much needed and handsome addition to the main building. In September of the current year the erection of the much needed fittings was sanctioned.

The library received an addition of 428 volumes during the year, of which 238 were purchased and 190 were presented, the former consisting of a large number of law books, for which a special grant of Rs. 300 was sanctioned out of the surplus receipts in the law department.

The gymnastic building and apparatus were in good order. Cricket, football and lawn-tennis were indulged in regularly by a large number of students throughout the year. In February last, an eleven from this college came down to Calcutta and played a match with the Presidency College Cricket Club, their travelling expenses having been generously paid by Raja Rajendra Narayan Rai Bahadur of Bhowal, and Raja Srinath Rai, Babu Sris Chandra Das, and Rai Abhay Chandra Mitra Bahadur of Dacca. They also entered as competitors for the Lansdowne shield. The inter-collegiate match terminated in an easy victory for the Dacca team, who won by eight wickets. In the Lansdowne shield competition, the Dacca men, after defeating the Patna College Club, were beaten by the Bishop's College team, who, in their turn beating the Sibpur College, ultimately won the shield for the year.

The Raj Chandra Hindu hostel, founded by the late Babu Pratap Chandra Das in 1880, in memory of his father, continued to receive the annual grant of Rs. 600 from his son, Babu Sris Chandra Das, a zamindar of Dacca. It had sixty-one inmates on the 31st March. The site of the present building is reported to be objectionable from a sanitary point of view. The hostel was under the superintendence of Babu Iswar Chandra Chaudhuri, M.A., who is Translation Master of the Collegiate School.

A high standard of discipline was maintained in the college and in the attached institutions, no case of misbehaviour of any importance having been brought to the notice of the Principal during the year.

*Krishnagar College.*—Mr. W. Billing having taken three months' privilege leave from the 9th July 1895, Babu Nilkanta Majumdar of the Presidency College was appointed to act as Principal during this period.

There was a slight increase in the number of students on the 31st December, owing probably to the decision of Government that the status of the college should not be altered, provided the subscriptions were regularly paid.

The library received an addition of books to the value of Rs. 400 during the year. A new catalogue has been compiled and will shortly be sent to press.

Attendance in the gymnastic class has been made compulsory on all students who do not take any part in games; of the latter, cricket, football and lawn-tennis are the most popular.

The attached hostel had 28 boarders against 24 in the preceding year. Discipline was well maintained. There was suspicion of immoral behaviour on the part of a third-year student residing in the hostel. He was compelled to leave the college.

*Patna College.*—Mr. A. Ewbank was Principal throughout the year. Of the 193 students on the 31st March, 138 were Hindus, 3 Brahmos, and 52 Muhammadans; 140 were Biharis and 53 were Bengalis. The percentage of Muhammadans went down from 29.4 to 26.94; that of Bengalis rose from 19.1 to 27.46. Mr. Ewbank refers to the general unpreparedness of the average first-year student for the studies of his college career, which he ascribes to the great multiplication of private schools and to the general want of discipline in such institutions.

Athletic sports continued to be popular, matches were frequently arranged with outside teams both in cricket and football, under the supervision of Mr. James, who is the prime mover in such events.

*Ravenshaw College, Cuttack.*—Mr. N. L. Hallward, on his return from leave of absence, resumed charge of his office as Principal in July 1895. As stated above, Babu Nil Kanta Mazumdar of the Presidency College acted as Principal during his absence. Babu Muralidhar Banerji, Lecturer in English, was on

medical leave from 2nd July to 8th November 1895, when Babu Ram Das Bhattacharjya, third master of the Chapra Zilla School, acted for him. Babu Ram Prasanna Mukherji, Lecturer in Sanskrit, was on 41 days, privilege leave from the 16th March 1896, Babu Sris Chandra Chakravarti acting for him during this period.

The comparatively low percentage of success of this College at the University examination is stated by the Principal to be due to the fact that the backward condition of the province does not as yet render it possible to hold preliminary test examinations of the students of the second and fourth-year classes—a process by which all hopeless boys are eliminated in other Government Colleges. The experiment was tried for the first time in 1895 on a very mild scale, but the result was disappointing, as most of the eliminated pupils left the college altogether. The Principal is mistaken that such preliminary tests are generally held: or, when held, that they are necessarily acted upon.

Mr. Hallward bears very flattering testimony to the orderly conduct of Uriya boys. A student of the second-year class was rusticated for a month and four days for absenting himself from college and leaving the town for a period of 20 days without permission. Four students were implicated in an affair in which the head-master of the Collegiate School was insulted when walking by the river bank; but here, as in the case first alluded to, the offenders were not Uriyas. They were duly punished, two with rustication for 2 months and two for one month, coupled with a fine of Rs. 5 each.

As elsewhere, cricket, football and lawn-tennis continue as popular games. Drill also is practised. A combined eleven of the college and the attached schools, assisted by the Principal, played against a European eleven of the station in February last, and the result was a victory for the students by 3 wickets.

The attached hostel had 12 boarders against 13 in the preceding year, two of the steadiest serving as monitors' rendered valuable help to the Superintendent. The building has been thoroughly repaired, but the inadequacy of the accommodation is a serious drawback to the large number of students who have no resident parents and guardians. Credit is due to Mr. Hallward for having called a public meeting in February last, under the presidency of the Divisional Commissioner, to consider this question. The estimated cost of the proposed building is about Rs. 10,000, and it is gratifying to learn that as much as Rs. 5,000 was subscribed at the meeting, Raja Vaidya Nath Pandit of Darpan and Babu Hari Ballabh Bose having subscribed Rs. 3,000 and Rs. 1,000 respectively. The fund has now reached the respectable figure of Rs. 7,000.

*Rajshahi College.*—Mr. W. B. Livingstone was Principal throughout the year. Maulvi Kalil Ulla, Lecturer in Arabic and Persian, was transferred to the local Madrasah as its Head Maulvi, and Maulvi Muhammad, second Maulvi of that institution, was appointed lecturer in his place. The failure of all the B. A. candidates who went in from this college is ascribed by the Principal to the stiffness of the questions. This explanation does not commend itself to my judgment, since, if correct, it should tell equally in the case of the other colleges. The library is in good order and received additions from the annual grant of Rs. 420. A librarian and assistant clerk has been appointed to look after it. A new catalogue is in preparation and will be shortly ready for printing. The two verandahs for the north-west wing of the collegiate school and for the kitchen attached to the Madrasah, which had been sanctioned in the preceding year, have been constructed. The gymnastic class continues to be popular. The annual college sports were held in February last amidst a large gathering of Europeans and natives. Orders have been passed by Government for the acquisition of the *jheel* to the south of the college for the extension of the compound at an estimated cost of Rs. 3,478.

The college has received a donation of Rs. 13,000, which has been invested in 3½ per cent. securities. The interest will be devoted to the foundation of a scholarship to be called the Krishna Chandra Scholarship in the name of the donor.

The year has been noted for the students' riot case in connection with the Steam Navigation Company. This unhappy incident occurred in September 1895. Two of the students of the second-year class and two of the collegiate school were found guilty and sentenced to undergo simple imprisonment for

one day and a fine of Rs. 50 each, and another student of the collegiate school was punished by a day's imprisonment. The appeal preferred against the Magistrate's decision was rejected. It is most creditable to the Principal that by his material assistance the executive were enabled to bring the offenders to justice.

The Pramatha Nath Hindu Boarding House opened in 1894 had 28 boarders at the end of the year.

*Bethune College.*—The Lady Principal, Miss Chandramukhi Bose, M.A., was absent on three months' privilege leave from the beginning of February last, and Miss Kumudini Khastgir, B.A., acted for her. Of the 21 pupils in the college department at the end of the year, there were two Hindu girls, one in the first year, and the other, a child-widow, in the second-year class. The latter has passed the first examination in Arts in the third division. There were 36 boarders in the attached hostel, among whom were some pupils of the collegiate school. Twenty-seven of the boarders were Brahmos, 5 Christians, and four Hindus. Their health was bad during the rains, and great inconvenience was felt for want of a hospital, the construction of which, as well as of a verandah to the south of the boarding-house, has recently been sanctioned by Government. The Managing Committee, with the Chief Justice of Bengal as President, have recorded their thanks to Miss Amala Das, an ex-pupil of the school, who has for some time past been teaching Bengali singing to the girls of the school without any remuneration.

*Sanskrit College.*—Babu Nilmani Mukherjea was Principal throughout the year. Mahamahopadhyaya Madhu Sudan Smritiratna, Professor of Hindu Law, retired on superannuation pension on the first day of the year, and Mahamahopadhyaya Chandra Kanta Tarkalankar, who had been Professor of Sanskrit Literature and Rhetoric, was appointed to succeed him, Babu Asutosh Bhattacharya, M.A., having been appointed as Assistant Professor of Sanskrit Literature. Pandit Nana Sastri, Mohanta Madhab Chandra Giri's Vedic Professor in the College, having resigned his appointment in November last, Pandit Prithibidhar Sarma was temporarily appointed to fill his place. Babu Biresvar Chatterji, Additional Lecturer, took a month's privilege leave in December, and Babu Dina Nath Mukherjea officiated for him during the period. Discipline is reported to have been well maintained.

*Chittagong College.*—A new style has been adopted in the designation of the officers in this College. The head-master is now called the Principal, the second master Lecturer in Science, the third master Lecturer in English, and the Head Pandit Lecturer in Sanskrit. Babu Abinas Chandra Chatterji, the Principal, was on privilege leave from 15th July to 31st August 1895, when Babu Bisvesvar Sen, the Lecturer in Science, acted for him.

The library contains 3,266 volumes, of which 187 were added during the year. A complete catalogue has been printed and is for sale to the outside public at eight annas a copy. The college students took part in flat and hurdle races, and football and cricket competitions held under the auspices of the Chittagong United Sports Athletic Club, and won the Jyotna Kumar Football Shield in the last tournament. No breach of discipline has been reported from the college throughout the year. The construction of a suitable hostel for the accommodation of the college pupils has been taken up by the District Board at a cost of Rs. 4,938; of this sum the Board has agreed to pay Rs. 500, Rs. 1,792 has been raised from subscriptions, and Rs. 2,646 has been paid out of the surplus balance of the collegiate school.

*Midnapore College.*—The management of this institution was transferred by Government to the local municipality in 1887. The physical exercises of the students consist of gymnastics (at which much skill is displayed), wrestling, football, cricket, drill and indigenous sports. One hundred and six volumes were added to the library during the year.

*General Assembly's Institution.*—There was no serious breach of discipline. A few fines, the highest amounting to Re. 1, and the keeping back of five students who wished to appear at the F. A. and B. A. Examinations, are the only incidents worthy of record in this connection. Two aboriginal students from Chota Nagpur who joined the first-year class have taken German as their second language. This is the second instance in which students are reported to have taken that language for the F. A. Examination.



*Free Church Institution and Duff College.*—Discipline throughout the session was satisfactory. The college has a gymnastic class and a boarding house for Native Christians, for whose benefit an admirable selection of books has been supplied.

*St. Xavier's College.*—One European student from the institution heads the list of successful candidates in the First Examination in Arts held in 1896.

*L. M. S. College, Bhawanipur.*—In the year under review, a gallery was fitted up in the science class-room.

*St. Paul's School, Darjeeling*—The College Department has been removed to the handsome new building which has just been completed.

*Narail Victoria College.*—Discipline here was efficiently maintained. Some additions were made to the library and to the science laboratory. As noticed in the previous report, the boarders were supplied with medicines *gratis* from the Narail Zamindar's charitable dispensary, and special care was taken of the students by the medical officer in charge.

*Uttarpara College.*—Football continued to be a favourite pastime with the students. The boarding arrangements in connection with the college were discontinued during the past year, owing to a paucity of boarders.

*La Martinière for Girls.*—The reduction in the rate of interest on Government paper affected the income of the college, which cannot for this reason maintain as many foundationers as was formerly the case. In conformity with the wishes of the guardians of the girls, the teaching of drawing and harmony has been introduced.

*Burdwan Raj College.*—The conduct of pupils was on the whole satisfactory; no instance of gross misconduct took place during the past year. The boys indulged in football and cricket; in April 1895 a friendly football match was played at Burdwan between the Raj College Athletic Club and the Rajshahi Town Club, which was won by the college.

*Jagannath College, Dacca*—Is gaining in popularity. The only case of misdemeanour worthy of record is one of insolence towards a teacher; this was punished by the imposition of a fine; an offence of this kind should in my opinion be invariably punished with corporal chastisement. The boys take part in cricket and football. A marked improvement is the recent appointment of a Managing Committee vested with the power of regulating the affairs of the institution.

*Berhampore College.*—As before, particular attention was paid to physical training. Besides ordinary gymnastic exercises, provision was made for cricket and football. The conduct of the boys is reported to have been satisfactory. The number of boarders in the attached hostel fell off from 35 to 20 in the course of the year, but the cost rose from Rs. 131 to Rs. 470. The reason of this rise is not explained.

*Braja Mohan Institution, Barisal.*—Three boarding establishments, capable of accommodating above 100 students, supported by the boarders themselves, were maintained under the gratuitous management of some teachers of the institution. Great damage was done to the college by the cyclone of October 1895. Arrangements are now being made for the construction of a pukka building for the institution.

*Tej Narayan Jubilee College, Bhagalpur.*—The college fared well in the year under review. The attached boarding house was a success. For the better accommodation of the boarders, the use of a house belonging to the proprietor has been lent.

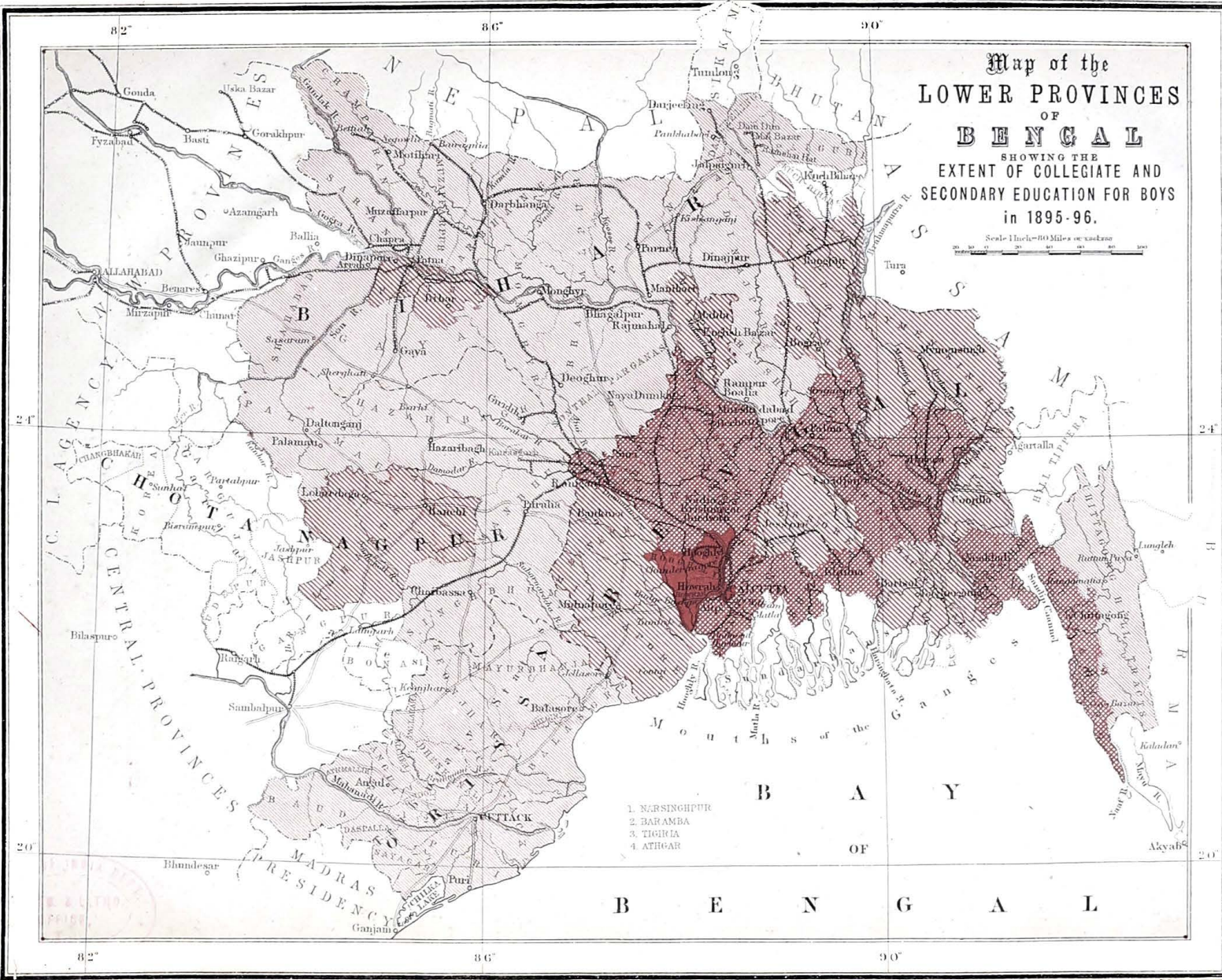
75. *Society for the Higher Training of Young Men.*—Since the close of the year it has been proposed by the Committee to change the name of this Society to "The Calcutta University Institute." This proposal has received the sanction of Government. The aim of the Society is to raise students intellectually, morally and physically to a higher level than the Colleges reach. Its organization and past history were described in paragraph 57 of the last report. The efforts of the Society during the year under report was directed to improving and strengthening what it had already begun, rather than to seeking out new fields of work. The Marcus Square play-ground, to the acquirement of which it had largely contributed, was opened by Sir Charles Elliott and placed at the disposal of the Society in December last. The library was increased during the year, and various meetings were held in connection with

UNIVERSITY  
EDUCATION.

the general and literary sections. One of the meetings was held in the hall of the Indian Association for the Cultivation of Science, with the object of entertaining mufassal Entrance candidates who came to Calcutta in February last to attend the examination. At this meeting Father Lafont and Dr. Mahendra Lal Sarkar delivered interesting lectures. Amongst the other meetings, those held for the purpose of perpetuating the memories of the late Babu Krishna Vihari Sen and Mr. Harry Lee, who were active members of the Society, and of giving a farewell address to Sir Charles Elliott, are noteworthy. Of the other lectures delivered during the year, those of Mr. Skrine on Freemasonry and Sambhu Chandra Mukherjea, and that of the Hon'ble Justice Gurudas Banerjea on "A few thoughts on the study of literature," deserve prominent mention.

The Society had 390 members during the year, including 51 senior members. The income from all sources was Rs. 18,434, including the balance of the previous year (of Rs. 15,513). The Government paid Rs. 1,200 and the Maharaja of Darbhanga gave a donation of Rs. 1,500. The subscriptions paid by the members were Rs. 539. The total expenditure was Rs. 17,736, leaving a balance of Rs. 698 for the current year. The expenditure includes Rs. 15,000 paid for the Marcus Square, Rs. 1,140 for tennis and badminton, and Rs. 1,042 for furniture. Considering the scope of the Society and the large field of usefulness which it has in view, it is hoped that men of means will come forward liberally in its support.

76. *Indian Association for the Cultivation of Science.*—This is another institution in Calcutta for the benefit of the school-going population, especially those attending colleges. Dr. Mahendra Lal Sarkar's zeal for its improvement continues unabated, and to him indeed the Association is solely indebted for its existence and continuance. To conduct it according to the requirements of modern progress ample funds are necessary, but the public have not as yet responded to the appeals for help to the extent which might have been hoped for



Excludes Schools for Europeans.

REFERENCES

Percentages of Boys of a School-going age at School—

- Class 1. 10 per cent. and upwards
- " 2. 5 to 10 per cent.
- " 3. 2½ to 5 " "
- " 4. below 2½ " "

IV.—SECONDARY EDUCATION.

77. The following table gives the comparative statistics of secondary schools for Indian boys for the last two years :—

SECONDARY EDUCATION.

1	1894-95.		1895-96.	
	Schools.	Pupils.	Schools.	Pupils.
	2	3	4	5
<i>High English.</i>				
Managed by Government ... ..	48	13,319	48	13,285
Ditto by District or Municipal Boards ... ..	6	1,702	6	1,761
Aided by Government or by District or Municipal Boards ... ..	179	27,987	183	28,323
Unaided ... ..	139	35,219	145	35,505
Total ... ..	372	78,227	382	79,813
<i>Middle English.</i>				
Managed by Government ... ..	4	680	4	615
Ditto by District or Municipal Boards ... ..	16	1,502	16	1,259
Aided by Government or by District or Municipal Boards ... ..	649	46,651	650	46,921
Unaided ... ..	227	15,816	223	15,307
Total ... ..	896	64,649	893	64,132
<i>Middle Vernacular.</i>				
Managed by Government ... ..	33	2,708	36	2,935
Ditto by District or Municipal Boards ... ..	150	8,867	150	8,857
Aided by Government or by District or Municipal Boards ... ..	810	44,169	818	44,272
Unaided ... ..	196	8,369	143	8,533
Total ... ..	1,129	64,113	1,147	64,597
GRAND TOTAL ... ..	2,397	206,989	2,422	207,542

Secondary schools of all classes taken together have advanced from 2,397 to 2,422, or by a little above one per cent., and the pupils attending them from 206,989 to 207,542, or by 2·7 per thousand. High English and middle vernacular schools have increased by 10 and 18 respectively, and their pupils by 586 and 484. Middle English schools have lost in numbers as well as in strength, and more in the latter respect than in the former.

78. The following statement shows in detail the attendance and expenditure in all classes of secondary schools for Indian boys :—

CLASS OF SCHOOLS.	Number of schools.	Number of pupils on the rolls on the 31st March 1896.	Average monthly number on the rolls during the year.	Average daily attendance.	EXPENDITURE—					Total.
					From public funds.			From private funds.		
					Provincial revenue.	District funds.	Municipal funds.	Fees, &c.	Other sources.	
1	2	3	4	5	6	7	8	9	10	11
<i>High English.</i>										
Managed by Government ... ..	48	13,235	12,635	9,971	Rs. 1,67,481	Rs. ...	Rs. ...	Rs. 2,84,975	Rs. 11,413	Rs. 4,63,869
Ditto by District or Municipal Boards ... ..	6	1,761	1,647	1,250	2,532	2,914	3,181	31,469	1,849	41,945
Aided by Government or by District or Municipal Boards ... ..	183	28,322	27,608	20,903	83,680	2,445	8,239	3,48,440	1,14,687	5,62,491
Unaided ... ..	145	35,505	34,243	26,322	...	...	...	4,65,396	1,84,516	6,40,912
Total ... ..	382	78,813	76,132	58,446	2,58,693	5,359	11,420	11,30,280	3,12,465	17,18,217
<i>Middle English.</i>										
Managed by Government ... ..	4	645	630	516	5,982	...	300	5,893	...	12,175
Ditto by District or Municipal Boards ... ..	16	1,269	1,368	1,040	...	4,887	...	7,056	2,470	15,013
Aided by Government or by District or Municipal Boards ... ..	650	46,921	44,671	34,629	31,062	118,999	5,718	2,15,162	1,76,099	5,47,040
Unaided ... ..	223	15,307	14,516	11,275	...	...	...	51,188	66,879	1,18,067
Total ... ..	893	64,133	61,183	47,460	37,044	1,23,886	6,018	2,79,899	2,45,448	6,92,295

SECONDARY  
EDUCATION.

CLASS OF SCHOOLS.	Number of schools.	Number of pupils on the rolls on the 31st March 1896.	Average monthly number on the rolls during the year.	Average daily attendance.	EXPENDITURE—					Total.
					From public funds.			From private funds.		
					Provincial revenue.	District funds.	Municipal funds.	Fees, &c.	Other sources.	
1	2	3	4	5	6	7	8	9	10	11
<i>Middle Vernacular.</i>										
Managed by Government ... ..	36	2,935	2,760	2,008	10,952	..	1,408	9,357	1,928	23,035
Ditto by District or Municipal Boards.	150	8,857	8,373	6,692	...	35,680	984	25,395	4,373	66,382
Aided by Government or by District or Municipal Boards.	818	44,272	42,055	32,853	45,491	65,276	5,732	1,34,170	74,734	3,25,403
Unaided ... ..	143	8,533	8,019	6,237	...	...	...	19,543	24,214	43,757
Total ... ..	1,147	64,597	61,207	47,790	56,443	1,00,006	8,214	1,88,465	1,04,549	4,58,577
GRAND TOTAL ... ..	2,422	207,542	198,522	1,53,696	3,52,180	2,30,151	25,652	15,98,644	6,62,462	28,69,089
Grand Total for 1894-95 ... ..	2,397	206,989	194,478	151,200	3,54,797	2,28,105	26,838	15,30,657	6,55,001	27,95,398
					6,07,983			22,61,106		
					6,09,740			21,85,658		

The total expenditure has increased by Rs. 73,691, or by 2·6 per cent. This is the net result of an increase in the contributions from local sources by Rs. 75,448, and a decrease in those from public sources by Rs. 1,757. Under public sources there has been a falling off in the amounts spent from Provincial revenues and municipal funds by Rs. 2,617 and Rs. 1,186, respectively; the latter reduction was caused by departmental pressure urging the increasing demands for primary education. Under district funds there has been an increased expenditure of Rs. 2,046, an amount too small in comparison with the total Board expenditure to need any explanation. As explained in a previous report, the unaided schools (145 high, 223 middle English, and 143 middle vernacular) are in most instances situated in Calcutta and other large towns, in which they are conducted chiefly as a business speculation, and as such require no help from public funds; in others they are kept either from charitable motives or in the hope of being some day admitted to the list of aided institutions. The aspirations of these last are satisfied from time to time by the Department or by the District Boards as funds are set free when old grants come under revision.

79. In the subjoined table are summarised the leading statistics of secondary schools for Indian boys for the past five years :—

Year.	Number of schools.	Number of pupils.	EXPENDITURE—		
			From public funds.	From private funds.	Total.
			Rs.	Rs.	Rs.
1891-92	2,285	194,178	5,94,846	20,87,904	26,82,750
1892-93	2,326	198,270	5,90,493	20,92,642	26,83,135
1893-94	2,373	198,736	5,94,328	21,33,751	27,28,079
1894-95	2,397	206,989	6,09,740	21,85,658	27,95,398
1895-96	2,422	207,542	6,07,983	22,61,106	28,69,089

The above shows an increase of schools for the past quinquennium by 137, or 6 per cent., of pupils by 13,364, or 6·8 per cent., of expenditure from public funds by Rs. 13,137, or 2 per cent., and that from local sources by Rs. 1,73,202, or 8 per cent.

80. HIGH ENGLISH SCHOOLS.—The statistics of these schools are repeated :—

	1894-95.		1895-96.	
	Schools.	Pupils.	Schools.	Pupils.
<i>High English—</i>				
Managed by Government ... ..	48	13,319	48	13,235
Do. by Municipal Boards or Joint Committees ... ..	6	1,702	6	1,751
Aided by Government or by District or Municipal Boards ... ..	179	27,987	183	28,322
Unaided ... ..	139	35,219	145	35,505
Total ... ..	372	78,227	382	78,813

The number of high schools maintained by the Department as well as of those maintained by Municipal Boards or Joint Committees remains the same as in the preceding year. District Boards have no high schools under their exclusive control. In two or three instances zilla schools are under the management of Joint Committees composed of members of both the District and Municipal Boards, as at Howrah, Barisal, and Monghyr. The Midnapore Collegiate, Santipur and Nator schools are the three institutions which were maintained by Municipal Boards alone. The last named has been transferred to the management of the Maharaja of Nator from the 1st April 1896. The slight decrease in the number of pupils in the Government schools is due chiefly to a falling off in the Presidency and Rajshahi Divisions, in consequence of the abolition of what was known as the amalgamated or vernacular basis system upon which some of the schools had been worked in preceding years.

The number of aided schools has increased by 4. There has been a gain of one school each in the Burdwan, Bhagalpur, and Chota Nagpur Divisions, and of 2 schools in the Presidency Division, while there has been a loss of one school in the Chittagong Division. The aided schools are thus distributed:—Burdwan and Presidency 57 each, Calcutta 1, Rajshahi 13, Dacca 24, Chittagong 7, Patna 8, Bhagalpur 7, Orissa 6, and Chota Nagpur 3. Aided high schools, as a rule, get their grants from Provincial revenues, but District Boards are empowered to continue their grants to such middle English schools as are raised to the high English status, till they can be subsidised from the grant-in-aid fund administered by the Department.

The unaided high schools number 145, against 139 in the preceding year. They are thus distributed:—Burdwan and Patna 24 each, Presidency 15, Calcutta 43, Rajshahi 3, Dacca 20, Chittagong 4, Bhagalpur 9, and Orissa, the Tributary Mahals and Chota Nagpur one each.

81. In the following statement are compared the results of the Entrance Examination for the past two years:—

CLASS OF SCHOOLS.	1895.							1896.							
	Number of competing schools.	Number of candidates.	PASSED IN THE—			Total.	Percentage.	Number of competing schools.	Number of candidates.	PASSED IN THE—			Total.	Percentage.	
			First division.	Second division.	Third division.					First division.	Second division.	Third division.			
															4
1	2	3	4	5	6	7	8	9	10	11	12	13	14	15	
Government schools ... ..	56 (a)	985	174	277	176	627	66'97	58 (b)	970	164	258	252	674	69'4	
Schools under private management	{ Aided ... ..	176	1,328	180	294	281	655	41'79	173	1,190	109	201	253	652	54'7
		{ Unaided ... ..	120	2,320	159	382	371	912	39'31	122	1,071	133	390	379	902
Total ... ..	352 (a)	4,633	463	653	778	2,194	47'3	353 (b)	4,131	405	930	884	2,228	53'9	

(a) Including the Dacca Madrasah.

(b) Includes Bethune Collegiate School at Calcutta and Eden Female School at Dacca, and Madrasahs at Dacca and Chittagong.

The 58 Government schools shown in this table as having sent up candidates to the last examination include 2 schools for girls (the Eden Female School at Dacca and the Bethune Collegiate School at Calcutta) as well as the Dacca and Chittagong Madrasahs, which are all maintained by the Department, and the 6 schools under the control of Municipal Boards and Joint Committees.

There is an improved percentage of success in all classes of schools, Government, aided and unaided. This, I should say, is not necessarily a sign of greater efficiency, but may be due either to greater care in the selection of candidates or to an easier examination. From my experience as an inspecting officer I do believe that the schools are as a whole becoming more efficient, but at the same time, when results of different examinations are being compared, it is improper to make these results a criterion of efficiency or otherwise.

SECONDARY  
EDUCATION.

82. The following table shows the comparative success of Government, aided and unaided schools in each Division for the past two years:—

Division.	1895.															
	Number of schools.	NUMBER OF SCHOOLS WHICH SENT CANDIDATES.				NUMBER OF SCHOOLS WHICH PASSED CANDIDATES.				Number of candidates.	NUMBER OF CANDIDATES PASSED IN THE—				Percentage of success.	Scholarships gained.
		Government.	Aided.	Unaided.	Total.	Government.	Aided.	Unaided.	Total.		First division.	Second division.	Third division.	Total.		
1	2	3	4	5	6	7	8	9	10	11	12	13	14	15	16	17
Burdwan ... ..	83	(b) 6	54	18	78	6	48	17	71	736	80	146	120	346	47	18
Presidency ... ..	77	(a) 8	(h) 54	13	75	8	(h) 47	12	(h) 67	666	61	128	120	309	46	20
Calcutta ... ..	(a) 47	4	1	38	43	4	1	36	41	1,133	83	212	183	478	42	16*
Rajshahi ... ..	24	(d) 8	13	2	23	8	11	1	20	227	34	67	34	135	59	16
Dacca ... ..	48	(e) 5	24	19	48	5	23	19	47	766	116	203	141	460	60	23
Chittagong ... ..	16	(f) 5	8	4	17	4	8	4	16	220	27	47	38	112	50	10
Patna ... ..	40	7	8	18	33	7	7	14	28	544	27	70	66	163	29	18
Bhagalpur ... ..	18	(g) 5	6	6	17	5	6	6	17	210	15	41	47	103	49	12
Orissa ... ..	10	3	6	1	10	3	5	1	9	73	6	16	13	35	48	9†
Orissa Tributary Mahals	1	...	...	1	1	...	...	1	1	5	1	...	2	3	60	...
Chota Nagpur ... ..	8	5	2	...	7	5	2	...	7	63	13	23	14	50	79	7
Total ... ..	372	56	176	120	352	55	188	111	324	4,633	463	953	778	2,194	47	147‡

Division.	1896.																
	Number of schools.	NUMBER OF SCHOOLS WHICH SENT CANDIDATES.				NUMBER OF SCHOOLS WHICH PASSED CANDIDATES.				Number of candidates.	NUMBER OF CANDIDATES PASSED IN THE—				Percentage of success.	Scholarships gained.	Percentage improved or otherwise.
		Government. (i)	Aided. (a)	Unaided. (c)	Total.	Government.	Aided. (a)	Unaided. (c)	Total.		First division.	Second division.	Third division.	Total.			
18	19	20	21	22	23	24	25	26	27	28	29	30	31	32	33	34	
Burdwan ... ..	87	6	54	16	76	6	53	14	73	675	67	165	156	388	57	18	Yes.
Presidency ... ..	80	8	52	11	71	8	47	10	65	535	52	161	116	329	61	18	Yes.
Calcutta ... ..	(i) 40	(i) 5	1	41	47	5	1	39	45	1,020	84	195	186	465	45	20	Yes.
Rajshahi ... ..	24	8	13	3	24	8	12	3	23	193	31	53	55	139	70	17	Yes.
Dacca ... ..	(j) 50	(j) 6	24	18	48	6	24	18	48	670	97	146	146	388	57	21	No.
Chittagong ... ..	15	(k) 5	7	4	16	3	7	4	14	204	22	52	45	119	58	9	Yes.
Patna ... ..	39	7	8	19	34	7	6	16	29	504	30	87	114	241	47	19	Yes.
Bhagalpur ... ..	21	5	6	7	18	5	5	6	16	188	10	33	36	79	42	13	No.
Orissa ... ..	10	3	6	1	10	3	6	...	9	63	4	24	10	38	55	10	Yes.
Orissa Tributary Mahals	1	...	...	1	1	...	...	1	1	9	1	2	2	5	55	...	No.
Chota Nagpur ... ..	9	5	2	1	8	5	2	1	8	60	7	12	18	37	61	7	No.
Total ... ..	385	58	173	122	353	56	163	112	331	4,131	405	939	884	2,228	53	152	Yes.

(a) Excludes girls' schools.

(b) Includes Midnapore and Howrah Municipal Schools.

(c) Ditto Santipur Municipal School.

(d) Ditto Nator Municipal School.

(e) Ditto Barisal School and Dacca Madrasah.

(f) Ditto Chittagong Madrasah, which failed to pass any candidates.

(g) Ditto Monghyr Municipal School.

(h) Excludes Barrackpore Training School, which sent up and passed one candidate.

(i) Ditto 4 scholarships—two awarded to European boys, one to a native girl, and one to a European girl.

(j) Ditto 1 scholarship awarded to a European girl.

(k) Ditto 5 scholarships—two awarded to two European boys, two to two girls in Calcutta, and one to a girl in Orissa.

(l) Includes Bethune College.

(m) Ditto Eden School and Dacca Madrasah.

(n) Ditto Chittagong Madrasah.

(o) Ditto Municipal and Joint Committee High Schools.

The two Government schools which failed to pass any pupils at the last examination were the Rangamati School and the Chittagong Madrasah. "The former," it is said, "has to work in an unhealthy station among a semi-barbarous

people," and the Assistant Inspector of Schools, Chittagong Division, is of opinion that, for some time to come, it cannot be expected to be successful at the examination year after year. On this point Mr. Skrine, Officiating Commissioner of the Division, writes:—

"Rangamati is not unhealthy, but, on the contrary, one of the most salubrious portions of the Division. The Chakmas are a very intelligent and docile race, and take most kindly to higher education. Their young Chief has been educated in Calcutta, and has matriculated at the Calcutta University. His kinsman, Kisto Chandra Dewan, \* \* \* is an excellent instance of the result of education in a Chakma, and in point of enlightenment and capacity is far above the average.

"I think that a good middle class English school at Rangamati would be an incalculable blessing to the Chakma and Magh inhabitants of the Hill Tracts. The present institution fails because the teaching staff is indifferent, and there is a total absence of zeal and organizing power in its management."

Of the aided schools, 6 did not send up any candidates, and 10 which did do so failed to pass any. The number of non-competing unaided schools was 23, and that of unsuccessful ones 10.

Schools which fail to pass candidates year after year or which pass only a small percentage of those sent up cease to exist either by the University withdrawing recognition from them or by the Department withdrawing aid from those formerly in the receipt of grants. Aided schools which were punished in this way during the year were those at Mugkalyan in the Burdwan Division and Jhenida and Mahespur in the Presidency Division. Mr. Stack is of opinion that any school failing to pass 20 per cent. of its candidates should be refused recognition for the year following. In supporting this view Mr. Prothero writes:—

"As an Entrance examiner, I made a suggestion of the same kind to the Syndicate myself. I regard the fact that so many ill-prepared candidates are sent up to the Entrance Examination to be due to the pressure put on the head-masters of aided and unaided institutions by guardians or other relations to send up ill-qualified boys. I think the remedy would be for the University to insist with greater strictness upon the rule that no head-master should sign a boy's certificate unless he believes him to have a reasonable chance of passing. The University should call for an explanation of every case when the marks gained by a boy in the Entrance Examination show him to be unfit to have been sent up."

The idea is a good one, but I fear there is no hope of getting the University to follow it. Punishment should be brought to bear upon head-masters who are so far wanting in a regard for the truth as to sign the certificate in the case of candidates who really have no chance of passing. Such a step might possibly be taken by the Department, but difficulty would be found in carrying it out in the case of unaided institutions.

83. Government high schools for Indian boys are either schools attached to colleges and under the control of the Principals, or zilla schools of the first, second, or third class, supervised by Circle Inspectors. The class of a zilla school is determined by the number of its pupils, according as it contains 300 or more, between 300 and 175, or less than 175.

84. *Collegiate Schools.*—The following table shows the results of the Entrance Examination for these schools separately:—

NAME OF SCHOOL.	Number on the rolls on the 31st March 1896.	1895.					1896.					MERIT-MARKS.	
		Number of candidates.	NUMBER PASSED IN THE—			Total.	Number of candidates.	NUMBER PASSED IN THE—			Total.	1895.	1896.
			First division.	Second division.	Third division.			First division.	Second division.	Third division.			
1	2	3	4	5	6	7	8	9	10	11	12	13	14
1. Dacca Collegiate ...	506	54	15	13	8	90	57	21	10	9	46	52.6	83.9
2. Hooghly " ...	309	45	13	14	8	35	42	11	10	12	33	58.3	47.9
3. Hindu School " ...	338	36	13	16	4	32	48	11	9	10	30	64.8	33.1
4. Krishnagar Collegiate	174	22	3	3	7	13	14	6	2	1	14	13	32
5. Patna " ...	335	27	4	8	8	20	27	7	8	8	18	20.6	26.0
6. Hare School " ...	306	25	4	2	9	15	35	5	8	6	21	15	25.8
7. Ravenshaw " ...	287	24	4	6	2	12	17	3	9	2	14	13	23.3
8. Bajshahi " ...	369	37	3	9	6	18	27	5	4	10	19	15.8	23.2
9. Anglo-Persian Department, Calcutta Madrasah.	311	22	2	8	3	13	19	1	7	8	16	14.6	21
10. Hooghly Branch	292	15	...	5	4	9	22	3	5	11	19	8.4	17.2
11. Chittagong Collegiate ...	310	10	4	7	3	14	13	3	3	3	9	25.3	12.4
12. Sanskrit " ...	212	11	...	3	3	6	10	2	4	1	7	4.9	10.5
13. Bethune " ...	132	6	1	2	...	3	3	1	2	...	3	3.5	7
Total ...	3,931	340	66	95	65	226	334	80	93	76	249	300	374.2



SECONDARY  
EDUCATION.

The merit marks are calculated by assigning three marks for each pass in the first division, two marks for each pass in the second, and one mark for each pass in the third, and then by multiplying the total for each school by a fraction, the numerator of which is the number of successful candidates and the denominator the number sent up to the examination. Ignoring as it does the degree of attention with which each individual boy in the Entrance class is taught, this mode of comparison still keeps in view the care with which candidates are selected and the position they secure on the pass list.

Judged by the standard adopted, the Dacca Collegiate School again occupies the first place—a position which it held successively from 1888 to 1894; the Hindu School has come down from the first to the third place, the Patna Collegiate from the fourth to the fifth, the Chittagong Collegiate from the fifth to the eleventh, the Rajshahi Collegiate from the sixth to the eighth and the Anglo-Persian Department of the Calcutta Madrasah from the eighth to the ninth. On the other hand, the Krishnagar Collegiate, the Hare School, the Ravenshaw Collegiate, and the Hooghly Branch have gained one or more places, the advance of the Krishnagar Collegiate from the eighth to the fourth place being most conspicuous. The Sanskrit and the Bethune Collegiate keep their positions unchanged on the lowest rungs of the ladder. The total passes were 249 against 226, and the total merit marks 374 against 300, in the preceding year, though the number of candidates declined from 340 to 334. The increased success of the Hare School justifies the step taken in the preceding year to place it under an efficient independent staff after severing its connection with the Hindu School. The numerical weakness of the Krishnagar Collegiate, the weakest but one in the list, is rather to be regretted, there having been a loss of no less than 28 pupils in the course of a single year.

85. *Zilla schools, first class.*—The number of these schools was 13, against 14 in the preceding year, Faridpur and Barasat having been relegated to the second class, and Muzaffarpur having risen. The loss of pupils in the Faridpur School is due to the existence, for some years past, of an unaided high school in the town, the proprietor of which is reported to have attracted a number of pupils “by the offer of free studentships and other inducements,” so that “such of the boys as do not like to submit to the strict discipline of a well-organised school” take shelter there. The loss in the Barasat School is the effect of the abolition of the vernacular-basis system already adverted to.

NAME OF SCHOOL.	Number on the rolls on the 31st March 1896.	1895.					1896.					MERIT-MARKS.	
		Number of candidates.	NUMBER PASSED IN THE—			Total.	Number of candidates.	NUMBER PASSED IN THE—			Total.	1895.	1896.
			First division.	Second division.	Third division.			First division.	Second division.	Third division.			
1	2	3	4	5	6	7	8	9	10	11	12	13	14
1. Chapra ...	604	31	4	9	5	18	24	4	9	9	22	90.3	95.7
2. Birbhum ...	355	22	7	7	7	21	27	4	10	7	21	40.1	30.3
3. Barisal ...	302	31	4	12	6	22	31	7	6	9	22	29.8	29.8
4. Rangpur ...	337	29	6	9	6	21	20	4	6	4	14	30.4	19.6
5. Arrah ...	406	32	2	3	5	15	25	3	5	9	17	12.6	19.
6. Comilla ...	306	20	8	6	3	17	16	3	4	6	13	33.1	18.6
7. Bhagalpur ...	326	25	1	4	7	12	23	1	6	10	17	8.1	18.4
8. Ranchi ...	322	10	2	4	3	9	10	1	6	2	9	15.3	15.3
9. Murshidabad ...	327	12	1	2	2	5	12	1	6	3	10	3.7	15.
10. Pabna ...	377	25	5	5	4	17	25	4	5	4	13	25.8	13.5
11. Purulia ...	332	19	7	4	4	15	17	4	...	7	11	26	12.3
12. Gaya ...	362	19	1	5	4	10	22	...	4	10	14	8.9	11.4
13. Muzaffarpur ...	400	22	3	1	2	6	27	...	3	11	14	3.5	6.6
Total ...	4,756	297	54	76	68	188	279	36	70	91	107	235.4	239.3

As in the Collegiate schools, although there were less candidates who attended the examination, more were successful than in the preceding year, with a slight gain in merit marks. Chapra has risen from the 8th to the 1st place, Barisal from the 5th to the 3rd, Arrah from the 10th to the 5th, Bhagalpur from the 12th to the 7th, Ranchi from the 9th to the 8th, and Murshidabad from the 13th to the 9th. On the other hand, Comilla and Pabna have each lost 3 places. Purulia has lost 5 places, and Gaya has lost one place. Birbhum and Rangpur have kept their former places, viz., 2nd and 4th respectively.

86. *Zilla Schools, second class.*—The number of these schools was 18, against 17 in the preceding year. There was a loss of 2 schools, owing to the transfer

of Muzaffarpur to the first class and of Hazaribagh to the third class, while there was a gain of 3 schools owing to the reduction of Faridpur and Barasat, already referred to, and to the elevation of Barrackpore from the third to the second class. The loss of pupils in the Hazaribagh School (from 190 to 167) is attributed to the establishment of another high English school in the town under the Dublin Mission, which charges a lower rate of fees. The gain of pupils in the Barrackpore School was due to the amalgamation with it of the Govinda Seminary, an unaided high school in its neighbourhood, from 1st April 1895.

NAME OF SCHOOL.	Number on the rolls on 31st March 1896.	1895.					1896.					MERIT-MARKS.	
		Number of candidates.	NUMBER PASSED IN THE—			Total.	Number of candidates.	NUMBER PASSED IN THE—			Total.	1895.	1896.
			First division.	Second division.	Third division.			First division.	Second division.	Third division.			
1	2	3	4	5	6	7	8	9	10	11	12	13	14
1. Mymensingh ...	236	20	9	8	2	19	16	8	4	3	15	42·7	32·8
2. Faridpur ...	289	21	7	11	2	20	16	4	8	4	16	42·8	32·
3. Bankura ...	221	11	1	6	3	10	13	3	3	5	13	16·4	24·
4. Noakhali ...	274	12	4	6	1	11	21	4	5	7	18	22·9	22·
5. Khulna ...	197	12	2	4	2	8	13	3	6	2	11	10·7	19·5
6. Bogra ...	256	12	2	5	2	9	18	2	6	5	13	13·5	16·6
7. Barasat ...	262	14	2	1	1	4	14	2	6	2	10	2·6	14·3
8. Motihari ...	278	9	...	3	1	4	10	1	3	5	9	3·1	12·6
9. Jessore ...	229	12	...	3	2	7	9	...	6	1	7	7	10·1
10. Jalpaiguri ...	203	7	...	3	2	5	5	1	2	2	5	5·7	9
11. Balasore ...	176	13	1	3	2	6	13	...	5	2	7	5	6·4
12. Barrackpur ...	180	7	...	3	1	4	5	...	4	...	4	4	6·4
13. Darjeeling ...	218	2	1	3	...	2	2	1	1	...	2	5	5
14. Dinajpur ...	274	10	5	1	...	7	11	...	2	...	4	13·3	4·3
15. Taki ...	226	14	2	3	2	7	12	2	...	3	6	7	3·7
16. Furna ...	203	10	2	3	2	5	12	...	3	3	5	4	2·9
17. Patna City ...	283	11	2	1	...	3	12	1	2	1	4	2·2	2·6
18. Monghyr ...	264	23	2	6	6	13	15	...	1	...	1	13	1
Total ...	4,209	219	40	73	31	144	217	32	68	49	149	195·2	192·9

In the second-class zilla schools also there was a slight decline in the number of candidates, but an advance in the number of passes, though, owing to the paucity of the latter in the first two divisions, the merit marks have gone down a little. Mymensingh occupies the first position, as in last year: the other schools have changed their places more or less, and Monghyr has lost no less than 12 places, becoming the last in the list. Its astounding failure (of 14 out of 15) seems to the Assistant Inspector of Schools, Bhagalpur Division, "a case of wholesale sending up of unqualified candidates." The head-master, himself a veteran educationist, having been for years Professor and Principal of the Metropolitan College, Calcutta, is at a loss to account for this. "Although," he remarks, "the candidates for this year were not so very promising as those of the last year and the year preceding it, yet several of these had very fair chance of success." There is something radically wrong, and I have asked the Inspector to inquire into it.

87. *Zilla Schools, third class.*—The number of these schools was 7, the same as in the preceding year, Barrackpore having gone up and Hazaribagh having come down as stated above.

NAME OF SCHOOL.	Number on the rolls on the 31st March 1896.	1895.					1896.					MERIT-MARKS.	
		Number of candidates.	NUMBER PASSED IN THE—			Total.	Number of candidates.	NUMBER PASSED IN THE—			Total.	1895.	1896.
			First division.	Second division.	Third division.			First division.	Second division.	Third division.			
1	2	3	4	5	6	7	8	9	10	11	12	13	14
1. Malda ...	154	11	1	3	5	9	8	2	2	2	6	11·4	9·
2. Puri ...	159	6	...	2	2	4	6	1	1	2	4	4	4·6
3. Ohaibassa ...	129	3	1	1	1	3	7	1	1	2	4	6	4
4. Palamau ...	160	6	1	3	2	6	4	...	2	1	3	11·	3·7
5. Dumka ...	151	7	1	4	1	6	6	...	1	3	4	10·2	3·3
Hazaribagh ...	167	10	1	5	2	8	8	...	1	3	4	12·	2·5
Hangamati ...	77	4	...	1	1	2	2	...	...	...	4	1·5	...
Total ...	897	47	5	19	14	38	39	4	8	13	25	54·1	26·3

SECONDARY  
EDUCATION.

In comparison with the other schools under the Department, these third-class schools fared very badly at the last examination. They passed less candidates in every division and in the total, and their merit mark has come down considerably. The Puri School alone has shown some improvement; the others would appear to have deteriorated, if a year's result be a sufficient reason to warrant such a conclusion. They all work in very backward places, with the most unpromising materials.

88. The following table shows the distribution of Government junior scholarships (including those gained by boys from European schools) awarded on the results of the Entrance Examination for the last two years. The special scholarships for Muhammadans, aborigines, and female candidates are not included in this statement.

DIVISION.	1895.							1896.						
	First grade scholar-ship, Rs. 20 a month.	Second grade scholar-ship, Rs. 15 a month.	Third grade scholar-ship, Rs. 10 a month.	Total.	First division.	Second division.	Third division.	First grade scholar-ship, Rs. 20 a month.	Second grade scholar-ship, Rs. 15 a month.	Third grade scholar-ship, Rs. 10 a month.	Total.	First division.	Second division.	Third division.
1	2	3	4	5	6	7	8	9	10	11	12	13	14	15
Burdwan ... ..	...	6	12	18	18	...	...	...	6	12	18	18	...	...
Presidency ... ..	2	6	12	20	20	...	...	...	6	12	18	18	...	...
Calcutta ... ..	2	6	11	19	19	...	...	3	6	11	(a) 20	20	...	...
Rajshahi ... ..	...	6	10	16	15	1	...	1	(b) 6	(c) 10	17	16	1	...
Dacca ... ..	4	6	12	22	22	...	...	3	6	12	21	21	...	...
Chittagong ... ..	2	2	6	10	10	...	...	1	2	6	9	9	...	...
Patna ... ..	...	6	12	18	17	1	...	1	6	12	19	16	3	...
Bhagalpur ... ..	...	3	9	12	11	1	...	1	3	9	13	10	3	...
Orissa ... ..	...	5	5	10	7	2	1	...	4	6	10	5	4	1
Do. Tributary Mahals.	...	...	...	...	...	...	...	...	...	...	...	...	...	...
Chota Nagpur ... ..	...	2	5	7	6	1	...	...	2	5	7	4	3	...
Total ... ..	10	48	94	(d) 152	145	6	1	10	47	95	152	137	14	1

(a) Includes one awarded to a boy of St. Xavier's College.

(b) Includes one Rangpur Zilla School scholarship.

(c) Ditto ditto.

The Dacca Division and Calcutta together got more than half the first-grade scholarships. These are open to general competition. Out of 152 who gained scholarships, all except 15 passed in the 1st division. The exceptions were students of schools in comparatively backward parts of the province.

89. *Drawing in high schools.*—In conformity with the orders of Government, that the marks gained at the Entrance Examination in drawing by candidates in 1897 and subsequent years will be taken into consideration in the award of junior scholarships, drawing-masters were appointed during the year for such of the Government schools (except Rangamati) as had been without them during the preceding year. Many schools under private management are also reported to have engaged drawing-masters. The Government School of Art and the training schools for vernacular masters, in which the subject is now compulsory, are the sources from which these teachers have been procured. In the absence of a sufficient number of qualified men, and also for the sake of economy, one teacher has in some cases been engaged for two or more schools. The practice which I adopted in the Burdwan and Rajshahi Divisions of appointing final students of training schools to work both as drawing-masters and second pandits on the moderate salary of Rs. 20 a month might, I think, be advantageously followed in other circles when second panditships fall vacant. Where such vacancies had not occurred, I have appointed men on from Rs. 12 to Rs. 15 as drawing-masters, who know that they will ultimately fall in for second panditships as vacancies occur.

90. The following statement compares the success of candidates at the Entrance Examination in drawing from Government high schools for the last two years:—

Name of Government School.	1894-95.		1895-96.	
	Number of pupils examined.	Number of pupils successful.	Number of pupils examined.	Number of pupils successful.
1	2	3	4	5
1. Barisal	...	...	1	...
2. Bhagalpur Zilla	1	...	...	...
3. Chittagong Collegiate	2	...	3	2
4. Gaya Zilla	1	...	2	...
5. Hare School	2	1	6	2
6. Hooghly Collegiate	9	2	5	1
7. Patna City	8	...	7	...
8. Rajshahi Collegiate	4	...	...	...
9. Ranchi	2	1	5	2
10. Rangpur	4	...	2	2
11. Arrah Zilla	4	...	7	1
12. Barasat Government	1	...	1	...
13. Birbhum Zilla	1	...	1	...
14. Chapra	2	...	1	...
15. Comilla	1	...	...	...
16. Dacca Collegiate	2	1	9	3
17. Hazaribagh Zilla	4	...	...	...
18. Midnapore Collegiate	1	1	1	...
19. Muzaffarpur Zilla	1	1	4	1
20. Nawab's High, Murshidabad	3	2	3	3
21. Pabna Zilla	3	1	1	1
22. Palamau	1	...	...	...
23. Patna Collegiate	12	...	10	...
24. Ravenshaw	3	1	3	...
25. Bogra Zilla	...	...	2	2
26. Calcutta Madrasah	...	...	1	1
27. Chaibassa	...	...	3	1
28. Darjeeling High	...	...	1	...
29. Islam High	...	...	1	1
30. Hindu School	...	...	1	1
31. Howrah Zilla	...	...	1	...
32. Jalpaiguri	...	...	1	1
33. Krishnagar Collegiate	...	...	7	1
34. Motihari	...	...	1	...
35. Monghyr Zilla	...	...	1	...
36. Puri	...	...	2	...
Total	72	11	94	26

Though as yet very insignificant, the increase in the number of passes from 11 to 26 is still encouraging. There were besides 122 candidates from the schools under private management who were examined in drawing, of whom 23 were successful. Four teachers took up and passed in the subject.

91. The following table shows the qualifications of the masters employed in high schools, Government, aided, and unaided:—

CLASS OF SCHOOL.	Number of schools.	Number of teachers employed.	HOLDERS OF CERTIFICATE OF—																Holding no certificate.	Number of vacancies which occurred during the year.	REMARKS.
			M.A.	B.A.	F.A.	Entrance.	First grade.	Second grade.	Third grade.	Guru-training School.	M. E.	M. V.	U. P.	L. P.	Sanskrit title examination.	Madrasah central examination.	Other examinations.				
1	2	3	4	5	6	7	8	9	10	11	12	13	14	15	16	17	18	19	20	21	
High English	Government	56	761	29	140	113	198	27	1	1	...	7	9	...	35	26	45	130	58		
	Aided	186	1,661	28	231	274	367	48	8	7	4	36	38	...	104	28	22	466	184		
	Unaided	146	1,662	59	291	246	333	32	...	1	...	12	21	...	114	30	11	513	144		
Total	388	4,084	116	662	633	898	107	9	9	4	55	68	...	253	84	78	1,108	386			
Total for 1894-95	377	3,935	100	633	601	891	94	14	9	6	55	77	3	...	224	87	60	1,089	470		

\* Includes Municipal and Joint Committee schools.

† Includes high schools for females.

The number of teachers employed during the year increased by 149, or 3·8 per cent., and the number of uncertificated teachers by 19, or 1·8 per cent. The increase in the number of teachers of superior qualifications as evidenced by the comparative figures in the totals in columns 4, 5, 6, 8, and 16 is a distinct gain.

SECONDARY EDUCATION.

92. MIDDLE ENGLISH SCHOOLS.—The statistics of these schools for native boys are repeated:—

	1894-95.		1895-96.	
	Schools.	Pupils.	Schools.	Pupils.
Managed by Government	4	680	4	645
Do. by Municipal or District Boards	16	1,502	16	1,259
Aided by Government or by District or Municipal Boards	649	46,651	650	46,921
Unaided	227	15,816	223	15,307
Total	896	64,649	893	64,132

The number of schools under public management remains unaltered, with their attendance somewhat reduced chiefly on account of a reduction of pupils in the Board schools in the Hooghly district, because the Board had issued a notice of their intended abolition from the 1st April 1896. "The Deputy Inspector himself," as stated by me, "was more to blame for this notice than the District Board." The four departmental schools are the practising schools attached to the training schools at Calcutta, Hooghly, and Cuttack, and the Colinga Branch of the Calcutta Madrasah. In consequence of the creation of training classes for English teachers, the practising schools attached to the training schools at Dacca and Patna, which now teach up to the middle vernacular standard, will have to be raised to the middle English status.

The aided schools have risen from 649 to 650. The Rajshahi Division gained 6 schools, Presidency 2 schools, Dacca 1 school, Chittagong 4 schools, and Orissa 1 school. On the other hand, there was a loss of 2 schools in the Burdwan Division, of 1 school in Calcutta, of 4 schools in Patna, of 5 schools in Bhagalpur, and of 1 school in Chota Nagpur. The aided schools were thus distributed:—Burdwan 170, Presidency 128, Calcutta 7, Rajshahi 75, Dacca 120, Chittagong 31, Patna 26, Bhagalpur 23, Orissa 35, Chota Nagpur 35. The fluctuations in the number of aided schools are owing to the elevation of some to the high English status, or the introduction of English into some of the middle vernacular schools, or the abolition of weak schools or their reduction to the rank of middle vernacular schools.

93. Middle Scholarship Examination.—The results of this examination, so far as candidates from middle English schools for Indian boys (including private students) are concerned, are given in the following table. The standard required is the full middle vernacular test, together with English language and composition as taught in the middle classes of high English schools:—

DIVISION.	NUMBER OF INSTITUTIONS SENDING CANDIDATES.								NUMBER OF CANDIDATES.					NUMBER PASSED FROM—							RACE OR CREED OF PASSED SCHOLARS.													
	Institutions under public management.		Aided institutions.		Other institutions.		Total.		Institutions under public management.	Aided institutions.	Other institutions.	Private students.	Total.	Institutions under public management.		Aided institutions.	Other institutions.	Private students.	Total.	Europeans and Eurasians.	Hindus.	Brahmos.	Muhammadians.	Native Christians (non-aboriginal).	Christians.	Non-Christians.	Others.							
	Competing schools.	Successful schools.	Competing schools.	Successful schools.	Competing schools.	Successful schools.	Competing schools.	Successful schools.						With middle English certificates.	With middle vernacular certificates.													With middle English certificates.	With middle vernacular certificates.	With middle English certificates.	With middle vernacular certificates.			
	1	2	3	4	5	6	7	8	9	10	11	12	13	14	15	16	17	18	19	20	21	22	23	24	25a	25b	25c	25d	25e	25f	25g	25h		
Burdwan	6	6	163	133	29	21	198	160	38	583	108	12	739	7	15	183	108	20	20	3	1	217	144	...	348	1	12	...	...	...	...			
Presidency	...	...	108	95	28	22	136	117	...	410	82	27	519	...	...	195	48	24	12	11	3	330	63	...	259	...	33	1	...	...	...			
Calcutta	1	1	7	7	6	3	13	11	3	43	23	...	69	1	...	21	7	6	...	...	...	28	9	...	35	...	1	1	...	...	...			
Rajshahi	4	3	70	60	10	8	84	71	21	231	58	3	313	1	7	77	57	18	13	...	...	96	77	...	133	...	40	...	...	...	...			
Dacca	...	...	114	108	38	30	152	136	...	533	153	11	697	...	...	184	180	33	34	4	1	221	216	...	339	...	40	...	...	...	...			
Chittagong	...	...	30	28	15	12	45	40	...	174	87	13	284	...	...	53	68	12	42	1	2	68	112	...	133	...	43	...	...	...	...			
Patna	3	2	23	22	10	8	38	32	8	116	34	16	174	3	1	34	36	8	15	1	1	46	53	...	82	...	17	...	...	...	...			
Bhagalpur	3	2	20	19	2	2	25	23	7	68	6	7	85	...	...	5	25	19	3	2	1	30	28	...	50	1	6	...	...	1	...	...		
Orissa	2	2	25	24	2	2	29	28	13	111	5	...	129	7	2	44	21	2	2	...	...	53	25	...	69	...	4	6	...	...	...	...		
Orissa Tributary Mahals	...	...	...	...	4	3	4	3	...	...	23	1	23	...	...	...	...	...	6	1	...	11	6	...	16	...	...	...	...	...	...	...		
Chota Nagpur	...	...	22	19	...	...	2	19	...	71	...	2	73	...	...	29	24	...	...	2	...	31	24	...	33	...	7	1	...	...	...	...		
Total for 1895-96.	19	16	582	513	143	111	744	640	90	2,340	597	82	3,109	19	39	850	668	138	149	24	9	1,029*	786	...	1,559	2	203	10	7	2	2			
										3,017													1,785											
Total for 1894-95.	19	19	564	514	139	116	722	649	90	2,251	538	80	2,959	27	47	790	651	148	154	35	3	1,000	855	...	1,622	...	213	7	9	...	4			
										2,879													1,855											

\* Besides these, 9 passed from high and other schools, and 104 from middle vernacular schools for boys.

An analysis of the table shows that out of 744 schools sending up 3,017 candidates, 640 schools and 1,752 candidates were successful. This result is not so favourable as in the preceding year, and the decline is chiefly ascribed to the stiffness of the paper on arithmetic set at the last examination, in consideration of which each candidate had to be given a certain percentage of grace marks at the time of tabulating the results. The number of middle English certificates gained were 1,029 against 1,000, and of middle vernacular 756 against 855. As in the preceding year, the Presidency Division and Calcutta are far ahead of the rest as regards the proportion of candidates passing with English certificates; and the Chittagong Division stands lowest on the list in this respect. Judged by the percentage of total success, the Divisions may be arranged in the following order of merit:—Chota Nagpur 75·3, Tributary Mahals 70·9, Bhagalpur 66, Chittagong 62·6, Dacca 62·5, Orissa 60·5, Patna 56·9, Presidency 56·4, Rajshahi 55·3, Calcutta 53·7, Burdwan 48·7. But to bring backward tracts such as Chota Nagpur and the Tributary Mahals into a comparison of this kind is somewhat illusory.

As in previous years, the examination for all the Bengali-speaking districts was again held with the same set of question-papers, but different Boards of Examiners for the several circles continued to examine the answer-papers under the supervision of Circle Inspectors.

94. MIDDLE VERNACULAR SCHOOLS.—The comparative figures of these schools for the last two years are given below:—

	1894-95.		1895-96.	
	Schools.	Pupils.	Schools.	Pupils.
Managed by Government ... ..	33	2,708	36	2,935
Ditto by Municipal or District Boards	150	8,867	150	8,857
Aided by Government or by District or Municipal Boards ... ..	810	44,169	818	44,272
Unaided ... ..	136	8,369	143	8,533
Total ... ..	1,129	64,113	1,147	64,597

The schools maintained by the Department have risen from 33 to 36, owing to the establishment of 3 new schools in the Chota Nagpur Division, 1 at Bharno in the Lohardaga district out of the savings effected by the transfer of a training school from there to the recently created district of Palamau and 2 (at Nagar-Untari and Hassanabad) in the latter district. These institutions are either attached as practising schools to the training schools of the province or are kept in outlying districts where the progress of education has been very slow and the grant-in-aid system is not appreciated.

The number of schools managed by District or Municipal Boards is the same as in the preceding year, the loss of two of them in the Burdwan Division (Kalikapur in the Burdwan district and Sasati in Howrah) being neutralised by the gain of one school in the Dacca Division, (the Sherpur School in the Mymensingh district having been taken over by the local municipality) and of one school in the Orissa Division, the latter being maintained at Basta by the District Board of Balasore. These Board and municipal schools are for the most part the relics of the old "model" schools originated by Lord Hardinge for the spread of vernacular education, and at the present day the municipal schools at Mymensingh and Midnapore go by the name of Hardinge schools.

The aided schools have risen from 810 to 818. They are thus distributed:—Burdwan 124, Presidency 186, Calcutta 7, Rajshahi 94, Dacca 231, Chittagong 110, Patna 4, Bhagalpur 25, Orissa 24, and Chota Nagpur 13. The preponderance of these schools in the Presidency and Dacca Divisions is due, to a great extent, to what is called the circle system, under which two or three schools in the same populous neighbourhood are conducted by one peripatetic teacher, who gets his salary from provincial revenues, and is helped in each school by a guru or second teacher, who receives the fees and a small stipend payable either from the circle or the primary grant. Long experience has shown that the circle system is a very economical means for the spread of education in comparatively backward but populous localities. The excessively low proportion of aided schools in the Patna Division has long been a subject of comment.

SECONDARY EDUCATION.

The unaided schools have advanced from 136 to 143. They are thus distributed :—Burdwan 26, Presidency 18, Calcutta 3, Rajshahi 12, Dacca 38, Chittagong 15, Patna 13, Bhagalpur 2, Orissa 2, the Tributary Mahals 12, and Chota Nagpur 2.

95. *Middle Scholarship Examination.*—The results of this examination, so far as candidates from middle vernacular schools (and private candidates) are concerned, are given in the following table :—

DIVISION.	NUMBER OF INSTITUTIONS SENDING CANDIDATES.								NUMBER OF CANDIDATES.						NUMBER PASSED FROM—								RACE OR CREED OF PASSED SCHOLARS.								
	Institutions under public management.		Aided institutions.		Other institutions.		Total.		Institutions under public management.	Aided institutions.	Other institutions.	Private students.	Total.	Institutions under public management.		Aided institutions.	Other institutions.	Private students.	Total.	European and Eurasians.	Hindus.	Brahmos.	Muhammadans.	Native Christians (non-aboriginal).	Aboriginal races.						
	Competing schools.	Successful schools.	Competing schools.	Successful schools.	Competing schools.	Successful schools.	Competing schools.	Successful schools.						With middle English certificates.	With middle vernacular certificates.										With middle English certificates.	With middle vernacular certificates.	With middle English certificates.	With middle vernacular certificates.	With middle English certificates.	With middle vernacular certificates.	With middle English certificates.
1	2	3	4	5	6	7	8	9	10	11	12	13	14	15	16	17	18	19	20	21	22	23	24	25 <sup>a</sup>	25 <sup>b</sup>	25 <sup>c</sup>	25 <sup>d</sup>	25 <sup>e</sup>	25 <sup>f</sup>	25 <sup>g</sup>	25 <sup>h</sup>
Burdwan ...	23	21	130	100	21	14	174	135	102	435	59	81	677	...	54	9	222	...	22	...	27	9	325	...	329	...	5	...	...	...	...
Presidency ...	9	8	133	102	12	8	154	118	43	389	53	74	559	7	11	24	170	...	22	...	23	31	226	...	230	...	27	...	...	...	...
Calcutta ...	1	1	7	5	1	1	9	7	17	45	2	...	64	...	10	...	17	...	1	...	...	...	...	...	...	...	...	...	...	...	...
Rajshahi ...	19	11	71	41	5	4	95	56	66	190	9	37	302	2	17	2	83	...	4	...	...	4	105	...	60	...	49	...	...	...	...
Dacca ...	16	15	200	163	30	22	246	200	90	621	123	100	934	17	41	34	313	...	63	...	14	51	431	...	419	...	63	...	...	...	...
Chittagong ...	9	9	95	81	12	10	116	100	42	354	46	94	538	1	24	5	234	...	24	...	19	6	303	...	229	...	73	...	...	7	...
Patna ...	35	30	3	2	14	9	52	41	111	12	4	151	320	1	70	1	5	...	11	...	41	2	127	...	112	...	17	...	...	...	...
Bhagalpur ...	18	13	20	13	1	1	39	27	66	60	2	63	191	...	36	1	23	...	1	...	11	1	71	...	60	...	12	...	...	...	...
Orissa ...	14	13	22	17	...	5	36	30	51	65	...	20	136	...	34	...	42	...	...	...	2	...	78	...	72	...	6	...	...	...	...
Orissa Tributary Mahals.	...	...	...	...	...	5	6	...	...	...	...	15	1	...	...	...	...	...	...	...	1	...	12	...	12	...	...	...	...	...	...
Chota Nagpur	13	11	7	5	...	...	20	16	39	21	...	14	74	...	25	...	10	...	...	...	6	...	41	...	34	...	2	...	...	5	...
Total for 1895-96.	157	132	688	529	102	74	947	735	627	2,192	355	635	3,809	28	324	76	1,119	...	159	...	145	104	1,747 (a)	...	1,582	...	257	...	...	5	7
										3,174													1,851			1,851					
Total for 1894-95.	176	150	736	592	105	72	1,017	814	591	2,305	348	644	3,888	16	394	69	1,271	2	172	1	181	88	2,018	...	1,817	...	267	...	4	9	9
										3,244													2,106			2,106					

(a) Fifty-five passed the middle vernacular scholarship examination from high and other schools, and 753 from middle English schools.

The table shows that 3,174 candidates from 947 schools competed, and 1,706 from 735 schools were successful. The stiffness of the arithmetic paper is again made the excuse for an apparent decline. My personal opinion is that statements such as the above should simply be regarded as statements of fact, from which no conclusive inference can be drawn by comparison with similar statements of other years. If different sets of questions on the same subjects are given to the same set of boys, it is unreasonable to conclude that the two examinations would produce like results; and so also it is when different sets of boys are being examined in different years. The records are valuable as showing that no startling differences are observable.

96. In the following table I show the number of successful candidates for the past two years, compared Division by Division :—

DIVISION.	SUCCESSFUL CANDIDATES FROM					
	Middle English schools.		Middle vernacular schools.		Total.	
	1894.	1895.	1894.	1895.	1894.	1895.
1	2	3	4	5	6	7
Burdwan ...	361	358	361	307	722	665
Presidency ...	276	279	283	234	559	513
Calcutta ...	35	37	36	28	71	65
Rajshahi ...	221	173	169	108	390	281
Dacca ...	416	431	463	468	879	899
Chittagong ...	187	175	303	280	490	465
Patna ...	123	97	198	88	251	186
Bhagalpur ...	63	55	72	61	134	116
Orissa ...	83	78	64	76	148	154
Orissa Tributary Mahals.	21	16	11	11	32	27
Chota Nagpur ...	33	53	54	35	87	88
Total ...	1,817	1,752	1,924	1,706	3,741	3,458

Where circumstances are so different I do not attempt to compare the passes of one Division with those of another; but it is fair to point out that, be it the case or not that the last was the stiffer of the two examinations, nevertheless the Dacca, Orissa, and Chota Nagpur Divisions each obtained a greater number of passes in 1895 than in 1894, while the reverse is the case with the other Divisions. An examination of the statement further shows me that if there has been any reduction of efficiency at all, it is to be looked for rather in the middle vernacular schools than in those of the middle English class.

97. The following statement shows in a summary form the combined results of the middle scholarship examination for the two sets of schools (middle English and middle vernacular):—

		PASSED AT THE			
		Number of candidates.	Middle English examination.	Middle vernacular examination.	Total.
1894-95.					
Middle English schools	...	2,879	965	852	1,817
" vernacular "	...	3,244	87	1,837	1,924
Total	...	6,123	1,052	2,689	3,741
1895-96.					
Middle English schools	...	3,017	1,005	747	1,752
" vernacular "	...	3,174	104	1,602	1,706
Total	...	6,191	1,109	2,349	3,458

The number of candidates rose from 6,123 to 6,191, but that of successful candidates fell off from 3,741 to 3,458, those with middle English certificates having advanced from 1,052 to 1,109.

98. *Abolition of the Net-grant system.*—The secondary schools under Departmental management (high English, middle English, and middle vernacular) used hitherto to be maintained on what was known as the net-grant system, under which each school was annually assigned a net sum from Provincial revenues, which, together with fee-receipts and other local contributions, met the ordinary charges, and the surplus, if any, was regranted next year, out of which to sanction extra establishment and unforeseen and non-recurring expenditure without reference to Government. As this system gave rise to many practical difficulties, it was proposed to abolish it and to introduce in its stead the system of gross grants, such as was in force for Government colleges, boarding schools, survey schools, and medical schools. These proposals were sanctioned by Government in December last, and the change has taken effect from 1st April 1896.

99. *Discipline and moral training.*—Instances of flagrant breaches of discipline and of gross immorality on the part of students were not very numerous, though none of the Divisions has been able to show a clean record in this respect. Some of the boys of the Raniganj High School in the Burdwan Division had a false telegram sent to the head-master's father, stating that his son had been attacked with cholera and that his presence at Raniganj was needed at once. The punishment inflicted by me upon four of the culprits was a fine of Rs. 50 a head, and a fund has so been created from which an annual prize for good conduct will be given in the school. Cases of the kind might be dealt with similarly in other circles. In the previous year I fined four students of this school Rs. 20 a head for gross insubordination. The riotous conduct of some of the students of the Rajshahi College and the Collegiate School, which ultimately led to their criminal prosecution and conviction, has already been mentioned in the chapter on collegiate education. Noakhali, which had remained quiet during the preceding year, broke out afresh in lawlessness of a serious nature in the local zilla school. Some boys of the third class were punished for immoral conduct; two of them afterwards attempted violence on a boy who had helped the head-master to bring the offence home to them. They were, therefore, publicly flogged by order of the Inspector of Schools, and the flogging was carried out in presence of the Magistrate. Again, the head-master's house was burnt down on the night of the 13th January last, with all that was in it, the head-master himself being severely burnt. The Assistant Inspector of Schools, Chittagong Division, feels no doubt that the fire was an act of incendiarism. A similar attempt is



reported to have been made by a boy at Rampur Hát, though fortunately he did not succeed in his wicked design. The building of the Gaya Zilla School also was burnt down during the year, but the police, though unable to trace the perpetrators of this outrage, expressed their belief that it was accidentally caused by the chaukidar.

Equally serious with the above are frauds in connection with the annual examinations. Two students of the Kuchiakol School in the Bankura district had the audacity, with the aid of a local carpenter, to have the locks of the head-master's house picked at midday,—after which a box was similarly opened and the question-papers taken therefrom and copied. In the Eastern Circle one boy of the Comilla Zilla School, one boy of the Braja Mohan Institution, Barisal, three boys of the City Collegiate School, Mymensingh, and two boys of the Dacca Imperial Seminary were found to have used unfair means at the annual examinations for promotion, and they were all punished with expulsion or rustication. In the Motihari Zilla School, a boy of the Entrance class, who had failed at the test examination and had been refused the return of the answer-papers, went to the school accompanied by another boy at a late hour of the night, broke open the glass door, unlocked the desk which contained the papers, and carried them away. A criminal case was instituted, but as no charge could be maintained for want of identification, the boys were simply expelled from the school. At Chaibassa a boy, having access to the private quarters of the second master, managed to abstract from his box a question-paper, and after taking a copy, replaced it where it had been. He, however, evaded punishment by never coming back to the school, and his name had accordingly to be struck off. I am now directing that he should not be allowed to get off scot-free, but be traced to whatever school he may now be reading in.

Insolent behaviour towards teachers and elders was also not rare. A boy of the City Collegiate School, Mymensingh, was expelled for attempting to assault one of the teachers who had rebuked him for immoral conduct. Similar cases had also taken place in the zilla schools at Bogra and Pabna. In the Bankura district complaints were made to me of much disrespect on the part of school-boys to their betters. Immediately after the close of the year a large number of boys of a zilla school in the Rajshahi and Burdwan Circle created a disturbance at a place where a public *tamasha* was taking place. Those who were organising the entertainments desired the boys to occupy seats in a particular place, but this they refused to do, on the ground that "they had been grossly insulted;" and as if to show their independence, none would sit in the places assigned to them. When remonstrated with by the Head Pandit, they behaved most improperly towards him, cut a carpet in many places, and at last those in authority had to call in the police to turn the disturbers out. A sound caning and a session's rustication were the sentences passed by me upon the ringleaders.

I regard the want of some kind of religious instruction in schools as a great blot in the system of education in this country. A Bishop of the Church of Ireland recently remarked:—

"The greater the advance in secular education, the more necessary instruction in religious knowledge becomes. As the one progresses, so must the other. The mind which is stored with secular knowledge only, lacks the balance which religious teaching alone can supply. Education brings with it new longings; it opens new worlds to the gaze of the student; it fills his mind with strange and too often distorted visions, and presents temptations hitherto unknown. Doubts arise and questionings; the ardent spirit longs to throw off control, and to find out for itself the secrets of our being, the wonders of the life of man. The wise shipmaster, before he hoists the sails, and covers yard and mast with spreading canvas, makes certain that sufficient ballast is stored below. He knows the treacherous ocean, and has proved by experience the dangers of the deep. So would we save our children from shipwreck by teaching of God's Holy Word."

I quoted the above in my Burdwan divisional report and continued:—

"The passage quoted is of course intended for Christian readers, but it appears to me that, without interfering with the religions of the country, something might be done in the direction pointed out. I bring the matter forward in the hope that the attention of those best fitted to offer suggestions may be attracted to it, and that in the end means may be devised and a plan hit upon for remedying what I cannot but regard as an evil, the removal of which will do much to raise the standard of morality throughout the country. Something more is needed than the mere adoption of school text-books having a moral tendency and the fitful teaching of morality which is attempted by a few so-called 'debating societies,' which are scattered here

and there throughout the Province. Religious instruction of some kind should certainly be given, if not in all schools, at least for a beginning in all secondary schools, by which students may learn their duty to God and their neighbour."

100. *Transfer rules.*—As might perhaps have been expected, the transfer rules, though intended to safeguard school discipline, have also proved a fruitful source of dishonesty on the part of both boys and their guardians. False statements are made that the boys have not been at any school before, so that the payment of authorised fees and fines may be avoided; duplicate transfer certificates are procured and used, on the plea that the originals have been lost, though in fact the latter have been used before in getting admission into other schools; guardians' names are forged in the applications for transfer certificates when such applications are made without the guardians' knowledge. Expulsion, rustication, and heavy fines when guardians are implicated, are the punishments resorted to in dealing with these practices. In the case of such fines, the education of the wards is stopped till payment has been made.

Teachers also, especially of unaided schools, are reported to be not over particular in this respect. "Complaints," writes the Temporary Inspector of Schools, Orissa Division, "some of them apparently well founded, regarding breach of inter-school rules on the part of unaided schools have recently come to my notice. This is a feature which seems to me to be alike common to almost all the unaided schools that I have yet come across. Calculating on an almost entire immunity from outside interference, they seldom scruple to violate the inter-school rules for the purpose of enticing boys from other schools situated in close proximity to them. Ineligible admissions are thus made, and promotion given by leaps and bounds, thus imperilling the best interests of school discipline." When such is the case in a backward division like Orissa the magnitude of the evil cannot but be very great in places like Calcutta and its neighbourhood. Writes the Inspector of Schools, Presidency Circle, in this connection:—

"With the numerous unaided high schools in the town of Calcutta, some of which claim collegiate connection (though situated at a long distance from the college), it is often very difficult to deal. This is specially the case when a new school is started, when it attracts not only a number of boys from the neighbouring schools by the offer of low fees and other advantages, but also some teachers to induce the boys to come. As the main object they have in view is at first to secure a respectable attendance, they do not care much about the Transfer Rules, and a regular epistolary warfare is the immediate effect of their conduct; between the schools concerned on the one hand and the Department on the other. It is painful to see how often teachers pervert facts or state them so as to represent a part of the truth only, in order to gain their point. As the inevitable consequence of such a state of things boys are the masters of the situation, and discipline goes to the wall. The annual examination for class promotion is in many cases a farce, boys securing any marks, however low, being promoted to the next higher class if only they can induce their guardians to apply for it to the school authorities. No wonder, then, that in the general race the Calcutta student is lagging behind, that while the University passed 50 per cent. of the candidates who attended the last Entrance examination, Calcutta, the seat of the University, the Metropolis of the Empire, could pass only 45·2. These figures would be still lower, if the Government schools were excluded. This shameful defeat is not the exception, but the rule. In 1894 the University passed 43, Calcutta 40·5; in 1895, the University passed 48, Calcutta 42.

The Assistant Inspector of Schools, Presidency Division, also writes in the same strain:—"The undue multiplicity of schools," says he, "in the same neighbourhood, without a corresponding increase in the number of pupils, prejudicially affects the cause of education. There is a constant struggle on the part of rival schools to draw off the pupils of one another, the class promotions are not regulated with any degree of care, and the consequent deterioration of education is looked upon with anxiety by all interested in its cause." The way in which some of the new schools come into existence and subvert discipline for a time is shown in the following extract from the Calcutta report:—

There has been an increase in the number of pupils in the Government and aided high schools, while unaided schools, in spite of an increase in their number, have lost a few. The fact is that in Calcutta the expansion of this branch of secondary education seems to have reached its utmost limit for some years past, and new schools cannot thrive except at the expense of the older ones. This will further appear from an examination of the circumstances under which the three new schools of the year sprang up: the first of them, the Sarasvat Institution, was started in August last, with the boys of a neighbouring *pathsala*. The *pathsala*, however, separated in a short time and the new school struggled on with only a handful of boys, till four of the teachers of the Arya Mission Institution left the latter school together, found employment here, and succeeded in bringing over with them 38

SECONDARY  
EDUCATION.

boys to swell the roll number. The Calcutta High School was started in December last by some teachers of the Calcutta Boys' School, who had quarrelled with their employers and left them with some 300 pupils, for none of whom the prescribed transfer certificate was taken. The origin of the Vidyasagar Memorial School also was of a similar nature, the outcome of a quarrel between some of the teachers of the Mahakali Institution and their employers. Many boys followed these teachers to form the new school in its immediate neighbourhood, and did not think it worth their while to obtain transfer certificates beforehand.

Such, then, is the process now going on in populous places, and both the Department and the University are endeavouring to cope with the difficulties arising out of the situation. The transfer rules have been accepted by the Senate as an effective means for the enforcement of discipline, and no school is recognised by it as qualified to present pupils for examination unless it is certified by a Government Inspector as unobjectionable from a disciplinary point of view. Two of the three schools in Calcutta referred to in the above extract have not yet been recognised, while recognition was temporarily withdrawn from one school owing to its systematic violation of the transfer rules.

False muster at the reward examination and other deceitful practices on the part of the teachers of primary schools had also their usual share of prominence, and were punished when brought to light. Regarding dishonesty on the part of school authorities, in my Burdwan Divisional report I mentioned the two following cases:—In a middle school in the Midnapore district a teacher was proved to have retained some of the stipend money of an upper primary scholarship-holder. I suspended him from service in any school for a period of two years. In a high school in the same district, which is under the management of Municipal Commissioners, there was serious defalcation and misappropriation of money to purposes other than those for which they were sanctioned. Under threat of a withdrawal of Government aid and to move the Commissioner to veto the devotion of any municipal money to the funds of the school, I practically imposed a fine of Rs. 500 upon the Municipal Commissioners, which they paid as private individuals.

The above cases give an idea of the nature of offences dealt with by inspecting officers. In many instances the Department learns of offences too late to punish them, as the offenders escape punishment owing to the difficulty of proving upon whom in particular the hand of justice should fall. The crying evil is that the sympathies of the public are very often on the side of the misbehaving students. I have recently brought to the notice of Government the barefaced way in which Entrance candidates falsify their ages, and shown that even Government servants of long standing have done little or nothing to correct the abuse. It is unnecessary for me here to dilate upon the subject. One of the remedies which I have suggested is to exclude from competition for junior scholarships all schools which are found misbehaving in this respect.

101. *Boarding-houses.*—These excellent aids to the enforcement of school discipline are being by degrees popularised throughout the country. The following table is for the first time introduced into the general report:—

CLASS OF HOSTELS OR BOARDING-HOUSES.	NUMBER OF—		NUMBER OF BOARDERS WHO ARE STUDENTS OF—				EXPENDITURE FROM—				
	Hostels or boarding houses.	Boarders.	Arts Colleges.	Secondary schools.	Primary schools.	Special schools.	Provincial revenues.	Local or Municipal funds.	Subscriptions and endowments.	Fees.	Total expenditure.
1	2	3	4	5	6	7	8	9	10	11	12
<b>Managed by Government—</b>											
For males ... ..	24	714	214	370	...	130	11,593	...	5,857	33,838	51,288
For females ... ..	1	40	7	33	...	...	927	...	...	3,996	4,923
<b>Total ... ..</b>	<b>25</b>	<b>754</b>	<b>221</b>	<b>403</b>	<b>...</b>	<b>130</b>	<b>12,520</b>	<b>...</b>	<b>5,857</b>	<b>37,834</b>	<b>56,211</b>
<b>Aided by Government, &amp;c.—</b>											
For males ... ..	13	268	1	109	...	168	872	459	4,119	3,239	8,639
For females ... ..	3	64	...	...	...	64	...	...	...	648	648
<b>Total ... ..</b>	<b>16</b>	<b>332</b>	<b>1</b>	<b>109</b>	<b>...</b>	<b>222</b>	<b>872</b>	<b>459</b>	<b>4,119</b>	<b>3,887</b>	<b>9,337</b>
<b>Unaided—</b>											
For males ... ..	102	2,603	43	1,864	585	311	10	...	42,039	26,232	68,391
For females ... ..	23	1,068	6	340	622	100	...	...	55,979	8,556	64,235
<b>Total ... ..</b>	<b>125</b>	<b>3,671</b>	<b>49</b>	<b>2,004</b>	<b>1,207</b>	<b>411</b>	<b>10</b>	<b>...</b>	<b>97,778</b>	<b>34,838</b>	<b>1,32,626</b>
<b>GRAND TOTAL ... ..</b>	<b>166</b>	<b>4,757</b>	<b>271</b>	<b>2,616</b>	<b>1,207</b>	<b>763</b>	<b>13,402</b>	<b>459</b>	<b>1,07,754</b>	<b>76,559</b>	<b>1,98,174</b>

N.B.—Managed by District or Municipal Boards for males or females—Nil.

In subsequent years by comparison it will be seen how far the movement is advancing.

The total number of boarding-houses (for boys and girls) is 166 with 4,757 inmates. They are thus distributed among the different Divisions:—Burdwan 20, Presidency 27, Calcutta 13, Rajsbahi 12, Dacca 11, Chittagong 9, Patna 5, Bhagalpur 6, Orissa 28, the Tributary Mahals 1, and Chota Nagpur 34. The best are for the most part attached to schools and colleges managed by Government or missionary bodies; whilst a good many, especially those returned from Orissa and Chota Nagpur, are properly speaking students' messes under little or no control of the teachers. The contributions from Provincial revenues represent the head-money which the Superintendents of boarding-houses attached to Government schools receive as extra remuneration. I take the following from my Burdwan divisional report:—

“In some of the districts of the Burdwan Division grants-in-aid have been given to large numbers of high schools situated within quite easy distances of each other, and in my opinion public money has been rather too lavishly expended upon them. I found in the Hooghly district several high schools with less than 100 names on their rolls, and I came to the conclusion that if nothing would satisfy the people but to have high education within their reach, and, as it were, at their very doors, this should be arranged for and paid for by themselves. These schools are kept up at a very high cost for the benefit of the very limited number of boys in the first three classes, while the wants of the great majority of the students would be fully satisfied by schools of the middle English class. The scheme which I now advocate is the assignment of hostel grants to a limited number of high schools, by which means the students of the first, second, and third classes of weak schools might be boarded and lodged in the neighbourhood of large and successful schools, the aid now given to these weak schools being finally withdrawn.”

I pointed out that by the withdrawal of grants-in-aid from many feeble high schools funds would be available from which to give boarding-house building grants to the authorities of the strong schools, and that Government would be no loser by the change. My impression is that a few efficient high schools thus strengthened would do far more good in a district than a multitude of weak schools.

In paragraph 81 of the last report mention was made of a liberal grant for additions to the Eden Hindu Hostel building at Calcutta. The additions have now been effected, and the proposal to make it compulsory on the part of all such students of the Presidency College and the attached schools as do not happen to put up with their *bonâ fide* guardians to live in the Hostel will shortly be carried out. A boarding-house has also been erected for the students of the Calcutta Madrasah out of private subscriptions, supplemented by a grant from Government. These institutions now (September) contain 194 and 83 boarders respectively.

102. *Physical exercises.*—There is nothing new to note under this head. The popularity of cricket and football continues unabated, and where boys have not the means to procure the necessary gear, they practice country games. The Marcus Square, a large playground in the northern quarters of the town of Calcutta, was opened by Sir Charles Elliott on the eve of his departure from this country. The following extract from the report by the Temporary Inspector of Schools, Orissa, is of interest:—

“Peripatetic gymnastic teachers on suitable salaries have been entertained by the Puri and Balasore District Boards to impart physical instruction in the middle and primary schools under their control, and gymnastic apparatus has also been supplied for their use.”

The example might be followed in other districts. I would, however, suggest that, instead of separate teachers for the purpose, inspecting pandits should be utilised to some extent in this way.

I quote further from this officer's report:—

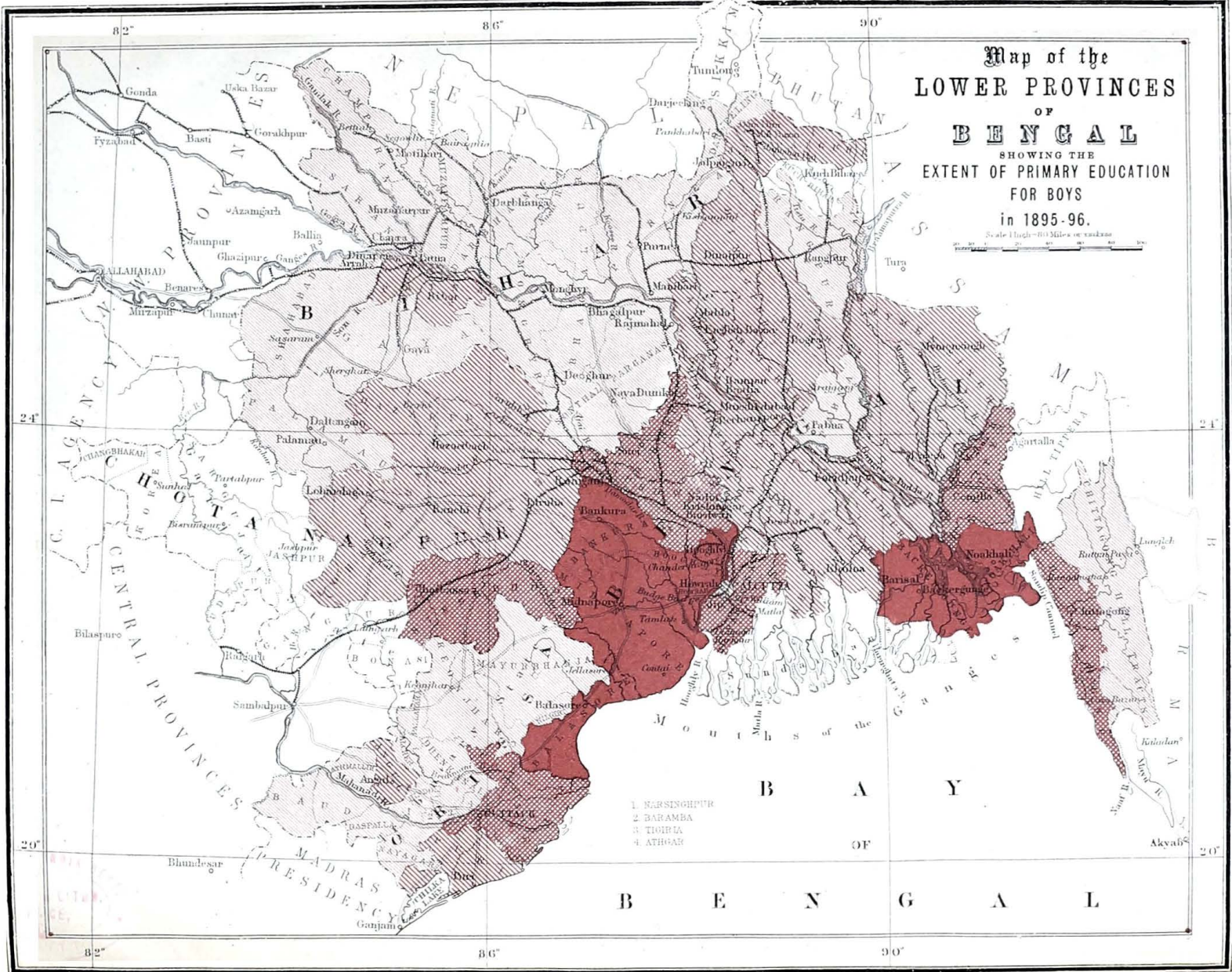
“A gratifying feature in the operations of the year is the appointment of a special teacher of gymnastics in the Cuttack Training School, which is the nursery ground of teachers for mufassil schools in the four districts and the Tributary States. The teachers undergoing training in this institution will be eventually material factors in the diffusion of physical education in the interior.”

This is an excellent idea.

SECONDARY  
EDUCATION.

103. Before concluding this report upon secondary education it is proper that I should mention the munificence of Babu Lachmi Prasad of Sakarpara, in the district of Monghyr, "who has granted an annual subsidy of Rs. 500 to the local zilla school to meet the following charges":—

					Rs.
(1) One gold medal	...	...	...	...	50
(2) One silver medal	...	...	...	...	30
(3) Special allowance to head-master	...	...	...	...	60
(4) Special allowance to head-maulvi	...	...	...	...	60
(5) Pay of additional teacher	...	...	...	...	240
(6) Schooling fee for poor boys	...	...	...	...	60
			<b>Total</b>	...	<u>500</u>



Excludes Schools for Europeans.

**REFERENCES.**  
 Percentages of Boys of a School-going age at School—

Class 1. 40 per cent. and upwards	
" 2. 30 to 40 per cent.	
" 3. 15 to 30 " "	
" 4. below 15 " "	

B A N G A L A

## V.—PRIMARY EDUCATION.

PRIMARY  
EDUCATION.

[N.B.—From this section are excluded European schools, and also native girls' schools, except where the reverse is expressly stated.]

104. The following table compares the statistics of primary schools for Indian boys for the last two years:—

*Upper Primary Schools.*

	1894-95.		1895-96.							
	Schools.	Pupils.	STIPENDIARY.		PAID BY RESULTS.		MIXED.		TOTAL.	
			Schools.	Pupils.	Schools.	Pupils.	Schools.	Pupils.	Schools.	Pupils.
1	2	3	4	5	6	7	8	9	10	11
<i>Under public management—</i>										
Managed by Government ...	10	263	6	157	...	...	4	108	10	265
Ditto by District or Municipal Boards.	13	479	10	390	...	...	1	74	11	464
<i>Under private management—</i>										
Aided by Government or by District or Municipal Boards.	3,632	141,881	1,853	72,081	1,102	41,550	745	31,146	3,700	144,777
Unaided ... ..	246	8,255	...	...	...	...	...	...	223	7,564
Total ... ..	3,901	160,878	1,863	72,628	1,102	41,550	750	31,328	3,944	163,070

*Lower Primary Schools.*

<i>Under public management—</i>										
Managed by Government	10	258	6	196	...	...	7	183	13	379
Ditto by District or Municipal Boards.	7	205	7	221	...	...	...	...	7	221
<i>Under private management—</i>										
Aided by Government or by District or Municipal Boards.	33,885	849,350	2,549	74,433	29,703	744,406	1,181	35,932	33,438	854,776
Unaided ... ..	12,015	205,440	...	...	...	...	...	...	13,596	231,930
Total ... ..	45,897	1,055,253	2,562	74,855	29,703	744,406	1,188	36,115	47,054	1,087,356
GRAND TOTAL ... ..	49,798	1,206,131	4,431	147,483	30,810	785,956	1,038	67,443	50,998	1,240,426

The number of schools has increased by 1,200, or 2·4 per cent., and the pupils attending them by 34,295, or 2·8 per cent. The average strength of a pathshala has, therefore, risen but very slightly, being 24·3 against 24·2 in the preceding year. There has been a gain of schools in all the Divisions except the Presidency, Burdwan, Rajshahi, and Chittagong. The heaviest loss has been sustained by the Chittagong Division, in which 372 primary schools have disappeared from the returns, most of which, remarks the Assistant Inspector of Schools, must have been bogus pathshalas, which ceased to furnish returns when, owing to their utter inefficiency, the payment of reward was discontinued. As in the preceding year, this loss took place mostly in the Tippera district, which could not fully recover from the effects of the scarcity which is said to have prevailed there in the year before, and in which greater discretion is reported to have been exercised in distinguishing lower primary schools from mere Koran schools. Next to Chittagong comes the Burdwan Division with a loss of 254 schools, all lower primaries, the causes assigned being the prevalence of malarious fever and the failure of crops owing to insufficiency of rainfall. The decline of schools in the Presidency and Rajshahi Divisions is very slight, and is attributed to a comparatively bad and unhealthy season.

These losses have, however, been more than counterbalanced by an increase in the other Divisions. The Divisions which have gained most are Dacca (708 schools), Patna (244 schools), Bhagalpur (130 schools), Orissa (385 schools), and Chota Nagpur (320 schools). Except as regards Orissa, in which a good harvest and an increased rate of stipends and rewards in the Angul district have been assigned as the causes which favoured the growth of schools, the divisional reports hardly throw any light on the increase recorded above, nor do we learn much from being told that the cause is "improved state of public health," or "absence of agricultural distress," or reasons of a like kind which are usually

PRIMARY  
EDUCATION.

adduced to account for an increased number of schools. It may, however, be mentioned as a not improbable solution of a portion of the problem that the starting of the Sini-Howrah railway line "has been taken to task for having induced a large number of gurus and adult pupils of night schools to forsake their pathsalas in search of employment,—a movement which is said to have resulted in a loss of schools and pupils in the Singhbbum district."

105. The fluctuations in the primary schools, both as regards their number and attendance during the last five years, are shown in the subjoined statement:—

	Upper primary.		Lower primary.	
	Schools.	Pupils.	Schools.	Pupils.
1891-92 ...	3,661	135,371	44,918	987,948
1892-93 ...	3,697	139,726	43,828	983,204
1893-94 ...	3,763	141,433	44,020	988,745
1894-95 ...	3,901	150,878	46,897	1,055,253
1895-96 ...	3,944	153,070	47,054	1,087,356

The slow but steady increase in the number of upper primary schools is a sign of healthy development. An upper primary is not the growth of a season—indeed, it may take years for a lower primary to develop into a full-blown upper primary school. During the last four years the lower primaries have also steadily increased in numbers and population. That there is still a tendency in many quarters to sacrifice efficient administration to a false pride in the multiplication of schools will be amply illustrated from the following extract from the Chittagong Divisional report:—

"The practices which had brought such accession of schools and pupils in Tippera, and the discontinuance of which has caused such large falling off, still continue to flourish in Noakhali. There they still pay the registration fee, and the inspecting pandits are paid their allowances per school visited, instead of a daily or a monthly rate. These measures enormously swell the number of schools in that district, and give its figures an air of improbability. Without a large increase in resources, further multiplication of schools in Noakhali should be discouraged by all means. Already there is a school to nearly every half a square mile, and it is more than we can look after or aid effectively."

I cannot say that I exactly understand what is meant by paying a "registration fee," but if it be a fee paid to a guru for allowing his pathsala to be brought on the rolls of the Department, then the sooner the payment of such fee is forbidden the better. It serves no useful purpose, and its tendency is to inordinately increase the number of schools.

106. The following statement compares for two years the expenditure incurred by the Department and by District Boards together, on primary education, including charges for schools for boys and girls, for the subsidiary and subordinate inspecting agency, for lower primary scholarships, and for contingencies of various kinds:—

	From Provincial revenues,		From District Funds.		Total.	
	1894-95.	1895-96.	1894-95.	1895-96.	1894-95.	1895-96.
1	2	3	4	5	6	7
	Rs.	Rs.	Rs.	Rs.	Rs.	Rs.
Stipendiary schools ...	1,06,269	1,19,901	1,70,079	1,79,675	2,76,348	2,99,576
Non-stipendiary schools ...	27,518	28,021	3,67,494	3,87,516	3,85,012	4,15,536
Subordinate inspecting agency ...	12,136	13,659	86,058	89,618	88,194	1,03,077
Lower primary scholarships ...	2,189	2,465	22,256	22,292	24,439	24,767
Buildings and furniture ...	5,722	6,385	2,337	2,367	8,059	7,772
Charges for abolished schools ...	3,023	2,792	11,346	8,468	14,374	11,260
Examinations, prizes and rewards ...	6,399	7,780	35,100	36,633	41,499	44,393
Stipends to gurus under training ...	51	11	1,595	500	1,646	611
Miscellaneous ...	11,131	9,631	21,495	30,406	32,626	39,937
Total payments ...	1,74,437	1,89,425	7,07,760	7,57,394	8,82,197	9,46,519
Add 80 per cent. of the actual charges on account of Sub-Inspectors.	41,180	18,749	1,16,385	1,37,137	1,59,565	1,55,886
GRAND TOTAL ...	2,15,617	2,08,174	8,24,145	8,94,531	10,41,762	11,02,705
Total allotment for primary education, excluding allotments for Sub-Inspectors, and lower primary scholarships in non-Board areas.	1,85,664	(a) 1,93,620	7,29,550	7,83,116	9,15,520	9,76,736*
Actual saving ...	11,227	4,195†	22,096	25,722	33,323	29,917

(a) The total of Divisional allotments is Rs. 86 less than the allotments actually made by the Department for different Divisions owing probably to some mistake in the district returns.

\* Rupees 1,80,950 is the Boards' allotment for salaries and travelling allowances of Sub-Inspectors.

† Inclusive of the savings from the Estates Improvement Funds.



The above does not include the expenditure in those primary schools which are aided from the grant-in-aid and circle funds. This will be noticed later on.

107. I have followed the practice of some years past in including in the above statement 80 per cent. of the actual charges on account of the salaries and travelling allowances drawn by Sub-Inspectors, as the services of these officers are entertained mainly for the inspection of primary schools. These charges are, however, met from a separate budget head of expenditure, viz., "Inspection." The charges on account of all the other items are met from the primary allotments, which include (1) the grants from Provincial revenues for municipalities and non-Board districts, (2) one per cent. grant for the improvement of Government estates, and (3) the grants assigned by the District Boards in their respective areas.

Exclusive of the cost of Sub-Inspectors, the expenditure on primary education from these three funds came to Rs. 9,46,819, against Rs. 8,82,197 in the preceding year. There was an increase in the total allotment by Rs. 61,216, and a decrease in the amount unspent at the close of the year by Rs. 3,406. Also exclusive of this cost, the direct expenditure on schools was 74·5 per cent. of the total, against 74·9 in the preceding year. This is rather to be regretted. Every effort should be made to reduce contingent and other charges, so that the greatest portion possible may be given to the teachers. The decrease in the cost of Sub-Inspectors under Provincial revenues, and the corresponding increase against the same siding under District Funds, are due to the transfer to the control of the District Boards of the Departmental Sub-Inspectors hitherto retained in Board districts for the inspection of schools in municipalities and cantonments, together with the necessary funds for their salaries and travelling allowances.

108. The budget grant for primary education from Provincial revenues was Rs. 2,15,920. This was supplemented in November last by an additional grant of Rs. 11,000, the savings of the preceding year, so that the total amount at the Director's disposal was Rs. 2,26,920. Of this, Rs. 1,31,340 was assigned to the non-Board districts, Rs. 15,273 to municipalities and cantonments, Rs. 800 for schools for miners' children in the district of Burdwan, Rs. 500 for contributions to circle schools in Bankura and Midnapore, Rs. 1,020 for schools in the Sundarband tracts of the 24-Parganas, Rs. 44,743 for schools in Government estates, and Rs. 31,750 to 16 District Boards to enable them to meet the increased demand for primary education in the areas under their charge. There was thus a small balance of Rs. 1,494 unallotted at the close of the year. This, together with the savings effected in non-Board districts, Government estates, municipalities, and cantonments to the extent of Rs. 4,195, as shown in the foregoing statement, and in the departmental lower primary scholarship grant to the extent of Rs. 345, the budget grant for the last item having been Rs. 2,810, brings up the total unspent balance to Rs. 5,689.

The grant of Rs. 31,750 made to the District Boards, alluded to above, took place in the following way:—The original grants which were made to these bodies in 1888 for the purpose of establishing equilibrium between the receipts and charges transferred to them were based on the actual expenditure incurred by Government in each district in 1885-86. Since then the circumstances and the demand for education have often very greatly changed, and a district in which ten years ago very little was being or could be spent on primary schools, and to which, therefore, a comparatively small allotment was made, may now be one in which a stronger desire for education is manifested, while at the same time the District Board may be unable to meet the increased demand from its own resources. At times, again, the finances of some District Boards may have assumed so prosperous a condition as to make them able to meet all increased expenditure from their District Fund, without additional help from Government. Taking all these circumstances into consideration, the Lieutenant-Governor had in the preceding year regranted the savings in the departmental allotments for primary schools for 1893-94 and 1894-95 to the extent of Rs. 31,000 for each year and placed these sums at the Director's disposal for distribution to those districts in which the primary allotment was too low. Assuming that these savings are likely to be permanent, the Lieutenant-Governor further resolved in December last to make a reduction of Rs. 31,000 in the departmental allotment,

PRIMARY  
EDUCATION.

and to distribute this sum annually to the following District Boards;—Shahabad Rs. 3,000; Muzaffarpur Rs. 4,000; Purnea Rs. 3,000; Gaya Rs. 1,000; Darbhanga Rs. 4,000; Bhagalpur Rs. 3,000; Saran Rs. 3,000; Champaran Rs. 2,000; Monghyr Rs. 2,000; Malda Rs. 1,000; Rangpur Rs. 2,000; Rajshahi Rs. 750; Dinajpur 750; Jalpaiguri Rs. 500; Pabna Rs. 500; Mymensingh Rs. 500. To these amounts a further sum of Rs. 750 was added subsequently in the shape of a temporary grant to the Dinajpur District Board.

109. The increased allotments from District Funds are due partly to the regrant of the unspent balance of the preceding year, such balance generally including uncashed cheques, that is, those issued too late for payment at the treasury before the year expired, and partly to the additional allotments made by Government from Provincial revenues to some of the District Boards as explained above. Want of funds is still the complaint heard of from some quarters (*e.g.*, Jessore and Murshidabad), and in one case at least (Burdwan) the Board found it necessary to reduce its allotments for primary education by Rs. 3,000. The savings effected in all Board Districts (probably including some uncashed cheques) are in excess of those of the preceding year, being Rs. 25,722 against Rs. 22,096. As much as Rs. 7,388 is said to have been saved in the Bhagalpur Division alone.

110. Some of the minor charges may require a word of explanation. "Buildings and furniture" include small grants made for the construction and repairs of pathshala sheds and for the purchase of benches, stools and black boards. The charges for abolished schools represent sums paid to pathshalas which, owing to some reason or other, ceased to work before the close of the year. Considering how precarious the sources of a pathshala's income are, and how easily its existence is often threatened, these charges must be, in their very nature, unavoidable; but, as explained in a previous report, the money thus spent cannot be looked upon as altogether wasted, as it serves to bring to the notice of the villagers the interest taken by the Department in the education of their children, and to awaken in them a desire for education which, though unfulfilled at first owing to temporary obstacles, may lead in the end to something permanent. It should, however, be the duty of every Sub-Inspector of Schools never to advance money to a pathshala when there is the slightest doubt as to its durability. "Prizes and rewards" chiefly stand for the cost of books presented to the pupils belonging to the different stages of a primary school. Originally, when pupils had to be examined at central gatherings, often at long distances from their schools, they were given a few pice each in cash as tiffin money. This was afterwards discontinued and books took the place of cash. Strictly speaking, the books now given are often not *prizes*, as in many districts they are indiscriminately distributed to all pupils. However desirable such a free distribution of books may be in especially backward districts like the Chittagong Hill Tracts or parts of Chota Nagpur or Orissa, in which the people are as yet too poor or care too little for education to buy them for themselves, every effort should be made to keep it within reasonable bounds, so that the guru's share of the primary allotments, which are now admittedly too small, may become as large as possible. As a rule, only such boys as pass by one of the recognised standards may, according to the nature of the balance available for the purpose at the close of the year, be presented with one or two of the *text* books which they will have to read in the next stage, and no book should be given which is not prescribed for any of the departmental examinations. "Stipends to gurus under training" are the small maintenance grants paid to those uncertificated gurus, who have been called upon to undergo a course of training in the nearest middle schools, in order that they may pass some examination and thereby be better fitted to conduct their pathshalas. This system is treated upon later on. The details of "miscellaneous" payments are given in the following statement:—

	1895.	1896.
	Rs.	Rs.
Contributions to special and indigenou schools inclusive of payment to khas mahal, circle and other schools	7,883	11,629
Commission for money-orders	7,582	8,070
Contingencies and miscellaneous	17,161	20,238
Total	32,626	39,937

The contributions to circle schools are explained by the fact that, whenever the circle grant is inadequate for the purpose, the gurus in charge of the different pathsalas which constitute a circle, have to be paid their stipends out of primary allotments.

111. In addition to the primary allotments noticed in the foregoing paragraphs, a sum of Rs. 53,400 was spent in subsidising 414 primary schools for boys and girls which are still paid from the grant-in-aid allotment at the disposal of the department, and Rs. 6,974 was paid to 97 primary schools which work under the circle system.

The municipal expenditure on primary education (not included in the foregoing table) was Rs. 63,167 against Rs. 58,672—a satisfactory increase. Under Government orders mufassal municipalities are expected to provide at the rate of 10 annas a head for the education of half the male children of a school-going age, or 3·2 per cent. of its total income. Some municipalities have not been able to come up to this limit as yet, while in others the sum required under the above orders is not sufficient for the needs of primary education; but the annual increase in the total contributions is a hopeful sign. As a rule, schools in receipt of municipal grants, though inspected and examined by the officers of the Department and of the District Boards, do not get money from any other public funds, except, as in the case of Calcutta, where the municipal allotment is extremely small, or in those municipalities in which the required contribution is inadequate, and it becomes therefore necessary to supplement them with additional grants. Regarding the administration of the municipal grants, two different practices prevail. In some places the budget grants are placed at the disposal of the Department for administration according to the practice of the district; in others the Municipal Commissioners do not part with the control of the fund, but administer it according to their own will and pleasure. When this is the case, my experience tells me that the allotments are not always judiciously laid out.

112. The following table shows, district by district, the amounts expended in stipends and rewards, and the number of pupils (boys and girls) passing at the different examinations:—

DISTRICT.	Amount paid in fixed stipends.	Amount paid in advance re-wards, finally deducted from the rewards earned at the examination.	Total amount paid in rewards (inclusive of column 3).	Total (of columns 2 and 4).	NUMBER OF PUPILS PASSED AT THE							
					UPPER PRIMARY SCHOLARSHIP EXAMINATION.		LOWER PRIMARY SCHOLARSHIP EXAMINATION.		STANDARD A.		STANDARD B.	
					Boys.	Girls.	Boys.	Girls.	Boys.	Girls.	Boys.	Girls.
1	2	3	4	5	6	7	8	9	10	11	12	13
Burdwan ... ..	Rs. 7,482	Rs. 3,468	Rs. 12,555	Rs. 20,037	183	.....	1,198	7	2,197	8	4,021	61
Birbhum ... ..	1,655	900	6,071	7,726	130	.....	430	.....	1,281	6	2,165	41
Bankura ... ..	5,731	261	10,301	16,032	119	.....	1,011	24	3,278	88	5,124	154
Midnapore ... ..	8,032	1,038	26,948	34,986	335	1	2,110	9	4,374	26	12,975	442
Hooahly ... ..	5,469	.....	18,665	24,134	90	.....	682	8	2,971	89	3,761	213
Howrah ... ..	3,866	708	4,865	8,531	112	.....	574	.....	1,789	20	3,179	62
<b>Total for the Burdwan Division.</b>	<b>32,235</b>	<b>5,775</b>	<b>79,205</b>	<b>1,11,440</b>	<b>969</b>	<b>1</b>	<b>5,905</b>	<b>48</b>	<b>15,890</b>	<b>237</b>	<b>29,235</b>	<b>973</b>
24-Parganas ... ..	3,075	1,671	20,539	23,614	114	.....	745	18	5,077	58	5,499	130
Nadia ... ..	5,470	2,094	8,807	14,277	81	.....	223	8	911	25	3,030	170
Murshidabad ... ..	3,645	1,172	7,872	11,517	54	.....	397	4	1,827	7	1,795	11
Jessore ... ..	7,005	144	7,867	14,872	134	2	471	.....	1,555	4	5,188	120
Khulna ... ..	6,218	1,030	7,259	13,477	103	1	807	13	1,166	23	2,311	78
<b>Total for the Presidency Division.</b>	<b>25,413</b>	<b>7,071</b>	<b>62,344</b>	<b>77,767</b>	<b>486</b>	<b>3</b>	<b>2,143</b>	<b>45</b>	<b>10,536</b>	<b>115</b>	<b>17,821</b>	<b>509</b>
Calcutta ... ..	6,165	180	2,179	7,344	16	126	198	194	223	.....	1,118	.....
Rajshahi ... ..	4,535	2,678	9,751	14,886	79	.....	253	8	1,235	.....	869	3
Dinajpur ... ..	1,419	.....	10,095	17,514	50	.....	238	3	1,402	31	1,883	54
Jalpaiguri ... ..	5,534	974	4,515	10,009	28	.....	152	7	470	15	630	34
Darjeeling ... ..	9,292	.....	40	9,332	1	.....	9	.....	.....	.....	.....	.....
Rangpur ... ..	9,811	689	25,705	35,516	180	2	397	13	1,402	11	1,563	20
Bogra ... ..	1,891	268	4,870	6,761	28	1	184	2	1,598	8	1,941	12
Pabna ... ..	2,984	4,124	10,621	13,515	189	2	351	7	1,163	2	1,840	2
<b>Total for the Rajshahi Division.</b>	<b>35,576</b>	<b>8,723</b>	<b>71,497</b>	<b>1,07,078</b>	<b>595</b>	<b>5</b>	<b>1,579</b>	<b>40</b>	<b>7,320</b>	<b>67</b>	<b>8,426</b>	<b>125</b>
Dacca ... ..	5,704	.....	13,631	19,335	457	14	1,152	39	3,480	96	8,759	168
Mymensingh ... ..	9,072	5,374	22,063	31,035	444	1	1,085	21	2,998	74	3,521	144
Faridpur ... ..	7,831	2,334	14,214	22,075	201	3	590	3	1,460	101	2,315	178
Backergunge ... ..	9,040	969	11,440	20,480	363	8	1,523	145	3,578	239	4,712	373
<b>Total for the Dacca Division.</b>	<b>31,577</b>	<b>9,167</b>	<b>61,308</b>	<b>92,975</b>	<b>1,465</b>	<b>25</b>	<b>4,350</b>	<b>239</b>	<b>11,516</b>	<b>500</b>	<b>14,807</b>	<b>583</b>

PRIMARY  
EDUCATION.

DISTRICT.	Amount paid in fixed stipends.	Amount paid in advance rewards, finally deducted from the rewards earned at the examination.	Total amount paid in rewards (inclusive of column 3).	Total (of column 2 and 4).	NUMBER OF PUPILS PASSED AT THE							
					UPPER PRIMARY SCHOLARSHIP EXAMINATION.		LOWER PRIMARY SCHOLARSHIP EXAMINATION.		STANDARD A.		STANDARD B.	
					Boys.	Girls.	Boys.	Girls.	Boys.	Girls.	Boys.	Girls.
1	2	3	4	5	6	7	8	9	10	11	12	13
	Rs.	Rs.	Rs.	Rs.								
Tippera ... ..	8,330	1,361	17,369	25,699	359	1	985	27	3,400	194	6,477	2,005
Noakhali ... ..	6,007	.....	9,514	15,611	300	.....	1,044	22	1,911	40	3,054	497
Chittagong ... ..	8,044	1,973	10,828	18,872	320	2	1,013	21	4,300	29	8,424	1,031
Chittagong Hill Tracts	4,147	.....	.....	4,147	.....	.....	9	1	.....	.....	.....	.....
Total for the Chittagong Division.	26,618	3,034	37,711	64,329	979	3	3,011	71	9,611	263	18,655	3,633
Patna ... ..	2,464	330	12,202	14,666	35	1	1,572	4	6,355	.....	5,428	.....
Gaya ... ..	7,637	1,122	8,229	16,866	63	.....	842	.....	1,855	67	2,794	284
Shahabad ... ..	4,376	510	11,731	16,107	43	.....	543	4	1,075	17	2,067	51
Saran ... ..	1,890	.....	5,451	7,341	28	.....	1,469	.....	3,688	.....	6,123	.....
Champanan ... ..	2,380	1,679	9,673	12,053	29	.....	671	.....	2,803	34	2,763	51
Muzaffarpur ... ..	4,442	586	8,310	12,762	44	.....	840	6	1,951	1	3,024	.....
Darbhanga ... ..	2,074	1,293	4,914	6,688	45	.....	1,157	.....	3,761	67	4,540	121
Total for the Patna Division.	26,263	5,520	60,210	85,473	287	1	6,994	14	22,000	186	26,339	507
Monghyr ... ..	6,138	288	10,457	16,595	56	.....	1,205	90	1,829	8	1,498	9
Bhagalpur ... ..	4,663	.....	6,918	11,581	52	2	486	23	1,640	33	2,314	66
Purnea ... ..	4,076	.....	6,942	18,018	26	.....	468	2	1,432	4	2,353	17
Maada ... ..	3,193	.....	4,077	7,270	62	1	356	7	889	11	1,310	65
Sonthal Parganas ... ..	6,761	278	8,186	14,947	96	10	756	27	1,532	69	1,960	56
Total for the Bhagalpur Division.	24,831	566	38,560	63,411	292	13	3,271	149	7,372	115	9,635	213
Cuttack ... ..	5,948	.....	13,344	19,292	64	9	783	19	4,599	118	5,962	269
Balasore ... ..	6,293	429	7,090	13,383	51	2	179	6	1,115	14	1,988	78
Angul ... ..	4,105	.....	672	4,777	14	.....	66	1	92	5	617	60
Puri ... ..	3,720	.....	6,939	10,659	46	1	600	23	1,154	40	2,328	97
Total for the Orissa Division.	20,068	429	28,045	48,111 (a)	175	12	1,608	49	6,960	177	10,895	504
Mayurbhanj ... ..	.....	.....	.....	.....	5	.....	53	.....	70	1	582	18
Keonjhar and Nilgiri ... ..	.....	.....	.....	.....	15	.....	35	.....	98	.....	411	21
Dhenkanal ... ..	.....	.....	.....	.....	3	2	10	.....	179	3	1,427	66
South Mahanady Circle	.....	.....	.....	.....	13	1	.....	.....	62	.....	220	4
North ditto ... ..	.....	.....	.....	.....	7	.....	19	1	133	.....	436	2
Total for the Orissa Tributary Mahal.	.....	.....	.....	.....	43	3	107	1	540	5	3,076	110
Hazaribagh ... ..	11,319	.....	2,508	13,827	19	.....	337	31	340	7	713	33
Lohardaga ... ..	10,668	.....	4,014	14,680	20	7	203	23	1,447	35	2,205	167
Palamu ... ..	7,376	.....	630	8,455	11	.....	133	7	.....	.....	.....	.....
Manbhum ... ..	12,008	.....	2,417	15,325	24	.....	176	4	934	.....	1,868	19
Singbhum ... ..	10,538	.....	25	10,563	19	.....	118	2	.....	.....	.....	.....
Total for the Chota Nagpur Division.	53,306	.....	9,544	62,850	73	7	967	67	2,721	40	4,586	219
GRAND TOTAL ... ..	2,80,050	40,463	4,40,713	7,20,763	5,400	109	30,078	914	94,782	1,705	1,43,993	7,576
GRAND TOTAL FOR 1894-95.	2,58,591	34,318	4,05,199	6,63,790	4,173	48	25,504	646	90,722	1,530	1,27,993	5,431

(a) Exclusive of an additional sum of Rs. 27 spent on Khas Mahal Schools in the Orissa Division.

The amounts paid in fixed stipends and rewards as shown in this table differ to some extent from those shown in paragraph 106 as paid to stipendiary and non-stipendiary schools. The reason of this is explained by the fact that the stipendiary schools are given by way of encouragement in some districts special rewards for passing pupils at the Upper and Lower Primary Scholarship examinations, and these additional sums have been included in the reward-column (4 of this table). The totals, however, of stipends and rewards in both the tables are much the same, with a difference of Rs. 5,651, which represent payments to khas mahal schools, and which has been included in the miscellaneous charges in the table appended to paragraph 106.

The large falling off in the total amounts paid in fixed stipends and rewards (column 5) in some of the districts, as well as the large increase in others, is explained by the fact that, while in the former case cheques issued at the close of the year were not cashed before the 31st March, the uncashed cheques of the preceding year have in the latter case swelled the figures for the year under report. Thus it is that we find Rs. 20,037 against Burdwan in the place of Rs. 31,250, Rs. 16,032 against Bankura in the place of Rs. 25,319, Rs. 20,480 against Backergunge in the place of Rs. 28,438, Rs. 7,341 against Saran in the place of Rs. 17,450, Rs. 6,688 against Darbhanga in the place of Rs. 13,672, all exhibiting an abnormal decrease which it would be impossible to account for except on

the assumption that these districts did not draw considerable portions of their grants from the treasury during the year. In the same way the increase from Rs. 9,133 to Rs. 24,134 in Hooghly, from Rs. 4,857 to Rs. 17,514 in Dinajpur, from Rs. 21,521 to Rs. 35,516 in Rangpur, from Rs. 22,955 to Rs. 31,035 in Mymensingh, from Rs. 11,620 to Rs. 22,075 in Faridpur, from Rs. 10,416 to Rs. 15,866 in Gaya, and from Rs. 6,962 to Rs. 16,107 in Shahabad, shows that each of these districts had a large unspent balance of the previous year to its credit from which these extra payments were made. In either case we find a sad want of punctuality on the part of District Boards and these bodies which administer the grants should do their utmost to avoid this in future. Until there is greater punctuality in this respect, any comparison between the expenditure of one year with that of another is, to a great extent, valueless.

The cost from provincial and district funds together was Rs. 63-3-4 per school and Re. 1-14-3 per pupil in the stipendiaries and Rs. 13-8 per school and As. 8-3 per pupil in the non-stipendiaries,—a difference which after making every allowance for the fluctuations of uncashed cheques, and also for the facts that stipends are generally given to the best schools or those in backward places, and that most of the upper primaries are paid in stipends only, is significant. The districts which have been singled out in the divisional reports as unduly favouring the stipendiary systems are Burdwan, Hooghly, Rajshahi, Backergunge, Faridpur, and Noakhali. In other districts the system is very slowly giving way to that of payment-by-results. In the 24 Parganas it has almost entirely disappeared; in the rest of the Presidency Division also, lower primaries were for the most part in receipt of rewards. This has been the case in the Burdwan Division too, except in the districts of Burdwan and Hooghly. Mr. Reuther reports that the system of payment-by-results has been extended fully to all the districts of the Patna Division, in some of which, however, a few stipendiary schools are still maintained, mostly in backward parts, where the people are not yet alive to the necessity for opening pathsalas for the education of their children and depend solely on Government initiation. He expresses misgivings as to the utility of this change which, however, appear to be groundless, as the increasing success of the Patna Division at the Lower Primary Scholarship examination, the surest test of efficiency that we have, shows that the pathsalas are making distinct progress. In some very backward places, such as Darjeeling, Angul, Kolhan in the Singhbhum district, the Damin-i-koh in the Sonthal Parganas, and the Chittagong Hill Tracts, it is impossible to keep up schools except on the stipendiary system. This is said to be the case also in Calcutta, where house-rent is so high that the teacher must get at least this amount in the shape of monthly stipends.

113. The compromise effected some years ago to secure this end, by introducing what is called the advance system, under which a pathsala may be given a monthly grant *in advance* in the shape of a retaining fee, to be finally deducted from the total reward earned by it on the results of examination, appears to be as yet very limited in its operation. Its advance, however, from advances of Rs. 23,860 in 1893-94 to Rs. 34,348 in 1894-95, and to Rs. 40,465 during the year under report, shows that, though slow to appreciate its advantages, the local authorities will yet see their way to try it on a larger scale as time goes on. In one of my divisional reports I made the following remark:—"My opinion is that the system appears to be uneconomical, owing to its being worked in a half-hearted way by Deputy and Sub-Inspectors, upon whose recommendations advance-rewards are given." A like view is otherwise expressed by the Assistant Inspectors of the Chittagong and Bhagalpur Divisions: the former being of opinion that "it does not find favour with the Sub-Inspectors whose work it increases," and the latter that "the apathy of the Sub-Inspectors is the chief cause for its failure in some districts and non-introduction in others." The Deputy Inspector of Schools, Saran, in explaining the abandonment of the system in his district has made a clean breast of it. He says that "it was entirely done away with both as it is not required, as also because it is vexatious, entailing more labour and responsibility."

The fact is that the Sub-Inspectors create obstacles to the progress of this system. If a pathsala be in receipt of a fixed stipend, all that the Sub-Inspector has generally to do is to pay it a visit now and then, examine it, and note his

PRIMARY EDUCATION.

remarks in the visitor's book. In the case of a reward pathsala, all the pupils down to standard B have to be examined in every subject prescribed by the Department, and marks have to be given, success and failure noted, and results tabulated. The greater the number of non-stipendiaries, therefore, whether paid in advance or not, the heavier the work for the Sub-Inspectors, and *vice versa*. Such being the case, it is no wonder that every possible argument is used to cry down the payment-by-results system.

The increase in the number of pupils who passed the Upper and Lower Primary Scholarship examinations, as shown in the foregoing statement, may be taken as satisfactory. The figures given under standards A and B are practically of little use, representing as they do the number of pupils who earned rewards for their teachers in the non-stipendiary schools alone.

114. The apportionment of the primary grant between upper and lower primary schools and their cost to Provincial and District Funds taken together are shown in the following table, district by district:—

DISTRICT.	Allotment.	Proportionate allotment for each 1,000 children of school-going age.	EXPENDITURE OF PRIMARY SCHOOLS.		NUMBER OF PRIMARY SCHOOLS.		PUPILS IN PRIMARY SCHOOLS.		COST PER SCHOOL IN RUPEES.		COST PER PUPIL IN ANNAS.	
			Upper.	Lower.	Upper.	Lower.	Upper.	Lower.	Upper primary.	Lower primary.	Upper primary schools.	Lower primary schools.
1	2	3	4	5	6	7	8	9	10	11	12	13
	Rs.	Rs.	Rs.	Rs.								
Burdwan ... ..	32,256	106.7	6,593	13,444	161	768	6,104	21,471	40.0	17.0	82	10
Birbhum ... ..	15,112	126.2	2,255	5,471	91	694	3,233	14,037	24.7	8.6	11.1	0.2
Bankura ... ..	25,116	158.5	4,746	11,286	131	963	3,638	26,672	36.2	11.7	20.6	6.6
Midnapore ... ..	48,279	122.3	6,530	28,450	185	3,334	6,465	85,706	36.2	7.4	16.1	5.3
Hooghly ... ..	36,422	225.0	4,397	19,737	91	891	3,629	24,032	48.0	22.0	19.3	12.8
Howrah ... ..	13,260	115.7	3,130	5,401	67	548	3,100	19,322	46.7	9.8	10	4.4
<b>Total for the Burdwan Division.</b>	<b>1,70,475</b>	<b>147</b>	<b>27,651</b>	<b>83,789</b>	<b>726</b>	<b>7,638</b>	<b>26,169</b>	<b>1,91,840</b>	<b>38.1</b>	<b>10.9</b>	<b>16.9</b>	<b>6.7</b>
24 Parganas ... ..	40,729	143.5	5,785	19,829	92	1,128	4,008	38,818	41.1	17.8	15.1	8.1
Nadia ... ..	23,856	98.7	3,202	11,075	64	601	2,521	15,486	50	18.4	20.3	11.4
Murshidabad ... ..	17,490	93.2	2,166	9,361	43	560	2,005	15,717	50.1	16.6	17.2	9.5
Jessore ... ..	26,069	82	5,158	9,714	113	861	4,435	23,615	45.6	11.1	18	6
Khulna ... ..	22,115	125.2	3,478	9,939	78	777	2,989	20,864	44.5	12.8	18.5	7.6
<b>Total for the Presidency Division.</b>	<b>1,30,259</b>	<b>110.4</b>	<b>17,779</b>	<b>59,978</b>	<b>390</b>	<b>3,925</b>	<b>15,968</b>	<b>1,14,500</b>	<b>45.5</b>	<b>15.2</b>	<b>17.8</b>	<b>8.3</b>
Calcutta ... ..	11,000	130	1,374	5,970	17	179	1,149	7,898	80.8	33.3	19.1	12.0
Rajshahi ... ..	21,497	109	3,481	10,855	57	389	2,003	11,277	61.0	27.9	27.8	15.4
Dinajpur ... ..	27,150	116	4,339	13,175	91	462	2,908	11,231	47.6	29.1	23.8	18.7
Jaipalguri ... ..	15,041	147	2,435	7,694	44	315	1,263	6,745	55.3	24.3	30.8	18.1
Darjeeling ... ..	10,127	302	541	8,791	5	74	150	2,555	108.2	118.7	57.7	54.8
Bangpur ... ..	35,052	115	7,764	27,752	88	596	3,030	15,401	38.2	46.5	40.9	28.8
Bogra ... ..	10,985	89	2,360	4,401	45	248	2,157	7,660	62.4	17.7	17.5	9.1
Fabna ... ..	22,759	111	5,146	8,369	89	355	3,707	9,839	57.8	23.5	22.2	13.6
<b>Total for the Rajshahi Division.</b>	<b>1,43,211</b>	<b>119</b>	<b>26,066</b>	<b>81,007</b>	<b>419</b>	<b>2,429</b>	<b>15,219</b>	<b>6,47,188</b>	<b>62.2</b>	<b>33.3</b>	<b>27.2</b>	<b>20.0</b>
Dacca ... ..	33,959	94	6,397	13,988	193	800	7,101	22,953	33	16	14	9
Mymensingh ... ..	44,193	85	9,084	21,951	226	1,452	7,634	30,943	40	15	19	11
Faridpur ... ..	34,021	124	7,507	14,165	185	832	6,615	19,205	43	17	18	12
Backergunge ... ..	37,054	96	6,009	14,471	148	1,292	5,455	33,686	41	11	18	7
<b>Total for the Dacca Division.</b>	<b>1,49,827</b>	<b>101</b>	<b>29,397</b>	<b>63,578</b>	<b>752</b>	<b>4,376</b>	<b>26,805</b>	<b>1,06,787</b>	<b>39</b>	<b>15</b>	<b>18</b>	<b>10</b>
Tippera ... ..	39,253	146.7	7,962	17,737	191	1,385	6,847	38,425	41.6	13.2	18.6	8.4
Noakhali ... ..	27,398	136.1	4,969	10,642	114	673	4,553	19,441	43.1	15.3	17.2	8.7
Chittagong ... ..	28,515	149	6,787	12,085	128	799	6,564	25,391	53.0	15.1	16.5	7.6
Chittagong Hill Tracts ...	4,840	301	569	3,578	3	36	78	622	189.6	99.3	110.7	92.0
<b>Total for the Chittagong Division.</b>	<b>1,00,306</b>	<b>159.7</b>	<b>20,287</b>	<b>44,042</b>	<b>436</b>	<b>2,843</b>	<b>18,042</b>	<b>78,879</b>	<b>46.5</b>	<b>15.4</b>	<b>17.9</b>	<b>8.9</b>
Patna ... ..	26,608	100.3	2,071	12,595	22	1,005	1,231	23,014	94.1	12.5	26.9	8.7
Gaya ... ..	28,186	108	4,076	11,790	35	928	1,985	19,708	116.4	12.7	33.7	9.5
Shahabad ... ..	24,062	77.8	2,951	13,156	31	505	1,440	13,001	95.1	26	32.7	16.1
Saran ... ..	23,092	62.3	1,578	5,763	23	650	1,242	17,633	68.6	8.8	20.3	5.3
Champaran ... ..	17,567	62.9	1,821	10,232	20	570	862	14,772	91	17.9	33.8	11
Muzaffarpur ... ..	24,058	69.1	2,342	10,410	25	490	1,094	12,185	33.6	21.2	34.2	19.6
Darbhanga ... ..	31,717	75.4	2,076	4,612	22	695	1,065	17,918	94.3	6.6	30.6	4.1
<b>Total for the Patna Division.</b>	<b>1,75,220</b>	<b>75.8</b>	<b>16,915</b>	<b>68,558</b>	<b>178</b>	<b>4,843</b>	<b>8,889</b>	<b>1,18,229</b>	<b>95.02</b>	<b>14.1</b>	<b>30.4</b>	<b>9.2</b>
Monghyr ... ..	23,819	77.6	2,244	14,351	24	801	1,189	17,594	83.5	17.9	30.1	13
Bhagalpur ... ..	24,311	79.7	2,841	8,740	23	556	1,313	12,229	123.5	15.7	34.6	11.4
Purnea ... ..	26,168	58.6	2,768	10,260	39	538	1,351	11,598	70.7	19	32.6	14.1
Malda ... ..	14,435	118	3,484	3,786	65	188	2,912	5,505	53.6	20.1	19.1	11
Sonhal Parganas ... ..	25,009	102.6	4,362	10,585	77	414	2,741	8,935	56.6	25.5	25.5	18.8
<b>Total for the Bhagalpur Division.</b>	<b>1,13,742</b>	<b>89.7</b>	<b>15,659</b>	<b>47,722</b>	<b>228</b>	<b>2,497</b>	<b>9,505</b>	<b>55,861</b>	<b>68.8</b>	<b>19.1</b>	<b>26.4</b>	<b>13.6</b>

DISTRICT.	Allotment.	Proportionate allotment for each 1,000 children of school-going age.	EXPENDITURE ON PRIMARY SCHOOLS.		NUMBER OF PRIMARY SCHOOLS.		PUPILS IN PRIMARY SCHOOLS.		COST PER SCHOOL IN RUPEES.		COST PER PUPIL IN ANNAS.	
			Upper.	Lower.	Upper.	Lower.	Upper.	Lower.	Upper primary.	Lower primary.	Upper primary schools.	Lower primary schools.
1	2	3	4	5	6	7	8	9	10	11	12	13
	Rs.	Rs.	Rs.	Rs.								
Cuttack ... ..	35,248	121.2	5,133	14,156	101	1,909	3,308	30,887	51.1	7.4	24.9	7.3
Balasore ... ..	25,021	187	4,887	8,486	67	923	2,415	16,048	72.9	9.2	32.3	8.4
Angul ... ..	7,544	295.7	1,049	3,728	9	128	260	2,236	116.5	29.1	64.7	26.6
Puri ... ..	17,946	126	3,851	6,808	54	749	1,515	10,308	71.8	9.0	40.6	10.5
Total for the Orissa Division.	85,769	141	14,950	33,188	231	3,709	7,498	59,459	64.7	8.9	32.4	8.9
Hazaribagh ... ..	18,827	107.8	1,165	12,662	25	443	1,107	12,639	46.6	28.6	16.	15.9
Lohardaga ... ..	18,268	108.	982	13,698	16	700	534	15,009	61.4	19.6	28.4	14.6
Palamau ... ..	9,764	109	1,516	6,939	18	199	727	4,646	84.2	34.8	33.3	23.8
Manbhum ... ..	18,000	100	2,962	12,363	37	511	1,357	12,247	80.8	24.1	35.2	16.1
Singbhum ... ..	12,958	168	1,922	8,641	27	258	1,787	9,685	71.1	33.5	17.2	14.2
Total for the Chota Nagpur Division.	77,817	112.8	8,547	54,903	123	2,111	5,532	54,276	69.7	25.7	24.9	16
GRAND TOTAL ...	11,57,686*	105.6	(a) 1,78,655	(b) 5,42,135	3,600	34,550	1,34,774	8,52,447	51.	15.7	22.2	10.2
GRAND TOTAL FOR 1894-95	8,98,967	82	1,70,771†	4,93,019†	3,448	34,896	1,32,611	8,47,842	49.5	14.1	20.8	9.3

(a) Includes the additional sum of Rs. 521 paid to khas mahal and schools.  
 (b) Ditto ditto of Rs. 5,157 paid to khas mahal and circle schools.  
 \* Including the Boards' allotments of Rs. 1,80,950 for Sub-Inspectors.  
 † Includes Rs. 2,400 paid from District Funds to Upper and Lower Primary Schools.

The average annual cost of an upper primary school to Provincial and District Funds shows a further increase from Rs. 49.5 to Rs. 51, and that of a lower primary school from Rs. 14.1 to Rs. 15.7. The cost per pupil also has advanced from As. 20.8 to As. 22.2 in an upper primary and from As. 9.3 to As. 10.2 in a lower primary. So far as the upper primaries are concerned, the highest averages are shown by the Chittagong Hill Tracts, Bhagalpur, Gaya, Angul, and Darjeeling, in all of which they exceed one hundred rupees. Bhagalpur and Gaya appear to have erred on the side of extravagance, especially when we compare the figures with the cost of their lower primary schools: the well known backwardness of the other districts is a sufficient excuse for their high figures.

As noted in previous reports, the totals of columns 3 and 4 fall short of the amount shown in column 2, because the former do not include indirect payments, such as the salaries of inspecting pandits, examination charges, money-order commission, prizes to pupils, &c. The table includes only those schools that received payments from the primary grants (departmental and district funds), and therefore the number of schools in columns 5 and 6 is less than that shown in the first paragraph of this section.

The allotment (column 2) as given in this table is far in excess of what has been shown in two earlier paragraphs of this section, because it includes the budget grants for the salaries and travelling allowances of Sub-Inspectors.

115. The following table shows the number of pupils in each district in the different stages of primary instruction, and compares the position of the districts with reference to the progress made in this respect. The "merit mark" is found by assigning values of 5, 3 and 1 respectively to each pupil in the three different stages of instruction, these figures roughly representing the number of years required for reaching these stages.

DISTRICT.	Population of school-going age.			Pupils in upper primary stage as in Education General Table V.			PUPILS IN LOWER PRIMARY STAGE.						Total.	Merit-marks.			Percentage of pupils to population of school-going age.			Percentage of merit-marks to population of school-going age.				
							Reading printed books, as in Education General Table V.			Not reading printed books, as in Education General Table V.														
	Male.	Female.	Total.	Male.	Female.	Total.	Male.	Female.	Total.	Male.	Female.	Total.	Male.	Female.	Total.	Male.	Female.	Total.	Male.	Female.	Total.	Male.	Female.	Total.
1	2	3	4	5	6	7	8	9	10	11	12	13	14	15	16	17	18	19	20	21	22	23	24	25
Burdwan ... ..	192,450	106,351	298,781	3,754	27	3,781	20,072	1,517	30,589	6,106	424	6,550	38,952	1,968	43,740	112,112	5,110	117,222	40.7	1.8	20.9	109.4	4.8	56.1
Birbhum ... ..	58,445	61,229	119,674	1,493	26	1,519	15,073	578	15,651	2,594	489	6,083	22,100	1,093	23,253	53,278	2,353	60,631	37.9	1.7	19.4	99.8	3.4	50.7
Bankura ... ..	78,891	81,559	160,450	2,305	27	2,332	27,434	3,020	30,454	4,108	591	4,789	33,937	3,638	37,675	98,025	3,788	107,811	43.0	4.4	23.4	124.3	12.9	67.1
Midnapore ... ..	196,215	195,512	394,727	4,003	50	4,053	74,202	3,464	77,686	32,888	2,532	35,480	111,038	6,108	117,199	275,509	13,234	288,743	58.6	3.0	29.6	140.4	6.6	73.1
Hooahly ... ..	76,377	78,708	155,143	3,119	97	3,216	28,410	1,640	28,050	8,249	1,007	9,256	37,778	2,744	40,522	103,074	6,412	109,486	49.5	3.5	26.1	134.9	8.2	70.6
Howrah ... ..	57,728	56,817	114,545	2,144	66	2,210	18,983	1,013	20,011	7,539	499	8,038	28,676	1,583	30,259	75,338	3,833	79,121	49.9	2.7	26.4	130.3	6.8	69.0
Total for the Burdwan Division.	570,084	583,234	1,153,318	16,818	293	17,111	101,184	11,237	202,421	64,594	5,602	70,196	272,596	17,132	289,728	722,236	40,778	763,014	47.5	2.9	25.1	126.7	6.9	66.1
24-Parganas ... ..	148,892	135,413	283,805	3,603	47	3,650	41,052	3,120	45,072	15,294	1,869	17,163	60,849	5,036	65,885	159,165	11,464	170,629	41.06	3.7	23.2	107.2	8.4	60.1
Nadia ... ..	120,322	126,294	246,616	2,108	9	2,117	17,768	1,787	19,555	5,503	1,246	6,749	25,379	3,042	28,421	69,347	6,652	75,999	21	2.4	11.5	57.6	5.2	30.8
Murshidabad ... ..	90,849	96,792	187,641	1,731	6	1,737	17,753	821	18,579	3,518	307	3,825	23,007	1,134	24,141	65,447	2,800	68,247	25.3	1.1	12.8	73.0	2.1	63.3
Jessore ... ..	141,200	142,124	283,324	2,132	13	2,145	25,097	1,822	27,559	6,276	1,162	7,438	34,125	3,037	37,162	94,127	6,813	100,940	24.1	2.1	13.1	65.9	4.8	35.6
Khulna ... ..	92,697	83,951	176,648	1,917	19	1,936	20,118	1,569	21,684	6,167	770	6,937	28,202	2,355	30,557	74,106	5,563	81,669	30.4	2.8	17.2	82.1	6.6	46.2
Total for the Presidency Division.	593,480	584,574	1,178,034	11,511	94	11,605	123,293	9,150	132,449	36,768	5,954	42,112	171,562	14,604	186,166	464,192	33,292	497,484	28.8	2.4	15.8	78.2	5.6	42.2
Calcutta ... ..	40,000	35,000	84,000	4,750	353	5,103	10,841	3,806	14,647	2,455	1,923	4,378	18,046	6,082	24,128	58,728	15,106	73,834	36.8	17.3	23.7	119.8	43.1	87.8
Rajshahi ... ..	98,150	98,849	196,999	791	9	800	13,216	524	13,770	2,455	165	2,620	18,492	693	19,180	46,148	1,782	47,930	18.8	.7	8.7	47.0	1.8	24.5
Dinajpur ... ..	121,607	111,668	233,375	787	5	792	19,229	690	19,919	818	88	904	20,834	781	21,615	62,440	2,181	64,621	17.1	.7	9.2	51.3	1.9	27.6
Jalpaiguri ... ..	54,698	47,503	102,201	392	3	395	9,135	604	9,739	96	3	129	9,823	640	10,463	29,461	1,860	31,321	17.5	1.3	10.0	53.8	3.9	30.5
Darjeeling ... ..	18,456	15,040	33,496	121	2	123	1,509	118	1,627	1,062	213	1,275	2,773	333	3,106	6,437	677	7,114	15.0	2.2	9.2	34.8	3.3	20.9
Rangpur ... ..	159,271	150,547	309,818	1,288	16	1,304	19,180	875	20,055	2,220	144	2,364	22,668	1,035	23,723	66,200	2,849	69,049	14.2	.8	7.6	41.5	1.8	22.2
Bogra ... ..	62,837	59,786	122,623	798	5	801	10,239	223	10,464	2,358	121	2,479	13,398	351	13,744	37,055	821	37,876	21.3	.5	11.2	58.9	1.3	30.8
Pabna ... ..	101,686	102,672	204,358	1,810	7	1,817	13,292	599	13,891	2,731	501	3,232	17,833	1,107	18,940	51,657	2,333	53,990	17.5	1.07	9.3	50.8	2.2	26.4
Total for the Rajshahi Division.	616,905	585,965	1,202,870	5,985	47	6,032	85,911	3,635	89,546	11,740	1,263	13,003	103,636	4,945	108,581	299,398	12,403	311,801	16.7	.8	9.0	48.5	2.1	25.9
Dacca ... ..	180,087	183,010	363,097	4,187	41	4,228	37,007	2,178	39,185	8,141	1,241	9,382	49,335	3,460	52,795	140,079	7,990	148,077	27.3	1.9	14.5	77.7	4.3	40.8
Mymensingh ... ..	263,202	252,635	515,837	3,767	26	3,793	44,633	3,897	47,470	8,020	1,127	9,147	56,410	3,990	60,400	160,704	9,768	170,472	21.0	1.5	11.5	59.9	3.8	32.7
Faridpur ... ..	135,974	137,557	273,531	2,273	100	2,373	23,094	3,713	26,707	7,814	1,889	9,703	34,080	4,702	38,782	91,166	10,528	101,694	25.0	3.4	14.1	69.2	7.6	37.1
Backergunge ... ..	155,666	157,428	313,094	2,807	52	2,859	51,518	3,302	54,820	23,649	2,627	26,276	77,974	5,981	83,955	192,238	12,793	205,031	47.0	3.7	25.9	116.0	8.1	63.4
Total for the Dacca Division.	750,019	730,530	1,480,549	13,023	219	13,242	157,152	11,030	168,182	47,624	6,884	54,508	217,799	18,133	235,932	584,195	41,009	625,204	29.0	3.4	15.9	77.9	5.6	42.2
Tippura ... ..	139,770	130,690	270,460	2,720	14	2,734	35,454	2,692	38,146	10,180	2,295	12,475	48,354	5,001	53,355	3,143	10,441	140,583	35.3	3.8	19.9	95.0	7.9	52.5
Noakhali ... ..	76,309	75,144	151,453	1,767	3	1,770	20,434	1,344	21,778	8,464	1,827	10,291	36,055	3,174	39,229	96,551	5,874	102,425	48.0	4.2	26.3	126.5	7.8	67.6
Chittagong ... ..	92,390	101,145	193,535	2,732	14	2,746	33,918	2,655	36,583	2,392	636	3,078	39,042	3,365	42,407	117,800	8,751	126,557	42.2	3.3	2.9	137.4	8.6	65.3
Chittagong Hill Tracts ... ..	8,935	7,155	16,093	17	1	18	886	86	927	...	...	...	903	42	945	2,743	1.28	2,871	10.1	.5	5.8	30.6	1.7	17.8
Total for the Chittagong Division.	314,394	314,137	628,531	7,226	32	7,258	98,692	6,742	105,434	31,036	4,808	35,844	124,964	11,582	136,530	347,242	25,104	372,436	39.7	3.6	21.7	110.4	8.0	69.2



Patna ... ..	129,859	135,490	285,349	1,044	15	1,069	21,301	886	22,187	13,439	877	14,316	35,784	1,778	37,562	82,562	3,810	86,172	27'5	1'3	14'1	63'5	2'6	33'4
Gaya ... ..	156,751	103,998	280,749	909	1	910	13,445	1,039	14,484	8,980	690	9,670	23,334	1,730	25,064	53,809	3,812	57,672	14'8	1'6	9'6	34'3	3'6	22'1
Shahabad ... ..	148,619	160,880	308,499	965	...	965	8,830	187	9,017	8,024	249	8,273	17,819	486	18,265	39,339	810	40,149	11'9	2'7	5'8	26'4	5	12'9
Saran ... ..	170,088	200,932	370,120	812	...	812	14,468	767	15,235	7,724	1,254	8,978	23,002	2,021	25,023	55,182	3,555	58,737	13'5	1'0	6'7	32'4	1'2	15'8
Champaran ... ..	140,420	138,469	278,919	395	...	395	9,785	158	9,943	10,900	211	11,111	21,800	369	21,440	42,230	685	42,915	15'0	2'6	15'2	30	4	30'4
Muzaffarpur ... ..	186,806	210,910	408,716	782	...	782	10,932	363	11,295	8,888	386	9,274	20,602	749	21,351	45,594	1,475	47,069	10'5	3	5'2	23'2	6	11'4
Darbhangha ... ..	205,647	214,645	420,292	624	...	624	15,870	326	16,196	6,430	352	6,782	22,924	678	23,602	57,160	1,330	58,490	11'14	3'1	5'6	27'9	6'2	13'9
Total for the Patna Division	1,147,190	1,164,454	2,311,644	5,531	16	5,547	94,629	3,726	98,355	64,385	4,019	68,404	164,545	7,761	172,306	375,927	15,277	391,204	14'31	6'6	7'45	52'77	1'3	16'42
Monghyr ... ..	148,060	157,342	305,402	741	2	743	11,587	1,699	13,286	9,716	2,248	11,964	22,044	3,949	25,993	48,182	7,355	55,537	14'9	2'5	8'5	32'5	4'8	18'1
Bhagalpur ... ..	156,730	154,175	304,905	711	9	720	10,707	1,659	11,265	6,863	768	7,631	18,281	1,336	19,617	42,539	2,400	45,029	12'1	8	6'4	28'2	1'6	14'7
Purnea ... ..	149,024	142,674	291,698	476	2	478	9,032	322	9,354	8,235	403	6,638	15,743	727	16,470	35,711	1,379	37,090	10'5	6	5'8	23'9	9	12'7
Malda ... ..	59,987	62,250	122,237	993	2	995	7,565	275	7,840	3,944	353	3,297	11,502	630	12,132	30,604	1,188	31,792	19'1	1	9'9	51	1'9	25
Sonthal Parganas ... ..	130,585	132,544	263,129	981	62	1,043	12,645	588	13,233	4,567	267	4,634	17,993	917	18,910	47,207	2,341	49,548	14'9	7	7'8	39	1'9	20'3
Total for the Bhagalpur Division	638,386	648,985	1,287,371	3,902	77	3,979	51,636	3,443	54,979	30,125	4,039	34,164	85,563	7,559	93,122	204,243	14,753	218,996	13'4	1'1	7'2	32	2'3	17
Cuttack ... ..	141,083	149,667	290,650	1,084	42	1,126	29,198	1,287	30,485	18,371	1,395	19,763	48,653	2,724	51,377	111,385	5,406	116,851	34'4	1'8	17'6	78'9	3'6	40'2
Balasore ... ..	72,245	76,948	149,193	756	23	779	19,180	1,056	20,236	12,374	923	13,297	32,300	2,062	34,292	75,634	4,206	77,840	44'6	2'6	23'9	101'9	5'4	52'1
Angul ... ..	12,865	12,643	25,508	80	2	82	1,475	89	1,564	1,081	71	1,152	2,640	162	2,808	5,956	348	6,304	20'5	1'2	11	46'2	2'7	24'7
Puri ... ..	71,179	70,670	141,749	640	8	648	19,751	711	20,462	3,744	252	3,996	17,135	971	18,106	45,197	2,425	47,622	24	1'3	12'7	63'4	8'4	33'5
Total for the Orissa Division	297,372	308,728	607,100	2,670	75	2,645	62,584	3,143	65,727	35,570	2,641	38,211	100,724	5,859	106,583	236,172	12,445	248,617	33'8	1'8	17'5	79'4	4'0	40'9
Mayurbhanj ... ..	29,882	39,663	79,895	118	...	118	2,083	46	2,129	1,728	78	1,803	3,929	121	4,050	8,567	219	8,789	9'8	3	5'07	21'4	5	10'9
Keonjhar and Nilgiri ... ..	22,941	22,702	45,643	154	...	154	824	33	857	1,843	58	1,901	2,821	91	2,912	5,085	167	5,242	43'2	1'8	22'8	87'5	3	45'
Dhenkanal ... ..	17,808	17,934	35,742	128	3	131	2,521	108	2,629	440	22	462	3,089	133	3,222	6,643	361	7,004	17'34	7	9'01	48'5	2'1	25'1
South Mahanadi ... ..	26,855	26,550	53,415	123	1	124	1,184	25	1,209	1,247	18	1,265	2,554	44	2,598	5,414	99	5,612	9'6	1	4'9	20'1	3	10'3
North ditto ... ..	19,911	19,904	39,815	119	5	124	1,028	37	1,065	1,465	23	1,488	2,612	65	2,677	5,144	159	5,303	13'3	3	4'8	25'7	7	13'3
Total for the Orissa Tributary Mahals	127,407	127,043	254,450	642	9	651	7,640	249	7,889	6,723	198	6,919	15,005	454	15,459	32,853	988	33,841	11'7	3'5	6'7	25'7	7'7	13'2
Hazaribagh ... ..	85,044	89,603	174,647	791	32	823	6,067	536	6,603	7,205	1,104	8,309	14,063	1,672	15,735	29,361	2,872	32,233	16'5	1'9	9	34'5	3'2	18'2
Lohardaga ... ..	82,780	86,551	169,331	635	24	659	11,421	1,323	12,744	7,962	1,431	9,393	20,018	2,778	22,796	45,400	5,520	50,920	24'2	2'6	13'5	54'8	6'4	30'1
Palamanu ... ..	44,148	45,388	89,516	186	...	186	2,566	125	2,691	3,237	261	3,498	5,989	366	6,375	11,865	636	12,501	13'5	8	7'1	28'8	1'4	13'9
Manbhum ... ..	88,980	90,019	178,999	569	2	571	10,417	393	10,810	4,294	334	4,628	15,280	729	16,009	38,390	1,523	39,913	17'1	1'6	8'9	43'1	1'6	22'3
Singbhum ... ..	40,712	41,110	81,822	509	18	527	7,935	432	8,367	4,380	330	4,710	12,824	780	13,604	30,730	1,716	32,446	31'4	1'8	16'6	75'4	4'1	39'6
Total for the Chota Nagpur Division	341,664	352,651	694,315	2,690	76	2,766	38,406	2,309	41,215	27,078	3,480	30,538	68,174	6,345	74,519	155,746	12,267	168,013	19'9	1'7	10'7	45'6	3'5	24'2
GRAND TOTAL	5,461,912*	5,494,642*	10,956,554*	74,643	1,291	75,939	919,808	53,976	978,844	348,088	40,189	388,277	1,342,604	100,456	1,443,060	3,480,932	223,572	3,704,504	24'6	1'8	13'2	63'7	4'1	33'8
GRAND TOTAL FOR 1894-95...	5,461,912	5,494,642	10,956,554	74,817	1,183	76,000	881,438	53,862	940,800	351,384	39,723	391,107	1,307,639	99,768	1,407,407	3,369,783	222,224	3,592,007	24	1'8	12'9	61'9	4	33'8

\* 15 per cent. of the population of Bengal.

PRIMARY  
EDUCATION.

The increase in the percentage of pupils in proportion to the population of a school-going age in the different primary stages (column 22) from 12·9 to 13·2 is satisfactory. The difference between one district and another in this respect is, as pointed out in previous reports, the effect of two causes, namely—(1) the pre-existence of an indigenous system of mass education in tracts like the Burdwan, Presidency, Dacca, Chittagong, and Orissa Divisions, in which consequently the department had its field of operation already prepared, and (2) the way in which the primary grant is administered.

The increase in merit marks (column 19), which represent the numerical value of the educational result, by 1,12,497 or 3·1 per cent., though not commensurate to an increased cost of 7 per cent. on primary education, confirms the view expressed in previous reports that, after all, the progress of primary education is chiefly a question of money.

The percentages given in column 25 of the foregoing statement supply the most valid basis of comparison between the educational advancement of the different districts. They show what progress the districts have made in respect of primary education as tested by the number of pupils who have attained to the prescribed standards, in comparison with the number who are of an age to attend school. Judged by this standard, Calcutta, of course, as the metropolis, occupies the foremost position with a percentage of 87·8, and next to it stand in order Midnapore, Hooghly, Howrah, Noakhali, and Bankura. The progress in Noakhali, however, as explained in paragraph 105, is a doubtful quantity. Speaking generally, the effects of comparison by this standard do not materially differ from those arrived at when the figures in column 22 only are kept in view, Calcutta heading the list in either case, and the Burdwan, Chittagong, Dacca and Presidency Divisions following it in order.

116. UPPER PRIMARY SCHOOLS.—The following statement shows the statistics of attendance and expenditure in upper primary schools for Indian boys during the year:—

CLASS OF SCHOOLS.	Number of schools.	Number of pupils on the rolls on the 31st March 1894.	Average number on the rolls monthly.	Average daily attendance.	EXPENDITURE—					TOTAL.
					From public funds.			From private funds.		
					Provincial revenues.	District funds.	Municipal funds.	Fees, &c.	Other sources.	
1	2	3	4	5	6	7	8	9	10	11
<i>Upper Primary Schools.</i>										
Managed by Government ... ..	10	265	253	149	Rs. 1,922	Rs. ...	Rs. ...	Rs. ...	Rs. 9	Rs. 1,931
Ditto by District or Municipal Boards ... ..	11	464	461	319	...	589	1,083	200	...	1,872
Aided by Government or by District or Municipal Boards ... ..	3,700	144,777	135,700	106,661	39,660	1,45,102	15,413	2,21,679	66,528	4,88,382
Unaided ... ..	223	7,564	6,941	5,161	...	...	...	9,909	9,962	19,871
Total ... ..	3,944	153,070	143,355	112,290	41,582	1,45,691	16,496	2,31,788	76,499	5,12,056
Total for 1894-95 ... ..	3,901	150,878	138,228	108,583	40,272	1,38,819	14,593	2,19,050	72,148	4,94,882

The number of departmental schools was 10, the same as in the preceding year, 9 of them being in the Orissa Division and 1 in the Patna Division. The schools maintained by District and Municipal Boards declined from 13 to 11. One such school was abolished in the Mymensingh district, and two in Orissa were transferred to the aided list, while a new school was started by the Jamalpur Municipality in the district of Monghyr. The 11 schools now returned are thus distributed:—Dacca Division 3, Bhagalpur 1, and Orissa 7. The maintenance of these as well as the departmental schools are justified by the exceptional backwardness of the localities in which they work. The aided schools have advanced from 3,632 to 3,700, or by 1·8 per cent., and their pupils from 141,881 to 144,777, or by 2 per cent. The unaided schools, on the other hand, show a small decrease (from 246 with 8,255 pupils to 223 with 7,564 pupils). This is doubtless due to the transfer of some of the most successful among them to the aided list.

In all there has been a gain of 43 schools and of 2,192 pupils. There was a loss of 19 schools in the Rajshahi Division, 6 in Chittagong, and 2 in Chota

Nagpur, but this was more than neutralised by an increase of 35 schools in the Dacca Division, 19 in Bhagalpur, 8 in Patna, 5 in Calcutta, 2 in Orissa, and 1 in the Presidency.

The total expenditure shows an increase of Rs. 27,174, or 5.6 per cent. The contributions from Provincial revenues have advanced by Rs. 1,310, or 3.2 per cent.; from District Funds by Rs. 6,872, or 4.9 per cent.; from Municipal Funds by Rs. 1,903, or over 13 per cent.; and from local sources by Rs. 17,089, or 5.8 per cent. The average earnings of upper primary schools, aided and unaided, taken together, amounted to Rs. 129.8 of which Rs. 49.1 was paid from public sources against Rs. 124 and Rs. 49.10 respectively in the preceding year.

117. The following table classifies the upper primary schools for boys in each division according to their numerical strength:—

Division.	Total number of schools.	Total number of pupils.	SCHOOLS WITH 50 PUPILS AND MORE.		SCHOOLS WITH 40 PUPILS AND LESS THAN 50.		SCHOOLS WITH 30 PUPILS AND LESS THAN 40.		SCHOOLS WITH 20 PUPILS AND LESS THAN 30.		SCHOOLS WITH 10 PUPILS AND LESS THAN 20.		Average number of pupils in upper primary schools.
			Schools.	Pupils.	Schools.	Pupils.	Schools.	Pupils.	Schools.	Pupils.	Schools.	Pupils.	
1	2	3	4	5	6	7	8	9	10	11	12	13	14
Burdwan ... ..	798	20,254	144	8,763	104	7,171	259	8,501	177	4,449	68	970	37.4
Presidency ... ..	516	20,661	100	6,022	133	5,311	164	5,567	90	2,296	20	363	40
Calcutta ... ..	20	1,363	15	1,171	3	138	2	74	...	...	...	...	69.1
Rajahahi ... ..	435	15,798	71	4,170	78	3,399	145	4,060	111	2,730	30	697	36.3
Dacca ... ..	797	22,317	110	6,600	145	6,327	233	6,533	248	6,149	47	728	35.5
Chittagong ... ..	453	18,943	118	7,456	111	4,328	139	4,666	68	1,715	17	278	41.8
Patna ... ..	317	10,926	102	6,347	83	3,087	39	1,399	11	363	...	...	50.3
Bhagalpur ... ..	265	11,050	77	4,951	57	2,609	49	1,677	71	1,773	...	...	46
Orissa ... ..	225	8,810	15	687	33	1,453	103	3,374	103	2,608	19	187	32.1
Orissa Tributary Mahala ... ..	83	1,800	3	188	10	433	24	813	13	324	3	43	33.9
Chota Nagpur ... ..	127	6,639	40	2,763	32	1,373	38	1,306	18	371	2	28	45.8
Total ... ..	3,344	153,070	804	40,874	834	36,434	1,203	40,706	901	22,705	203	3,363	38.8
Total for 1895-96 ... ..	3,763	141,483	702	44,140	713	31,143	1,112	37,687	991	24,432	245	4,073	37.5

As this table was not inserted in last year's report, and the details of that year not being forthcoming, the figures have to be compared with those of the next preceding year. It is seen that, notwithstanding an increase in the number of schools, the number of weak schools (that is, those with an attendance of between 10 and 20, and 20 and 30 pupils) has been greatly reduced. The average strength of an upper primary has also risen from 37.5 to 38.8 in two years.

118. Upper primary scholarship examination.—The results of the upper primary scholarship examination for Indian boys, so far as candidates from upper primary schools (including private students) are concerned, are shown below for each division:—

Divisions.	NUMBER OF INSTITUTIONS SENDING CANDIDATES.								NUMBER OF CANDIDATES.					NUMBER PASSED FROM—					RACE OR CREED OF PASSED SCHOLARS.								
	Institutions under public management.		Aided institutions.		Other institutions.		Total.		Institutions under public management.	Aided institutions.	Other institutions.	Private students.	Total.	Institutions under public management.	Aided institutions.	Other institutions.	Private students.	Total.	Europeans and Eurasians.	Hindus.	Brahmins.	Muhammadians.	Native Christians (non-aboriginal).	Christians.	Non-Christians.	Others.	
	Competing schools.	Successful schools.	Competing schools.	Successful schools.	Competing schools.	Successful schools.	Competing schools.	Successful schools.																			
	1	2	3	4	5	6	7	8	9	10	11	12	13	14	15	16	17	18	19	20	21	22	23	24	25	26	27
Burdwan ... ..	...	...	633	418	55	53	688	451	...	1,492	111	6	1,609	...	723	55	3	779	...	762	...	25	...	...	...	...	...
Presidency ... ..	...	...	287	233	10	5	397	239	...	602	...	23	...	...	443	15	30	448	...	370	...	70	...	...	...	...	...
Calcutta ... ..	...	...	10	12	...	...	22	18	...	32	...	...	...	...	1	...	...	1	...	...	...	...	...	...	...	...	...
Rajahahi ... ..	...	...	203	184	...	...	289	184	...	473	...	...	...	...	311	...	...	318	...	162	...	151	...	...	...	...	...
Dacca ... ..	...	...	427	383	...	...	468	370	...	1,093	...	...	...	...	661	10	5	698	...	639	...	166	...	...	...	...	...
Chittagong ... ..	...	...	294	240	...	...	397	243	...	766	...	...	...	...	441	9	12	462	...	299	...	156	...	...	...	...	...
Patna ... ..	...	...	155	127	...	...	156	128	...	311	...	...	...	...	225	...	...	217	...	157	...	15	...	...	...	...	...
Bhagalpur ... ..	...	...	154	133	...	...	167	134	...	365	...	...	...	...	233	...	...	235	...	188	...	42	...	...	...	...	...
Orissa ... ..	...	...	161	98	...	...	174	110	...	304	...	...	...	...	14	...	...	163	...	161	...	3	...	...	...	...	...
Orissa Tributary Mahala ... ..	...	...	...	...	...	...	30	21	...	...	...	...	...	...	...	...	...	28	...	1	...	...	...	...	...	...	...
Chota Nagpur ... ..	...	...	85	51	...	...	85	51	...	168	...	...	...	...	68	...	...	72	...	65	...	2	...	...	...	...	...
Total for 1895-96 ... ..	18	11	2,511	1,800	113	71	2,637	1,942	18	5,769	240	145	6,162	14	3,350	119	83	3,466	...	2,793	...	638	6	19	19	5	
Total for 1894-95 ... ..	14	11	2,377	1,648	93	54	2,484	1,613	23	5,517	200	123	5,868	16	3,605	76	54	3,781	...	3,275	...	419	1	18	30	8	

PRIMARY  
EDUCATION.

The schools which presented pupils at the examination rose by 153, or 6·7 per cent., while those which passed them rose by 329, or 20·4 per cent. Similarly, the number of candidates who attended the examination rose by 294, or 5 per cent., while the number of those who came off successful rose by 715, or 26 per cent. If the comparison be regarded as in any way a criterion of progress, the results may be considered as satisfactory. The percentage of success was 56·2, against 46·8 in the preceding year. The Muhammadans have got more than their share in the general increase, the number of successful candidates, so far as they are concerned, having risen by 219, or 52 per cent. The increase has taken place in all the Divisions except Patna, Bhagalpur, and the Orissa Tributary Mahals, in which there has been some falling off. The only unsatisfactory feature is the falling off in the number of aborigines, both Christian and non-Christian.

The upper primary scholarship examination was conducted by Circle Inspectors who appointed Examiners for the several divisions, their remuneration being paid from the balance left out of the fee-receipts after defraying the cost of examination.

The operation of the rule that no candidate can be allowed to attend the upper primary examination without having previously passed through the lower primary standard, which was sanctioned two years ago, has been postponed till the examination to be held in October 1897, to give the schools time to comply with the new requisition.

119. The following statement shows the results of the upper primary scholarship examination for boys (candidates from upper primary schools and private candidates) for the last four years:—

YEAR.	Competing schools.	Successful schools.	Candidates examined.	Successful candidates.	Percentage of successful schools.	Percentage of successful candidates.
1	2	3	4	5	6	7
1892-93 ...	2,460	1,694	5,615	2,895	68·8	51·5
1893-94 ...	2,532	1,858	6,068	3,297	73·3	54·3
1894-95 ...	2,484	1,613	5,868	2,751	65·	46·8
1895-96 ...	2,637	1,942	6,162	3,466	73·	56·2

The temporary falling off during 1894-95, owing to exceptional circumstances, has now been followed by the order of progress by which the results had been characterised in the three preceding years.

120. LOWER PRIMARY SCHOOLS.—The following table shows the attendance and expenditure in lower primary schools for Indian boys during the year:—

CLASS OF SCHOOLS.	Number of schools.	Number of pupils on the rolls on the 31st March 1896.	Average number on the rolls monthly.	Average daily attendance.	EXPENDITURE—					Total.	
					From public funds.			From private funds			
					Provincial revenue.	District funds.	Municipal funds.	Fees, &c.	Other sources.		
1	2	3	4	5	6	7	8	9	10	11	
<i>Lower Primary Schools.</i>											
Managed by Government ...	13	379	385	179	1,299	...	...	...	...	...	1,299
Ditto by District and Municipal Boards ...	7	221	191	135	...	228	365	270	...	...	663
Aided by Government or by District or Municipal Boards ...	33,438	854,776	782,178	638,768	1,14,145	3,86,468	35,758	11,83,481	2,77,370	20,02,172	414,297
Unaided ...	13,696	291,980	206,266	171,562	...	...	...	1820,101	94,186	...	...
Total ...	47,054	10,87,356	988,970	810,644	1,15,444	3,86,696	36,123	15,08,802	3,71,566	24,18,631	
Total for 1894-95 ...	45,897	10,55,253	946,889	778,031	1,02,294	354,318	33,751	14,51,556	3,53,059	22,94,978	

As in the case of upper primary schools, almost all the departmental schools (against 10 in the preceding year) are situated in the Khondmal subdivision

of the Angul district, a tract so backward that fees can not be levied from the pupils. The schools managed by District and Municipal Boards remain the same as before, with their numerical strength slightly improved. Five of them have been returned from the Rajshahi Division and two from Dacca. Aided schools have declined by 427, or 1·2 per cent., while the pupils attending them have increased by 5,426, or ·7 per cent. As it is probable that the loss of aided schools indicates greater strictness in the selection of schools for payment of public money, ignoring the claims of weak and inefficient ones, the disappearance of a small number of these institutions may be regarded as a not unsatisfactory feature of the year's operations. It is for this cause to some extent that we find that the unaided schools have increased by 1,581, or 13·2 per cent., and their pupils by 26,540, or 12·9 per cent.

The total expenditure has increased by Rs. 1,23,653, or 5·4 per cent., the contributions from provincial revenues having advanced by Rs. 13,150, or 12·8 per cent., from district funds by Rs. 32,378, or 9·1 per cent., from municipal funds by Rs. 2,372, or 7 per cent., and from local sources by Rs 75,753, or 4·2 per cent. The average income of lower primary schools, aided and unaided, taken together, was Rs. 51·7 from all sources, of which Rs. 11·7 was contributed from public funds, the corresponding figures for the two preceding years having been Rs. 49 and Rs. 9·14 respectively in 1893-94 and Rs. 50 and Rs. 10·10 in 1894-95.

121. The following statement compares the number and strength of lower primary schools, division by division, for the past two years :—

DIVISION.	1894-95.		1895-96.		Increase of schools.	Decrease of schools.
	Schools.	Pupils.	Schools.	Pupils.		
Burdwan ...	9,557	231,829	9,303	228,191	...	254
Presidency ...	4,406	127,070	4,348	128,269	...	58
Calcutta ...	170	8,017	176	7,992	6	...
Rajshahi ...	2,960	78,349	2,971	77,291	11	...
Dacca ...	6,729	153,222	7,402	166,646	673	...
Chittagong ...	4,118	101,643	3,752	98,173	...	366
Patna ...	5,908	137,772	6,144	147,294	236	...
Bhagalpur ...	3,155	66,353	3,266	70,964	111	...
Orissa ...	5,821	84,964	6,204	92,053	383	...
Orissa Tributary Mahals ...	1,015	11,866	1,108	12,519	93	...
Chota Nagpur ...	2,058	54,168	2,380	59,964	322	...
Total ...	45,897	1,055,253	47,054	1,087,356	1,836	678
			Net increase		...	1,157

The fluctuations here exhibited have already been noticed in detail in marking the rise and fall of the number of primary schools in general. Mr. Nolan, Commissioner of the Rajshahi Division, remarks as regards that division :—“The most marked characteristic of the year is the decrease in the number of pupils. I agree with the Inspector in attributing it to the less prosperous condition of the people; the harvests were inferior and sickness was very prevalent.”

122. The following table classifies lower primary schools for boys, division by division, according to their numerical strength :—

DIVISION.	Total number of schools.	Total number of pupils.	SCHOOLS WITH 50 PUPILS AND MORE.		SCHOOLS WITH 40 PUPILS AND LESS THAN 50.		SCHOOLS WITH 30 PUPILS AND LESS THAN 40.		SCHOOLS WITH 20 PUPILS AND LESS THAN 30.		SCHOOLS WITH 10 PUPILS AND LESS THAN 20.		Average number of pupils in lower primary schools.
			Schools.	Pupils.	Schools.	Pupils.	Schools.	Pupils.	Schools.	Pupils.	Schools.	Pupils.	
1	2	3	4	5	6	7	8	9	10	11	12	13	14
Burdwan ...	9,303	226,191	394	24,002	573	25,179	1,343	45,455	3,097	73,038	3,956	58,517	24·3
Presidency ...	4,348	128,269	348	21,121	463	20,236	1,030	34,898	1,554	37,547	953	14,477	29·5
Calcutta ...	176	7,992	64	4,051	44	1,874	36	1,335	25	821	7	111	45·4
Rajshahi ...	2,971	77,291	110	6,487	214	9,301	572	19,085	1,280	30,331	795	19,057	26
Dacca ...	7,402	166,646	190	11,437	316	13,518	1,014	33,912	2,498	67,959	3,394	49,822	22·5
Chittagong ...	3,752	98,173	184	11,034	288	12,381	719	23,787	1,298	30,694	2,537	20,327	28·1
Patna ...	6,144	147,294	242	14,767	354	15,457	972	32,629	1,989	47,360	2,637	37,081	23·6
Bhagalpur ...	3,266	70,964	77	4,773	123	5,592	389	13,151	681	23,436	1,691	24,010	21·7
Orissa ...	6,204	92,053	10	683	20	856	115	3,740	868	19,347	5,193	6,626	14·8
Tributary Mahals ...	1,108	12,519	...	...	6	346	20	647	67	1,550	524*	6,626	11·2
Chota Nagpur ...	2,380	59,964	100	6,182	132	5,664	427	14,147	881	21,188	840	12,783	25·1
Total ...	47,054	1,087,356	1,719	104,437	2,538	110,302	6,637	222,726	14,466	343,083	21,203	303,332	23·1
Total for 1893-94 ...	44,020	983,745	1,559	94,286	2,326	101,362	5,639	188,317	13,133	308,916	20,889	292,644	22·5

\* Excluding 481 schools with 3,476 pupils, which are attended by less than 10 pupils.

PRIMARY  
EDUCATION.

As explained in the case of upper primary schools, this table was not given in the last report. Hence the figures for the next preceding year have been inserted for the purpose of comparison. Schools of all sizes have increased in numbers during this biennial period, by far the greatest accession having taken place in those with between 30 and 40 and 20 and 30 pupils. The average number of pupils in each lower primary school has risen from 22·5 to 23·1.

123. *Lower primary scholarship examination.*—The following table summarises the results of the lower primary scholarship examination, so far as candidates from lower primary schools (including private candidates) are concerned:—

DIVISIONS.	NUMBER OF INSTITUTIONS SENDING CANDIDATES.								NUMBER OF CANDIDATES.					NUMBER PASSED FROM—				RACE OR CREED OF PASSED SCHOLARS.									
	Institutions under public management.		Aided institutions.		Other institutions.		Total.		Institutions under public management.	Aided institutions.	Other institutions.	Private students.	Total.	Institutions under public management.	Aided institutions.	Other institutions.	Private students.	Total.	Europeans and Eurasians.	Hindus.	Brahmins.	Muhammadans.	Native Christians (non-aboriginal).			Aboriginal races.	
	Competing schools.	Successful schools.	Competing schools.	Successful schools.	Competing schools.	Successful schools.	Competing schools.	Successful schools.															Native Christians.	Non-Christians.	Others.		
	1	2	3	4	5	6	7	8	9	10	11	12	13	14	15	16	17	18	19	20	21	22	23	24	25	26	27
Burdwan ...	...	...	2,696	1,752	5	3	2,701	1,755	...	9,484	10	42	9,536	...	4,200	3	13	4,216	...	3,921	...	273	...	...	...	22	...
Presidency ...	...	...	1,497	808	...	...	1,497	808	...	4,354	...	3	4,357	...	1,642	...	3	1,645	...	1,171	...	471	3	...	...	...	...
Calcutta ...	...	...	107	58	...	...	107	58	...	332	...	8	340	...	106	...	6	112	...	90	...	21	1	...	...	...	...
Rajshahi ...	3	2	1,157	605	7	2	1,167	609	10	2,706	8	8	2,732	7	1,016	2	6	1,051	...	397	...	630	...	...	...	...	...
Dacca ...	...	...	1,535	1,154	16	7	1,551	1,161	...	4,782	40	...	4,822	...	2,486	11	...	2,497	...	1,585	...	895	17	...	...	...	...
Chittagong ...	...	...	845	671	16	9	861	680	...	2,781	42	11	2,834	...	1,568	14	4	1,586	...	847	...	697	...	...	16	26	
Patna ...	...	...	1,821	1,672	...	...	1,821	1,672	...	7,629	...	244	7,873	...	6,148	...	215	6,363	...	5,824	...	537	1	...	1	...	
Bhagalpur ...	...	...	913	778	40	33	953	811	...	2,902	97	121	3,120	...	2,237	71	111	2,469	...	1,972	1	366	3	35	92	...	
Orissa ...	8	7	911	517	...	...	919	524	11	2,565	...	3	2,579	9	1,079	...	2	1,090	...	1,070	...	13	3	...	4	...	
Orissa Tributary Mahals.	...	...	...	...	43	42	43	42	...	...	84	...	84	...	...	70	...	70	...	63	...	...	...	...	8	...	
Chota Nagpur ...	...	...	789	405	4	3	793	408	...	1,801	5	40	1,846	...	688	3	14	705	...	549	...	44	1	6	105	...	
Total for 1895-96	11	9	12,271	8,420	131	99	12,413	8,523	21	39,336	286	430	40,123	16	21,220	174	374	21,784	...	17,488	1	3,947	29	41	252	26	
Total for 1894-95	11	8	10,986	7,794	268	135	11,263	7,937	31	35,252	613	312	36,208	19	19,191	230	235	19,675	...	15,746	...	3,611	20	41	231	26	

Taking all the divisions together, the number of competing schools rose by 1,150, or 10·2 per cent., of successful schools by 591, or 7·4 per cent., of examinees by 3,915, or 10·9 per cent., and of those who came off successful by 2,109, or 10·7 per cent. The number of successful Muhammadan candidates has advanced from 3,611 to 3,947, or by 9·3 per cent., and the other backward races also have shared in the general advancement of the year.

The lower primary scholarship examination is conducted under the general supervision of Circle Inspectors, each officer providing the same questions for all the schools in his circle, which are examined simultaneously under the superintendence of the district authorities at selected centres, the answer-papers being valued by Examiners locally appointed by the District Boards, with the approval of the Circle Inspector. The only element of diversity that now exists in such a system is, as was pointed out in the last report, the existence of a separate Board of Examiners for each district: it has not been found practicable to remove this by the appointment of the same Board of Examiners for all the districts which constitute an Inspector's circle, owing to the huge amount of work with which such a Board would have to cope in the event of such an arrangement being made.

A fee varying from one anna to two annas was charged to each candidate for this examination in all districts, except in a few backward places.

124. The following table shows the classification of lower primary schools for Indian boys only, according to the stages of instruction reached by them:—

DIVISION.	Schools that send pupils to the lower primary scholarship examination.		Schools in Standard A.		Schools in Standard B.		Schools teaching any lower standard.		Total.	
	Schools.	Pupils.	Schools.	Pupils.	Schools.	Pupils.	Schools.	Pupils.	Schools.	Pupils.
1	2	3	4	5	6	7	8	9	10	11
Burdwan ... ..	3,563	108,016	3,679	82,727	1,894	31,939	167	8,569	9,303	226,191
Presidency ... ..	1,806	62,063	1,791	49,419	699	16,823	52	959	4,348	128,269
Calcutta ... ..	106	5,475	44	1,783	26	734	...	...	176	7,992
Rajshahi ... ..	1,612	46,688	764	16,862	374	8,187	171	3,281	2,811*	74,986*
Dacca ... ..	2,713	73,495	1,792	41,220	1,585	29,685	1,312	22,246	7,402	166,646
Chittagong ... ..	1,011	34,618	1,202	31,084	734	14,834	805	17,637	3,752	98,178
Patna ... ..	2,810	81,311	2,113	44,872	1,185	20,236	36	875	6,144	147,294
Bhagalpur ... ..	1,460	38,535	1,028	19,641	741	12,093	37	695	3,204	70,904
Orissa ... ..	1,432	26,870	2,301	32,658	2,413	32,019	53	806	6,204	92,053
Orissa Tributary Mahals ... ..	62	1,385	240	3,071	618	6,469	188	1,604	1,108	12,519
Chota Nagpur ... ..	991	28,841	712	17,526	522	10,920	155	2,677	2,380	59,964
Total for 1895-96 ... ..	17,566	506,997	15,656	340,863	10,791	182,914	2,981	64,289	46,994*	1,085,663*
Total for 1894-95 ... ..	16,722	479,611	15,123	326,423	10,769	186,835	3,225	59,963	45,839	1,052,832†

\* Excludes 60 schools with 2,293 pupils on the hill portion of the Darjeeling district, the classification of which is not known.  
 † Excludes 58 schools with 2,421 pupils in the hill portion of Darjeeling, the classification of which is not known.

The increase of schools which send pupils to the scholarship examination from 16,722 to 17,566 during the past year is a satisfactory sign of progress. Standard A represents the second class of these schools; in this the lower primary course is partly read, 50 pages of the text book in language (Nutanpath) being prescribed. Standard B is still lower, corresponding to the 3rd class of a full-grown lower primary; in this class printed books are read, each school being at liberty to select what it likes from the authorised list. Any standard lower than these are too elementary to warrant the grant of rewards for proficiency in it.

Attempts are made to conduct the reward examinations *in situ*, but this is not always possible owing to the schools being too numerous for the Sub-Inspectors to get through them all during the cold weather months when these examinations are conducted. My own view is that if the examinations *in situ* be not over before the end of January the remaining schools should be examined at gatherings, otherwise it will be impossible for District Boards to pay the rewards earned before the 31st of March in each year.

125. *Night schools.*—All the divisional reports, except Dacca and Patna, give some account of night schools for adult labourers. The number returned is 811, of which only 2 (in the Burdwan Division) have reached the upper primary standard, 707 are lower primaries, and 2 (in Calcutta) are private institutions. There are 151 night schools in the Burdwan Division, 30 in the Presidency, 3 in Calcutta, 5 in Rajshahi, 128 in Chittagong, 111 in Bhagalpur, 51 in Orissa, and 332 in Chota Nagpur. There are also some night schools in the Dacca Division as appears from the fact that the Inspector has incidentally mentioned the establishment of some in the Mymensingh district during the year under report. Some districts, such as Bankura, Jessore, Rangpur, Noakhali, Purnea, Monghyr, the Sonthal Parganas, Cuttack, and Lohardaga appear to be particularly favourable to their growth, while in others they are very few and far between. Most of these schools are taught by the teachers of neighbouring day schools, who undertake this extra work to eke out their income, and it requires a good deal of circumspection to guard against the falsification of school registers and other abuses. That work is done in some of them will appear from the fact that 22 and 61 pupils from night schools passed the lower primary examination in the Burdwan and Chota Nagpur Divisions respectively.

126. *Text-books in primary schools.*—Each Inspector prescribes for his own circle the text-books in language for the upper primary scholarship examination, those in sanitation and history being prescribed by the Government. In either case the selection is limited to the list of authorised books published by the Text-book Committees, care being taken that the

pupils may not be put to any unnecessary hardship owing to frequent change of text-books or on account of their excessive bulk and price. The course is issued two years in advance of the examination, so that the students may read them from the second class. The text-books in other subjects are selected by the managers themselves, their choice as regards agriculture being limited to three books only which have been named by the Department. From the third class downwards the course of study is the same as that prescribed for lower primary schools and is simple enough, being in fact the old indigenous curriculum, with the addition of two printed primers, one in language and the other on sanitation: both prescribed by the Government, their total bulk being about 120 pages and price not more than 4 annas. This course, also is read in two years, the second class (standard A) being required to go through a part of it at least, in order that there may not be over pressure next year. Agriculture, a subject of extreme importance in a country like India, is an optional subject (with physics) in the upper primary course, and forms an integral part of the text-book in language appointed by Government for the lower primary examination.

127. *School post-offices.*—There appears to have been considerable expansion in the school post-office system, though in the absence of complete figures for the last two years it is impossible to say exactly to what extent progress has been made. Exclusive of the Gaya and Saran districts in the Patna Division, for which no statistics have been furnished, there were 596 post-offices under school-masters in the various parts of the Province. The Burdwan Division has returned 122, Presidency 94, Rajshahi 74, Dacca 127, Chittagong 42, Patna 11, Bhagalpur 17, Orissa 27, the Tributary Mahals 13, and the Chota Nagpur Division 69. A few are attached to high English schools and the rest to middle and primary schools, the extra remuneration which the teacher gets from the Postal Department varying from Rs. 10 to Rs. 2, according to the nature of the work he is called upon to perform. The Chota Nagpur Division has one school-postmaster getting Rs. 20 for his postal duties; but in this case it is not the post-office that is attached to the school, but the school (which the postmaster has been allowed to keep on a monthly grant of Rs. 2 from the primary fund) that is attached to the post-office.

As in previous years, some of the Deputy Inspectors are not in favour of this system, and have again expressed their disapproval in various ways. The Deputy Inspector of Backergunge says that in some cases the teachers in charge of post-offices are made to do their postal duties during school hours, and that some of the teachers (presumably of primary schools, in which the remuneration is small) care more for their postal than for their school duties. It is remarkable that this very district is the one specially selected for commendation by the Postmaster-General in a recently issued circular—"What can be done by an energetic Superintendent is seen in the Barisal Division; where the number of school post-offices has doubled in two years and the total number of post-offices increased by about 33 per cent., all of which new post-offices are yielding revenue to Government." In disposing of the Backergunge Deputy Inspector's and similar complaints, the Inspector of Schools, Eastern Circle, observes that the remedy lies entirely in the hands of the Deputy Inspector, for he can make teachers resign their posts as postmasters, or if they should prefer these posts, to resign their posts as teachers. But with a little tact it would not be necessary to go even so far, as the postal authorities will no doubt remedy all irregularities with promptitude as soon as they are brought to their notice. To secure success for a measure which is still in an experimental stage and which is alike advantageous to both the departments, the utmost harmony should prevail, and whenever there is any likelihood of friction between the local officers, the interference of superior officers should be promptly invoked. The fact is the two departments should work cordially hand in hand, and with a view to remove objection by those engaged in educational work, the postal authorities have provided in the rules that a teacher must not be called upon to do postal work during school hours. The suggestion of Mr. LeFeuvre, Assistant Inspector of Schools, Rajshahi Division, that no school-room is to be used as a post-office might with advantage be added to the rule. A note of complaint heard



from the Chittagong Division is of a different character. The Assistant Inspector of Schools writes as follows:—

PRIMARY  
EDUCATION.

The postal authorities are not willing to part with patronage, as they must if they make the school-master the postmaster also. Many such offices have been proposed from time to time, but the recommendations of the educational officers have not been much attended to. If the postal and educational officers were to work in harmony in extending the system, I think cheap post-offices might be established throughout the country, without injuring the schools to which they belonged.

The attention of the Postal Department has been invited to the remarks here quoted, though that this was hardly necessary will appear from the following passage taken from Mr. Stewart Wilson's recent circular:—

The Educational and Postal Departments are very closely allied. While the progress of the post-office depends on the spread of education, on the other hand the various facilities which the post-office brings to the door of educated men and women are among the best illustrations of the value of education and form not the least of incentives to parents to educate their children. The Heads of the Educational Department have both directly and indirectly cordially assisted in the development of the post-office. Without their aid such progress as has been made would, in large measure, have been impossible. This constant and valued co-operation must be reciprocated by all postal officers. Each Superintendent and Inspector is bound to do all in his power to smooth over any little difficulties which may arise in connection with the combination of postal and school duties. There is need of much tact and judgment in dealing with the school teachers themselves, as well as in correspondence and interviews with educational officers of every grade. Care must be taken to subordinate postal duties to educational work, to avoid anything at all like bullying, to be liberal in permitting school teachers when going on leave to make their own arrangements as regards their postal *locum tenens*, and to avoid asking for school teachers to be transferred from one place to another for purely postal reasons.

## VI.—SPECIAL INSTRUCTION.

SPECIAL  
INSTRUCTION.

128. Under this head are included (a) training schools for teachers, (b) all other institutions for professional or technical education, besides others of a miscellaneous kind. The following statement gives the comparative statistics of these schools for the past two years:—

Class of Institutions.	1894-95.		1895-96.	
	Schools.	Pupils.	Schools.	Pupils.
1	2	3	4	5
Training schools for masters ...	21	818	19	810
Ditto for mistresses ...	5	188	5	156
Guru-training classes attached to middle schools ...	149	664	90	488
Law schools ...	14	642	15	1,114
Medical schools* ...	9	1,784	12	1,854
Engineering and Survey schools ...	5	922	5	94
School of Art ...	1	270	2	284
Industrial schools ...	29	785	29	813
Other schools ...	18	701	12	423
Total ...	251	6,784	189	6,834

\* Including the Calcutta Medical College.

There was a net loss of 62 schools, but a gain of 100 pupils. The number of training schools for masters decreased by 2, owing to the abolition, in conformity with the orders of Government, of the Purnea training school in the Bhagalpur Division and of the Puri training school in the Orissa Division. The training schools for mistresses returned during the year were 5 as in the year before.

The number of guru-training classes attached to middle schools fell off from 149 to 90. These classes were abolished in the Burdwan, Dacca, Chittagong, and Orissa Divisions, and their number declined from 2 to 1 in the Bhagalpur and from 36 to 25 in the Chota Nagpur Division. On the other hand, their number advanced from 60 to 64 in the Presidency Division.

The law schools appear to have increased from 14 to 15, in consequence of the law classes attached to the Chittagong second grade College having been included in the returns this year. There was a gain of three medical schools, which were newly opened in Calcutta. The number of engineering and surveying schools remained stationary. A private School of art was newly established in Calcutta. The number of industrial schools shows no change. The "other schools" diminished by 6, viz., by 2 in the Burdwan, 2 in the Patna, and 2 in the Orissa Division.

## A.—TRAINING SCHOOLS.

129. The following table supplies the general statistics of training schools of different classes:—

	Number of Schools.		Number of pupils.		EXPENDITURE, 1895-96.					TOTAL.
					FROM PUBLIC FUNDS.			FROM PRIVATE FUNDS.		
	1894-95.	1895-96.	1894-95.	1895-96.	From Provincial revenues.	From District funds.	From Municipal funds.	From fees and fines.	From other sources.	
1	2	3	4	5	6	7	8	9	10	11
<b>TRAINING SCHOOLS FOR MASTERS—</b>										
Government ...	15	13	540	506	67,668	453	...	233	401	68,765
District Board ...	1	...	8	...	...	...	...	...	...	...
Aided ...	5	6	270	304	4,954	...	...	360	14,245	19,559
<b>TRAINING SCHOOLS FOR MISTRESSES—</b>										
Aided ...	4	5	155	156	3,552	...	...	962	12,186	16,700
Unaided ...	1	...	33	...	...	...	...	...	...	...
<b>GURU-TRAINING CLASSES ATTACHED TO MIDDLE SCHOOLS—</b>										
Government ...	131	83	559	408	4,147	...	...	...	...	4,147*
District Board ...	5	...	15	...	...	...	...	...	...	...
Aided ...	1	3	5	25	24	...	...	...	...	24
Unaided ...	12	4	85	55	...	...	...	...	...	...
Total ...	175	114	1,670	1,454	80,345	453	...	1,555	26,833	109,185
Total expenditure for 1894-95.	...	...	...	...	84,008	1,476	...	1,181	32,847	119,573

\* Exclusive of Rs. 274 spent on abolished classes in the Bhagalpur Division.

These schools fell off by 61 and their pupils by 216. The decrease is due to the abolition of 2 training schools for masters and of 59 guru-training classes attached to middle schools. The Government training schools for masters declined from 15 to 13, owing to the abolition of the Puri Training School and the transfer of the Taljhari School in the Sonthal Parganas to the aided list. The training schools for masters maintained by the District Board of Purnea was abolished under orders of Government. The number of aided schools increased by one, in consequence of the inclusion in it of the training school at Taljhari.

The number of training schools for mistresses continued to be 5 as in the preceding year, but the Church of England Zanana Mission School in Calcutta was transferred from the unaided to the aided list. The expenditure from the Provincial revenues shows a decrease of Rs. 3,723, from the district funds of Rs. 1,023, and from endowments and other sources of Rs. 6,015, while the fee-receipts increased by Rs. 374. The net result was a decrease of Rs. 10,387 in the total expenditure.

130. The following table furnishes the detailed statistics of these institutions:—

NAME OF SCHOOL.	NUMBER OF PUPILS ON THE ROLLS ON 31st MARCH—		Total expenditure in 1894-95.	EXPENDITURE, 1895-96.						Total.	Cost to Government per pupil per annum.
	1895.	1896.		FROM PUBLIC FUNDS—			FROM PRIVATE FUNDS.				
				From Provincial revenues.	From district funds.	From municipal funds.	From fees and fines.	From other sources.			
1	2	3	4	5	6	7	8	9	10	11	
<b>TRAINING SCHOOLS FOR MASTERS.</b>											
<i>Government—</i>											
<i>First grade—</i>											
1. Calcutta	69	76	11,925	11,289	...	...	38	...	11,327	154.6	
2. Hooghly	103	93	10,556	10,034	...	...	71	...	10,105	99.3	
3. Dacca	66	76	11,392	11,372	...	...	65	...	11,437	160.1	
4. Bangpur	52	41	6,042	5,968	...	...	5	...	5,973	121.8	
5. Chittagong	36	38	5,354	5,572	...	...	13	...	5,585	126.4	
6. Patna	58	59	10,844	10,129	...	...	...	...	10,129	206.7	
7. Ranchi	30	32	3,866	4,001	...	...	...	...	4,001	142.9	
8. Cuttack	42	57	6,282	6,406	...	...	41	...	6,447	142.8	
<i>Second grade—</i>											
1. Motihari (Champaran)	15	17	1,179	741	453	...	...	...	1,194	49.4	
<i>Third grade—</i>											
1. Palamau (Daltonganj*)	18	12	665	242	...	...	...	...	242	22	
2. Kokpara Puri	9	6	417	411	...	...	...	...	411	63.5	
3. Bainsore	10	10	1,298	1,126	...	...	...	...	1,126	Abolished.	
4. Angult Taljhari	10	10	788	377	...	...	...	401	778	93.8	
	7	...	492	...	...	...	...	...	...	37.7	
Total	540	506	72,485	67,668	453	...	238	401	68,755	130.9	
<i>District Board.</i>											
Guru-training school in Purnea	8	...	643	Abolished.	...	...	...	...	...	...	
<i>Aided—</i>											
1. Barrackpur Wesleyan Mission School	31	33	3,742	1,200	...	...	...	1,488	2,688	35.3	
2. Krishnagar C. M. S. Training School	23	11	5,792	1,500	...	...	360	2,831	4,861	136.3	
3. Bhimpur Sonthal Training School	144	158	2,700	1,350	...	...	...	1,350	2,700	9.1	
4. Bankura Training School	24	30	1,514	250	...	...	...	550	800	10.1	
5. Kalimpong Training School (Darjeeling Mission)	48	63	7,518	384	...	...	...	8,026	8,410	6.5	
6. Taljhari	...	9	...	270	...	...	...	...	270	64	
Total	270	304	21,266	4,954	...	...	360	14,245	19,569	27.7	
<b>TRAINING SCHOOLS FOR MISTRESSES.</b>											
<i>Aided—</i>											
1. Dum-Dum Wesleyan Mission School	26	17	3,330	528	...	...	231	1,055	1,914	24.1	
2. Baranagar Hindu Boarding and Training School	35	31	5,170	900	...	...	695	3,334	4,928	29.1	
3. Krishnagar Roman Catholic Boarding and Training School	72	53	2,885	720	...	...	...	1,847	2,567	15.6	
4. Bankura Wesleyan Training School	22	24	2,065	300	...	...	36	874	1,210	17.6	
5. Church of England Zanana Mission Training School, Calcutta	...	51	...	1,104	...	...	...	5,076	6,180	32.5	
Total	155	156	13,450	3,552	...	...	962	12,186	16,700	23.1	
<i>Unaided—</i>											
Church of England Zanana Mission Training School, Calcutta	33	...	5,940	...	...	...	...	...	...	...	
				Transferred to the aided class.							

\* The school at Daltonganj was originally at Lohardaga, but its grant was transferred to Palamau in November last.  
 † Is under public management though aided from the primary grant.

SPECIAL  
INSTRUCTION.

The number of first grade Government training schools remained unchanged, one being attached to each Division, excepting Bhagalpur, the requirements of which are met partly by the Patna Training School for its Hindi-speaking tracts, while Bengali-knowing pandits are supplied chiefly by the Hooghly and Rangpur training schools. In all these institutions instruction is imparted through the medium of the vernacular, and is carried to a high point, especially in language and mathematics. The initial qualification is the middle vernacular certificate, and the full course occupies three years. There was some diminution in the Provincial expenditure on the first grade Government training schools, and a very slight reduction of pupils in them.

The third grade Government training schools show a reduction by 3, owing to the classification of the Motihari Training School as a second grade school, the abolition of the Puri School under the orders of Government, and the transfer of the Taljhari School to the aided list.

The average cost to Government of each pupil in the Government training schools increased from Rs. 125-4 to Rs. 130-9, owing to the decrease in the average number on the rolls monthly during the year.

131. The following table shows the results of the Vernacular Mastership examination held in 1896 for pupils of first grade training schools. The first six schools which teach a common course are examined by the same set of papers prepared by a Board of Examiners appointed by the Director. Certificates of the first, second or third grade are given to successful students who have completed a course of three years, two years, and one year respectively. Each certificate is classed as high, medium or low according to the marks gained at the examination, including marks for the art of teaching, theoretical and practical efficiency in the latter being judged by a Board of Examiners at each centre:—

NAME OF SCHOOL.	FIRST GRADE CERTIFICATE.					SECOND GRADE CERTIFICATE.				THIRD GRADE CERTIFICATE.				TOTAL.			REMARKS.		
	Candidates exam-ined.	Number passed.			Total.	Candidates exam-ined.	Number passed.			Total.	Candidates exam-ined.	Number passed.			Total.	Candidates.		Passed.	Percentage of success.
		High.	Medium.	Low.			High.	Medium.	Low.			High.	Medium.	Low.					
1	2	3	4	5	6	7	8	9	10	11	12	13	14	15	16	17	18	19	20
Calcutta ... ..	19	...	7	4	11.	23	1	6	8	15	32	1	11	9	21	74	47	63	* Excluding absentees.
Hooghly ... ..	21	...	5	6	11	21	...	10	10	20	42*	...	9	13	22	84	63	63	
Dacca ... ..	17	1	3	7	11	23	...	6	5	11	35	...	10	12	22	75	44	58	
Chittagong ... ..	13	2	3	1	6	6	...	4	2	6	19	...	6	5	11	38	23	60	
Rangpur ... ..	9	...	2	3	5	18	2	7	6	15	12*	2	6	2	10	39	30	77	
Krishnagar (aided) ... ..	...	...	...	...	...	1	...	...	1	1	2	...	...	...	...	3	1	33	
Total ... ..	79	3	20	21	44	92	3	33	32	68	142	3	42	41	86	313	198	63	
Patna ... ..	16	1	8	1	10	11	...	4	4	8	12	...	3	2	5	39	23	59	
Ranchi ... ..	8	1	1	1	3	9	...	1	...	1	7	1	2	2	5	24	9	37	
Cuttack ... ..	7	...	3	3	6	9	...	3	4	7	15	...	5	...	5	31	18	57	
Total ... ..	31	2	12	5	19	29	...	8	9	16	34	1	10	4	15	94	50	53	
GRAND TOTAL ... ..	110	5	32	26	63	121	3	41	40	84	176	4	52	45	101	407(a)	248(b)	61	
Total for 1894-95 ... ..	111	2	45	29	76	145	9	47	29	85	168	7	44	44	95	424	256	62	

(a) This excludes 84 private candidates—55 for first grade certificates, 14 for second grade, and 15 for third grade, certificates.

(b) This excludes 8 successful private candidates—1 obtaining first grade "Low" certificates, 2 second grade "Low," and 2 third grade "Low" certificates.

Eight teachers (out of 84) also passed the examination as private candidates, as shown in the footnotes.

In the previous year, out of 323 candidates from the first six first grade training schools, 189 passed, or nearly 59 per cent. At the last examination 198 passed from these schools out of 313, or over 63 per cent. If a comparison between the results of one year and another be legitimate, it may be stated that the improvement in the percentage of passes is satisfactory, and shows that the fixing of a minimum of pass marks in every group of subjects and the introduction of drawing as a compulsory subject do not now operate with any hardship. The candidates from these schools for first and second grade certificates diminished by 4 and 16 respectively, while those for third grade certificates increased by 10.

The first grade training schools at Patna, Ranchi, and Cuttack are examined by separate sets of papers, owing to differences of language. The

number of candidates from these three schools declined from 101 to 94, and the number of passes from 67 to 50. The percentage of success has fallen from 67 to 53, owing to the falling off in the Ranchi school from 58 to 37.

Of all the schools, Rangpur stands first with 77 per cent. of its candidates successful. Next in order stand Calcutta and Hooghly with 63 per cent., Chittagong with 60 per cent., Patna with 59 per cent., Dacca with 58, Cuttack with 57, and Ranchi with 37, while Krishnaghur occupies the last place with 33 per cent. of its candidates successful. It is worthy of note that three candidates from the six schools of Bengal proper obtained three first grade high certificates against one in the year before, the first and second pupils coming from the Chittagong school, and the third from Dacca. Again, two pupils of the Ranchi school obtained first grade high certificates against one in the preceding year, and one from the Patna school against none in the year before.

A common examination was held in drawing for the training schools of the whole Province. In Bengal proper three candidates gained 60 per cent. or more of the marks in drawing at the final examination, and thus became entitled to special certificates as teachers of drawing (against none in the year before and 25 in the year 1893-94), viz., one from each of the schools at Calcutta, Dacca, and Rangpur. Similarly, one candidate obtained a special certificate in drawing from Ranchi, and one from Cuttack. Drawing is now a compulsory subject for all candidates for vernacular mastership certificates of all grades, except *bonâ fide* teachers, and 25 per cent. is the minimum pass mark. All the candidates who were granted certificates passed in this subject; also five teachers who had previously passed the final examination passed in drawing during the year in Bengal proper. My impression is that candidates were treated very leniently in 1893-94, that being the first year to grant special certificates in drawing.

132. In the Calcutta Training School the number on the rolls rose from 69 to 76, of whom six were pay-students and 70 stipend-holders. Most of the pupils came from the several districts of the Presidency and Burdwan Divisions. The first boy of the third-year class in order of merit in the final examination gained the Woodrow Memorial silver medal. With a view to afford opportunities for obtaining greater practical experience in the art of teaching, there are two posts of pupil-teachers, each at Rs. 6 a month, attached to the school. Candidates who pass the final examination from the school and stand high up in the list are elected to these posts. Few of the passed pupils served as pupil-teachers, as most of them got appointments during the year.

The Hooghly Training School had 93 names on the rolls (against 103), of whom 35 came from Burdwan, 21 from Midnapur, 16 from Birbhum, 9 from Bankura, 5 from Hooghly, 2 from each of the districts of Faridpur and Murshidabad, and 1 student from each of the districts of Howrah, Pabna, and Nadia. The decrease in the number of pupils is attributed to the diminution in the number of passes in consequence of a stricter examination in drawing. The amount sanctioned for stipends was the same as in the previous year, viz., Rs. 300 a month. The rates of stipends vary from Rs. 3 to 5 a month. Besides the stipend-holders there were 2 vernacular scholarship-holders and 9 paying students. Fifteen out of 17 students who obtained first grade certificates in the examination of 1895 secured permanent appointments during the year.

The Rangpur Training School had 41 pupils on the rolls against 52. Pabna and Rajshahi sent the largest number of pupils to it. The rates of stipends were enhanced from Rs. 3 and Rs. 4 to Rs. 4 and Rs. 5 a month respectively. All the seven pandits who passed the final examination are reported to have obtained employment, one being appointed as an inspecting pandit in Malda.

In the Dacca Training School there was a steady decline of pupils for six consecutive years since 1889-90. The consequence of the introduction of the rule, which made it compulsory for candidates to keep a certain percentage of marks in every group of subjects for pass certificates, was a falling off in the number of passed pandits. As these found last year little or no difficulty in obtaining employment, a reaction set in, and the number of admissions increased. The school had thus an accession of 9 pupils during the

SPECIAL  
INSTRUCTION.

year under review. Of the 75 pupils on the rolls at the close of the year, 24 were inhabitants of Dacca, 11 of Mymensingh, 13 of Faridpur, 15 of Backergunge, 5 of Tippera, 1 of Noakhali, and 6 of Sylhet. The number of pupils from the remote district of Sylhet increased by 2, which is due to the fact that 2 scholarships of Rs. 5 a month each are awarded every year by the Government of Assam to 2 Assamese pupils reading in the Dacca Training School. Under inter-provincial financial orders I believe that these stipends, though allotted by the Assam Administration, have to be paid by the Bengal Government—an arrangement which appears to me to be eminently unsatisfactory. The number of paying students in the school rose from 2 to 3.

The Chittagong Training School had 2 more pupils than in the preceding year. All the pupils belonged to the Chittagong Division. The establishment charges were raised by Rs. 16 a month owing to two of the masters getting an increase of Rs. 5 each to their salary, and the appointment of an additional servant for the boarders. With one exception, all those who passed from the school obtained appointments in middle or upper primary schools. The pupils learn drill and gymnastics with the boys of the neighbouring collegiate school.

There was a falling off of 19 pupils in the Patna Training School. As many as 11 pupils came from the district of Ballia (adjoining the Shahabad district) in the North-Western Provinces, 9 from Saran, 5 from each of the districts of Ghazipur in the North-Western Provinces and Shahabad, 2 from each of the districts of Patna, Champaran, Muzaffarpur, and Monghyr, and 1 from Darbhanga.

The Ranchi Training School gained 2 pupils. Most of the pupils came from the Chota Nagpur Division, but 2 came from Gaya, 3 from Bankura, 3 from Burdwan, and 1 from Midnapore. All the students who passed the final examination have obtained appointments in the Department. A better boarding-house was engaged during the year.

There was a gain of 15 pupils in the Cuttack Training School, owing wholly to the allotment of additional stipends. The majority of the pupils came from Cuttack and Puri, 5 only belonging to Balasore, 1 to Angul, and 5 to the Tributary Mahals. The following changes were effected in conformity with the orders of Government:—

- (1) The guru department attached to the school was replaced by a central class for the training of teachers for upper primary schools. The new class is intended to provide for the needs of both the Cuttack and Puri districts.
- (2) The Puri Training School having been abolished, and the establishment of the Balasore Training School having been reduced, the two teachers of the former institution were drafted to the Cuttack Training School to take charge of the central class, and the second teacher of the latter school was transferred to Cuttack as clerk and librarian.
- (3) A survey master and a drill and gymnastic master were added to the staff.
- (4) Thirteen additional stipends were sanctioned, of which five were allotted to the pandit training department and the rest to the central class.

The Temporary Inspector of the Orissa Division reports that the drawing class in connection with the school is held for an hour and-a-half in the morning on every working day, and no efforts are spared to bring the students up to the requisite standard of efficiency. The central class for the training of teachers of upper primary schools is entirely composed of students who have passed the middle scholarship examination. The course of studies laid down for the class differs from that pursued by the students of the first-year class, in that Sanskrit, Algebra, and Drawing are omitted from its curriculum. The appointment of a drill and gymnastic master has removed a long-felt want.

133. The Motihari School in the district of Champaran has been classified as a second grade training school, as four pupils appeared at the higher examination

and passed. From the second class six appeared at the upper primary examination and passed. The number of pupils on the rolls was 17 (all Hindus), against 15 in the previous year.

The third grade Government Training School at present working at Daltonganj, in Palamau, was originally situated at Lohardaga, whence its grant, with its head-master, was transferred to Palamau in November under the orders of Government. There was a loss of six pupils in the school. No candidates appeared from it at the certificate examination.

The Kokpara third grade training school in Singhbhum lost three pupils during the year. It sent two candidates to the certificate examination in September, and two in March, but all of them failed.

The third grade Government training school at Balasore is no longer a guru-training institution. Like the central class at Cuttack, it trains students who have passed the middle scholarship examination for teacherships in upper primary schools. Out of 25 candidates for the periodical examination, 24 passed—a good result.

The Angul third grade training school was removed from Angul to Halursinga, the new head-quarters of the Angul district, during the year under report. The school is supported by contributions from the primary grant of Angul and the funds of the Wards' Estates of Dhenkanal, Talcher, Narsingpur, and Baramba. Out of 19 candidates sent up to the guru examination, 18 were successful.

134. The aided training schools are briefly noticed below:—

- (1) The Barrackpur training school is an aided boarding institution under the management of the Wesleyan Mission. It prepares teachers for the primary and middle schools under that Mission. It sends up pupils to the University Entrance as well as to the departmental examinations. The school passed one pupil at the last middle vernacular scholarship examination. All the pupils were Christians.
- (2) The Krishnagar C. M. S. first grade training school is a boarding institution. All the pupils were Christians. One competed for a second grade vernacular mastership certificate and passed. Two competed for third grade certificates, but failed.
- (3) The Bhimpur School in Midnapore is a training school for Sonthals under the management of the American Baptist Mission. It sends out almost annually trained Sonthal teachers for the Sonthal pathsalas in the jungle mahals of the Midnapore district. I saw the school during the year, and was much pleased with it. In addition to ordinary school work, the arts of drawing, basket-making, furniture-making of a rude kind, mat-making, and carpentry are being taught.
- (4) The Bankura Training School is also for the education of Sonthals, and is under the management of the Wesleyan Mission. The school failed to pass any Sonthal pupil at any of the departmental examinations during the last two years.
- (5) The Kalimpong Training School was inspected by me. I found it in a very high state of efficiency. Had I not seen the school for myself, I could not have believed that it was possible to do so much with students belonging to the hills of the Darjeeling district. Mr. Sutherland (the Superintendent) took the first class down to Calcutta and showed them many wonderful things. I augur much improvement in the primary schools of the district when these students are employed in them as teachers.
- (6) The Taljhari Guru-Training School in the Sonthal Parganas gained two pupils. It cost Rs. 270 to Government, and Rs. 492 were paid from the Sonthal education fund, commonly known as the Damin-i-koh grant. The school sent up no candidate to the departmental examinations. One guru, however, received a certificate of fitness during the year. Some measures are being taken to improve the condition of the school.

SPECIAL  
INSTRUCTION.

135. The aided training schools for mistresses were the following:—

- (1) The Dum-Dum Cantonment Training School for mistresses is intended to prepare teachers for girls' schools under the Wesleyan Mission. As the school was brought under the new scheme of grants-in-aid to girls' schools in Calcutta and its neighbourhood with effect from March 1895, and was receiving aid as an institution for imparting general education, it should perhaps have been returned as an upper primary school during the year under report.
- (2) The Baranagore Hindu Female Boarding and Training School is intended chiefly for Hindu widows. The only other school of its kind in India is at Poona.
- (3) The Krishnāghar Roman Catholic Training School for mistresses is a boarding institution. The pupils compete for no public examinations. The standard of progress attained is equivalent to that of the lower primary scholarship examination.
- (4) The Bankura Training School for mistresses is a boarding institution under the Wesleyan Mission, and is intended chiefly for training Christian girls and girls of aboriginal descent. This school teaches the special standards for girls' schools in Calcutta and its neighbourhood, but no candidates were sent to the examination. The school is reported to be doing fairly well.
- (5) The Church of England Zanana Mission Training School got a grant under the new rules, and has thus been transferred to the aided list.

136. *Guru-training classes.*—The number of these classes fell off from 149 to 90 or by 59, as shown in the subjoined table:—

Division.	1894-95.		1895-96.	
	Schools.	Pupils.	Schools.	Pupils.
1	2	3	4	5
Burdwan ... ..	6	20	...	...
Presidency ... ..	60	396	64	301
Dacca ... ..	13	27	...	...
Chittagong ... ..	9	22	...	...
Bhagalpur ... ..	2	3	1	1
Orissa ... ..	23	44	...	...
Chota Nagpur ... ..	36	243	25	136
Total ... ..	149	664	90	488

These classes exist only in the Presidency Circle, excepting one such class with one pupil found in the Southal Parganas. In the Presidency Division the number rose from 60 to 64, while in the Chota Nagpur Division it fell from 36 to 25. In the Presidency Division 19 gurus appeared at the middle vernacular scholarship examination and 4 passed, while 3 passed the upper primary scholarship examination out of 7 sent up. In the Chota Nagpur Division 3 candidates appeared at the middle vernacular scholarship examination, all of whom failed. At the upper primary scholarship examination 8 appeared and 3 passed. At the lower primary scholarship examination 19 appeared and 4 passed. The only guru pupil in the Bhagalpur Division passed the middle vernacular scholarship examination. The expenditure on these classes decreased from Rs. 5,788 to Rs. 4,445. Personally I am strongly opposed to the maintenance of these institutions, and have always been so. I believe that they are of very little use, and I regard the money expended upon them as so much money thrown away, or very nearly so. Of the pupils of these classes it is seen that only fifteen gained certificates (none higher than the Middle Vernacular Examination), and the cost of the classes to Government was Rs. 4,171. Thus each certificate may be reckoned to have cost Rs. 278. I would invite attention in this connection to paragraph 26 of the Government Resolution on the General Report on Public Instruction for the year 1893-94.



137. The following tables show the qualifications of all the teachers employed in middle English, middle vernacular, and upper primary schools for boys and girls, whether under public or private management:—

DIVISION.	Number of Middle English schools.	Number of teachers employed.	M. A.	B. A.	F. A. or old senior scholars.	Entrance or old junior scholars.	Vernacular mastership examination.	Guru-training class examination.	Middle English.	Middle vernacular.	Upper primary.	Lower primary.	Others.	Total.	REMARKS.
1	2	3	4	5	6	7	8	9	10	11	12	13	14	15	16
Burdwan ...	230	938	...	...	40	108	203	13	93	100	6	...	279	938	
Presidency ...	173	735	...	...	38	178	119	6	92	85	...	...	209	735	
Calcutta ...	13	125	...	...	7	23	26	1	3	8	...	...	51	125	
Rajshahi ...	24	353	...	...	22	83	32	9	37	65	...	...	53	353	
Dacca ...	167	633	...	...	15	154	182	1	52	124	7	1	163	633	
Chittagong ...	62	206	...	...	...	39	53	...	14	52	...	...	43	206	
Patna ...	48	192	...	...	...	30	44	4	15	31	10	3	50	192	
Bhagalpur ...	31	133	...	...	...	18	46	...	4	20	7	3	26	133	
Orissa ...	40	162	...	...	...	24	32	...	24	25	4	...	42	162	
Do. Tributary Mahals	123	...	...	...	...	...	...	...	...	...	...	...	9	...	
Chota Nagpur ...	36	123	...	...	7	29	32	2	10	19	8	2	28	123	
Total ...	*393	3,683	1	12	151	778	802	37	346	539	52	9	956	3,683	
Total for 1894-95 ...	670	2,841	..	14	109	616	614	44	277	400	32	6	698	2,840	

DIVISION.	Number of Middle Vernacular schools.	Number of teachers.	B. A.	F. A. or old senior scholars.	Entrance or old junior scholars.	Vernacular mastership examination.	Guru-training class examination.	Middle English.	Middle vernacular.	Upper primary.	Lower primary.	Others.	Total.	REMARKS.
1	2	3	4	5	6	7	8	9	10	11	12	13	14	15
Burdwan ...	177	537	1	4	21	194	12	28	177	11	...	109	537	
Presidency ...	216	625	...	...	54	174	10	43	196	6	...	154	625	
Calcutta ...	17	100	2	...	12	28	...	10	7	5	2	31	100	
Rajshahi ...	135	321	...	...	9	136	7	15	111	4	2	36	321	
Dacca ...	231	721	...	...	37	215	3	23	234	12	2	158	721	
Chittagong ...	137	349	...	...	7	111	...	6	170	4	...	50	349	
Patna ...	55	179	...	...	2	89	1	3	50	4	3	27	179	
Bhagalpur ...	50	148	...	...	4	51	3	1	55	9	6	19	148	
Orissa ...	48	139	...	...	4	39	4	5	59	8	1	19	139	
Do. Tributary Mahals	12	32	...	...	1	11	...	...	15	1	...	4	32	
Chota Nagpur ...	35	95	...	...	4	33	4	1	29	8	1	12	95	
Total ...	*1,173	3,264	3	17	135	1,081	44	142	1,133	73	17	619	3,264	
Total for 1894-95 ...	1,011	2,789	...	14	105	970	40	108	968	65	10	509	2,789	

DIVISION.	Number of Upper Primary schools.	Number of teachers.	B. A.	F. A. or old senior scholars.	Entrance or old junior scholars.	Vernacular mastership examination.	Guru-training class examination.	Middle English.	Middle vernacular.	Upper primary.	Lower primary.	Others.	Total.	REMARKS.
1	2	3	4	5	6	7	8	9	10	11	12	13	14	15
Burdwan ...	868	1,095	...	...	11	52	43	70	492	96	7	325	1,095	
Presidency ...	707	707	1	...	7	43	31	45	260	31	3	288	707	
Calcutta ...	34	112	...	...	...	...	...	11	8	11	5	62	112	
Rajshahi ...	413	628	1	...	...	...	...	24	281	113	53	112	628	
Dacca ...	814	1,032	...	...	...	...	...	42	57	113	18	235	1,032	
Chittagong ...	462	666	...	...	...	...	...	15	363	79	27	147	666	
Patna ...	213	412	...	...	1	...	...	14	167	80	58	34	412	
Bhagalpur ...	269	394	...	...	...	...	...	21	181	98	43	23	394	
Orissa ...	270	401	...	...	...	...	...	20	174	65	12	56	401	
Do. Tributary Mahals	55	73	...	...	...	...	...	4	38	9	1	12	73	
Chota Nagpur ...	138	195	...	...	1	16	6	13	60	45	10	44	195	
Total ...	*4,120	5,715	2	1	34	293	187	311	2,687	740	217	1,943	5,715	
Total for 1894-95 ...	3,840	5,249	...	1	32	312	168	288	2,436	689	201	1,223	5,240	

\* The qualifications of teachers of one Middle English and one Upper Primary school in the hill portion of the Rajshahi Division are not shown.

Returns were collected from the unaided schools during the year, with a view to ascertain the efficiency of the teachers of all lower secondary and upper primary schools. It is seen that out of 3,683 teachers working in middle English schools, 13 were graduates, 929 were under-graduates, 802 were holders of vernacular mastership certificates of the different grades, 983

SPECIAL  
INSTRUCTION.

passed out of guru-training classes or middle and primary school, and 956, or 26 per cent., held no certificates at all.

In the middle vernacular schools there were 3,264 teachers, of whom 3 were graduates, viz., 1 in Burdwan and 2 in Calcutta; 152 were under-graduates, who were probably required to teach English as an extra subject. 1,081 were certificated vernacular masters; 619, or 19 per cent., were non-certificated, the rest being passed pupils of guru-training classes, middle schools, and primary schools. The preponderance of middle certificate-holders (1,275) may be accounted for by the fact that they are retained as 2nd or 3rd teachers in these schools.

In the two classes of middle schools taken together, there were 1,883 certificated vernacular masters of different grades in 2,066 schools, or nearly one to each school. The proportion of finally passed teachers who alone are departmentally considered as fully competent to discharge the duties of head pandits is really still lower, for well-attended and ably-conducted schools generally employ more than one such teacher to a school. It should be kept in view by District Boards and the inspecting officers that none but the holders of first grade certificates ought to be appointed in filling up future vacancies, except under very exceptional circumstances.

Turning to upper primary schools, it is observed that the percentage of non-certificated teachers (1,343 out of 5,715) is 23·7, *i.e.*, less than what obtains in the case of middle English schools. More than half of these teachers had passed out of middle schools,—the present and future nursery-ground for the supply of teachers in primary schools.

The foregoing tables show the qualifications of the teachers employed in the middle and upper primary schools. In the section on secondary education a similar table has been inserted to show the qualifications of the teachers employed in high English schools. The latter have hitherto been for the most part recruited from among the *alumni* of colleges, with no previous training in the theory and practice of teaching. To remove this defect under orders of Government training classes have been opened on an English basis in connection with the training schools in Calcutta, Hooghly, Dacca, Patna, and Cuttack. As in the vernacular branch, three grades of examinations will be held annually, and certificates will be issued to candidates who prove themselves successful at those examinations. The classes were opened early in this session, and provision has been made in the educational estimates for 1896-97 for the necessary outlay. There are in each school two classes only for the present, with accommodation for 130 stipendiary pupils in all, each receiving Rs. 6 a month, and a special teacher has been appointed on Rs. 100 for each of these schools.

#### B.—OTHER SCHOOLS OF SPECIAL INSTRUCTION.

138. Under this head are included institutions teaching law, medicine, and engineering, whether affiliated to the University or not, together with the Calcutta School of Art, industrial schools, and other schools of a special character. The usual statistics of these institutions are given in the following table:—

1	2	3	4	EXPENDITURE.						AVERAGE ANNUAL COST OF EDUCATING EACH PUPIL.		
				From public funds.			From private funds.			Total.	Cost to public funds.	Total cost.
				From provincial revenues.	From district funds.	From municipal funds.	From fees and fines.	From other sources.				
Number of Institutions.	Number of pupils on the rolls on the 31st March 1896.	Average monthly roll number.	5	6	7	8	9	10	11	12		
I.—LAW.												
<i>Government Law Colleges.</i>												
Hooghly College ... ..	1	8	8	...	...	...	731	...	731	...	90 2 0	
Krishnagar " ... ..	1	9	9	...	...	...	521	...	521	...	57 14 2	
Dacca " ... ..	1	82	72	—1,434	...	...	4,125	...	2,691	...	37 6 0	
Patna " ... ..	1	35	35	—70	...	...	2,245	...	2,175	...	62 2 3	
Rajshahi " ... ..	1	12	18	...	...	...	768	693	1,464	...	81 5 4	
Ravenshaw " Cuttack ... ..	1	13	14	...	...	...	1,032	...	1,032	...	73 11 5	
Chittagong " ... ..	1	25	25	Expenditure not shown.			...	...	...	...	...	
Total ... ..	7	187	181	—1,504	...	...	9,410	698	8,604	...	47 8 6	

1	2	3	4	EXPENDITURE—						AVERAGE ANNUAL COST OF EDUCATING EACH PUPIL.		
				From public funds.			From private funds.			Total.	Cost to public funds.	Total cost.
				From provincial revenues.	From district funds.	From municipal funds.	From fees and fines.	From other sources.				
				5	6	7	8	9	10	11	12	
				Rs.	Rs.	Rs.	Rs.	Rs.	Rs.	Rs. A. P.	Rs. A. P.	
<b>I.—LAW—conold.</b>												
<i>Municipal Law Colleges.</i>												
Midnapore College ... ..	1	10	8	..	..	..	672	..	672	..	84 0 0	
<i>Unaided Law Colleges.</i>												
Metropolitan Institution ... ..	1	142	133	Expenditure included in the expenditure of the General Department.								
City College ... ..	1	218	224	..	..	..	5,100	..	5,100	..	22 12 8	
Ripon " ... ..	1	457	436	..	..	..	8,304	..	8,304	..	19 1 5	
Berhampore " ... ..	1	8	10	..	..	..	683	543	1,226	..	120 8 0	
Rajchandra " Barisal ... ..	1	23	22	..	..	..	379	..	379	..	17 3 7	
Tejnarayan Jubilee College, Bhagalpur	1	16	14	..	..	..	583	..	583	..	41 10 3	
Bihar National " Bankipore	1	65	47	Expenditure included in the General Department.								
Total ... ..	7	917	885	..	..	..	15,028	643	15,671	..	17 9 6	
<b>TOTAL LAW COLLEGES</b> ... ..	<b>16</b>	<b>1,114</b>	<b>1,074</b>	<b>-1,604</b>	..	..	<b>25,110</b>	<b>1,241</b>	<b>24,847</b>	..	<b>23 2 1</b>	
<b>II.—MEDICINE.</b>												
Medical College, Calcutta ... ..	1	375	442	1,93,805	..	..	28,048	..	2,21,853	439 13 3	501 14 10	
<i>Government Medical Schools.</i>												
Sealdah ... ..	1	273	321	44,755	..	..	9,554	..	54,309	139 6 9	169 3 0	
Dacca ... ..	1	197	180	15,685	..	..	5,902	..	21,587	87 0 5	119 13 1	
Patna ... ..	1	167	163	6,579	..	..	3,023	14,911	26,513	52 10 1	162 10 6	
Cuttack ... ..	1	135	147	6,801	100	..	2,769	443	10,103	46 15 1	68 1 8	
Total ... ..	4	763	811	75,800	100	..	21,238	15,354	1,12,492	93 9 4	138 11 4	
<i>Unaided Medical Schools.</i>												
Calcutta School of Medicine ... ..	1	397	425	..	..	..	14,515	698	15,413	..	36 4 3	
Ditto ditto of Homoeopathy ... ..	1	95	70	..	..	..	3,126	..	3,126	..	44 10 6	
Electro-Homoeopathic School ... ..	1	19	10	..	..	..	36	12	48	..	4 12 9*	
Bengal Eclectic Medical Institution ...	1	40	34	..	..	..	200	..	200	..	5 14 1†	
College of Physicians and Surgeons of Bengal.	1	43	Not shown	..	..	..	834	..	834	..	..†	
Schools of Homoeopathy in the Dacca Division.	2	123	122	..	..	..	1,195	..	1,195	..	9 12 9	
Total ... ..	7	717	661	..	..	..	19,906	910	20,616	..	31 7 10	
<b>TOTAL MEDICAL SCHOOLS</b> ... ..	<b>12</b>	<b>1,854</b>	<b>1,914</b>	<b>2,69,605</b>	<b>100</b>	..	<b>69,192</b>	<b>16,264</b>	<b>3,55,161</b>	..	<b>185 8 11</b>	
<b>III.—ENGINEERING.</b>												
Civil Engineering College, Sibpur ...	1	334	309	81,313	..	..	12,186	..	93,499	263 2 5	302 9 4	
<i>Government Survey Schools.</i>												
Dacca ... ..	1	397	403	1,000	..	..	8,229	125	9,354	2 7 8	23 3 4	
Patna ... ..	1	123	150	3,611	..	..	1,719	..	5,330	25 6 6	36 13 10	
Cuttack ... ..	1	81	68	2,453	..	..	863	..	3,316	36 1 2	43 12 3	
Total ... ..	3	606	621	7,264	..	..	10,811	125	18,200	11 11 2	29 4 11	
<i>Unaided Survey School.</i>												
Orissa Tributary Mahals ... ..	1	4	7	..	..	..	..	280	280	..	40 0 0	
<b>TOTAL ENGINEERING SCHOOLS</b> ... ..	<b>5</b>	<b>944</b>	<b>937</b>	<b>88,577</b>	..	..	<b>22,997</b>	<b>405</b>	<b>1,11,979</b>	<b>94 8 6</b>	<b>119 8 2</b>	
<b>IV.—ART AND INDUSTRY.</b>												
Government School of Art ... ..	1	273	255	19,603	..	..	6,255	..	25,858	76 14 0	101 6 6	
Unaided School of Art in Calcutta ...	1	11	11	..	..	..	13	187	200	..	18 2 11	
Total ... ..	2	284	266	19,603	..	..	6,268	187	26,058	73 11 2	97 15 5	
<i>Government Industrial School.</i>												
Banchi Industrial ... ..	1	31	29	1,368	..	..	..	684	2,252	47 2 9	77 10 6	
Dumka ... ..	1	2	2	..	..	..	..	688	688	..	344 0 0	
Total ... ..	2	33	31	1,368	..	..	..	1,672	2,940	44 2 1	94 13 5	
<i>Board Industrial Schools.</i>												
Sonarpur ... ..	1	21	18	..	448	..	..	..	443	24 9 9	24 9 9	
Rangpur ... ..	1	111	117	640	1,789	..	809	1,100	4,338	20 12 2	37 1 3	
Patna ... ..	1	34	50	850	2,156	..	..	..	2,606	83 8 6	83 8 6	
Barisal ... ..	1	24	35	..	2,227	..	221	..	2,448	63 10 0	63 10 0	
Mymensingh, Kasikisore ... ..	1	17	20	..	1,337	..	..	..	2,714	66 13 7	202 8 9	
Elliott Artisan School, Comilla ...	1	44	25	797	2,700	..	68	..	2,733	139 14 1	251 14 9	
Purnea Technical ... ..	1	16	16	..	1,358	..	..	..	1,172	90 8 6	168 10 8	
Total ... ..	7	266	280	1,787	12,010	..	1,088	7,719	23,614	53 1 1	86 16 8	

\* This school was started on the 3rd of January 1896.  
 † Started on the 27th January 1896.  
 ‡ This College was opened in January 1896.

SPECIAL  
INSTRUCTION.

1	2	3	4	EXPENDITURE—						AVERAGE ANNUAL COST OF EDUCATING EACH PUPIL.		
				From public funds.			From private funds.			Total.	Cost to public funds.	Total cost.
				From provin- cial revenues.	From district funds.	From munic- ipal funds.	From fees and fines.	From other sources.				
5	6	7	8	9	10	11	12					
<b>IV.—ART AND INDUSTRY—concl'd.</b>												
<i>Aided Industrial Schools.</i>												
Burdwan Division ... ..	2	41	47	700	2,727	240	...	1,126	4,793	75 14 4	101 15 8	
Presidency „ ... ..	1	21	20	...	...	387	...	83	470	19 5 7	23 8 0	
Calcutta „ ... ..	1	68	68	300	...	...	...	2,450	2,750	4 6 7	40 7 1	
Bhagalpur „ ... ..	1	8	9	185	...	...	...	1,600	1,785	15 0 0	192 12 5	
Orissa „ ... ..	1	21	17	...	120	...	16	344	480	7 0 11	28 3 9	
Chota Nagpur „ ... ..	8	62	73	896	...	...	...	725	1,621	12 4 3	22 3 7	
Total ... ..	14	221	234	2,031	2,847	627	16	6,326	11,849	23 8 5	50 10 2	
<i>Unaided Industrial Schools.</i>												
Calcutta Division ... ..	1	63	49	...	...	...	140	1,891	2,031	...	42 5 0	
Patna Division „ ... ..	2	82	68	...	...	...	...	7,159	7,159	...	105 4 6	
Bhagalpur „ ... ..	2	142	138	...	...	...	...	320	320	...	2 5 1	
Chota Nagpur „ ... ..	1	25	25	...	...	...	...	71	71	...	2 13 5	
Total ... ..	6	292	279	...	...	...	140	9,441	9,581	...	34 5 5	
<b>TOTAL ART AND INDUSTRIAL SCHOOLS.</b>	<b>31</b>	<b>1,096</b>	<b>1,070</b>	<b>24,789</b>	<b>14,857</b>	<b>627</b>	<b>7,622</b>	<b>25,247</b>	<b>78,042</b>	<b>37 10 3</b>	<b>68 4 3</b>	
<b>V.—OTHER SCHOOLS OF SPECIAL INSTRUCTION.</b>												
<i>Aided "Other Schools."</i>												
Calcutta Division ... ..	2	54	57	300	...	1,200	608	3,458	5,566	26 5 1	97 10 5	
Rajshahi „ ... ..	1	22	18	...	118	...	195	47	360	6 8 11	20 0 0	
Bhagalpur „ ... ..	1	45	37	39	...	360	...	600	999	10 12 6	27 0 0	
Patna „ ... ..	4	157	162	258	118	90	33	3,007	3,506	3 14 0	21 10 3	
Total ... ..	8	278	274	597	236	1,650	836	7,112	10,431	9 1 0	39 1 1	
<i>Unaided "Other Schools."</i>												
Burdwan ... ..	1	15	15	...	...	...	...	...	...	...	...	
Presidency ... ..	1	9	9	...	...	...	...	...	...	...	...	
St. Joseph's School at Darjeeling	1	41	38	...	...	...	...	...	...	...	...	
Patna ... ..	1	79	70	...	...	...	...	...	...	...	...	
Total ... ..	4	144	132	...	...	...	...	25	724	749	5 10 9	
<b>TOTAL OF OTHER SCHOOLS.</b>	<b>12</b>	<b>422</b>	<b>406</b>	<b>597</b>	<b>236</b>	<b>1,650</b>	<b>831</b>	<b>7,836</b>	<b>11,180</b>	<b>6 1 10</b>	<b>27 8 7</b>	
<b>GRAND TOTAL</b>	<b>75</b>	<b>5,430</b>	<b>5,401</b>	<b>3,82,064</b>	<b>15,193</b>	<b>2,277</b>	<b>1,25,622</b>	<b>50,993</b>	<b>5,76,209</b>	<b>73 15 7</b>	<b>106 10 11</b>	
<b>GRAND TOTAL FOR 1894-95</b>	<b>76</b>	<b>5,114</b>	<b>5,071</b>	<b>3,75,961</b>	<b>14,629</b>	<b>1,600</b>	<b>1,57,472</b>	<b>56,910</b>	<b>6,06,471</b>	<b>77 4 9</b>	<b>119 8 0</b>	

The following table shows the fluctuations in the number of students reading for the chief professions:—

YEAR.	Law.	Medicine.	Engineer- ing.	Arts and industry.	Other special schools.	Total.
1	2	3	4	5	6	7
1891-92 ... ..	563*	1,290	661	853	559	3,926
1892-93 ... ..	488*	1,545	764	915	447	4,159
1893-94 ... ..	509*	1,747	833	1,024	586	4,809
1894-95 ... ..	642*	1,784	922	1,065	701	5,114
1895-96 ... ..	1,114(a)	1,854	944	1,096	422	5,430

\* Excluding pleadership classes.  
(a) Including pleadership classes containing 373 pupils.

It is seen that there was an increase of pupils under all heads except "Other special schools," which decreased from 13 to 12.

139. LAW.—The number of law schools increased by one, owing to the pleadership classes at Chittagong having been returned during the year. The pupils increased by 472, which was due to the inclusion for the first time in the returns of the students reading for the Pleadership examination, which is conducted by the High Court. This increase was shared by all the Colleges, except Hooghly and Berhampore. As in the previous year, the Ripon College contained the largest number of law students. Except in the Rajshahi College, in which the Law Lecturer receives in addition to the fees the interest on an endowment, the law classes in Government Colleges are entirely self-supporting, the Professors being paid from the fees realised from the students, subject to a maximum limit of Rs. 2,400 a year. The fee-receipts at the Dacca and Patna Colleges having exceeded this limit, the surplus, amounting to Rs. 1,504, was credited to Government. The average annual cost of educating each pupil in the law departments of the Government Colleges was nearly Rs. 48 against Rs. 73, the

reduced cost being due to increased average monthly attendance. The Midnapore second grade College is the only one of its kind which has been affiliated to the University in Law; its fee-income was Rs. 672 against Rs. 240 in the previous year, and the average annual cost of educating each law student was Rs. 84 against Rs. 80. The Metropolitan Institution and the Bihar National Institution did not furnish separate returns of expenditure of the attached law departments; and hence the total average cost of educating each law student in the unaided Colleges cannot be calculated quite accurately.

140. In the following statement the students of the B. L. and Pleaderships classes attached to the different Colleges are shown separately:—

LAW CLASS ATTACHED TO—	NUMBER ON THE ROLLS ON THE 31ST MARCH 1896.		
	B. L. class.	Pleaderships class.	TOTAL.
1	2	3	4
<i>Government Colleges—</i>			
1. Hooghly ... ..	8	36	8
2. Dacca ... ..	46	3	82
3. Krishnagar ... ..	6	3	9
4. Patna ... ..	28	10	38
5. Ravenshaw, Cuttack ... ..	8	5	13
6. Rajshahi ... ..	1	11	12
7. Onittagong ... ..	...	25	25
Total ...	97	90	187
<i>Municipal College—</i>			
1. Midnapore ... ..	5	5	10
<i>Unaided Colleges—</i>			
1. Metropolitan ... ..	55	57	142
2. City ... ..	141	77	218
3. Ripon ... ..	363	94	457
4. Berhampore ... ..	8	...	8
5. Tejnarayan Jubilee, Bhagalpur ... ..	10	5	15
6. Rajchandra, Barisal ... ..	11	11	22
7. Bihar National ... ..	21	34	55
Total ...	639	278	917
GRAND TOTAL ...	741	373	1,114

From the foregoing table it appears that the number of pupils reading for the degree of Bachelor of Law increased in the Government Colleges by 5, in the Municipal College at Midnapore by 2, and in the unaided Colleges by 92, the net result being a gain of 99 pupils. The Metropolitan Institution shows an increase of 10, the City College of 36, and the Ripon College of 33 pupils reading for the degree of Bachelor of Law. There were 90 pupils reading in the Government Colleges for the Pleaderships examination held by the High Court, also 5 in the Midnapore Municipal College, and 278 in the unaided Colleges. The Berhampore College has no pleaderships class, and the Ripon College has the largest number (94) of students of this description.

141. The following table shows the results of the examination for the degree of Bachelor of Law:—

Name of Institution.	Number of candidates.	PASSED IN THE		Total.
		First division.	Second division.	
1	2	3	4	5
Hooghly College ... ..	10	...	3	3
Dacca ... ..	19	...	9	9
Krishnagar ... ..	2	...	3	3
Patna ... ..	9	...	1	1
Ravenshaw, Cuttack ... ..	2	...	3	3
Rajshahi ... ..	8	...	1	1
Midnapore ... ..	1	...	18	18
Metropolitan Institution ... ..	68	...	52	52
City College ... ..	67	...	62	62
Ripon ... ..	162	1	...	63
Berhampore ... ..	6	...	1	1
T. N. Jubilee, Bhagalpur ... ..	6	...	1	1
Bihar National College ... ..	8	...	5	5
Rajchandra College, Barisal ... ..	1	...	1	1
Total ...	348	1	139	140
Total for 1894-95 ...	296	4	67	71

SPECIAL  
INSTRUCTION.

It will be seen that 19 or 38 per cent. passed from the Government Colleges, and 121 or 40 per cent. passed from the unaided Colleges. The Ripon College sent up and passed the largest number of candidates, while the only candidate from the Midnapore College was unsuccessful. On the whole, the percentage of success rose from 24 to 40. It may be noted that the only candidate that passed in the first division came from the Ripon College. For the examination for Honours in Law, held in November 1895, there were two candidates, both of whom failed.

142. **MEDICINE.**—The total number of medical institutions increased from 9 to 12, owing to the inclusion in the returns of three new schools in Calcutta, viz. the Electro-homœopathic School, the Bengal Eclectic Medical Institution, and the College of Physicians and Surgeons in Bengal. The total number of medical students rose from 1,784 to 1,854.

143. *Medical College, Calcutta.*—The College completed its sixty-first session on the 31st March 1896. During the year under report the following changes took place in the Professorial staff:—Surgeon-Lieutenant-Colonel Dutt officiated as Professor of Materia Medica and Clinical Medicine from 9th May to 10th November 1895, during the absence, on furlough, of the late Surgeon-Lieutenant-Colonel McConnell. Brigade-Surgeon Lieutenant-Colonel King having resigned his appointment as Professor of Botany, Surgeon-Captain Prain was appointed in the Chair on the 1st July 1895. Surgeon-Captain Dyson was appointed Professor of Hygiene on the 29th August 1895. Dr. A. R. S. Anderson acted as Professor of Comparative Anatomy from July 1895 to February 1896, during the absence, on deputation, of Surgeon-Captain Alcock. Surgeons-Captain Bird and O’Kinealy officiated as Professors of Anatomy—the former from 28th August to 6th October, and the latter from 7th to 23rd October 1895—during the absence, on privilege leave, of Surgeon-Major Charles. Surgeon-Lieutenant-Colonel Tomes officiated as Professor of Surgery from 26th September to 14th November 1895, during the absence, on privilege leave, of Surgeon-Lieutenant-Colonel O’Brien. Surgeon-Captain Drury acted as Professor of Midwifery from 11th October to 12th November 1895, during the absence, on privilege leave, of Surgeon-Lieutenant-Colonel Joubert. Surgeon-Captain Maynard officiated as Professor of Pathology from 7th April to 12th November 1895, during the deputation of Surgeon-Captain Drury. Surgeon-Major Waddell was appointed Professor of Chemistry on the 20th February 1896. Surgeon-Captain Drury officiated as Principal and Professor of Medicine from 19th February to 20th May 1896, during the absence, on privilege leave, of Surgeon-Major Bomford, and Surgeon-Captain Evans officiated as Professor of Pathology from 20th February to 20th May 1896.

In the College Department 246 regular students remained from the previous year, 185 (including 12 casual students) were admitted or re-admitted, thirteen passed the final University examination and left the College, 2 died, 2 went to England, and 81 ceased to attend. At the end of the session, therefore, the number of regular students remaining on the rolls was 333.

In the military class 56 students rejoined and 10 were admitted. During the session 16 passed and were sent to military duty, 1 died, and 14 were dismissed or rusticated, and 1 resigned, so that the strength of the class at the end of the session was 34.

In the female Certificate class 9 ladies remained over from the previous year and 5 were newly admitted. Three passed the examination and gained certificates, and 3 ceased to attend the class. The number of students at the end of the session was therefore 8.

The total strength of the College at the beginning of the session was therefore 511, against 484, 419, 401 and 322 of the four preceding years; and at the end of the session 375, against 311, 317, 285 and 255 of the same four years.

Under the new rules 20 students were referred back to the first year, 36 to the second year, 98 to the third year, and 27 to the fifth year.

144. The following table shows success of the College at the several medical examinations held by the University during the year under report. As stated in previous reports, the system of medical examinations is very complicated—a result due to the fact that in certain cases candidates who fail by the higher

standard at which they aim may, under the regulations of the University, be passed by some lower standard:—

SPECIAL INSTRUCTION.

DESCRIPTION OF EXAMINATIONS.	NUMBER OF CANDIDATES.		NUMBER PASSED IN—																TOTAL PASSED.				
			PRELIMINARY SCIENTIFIC L. M. S.		FIRST L.M.S.		SECOND L.M.S.		PRELIMINARY SCIENTIFIC M.B.		FIRST M.B.		SECOND M.B.		HONOURS IN MEDICINE.		DOCTORS IN MEDICINE.						
	Male.	Female.	Male.	Female.	Male.	Female.	Male.	Female.	Male.	Female.	Male.	Female.	Male.	Female.	Male.	Female.	Male.	Female.	Male.	Female.	Total.		
1	2	3	4	5	6	7	8	9	10	11	12	13	14	15	16	17	18	19	20	21	22		
1. Preliminary Scientific L.M.S. ...	103	5	77	3	...	...	...	...	...	...	...	...	...	...	...	...	...	...	...	...	77	3	80
2. First L.M.S. ...	117	...	...	...	59	...	...	...	...	...	...	...	...	...	...	...	...	...	...	...	59	...	59
3. Combined Preliminary Scientific and first L.M.S. ...	27	...	(a) 18	...	6	...	...	...	...	...	...	...	...	...	...	...	...	...	...	...	18	...	18
4. Second L.M.S. ...	36	1	...	...	...	...	14	...	...	...	...	...	...	...	...	...	...	...	...	...	14	...	14
5. Ditto re-examination held in November 1895.	18	...	...	...	...	...	14	...	...	...	...	...	...	...	...	...	...	...	...	...	14	...	14
6. Preliminary Scientific M.B. ...	111	5	(c) 48	(c) 3	...	...	...	...	9	2	...	...	...	...	...	...	...	...	...	...	55	4	59
7. First M.B. ...	14	...	...	...	...	...	...	...	...	...	...	...	...	...	...	...	...	...	...	...	...	...	...
8. Combined Preliminary Scientific and first M.B. ...	16	...	(a) 6	...	(b) 1	...	...	...	...	...	...	...	...	...	...	...	...	...	...	...	...	...	...
9. Second M.B. ...	8	1	...	...	...	...	...	...	...	...	...	...	...	3	...	...	...	...	...	...	3	...	3
10. Doctors in medicine (held on the 8th July 1895).	2	...	...	...	...	...	...	...	...	...	...	...	...	...	...	...	...	...	...	...	1	...	1
Total ...	464	12	147	5	65	...	28	...	9	2	...	...	...	3	...	...	...	...	...	...	258	7	265
Total for 1894-95 ...	388	2	77	...	23	1	17	...	5	...	...	...	...	1	...	...	...	...	...	...	130	2	132

(a) Excludes five students who passed both the Preliminary Scientific and first L.M.S. examination.  
 (b) Also passed Preliminary Scientific M.B. examination.  
 (c) Forty-five had passed this examination previously.  
 (d) Three had passed this examination previously.

Out of 464 candidates, including 12 females, at the University examination, 265 candidates, including 7 females, were successful, or at the rate of 57 per cent. In the previous year 132 candidates passed out of 390, or at the rate of 34 per cent. The improvement in the percentage of success is satisfactory, and is probably due to innovations introduced last year by which the students were made to see that they could be allowed to continue their studies only on making good progress from year to year. Again, of the 59 candidates that passed by different standards, as many as 45 out of 46 who were declared to have passed the Preliminary Scientific L. M. S. standard had passed that examination previously. The results of the first L. M. S. examination also were not good; 59 candidates having passed out of 117, or about 50 per cent., although they show improvement over those of the previous year.

Since the first examination of this College, 1,377 students have obtained their degrees and licenses in Medicine and Surgery. Of these, 30 were Cingalese, 387 were military pupils coming from various provinces, 10 were Burmese, and the remaining 950 were Bengali students.

*Nurses.*—Nineteen pupil-nurses passed out as midwives.

Eight native dais passed in midwifery from the Eden Hospital during the year and received certificates of qualification.

There were 17 boarders in the Maharani Surnomoyee Hostel. Of these, 5 were Europeans, 9 Eurasians, 1 Brahmo, and 2 Native Christians.

A connected account of all the female students reading in the college is given below:—

Seven matriculated female students resumed their studies and 1 was newly admitted, making a total of 8.

Five appeared for the Preliminary Scientific L. M. S. examination, of whom 3 passed.

Five appeared for the Preliminary Scientific M. B. examination, of whom 2 passed in the 2nd division. Of the candidates who failed, 2 attained the standard of the Preliminary Scientific L. M. S. examination.

One appeared and failed in the 2nd L. M. S. and M. B. examinations.

In the Certificate class, 9 female students remained, 5 were newly admitted, making a total of 14. Of these, 3 passed and obtained their certificates and 3 were removed, so that the strength of the class at the close of the session was 8.

SPECIAL  
INSTRUCTION.

145. The following is a list of the female pupils of the Medical College:—

Number.	NAME.	Nationality.	Date of admission.	Year when expected to pass out.	Class in which studying.	Nature and particulars of scholarships.	Rs.
1	2	3	4	5	6	7	
1	Miss Inez Mendieta ... 4th year	Eurasian ...	June 1893 ...	February 1897	Certificate class.	Dufferin Fund of	20
2	" Bridget Hedding ... "	Ditto ...	Ditto ...	Ditto ...	Ditto ...	Burmese Govern-ment	40
3	" Elizabeth Cardozo ... 3rd year	Ditto ...	June 1894 ...	February 1898	Ditto ...	Dufferin Fund of	20
4	" M. G. Lungley ... "	European ...	Ditto ...	Ditto ...	Ditto ...	Ditto ...	20
5	Mrs. Victoria Mukerjee ... 2nd year	Native Christian.	June 1895 ...	February 1899	Ditto ...	.....	
6	Miss Emily Swinden ... "	Eurasian ...	Ditto ...	Ditto ...	Ditto ...	Monghyr District Board	25
7	" Leah Norah Watts ... "	Ditto ...	Ditto ...	Ditto ...	Ditto ...	Dufferin Fund of	20
8	" Lilly DeSouza ... "	Ditto ...	Ditto ...	Ditto ...	Ditto ...	Burma Bigandet Scholarship of	25
9	" Jamini Sen ... 5th year	Bengali Brahmo.	June 1890 ...	March 1897	L. M. S. and M. B.	Government of	20
10	" E. Cohen ... "	Jewess ...	June 1892 ...	Ditto ...	Ditto ...	Government of ... College of	20 12
11	" L. Pitt ... 3rd year	European ...	June 1894 ...	March 1899	Ditto ...	Burmese Govern-ment of	40
12	" K. B. Southon ... "	Ditto ...	Ditto ...	Ditto ...	Ditto ...	College of	8
13	" L. G. Xavier ... "	Eurasian ...	Ditto ...	Ditto ...	Ditto ...	Government of ... Dufferin Fund of	20 30
14	" Kherod Kumari Ghosh ... "	Native Christian.	Ditto ...	Ditto ...	Ditto ...	College of	8
15	" Abhayabala Singha ... 2nd year	Ditto ...	Ditto ...	March 1900	Ditto ...	Dufferin Fund of	30
16	" L. Davidson ... "	Eurasian ...	June 1895 ...	Ditto ...	Ditto ...	Burmese Govern-ment	40

146. The following table gives the present employment of the passed female pupils of the College so far as can be ascertained:—

NAME.	Date of passing.	Where employed when last heard of.	REMARKS.
1	2	3	4
Dr. A. Niebel ...	1889	In practice at Darjeeling ...	Dr. Niebel obtained her degree of Doctor of Medicine, Surgery and Midwifery from the University of Brussels in 1892.
Miss L. E. Sykes ...	1890	Gone to England.	
" F. Dissent ...	...	Dufferin Fund, Ulwar.	
" G. F. Pereira ...	...	Ditto, Chittagong.	
" L. B. Smith ...	...	Gone to England.	
" J. Perry ...	...	Dufferin Fund, Udappore.	
" L. Kirkpatrick ...	...	Private practice, Calcutta.	
" A. D'Souza ...	...	Gone to England.	
" Ida M. Dissent ...	...	Unemployed.	
" W. Jahans ...	...	Dufferin Fund, Cawnpore.	
" Ida Brown ...	...	Private practice, Calcutta.	
" J. B. Muller ...	1891	Gone to England.	
" H. Forbes ...	...	Dufferin Fund, Rangoon.	
Mrs. M. Scott ...	...	Ditto, Gaya.	
Miss C. Brooking ...	...	Private practice.	
Miss L. M. Carroll ...	1893	Dufferin Fund, Balarampore.	
" E. L. Bridge ...	...	Gone to Australia.	
" S. E. Bridge ...	...	Dufferin Fund, Lucknow.	
" M. S. Martin ...	...	Gone to England.	
" M. T. Watts ...	...	Private practice.	
" K. O'Byrne ...	...	Dufferin Fund, Eyzabad.	
" L. Blong ...	...	Ditto, Bara Banki.	
" D. E. Pratt ...	...	Agra or gone to England.	
" J. George ...	...	Gone to Alighur.	
" S. Anthonie ...	...	Gone to England.	
Mrs. M. Neal ...	1894	Chandney Hospital, Calcutta.	
Miss E. George ...	...	Dufferin Fund, Patras.	
" A. Imrie ...	...	Mrs. Peters' Hospital, Bulandshahar.	
" A. White ...	...	Dufferin Fund, Amritsar.	
" L. Phillips ...	...	Ditto, Calcutta.	
" J. Stogsbury ...	...	Ditto, Quetta.	
" V. M. Mitter ...	1890	Private practice, Calcutta.	
" B. M. Bose ...	...	Ditto.	
" B. B. Bose ...	1891	Dufferin Fund, Cuttack.	

147. *Campbell Medical School.*—During the year under review the institution was under the superintendence of Surgeon-Major J. B. Gibbons.

The teaching staff, as in previous years, consisted of 6 teachers, 2 demonstrators, and 5 tutors. No change took place in the staff except that some of the teachers were absent for short periods on privilege leave. Sanction has been accorded to extend the course of study from three to four years.

On the 31st March there were 273 pupils on the rolls, of whom 29 were females. But at the beginning of the session 175 students remained from the previous year, and of these 19 were females. During the session 106 male and 18 female students were admitted or re-admitted, making a total of 299 at the end of the session, of whom 37 were females. The sanctioned maximum number of students in the school at the beginning of a session is 250,



while the total strength is really 299, or an excess of 49 over the maximum. The reason of this is that the sanction of 250 does not include female students nor students from Assam. There were 37 female pupils and 1 Assamese. Of the remaining 11, 8 were admitted in place of the 8 who had been remanded for three months in the 3rd-year class and passed in June 1895; of the 124 students admitted or re-admitted during the session, 122 came from 21 districts of Bengal and 2 from Assam.

On the 1st April 1895 the female class consisted of 19 pupils, viz., 5 in the 3rd-year class and 14 in the 2nd-year class. At the opening of the session in June, 17 female students were newly admitted to the 1st-year class and 1 was re-admitted in the 2nd-year class, so that on the 30th June at the close of the session the female class consisted of 37 students. Of these 17 students, 1 had passed the University Entrance examination, 1 joined with a certificate stating that she had failed in that examination in Mathematics only, 1 had passed the middle English scholarship examination, 1 the 7th standard examination, 1 the upper primary scholarship examination, and 12 passed the school test examination for admission.

Of the 37 female students, 28 held Government scholarships of Rs. 7 each per mensem; some of them continued to hold these scholarships for the whole year, but some for a part of it only. As six of the students received sufficient aid from other sources, they were not granted Government scholarships, and three others were deprived of the Government scholarships for want of progress.

Of the male students, 45.72 per cent. possessed the University Entrance examination certificate, 19.37 per cent. possessed certificates of having read up to that standard, 28.75 per cent. had passed the middle English examination, 2.50 per cent. the middle vernacular examination, 1.25 per cent. possessed certificates of fitness from the Director of Public Instruction, Assam, while 2.5 per cent. were uncertificated. A certificate below the middle English will no longer be accepted, except in the case of Barua-Maghs and Assamese.

Monthly class examinations are held in each subject, and on the result of these examinations alone depends the promotion of students from the first to the second year, one-third marks being required in Anatomy and Materia Medica. Sixty-five out of 75 male students and 12 out of 15 female students of the first-year class were promoted. All who failed were removed from the school.

The *diploma or license examination* has two divisions. The first is for the second-year and the second for the third-year students. These examinations were held in February and March last.

Of the 89 male students in the second-year class, 75 were allowed to compete at the *first diploma examination*, and 64 passed and were promoted to the third-year class.

Of the 25 unsuccessful students 11 failed twice and their names were consequently removed. The remaining 14 have been relegated to the second-year class for another year.

There were 13 female students in the second-year class; 11 were allowed to go up and 8 who were passed were promoted. Of the 5 unsuccessful pupils 1 failed for a second time and was removed; while 4, who failed this year for the first time, were relegated again to the second-year class.

At the *second diploma examination*, the 9 students who had failed only in one subject in March 1895 were re-examined in July 1895, and 8 of them passed. The other student was remanded for the whole session. In February last there were 3 remanded and 48 third-year students. All but one were permitted to go up for the second diploma examination, and 32 passed. The one who was not allowed to go up was a student who was rusticated for the session, and was only re-admitted in February 1896. Of the 18 students who were unsuccessful at the examination, 2 have been removed for failing twice, 3 failed in more than one subject and have been relegated to the third-year class for another session, and 13 failed in one subject and have been remanded for 3 months for re-examination in that subject in which they failed.

It will thus be seen that 59 male students appeared at the final examination during the year, and 40 passed. All the 5 female students appeared, and 4 passed. The unsuccessful female student has been remanded for three months.

SPECIAL  
INSTRUCTION.

As in the last year, the senior female students attended the out-door department of the Eden Hospital, under the tuition of Mrs. Kadambini Ganguli, on every alternate day, from 8th April to 7th September 1895. A new lying-in ward having lately been constructed in this hospital, the necessity of the female students attending the Eden Hospital has ceased.

During the year a donation of Rs. 192, made by Babu Binod Bihari Mallik, was received through the Hon'ble H. J. S. Cotton, C.S.I., the Chief Secretary to the Government of Bengal, to pay for a scholarship of Rs. 8 a month for two years to a female student of the first-year class who passes out highest.

The average monthly number of students in the *compounder class* in former years was not less than 75, and that of first-year students in the *licentiate class* attending the dispensary was about the same, or even more. The presence of both these classes, or of 150 students, in the same dispensary room, at one time, is disadvantageous to each other. This was brought to the notice of the Inspector-General of Civil Hospitals when he visited this institution in November last, and the abolition of the compounder class at this school was proposed. The candidates for the examination for compounder's certificate will find no difficulty in learning their work, as there are now so many recognised dispensaries in the city. Pending the decision of this question, no student was taken into the compounder class after November 1895.

The first *half-yearly examination of compounders* was held in April, and the second half-yearly in October. Fifty natives and 4 Europeans or Eurasians registered their names as candidates for the examination in April, and 44 natives and 5 Eurasians for the examination in October. Thirty-nine of these were trained in the recognised dispensaries, and 64 in the compounder class of the school. Fifty-nine passed the examination. No female students attended either the class or the examination during the year.

Two licentiates of the school were taken into the service of Government as Civil Hospital Assistants. Many passed students of this school were also recommended for appointments on tea-gardens, zamindari, railways, and municipalities.

The Lady Elliott Hostel for female students was built during the year at a cost of Rs. 1,07,830 on a site adjoining the hospital compound. It is a handsome building with rooms for the accommodation of 48 students and quarters for a matron. The management of the hostel will be undertaken by the Bengal Branch of the Countess of Dufferin Fund.

On the 12th December 1895, Lady Elliott, who was accompanied by Sir Charles Elliott, the late Lieutenant-Governor of Bengal, opened the hostel.

148. *Dacca Medical School*.—Surgeon-Lieutenant-Colonel E. G. Russell, B.Sc., held charge of the school throughout the year. There were no changes in the teaching staff. The attendance at the beginning of the session was as follows:—87 in the third-year, 71 in the second-year, and 53 (of whom 6 were females) in the first-year class, or 211 altogether. During the year 14 students withdrew or were dismissed, and there remained 197 at its close, of whom 4 were females.

The sanctioned number has, in each year, been exceeded; but measures are being taken to limit the number to 160. This cannot be effected in one year without causing an undue depletion in succeeding years. With this object in view the number of first-year students in the year under review has been limited to 47. It will take two more years of restricted admission to bring the school to its prescribed proportions. The 47 students composing the new admissions were selected from among 98 candidates, preference being given to those best educated. All those selected had either passed, or appeared at, the University Entrance examination, with the following exceptions:—4 from Assam and 1 from Cooch Behar.

(1) *School Test Examination (1st-year students)*.—Of the 53 first-year students, 47 were qualified to appear at the examination for promotion to the second-year class, and 40 of these were promoted, including 5 females. Seven failed and were remanded.

*First License Examination (2nd-year students)*.—There were 48 candidates out of 71 students of the second-year class and 35 passed and were promoted to the third-year class.

*Second License Examination (3rd-year students).*—77 out of 87 pupils in the third-year class appeared, and of these 61 passed. Three failed absolutely, 13 failed in one subject, and were remanded for three months.

*Compounder Class.*—The first half-yearly examination of compounders was held on the 19th April. There were 22 candidates, of whom 19 passed. The second half-yearly examination was held on the 23rd October. There were 9 candidates, of whom 7 passed, and 2 were remanded for three months. On re-examination both of these passed.

Of the 6 female students who joined the school in the year under report, 3 were Christians, 1 a Brahmo, 1 a Hindu (Brahman), 1 a Musalman. Their attendance was creditably regular. One left the school during the session, the other 5 presented themselves for the test examination, all of whom passed and were promoted to the second-year class. All these students held Government retaining stipends of Rs. 7 per mensem. There is no dwelling-house or hostel for female students. They live with relatives in the town. The scheme is reported to have worked satisfactorily. The discipline of the school continued to be good.

149. *Temple Medical School, Patna.*—The school was successively in charge of Brigade-Surgeon-Lieutenant-Colonel Nicholson, of Surgeon-Lieutenant-Colonel Bovill, of Surgeon-Major Cobb, of Surgeon-Major Owen, and Surgeon-Major Whitwell. The number of students in the Licentiate class at the opening of the session was 159, of whom 13 left or were removed during the year, and 146, including 8 females, was the strength of the school at its close. There were besides 11 pupils in the Compounder class. Of the 159 students at the beginning of the session, 30 came from the Central Provinces and 1 was a military student. Thus out of the sanctioned number of 160, there were only 128 students, and for 32 vacancies only 26 local men could be found fit to take admission, many applicants having been rejected owing to the higher standard of admission qualifications brought into force, with effect from the beginning of the year. Classified according to religion, 104 of the pupils were Hindus, 50 Muhammadans, 4 Christians, and 1 Brahmo. Classified according to the place of origin, 78 were Biharis, 42 were Bengalis, 32 came from the Central Provinces, two from Chota Nagpur, two from the North-Western Provinces, one from Assam, one was a European, and one a Eurasian. As regards the general educational attainments of the pupils, five of them had read up to the First Arts standard, 18 had passed the Entrance examination, 47 had failed at the same examination, 16 held the Middle English and 25 Middle Vernacular certificates, 23 had read up to the first class of High Schools, 15 to the second class, 4 to the third class, and 3 to the Middle English standard, so that there were only three pupils in all who had no knowledge of English.

Among the 30 students remaining in the first-year class at the close of session 1895-96 (namely, 17 local males, 3 local females, and 10 from Nagpur), 27 (namely, 15 local males, 3 local females, and 9 from Nagpur) passed the teachers' test, and were promoted to the second year.

Among the 40 students remaining in the second-year class at the close of session 1895-96 (namely, 30 local males, 1 local female, and 9 from Nagpur) 37 students were allowed to appear at the First License examination (namely, 27 local males, 1 local female, and 9 from Nagpur). Of these, 36 passed (namely, 26 local males, 1 local female, and 9 from Nagpur); and 1 local male having failed in Physiology only was remanded for re-examination after three months in that subject. This re-examination was held in July 1896, and the student passed.

Among the 76 students remaining in the third year at the close of session 1895-96, 52 students were allowed to appear at the Second License examination, namely, 37 local males, 3 local females, 11 from Nagpur, and one military student. Of these 52 candidates, 42 passed (namely, 30 local males, 2 local females, and 10 from Nagpur); and 6 students having failed in one subject only (namely, three local males, 1 local female, and one from Nagpur, in Surgery, 1 local male in Medical Jurisprudence), were remanded for re-examination after three months in the respective subjects. The re-examination was held on 6th July 1896 and all passed.

SPECIAL  
INSTRUCTION.

The 8 students who remained in the Compounder class at the close of the session 1895-96 (namely, 2 Hindus and 6 Muhammadans) were examined in April 1896 and all passed.

Three of the female students, being locally married women, lived with their husbands; but four of them, who were Bengalis, were badly in need of suitable quarters, and had to rent rooms in the bazar. Sanction has already been given for the purchase of a house which Dr. Bovill recommended for conversion into a female hostel. This house, although conveniently situated, is in a very bad state of repairs, and the question has been allowed to lie over for a year.

The Municipal dispensary of Bankipore is used as the hospital. The female hospital is detached and reserved for the female students only. The male hospital is reported to be constructed on a bad plan, and in regard to its fittings and arrangements, unsuitable to meet the educational needs which a technical hospital in connection with a medical school should do. The Superintendent writes—"It is hoped that a new hospital will soon be constructed on the grounds of the Temple School."

The Library received an addition of some useful books purchased from the budget grant of Rs. 200 sanctioned for the year. Dr. Nicholson on retiring from service presented the school with a small collection of books, some of which are recent. The grant of Rs. 3,000 sanctioned by Government in March 1895 for the purchase of models for the Museum was received so late in the year that it could not be fully laid out. The laboratory is said to be inadequately equipped.

There is a barrack for male students in the school compound, in which 39 pupils took their quarters. The employment of monitors is said to have to a great extent helped in maintaining discipline and securing cleanliness. Separate prayer-rooms and cook-sheds were assigned to each denomination of students, and a small shed was reserved for all resident members for athletic practices. The students from the Central Provinces, who constitute the majority of the inmates, succeeded after several attempts in forming three or four small messes during the year under report. Caste rules and mutual disagreements had hitherto prevented the formation of any such messes among them, so that each student had to cook for himself as best he could.

There were a few cases of illness among the barrack students, but none of them were of a serious nature. One student is reported to have died during the year.

There were no serious complaints regarding breaches of discipline. Speaking generally, the students were well behaved, regular and submissive, and were attentive to their studies.

150. *Cuttack Medical School.*—Surgeon-Lieutenant-Colonel Zorab was in charge as Superintendent from 1st April 1895 to 10th January 1896, and Brigade-Surgeon-Lieutenant-Colonel Meadows from 11th January to 31st March 1896.

During the year under report there was no change in the teaching staff. There were 6 teachers employed, 2 Assistant Surgeons, and 4 Civil Hospital Assistants, as in the previous year.

The number of students at the opening of the session was 163 and 135 at its close. All male students admitted during the year with the exception of four had some knowledge of English, having passed the University Entrance examination or read up to the standard of the 3rd class of a High School. Out of 58 students of the first-year class, 30 (viz., 29 males and 1 female) passed the teachers' test and were promoted to the second-year class, 19 being remanded for another year and 9 dismissed for having failed during two successive years. Of 39 students of the second-year class, 37 (34 males and 3 females) were allowed to appear at the First License examination and 35 (viz., 32 males and 3 females) passed and were promoted to the third-year class. Of 38 students in the third-year class, 32 students (viz., 31 males and 1 female) were allowed to appear at the final (senior diploma) examination. Of these, 26 (viz., 25 male and 1 female) passed. Three male students who failed in one subject only were remanded for three months. It is not known whether the 26 passed pupils have obtained employment or not. Out of 2 candidates for the examination for compounders, 1 passed.

151. The following table compares the expenditure from public and private sources, and the average cost of each pupil in the four vernacular medical schools for two years:—

NAME OF SCHOOL.	Number of Institutions.	Number of pupils on the rolls on the 31st March.	Average monthly roll-number.	EXPENDITURE FROM—					Total.	AVERAGE ANNUAL COST OF EDUCATING EACH PUPIL.	
				Public funds.			Private funds.			Cost to public funds.	Total cost.
				From—		From—					
				Provincial revenue.	District fund.	Municipal fund.	Fees and fines.	Other sources.			
1	2	3	4	5	6	7	8	9	10	11	12
1895.											
Sealdah	...	...	...	Rs.	Rs.	Rs.	Rs.	Rs.	Rs.	Rs. A. P.	Rs. A. P.
Dacca	...	...	...	...	...	...	...	...	...	...	...
Patna	...	...	...	...	...	...	...	...	...	...	...
Cuttack	...	...	...	...	...	...	...	...	...	...	...
Total	4	848	882	72,162	...	...	23,238	19,026	1,14,426	81 12 9	129 11 2
1896.											
Sealdah	...	...	...	Rs.	Rs.	Rs.	Rs.	Rs.	Rs.	Rs. A. P.	Rs. A. P.
Dacca	...	...	...	...	...	...	...	...	...	...	...
Patna	...	...	...	...	...	...	...	...	...	...	...
Cuttack	...	...	...	...	...	...	...	...	...	...	...
Total	4	762	811	75,800	100	...	21,238	15,354	1,12,492	93 9 4	138 11 4

It will be seen that the total cost and the average cost to public funds of educating each pupil increased in the Sealdah Campbell and the Dacca Medical Schools, owing to the decrease in the average monthly attendance. Both these figures show some decline in the Patna Medical School, owing to decrease in the expenditure from different sources, while the reverse was the case in the Cuttack Medical School.

152. Of the 7 unaided medical schools 5 were in Calcutta and 2 in Dacca. The schools in Calcutta were—

- (1) *The Calcutta Medical School.*—It had 397 pupils against 370 in the preceding year, and the average monthly strength rose from 405 to 425. The total expenditure was Rs. 15,413, whilst the total receipts amounted to Rs. 19,263, thus leaving a surplus of Rs. 3,850 at the close of the year.
- (2) *The Calcutta School of Homœopathy.*—The number on the rolls declined from 115 to 95, but the expenditure rose from Rs. 2,700 to Rs. 3,126, the whole of which was raised from fees.
- (3) *The College of Physicians and Surgeons of Bengal.*—A new medical school under this name was opened at 165, Bowbazar Street, in January 1896, to perpetuate the memory of the late Dr. Coates, who was for several years Principal of the Medical College. In order to be admitted into this institution, a student must have passed the Entrance examination of an Indian University, or must pass the College Matriculation examination equal in standard to the University Entrance. The number on the rolls on the 31st March last was 43, and the total expenditure was Rs. 834.
- (4) *The Electro-Homœopathic School.*—It was started on the 3rd of January 1896. The number on the rolls was 19, and the total expenditure Rs. 48.
- (5) *The Bengal Eclectic Medical Institution.*—Another unaided medical school started at No. 109, Amherst Street, on the 27th January 1896. The number on the rolls was 40, and the total expenditure Rs. 200.

The Divisional Report contains no information concerning the two unaided medical schools shown in the returns of the Dacca Division.

SPECIAL  
INSTRUCTION.

153. ENGINEERING AND SURVEYING.—The number of institutions under this head shows no change. The pupils attending them increased from 922 to 944.

154. *Sibpur Engineering College*.—Mr. J. S. Slater was in charge throughout the year. The College now consists of three departments: the Engineer Department affiliated to the University, which contained at the close of the year 106 students, all Hindus, excepting 3 Europeans and 3 Muhammadans; the Apprentice or Foreman Mechanic Department, containing 215 students, of whom 173 were Hindus, 39 Europeans, and 3 Muhammadans; and the Artisan class, with 13 students, 1 being Hindu, 7 Muhammadans and 5 Native Christians. The strength of the College on the 31st March last, excluding the Artisan class and two special students sent by the East Indian Railway Company to learn chemistry with special reference to the analysis of iron and steel, was 321, against 304 (97 Engineers and 207 apprentices) of the previous year.

In the Engineer Department 104 applications for admission were received, but only 46 were, under the new rules, permitted to join, including one old student who had failed at the annual examination and was re-admitted to the first-year class. Of the 45 new students, 36 were admitted to the first-year class after passing the F. A. examination, while 9, who had passed the B. A. examination on the Science side, were admitted directly to the second-year class. Nine students afterwards quitted the school from the first and second year classes, as ten students had done in the previous year.

The first-year students were taught compass-surveying and levelling in the neighbourhood of Calcutta. The second and third year students went into camp at Purulia under Mr. Heaton from November to January. The usual surveying and levelling operations were conducted, and maps of the adjacent country prepared. The senior students visited the following works during the year:—

Jamalpur Workshops.  
Messrs. Burn & Co.'s Workshops.  
Raniganj Pottery Works.  
Barakar Iron and Steel Works.  
Head Works, Midnapore Canal.

East Indian Railway's Carriage and Wagon  
Works at Howrah.  
Burdwan Water-works.  
Serampore Water-works.  
Kidderpore Docks.  
East Indian Railway's Collieries, Giridih.

It is seen that notwithstanding that a good deal of the time of the Principal and his students was taken up in connection with the transfer of workshops from the Public Works Department to the College, arrangements were made to enable them to pay a large number of visits to many works of interest and importance.

At the first examination in Engineering held by the University, 32 candidates appeared and 11 passed. At the L.E. and B.E. (or final) examinations, 24 candidates appeared and 6 passed; the large failure was ascribed to the want of proper care in moderating the questions, which, as the Principal observes, were in some cases too long and in others too difficult. Mr. Slater writes: "It is no uncommon occurrence to find in a paper of, say, ten questions, one or two questions which would take up the full time of the candidates to answer thoroughly. This state of affairs must continue as long as the University fails to engage the services of Examiners in Engineering subjects who have had previous training in the art of examining. The only difference between the L.E. and B.E. examinations is that candidates for the latter must have previously passed the First Arts examination, while the Entrance certificate is a sufficient preliminary qualification for the former. As no students are now admitted to the Civil Engineering College, except those who have passed the First Arts standard, the College will in future train candidates for the B. E. degree only. The Principal reports that the result of the College examination of the 1st and 2nd year classes was "very satisfactory."

Besides the guaranteed appointment secured by a Hindu during the year, another appointment of Apprentice Engineer was conferred on a graduate of 1894. The graduates of the previous year were undergoing one year's course of practical training under the Public Works Department, with the exception of one student, who, having accepted a mining scholarship, was serving his time in the East Indian Railway Collieries at Giridih.

In the apprentice department there were 80 qualified applicants for admission, and of these, 47 were admitted. The enhanced qualification for admission is now the passing of either the Entrance examination or the 7th standard under the European School Code. With the former qualification 39 were admitted and 8 with the latter. In addition to these, 7, who had failed at the annual examination of the first-year class, were allowed to rejoin, so that the new class consisted of 54 students.

Ten overseers' certificates were granted to apprentices leaving the College before the completion of their apprenticeship. Besides these, 13 certificates were given to Engineer students and 12 to apprentices who had only completed a part of their course. Seven College certificates were also granted to students who failed to pass the L. E. and B. E. Examinations, but had completed their course of instruction. The demand for qualified apprentices still continues, and none is heard of who is without employment.

155. The following is extracted from Mr. Slater's report:—"Under a recent ruling of the Government of India, only one guaranteed appointment as 3rd grade overseer in the non-pensionable establishment of the Railway Branch is given yearly instead of two. The prospects held out in this appointment are not sufficiently good to induce the best European and Eurasian students to accept it. In 1895 W. Gardiner, who was first on the list, refused it, and in the year under review W. Viney, who was entitled to it, declined it.

\* \* \* Both these students received suitable employment in private Engineering firms in Calcutta on salaries of Rs. 150 and Rs. 200 a month, whereas the Government appointment only carries with it the pay of Rs. 60 a month. As long as this rule is in force, the best European and Eurasian students will get employment in private firms; but it seems to be a pity that Government cannot, after being at the expense of their education, entice some of them to join their service. Out of the last batch of seven European apprentices who left in February, six are now employed as follows:—One in a Calcutta Engineering firm, one in the India General Steam Navigation Company's Boat yard, one in a private Engineering firm near Darjeeling, two by the East Indian Railway, one as an Assistant Engineer on a Tea Garden \* \* \* Every one of these men would have been a useful subordinate on Railways, especially frontier work; but they will not join Government service on a salary which is insufficient to support them."

156. The year under review is the first year since the transfer of the practical training of the students from the Public Works to the Education Department. The transfer has been effected without any break of continuity of instruction. The students manufactured in the workshops moulding boxes, moulder's tools, a new cupola, a saw bench, and two boats of different builds. A fair amount of furnishing work, in connection with the equipment of the chemical and physical laboratories, was also done. Machine manufacture went on, and in course of the year several machines were constructed at a very low cost. An experimental engine is being fitted up for the sole purpose of valve setting, which will be compulsory for all students. Experimental electric work was also conducted, and dynamos and motors set to work, and pattern-making was introduced. Besides these, instruction has been given in testing cast-iron bars, in bending and fitting pipes for gas and water-supply, and in plumber's and other works of minor importance. The practical training under the Principal indicates a distinct advance on the old method. From a financial point of view the working is fairly satisfactory, as the value of the return is greater than the amount sanctioned by Government to meet the cost of practical training excluding the pay of the instructors. Most of the works done and the articles manufactured were required for the College and shops, and the Government was thus saved a large sum of money, which it would otherwise have had to spend in purchasing, at a comparatively much larger cost in the market, instruments which the apprentice students made with the assistance of their instructors. The cost of working the shops, including the charges for petty establishment, that for fuel for engines, etc., together with the value of iron, wood, roping, shafting and other minor requisities, amounted to Rs. 9,940 during the year; and the aggregate value of the work done estimated at a much lower price than the ordinary market value (Rs. 20,000) on account of their defects in finish was about Rs. 9,000.

SPECIAL  
INSTRUCTION.

Besides, there was at the close of the year a stock balance of Rs. 1,200, exclusive of patterns, for the moulding shops. Thus, roughly speaking, the shops may be considered to be self-supporting. The following extract is of interest, as it shows how the College can help along the struggling Industrial Schools in the mufassal. "The Elliott Artizan School at Comilla requires appliances of the value of about Rs. 400 estimated according to our scale of charges. This apparatus, if purchased in the market, would cost not less than Rs. 2,000. A large portion of this order is now ready and the whole will soon be despatched."

For the first three years after it was proposed to establish three mining scholarships, no students came forward for a training in mining. During the year under review, however, one graduate volunteered for this work and is now, after graduating in engineering, undergoing training in the East Indian Railway Colliery at Giridih, as already adverted to above. Proposals for a mining laboratory in the College have been sanctioned, and the necessary machines will shortly be purchased. A full practical course in electric engineering has already been introduced with a special laboratory, and the greatest care was taken by the Professor of Science to include various types of engines, dynamos, cells, &c., so as to give a wide range of instruction to the students when the plant is at work. Government has sanctioned Rs. 80,000 for a complete electric installation for the lighting of the College, and the erection will be completed next year by a firm of contractors in Calcutta.

157. The Principal managed to visit during the year the following technical schools:—Giridih, Bankura, Bihar, Dumraon, Burdwan, Comilla, and Pabna. The affiliation of technical schools to the Sibpur Engineering College has advanced, and the following schools are now so affiliated:—

Mymensingh.	Pabna.
Burdwan.	Comilla.
Rangpur.	Bihar.

Mr. Slater states:—"Within a measurable time these schools will be able to act as feeders to the Sibpur Engineering College. In their present stage of existence they are teaching the elements of manual work in the various centres where they are located. If properly worked with necessary equipments which would require State help, and regularly supervised by trained Inspectors, these technical schools will be able to turn out a duly qualified set of students for admission into the Engineering College every year. \* \* \* \* The Bihar Industrial School sent up eleven candidates for examination, nine of whom passed and six were admitted into the third year class of the Apprentice Department."

158. The additional buildings necessitated by the new constitution of the College, and sanctioned by Government, are (1) quarters for two foremen instructors; (2) quarters for the Superintendent of the Hindu mess, the compounder, and the head laboratory assistant, and (3) a cook-room for Muhammadan students. The minor works completed were (i) a drain round the new chemical laboratory, (ii) a latrine near the workshops, and (iii) a verandah along the south of the chemical laboratory. Towards the close of the year Rs. 12,000 were sanctioned for ceilings in the chemical and physical laboratories, and for furniture. This work was being done partly by contract and partly by the students.

Mr. Finney, Manager, Eastern Bengal State Railway, delivered a course of six lectures on railway construction and management.

159. Athletics and sports of kinds were sedulously practised. The students were very successful in the cricket season, the College cricket eleven won the Harrison Senior Cricket Challenge Shield, beating the Martinière in the final. The reclaimed foreshore of the College makes an excellent football ground. Gymnastic classes were held every afternoon. The College corps of volunteers, which is No. 1 Engineer Company attached to the E. I. R. Volunteers, was in an efficient state.

160. On the 31st March last there were 312 students in the College boarding-houses—268 Hindus and 44 Christians. Of the Christian students, 25 paid the reduced fee of Rs. 5 and 5 were free, so that only 14 Christian students paid the full messing fee of Rs. 20 a month. Of the 44 Hindu



students, 40 paid only Rs. 2 a month, the remaining 4 paying Rs. 7 monthly, which is the full cost of messing for native students. The general health of the inmates was good.

161. *Dacca Survey School*.—The number of pupils remained almost stationary, having been 397 against 399 in the preceding year, of whom 251 belonged to the first-year and 146 to the second-year class. Of the pupils, 362 were Hindus, 30 Muhammadans, 4 were Buddhists, and one was a Brahmo. The receipts from fees and fines increased from Rs. 8,208 to Rs. 8,228, and the gross expenditure declined from Rs. 10,304 to Rs. 9,837. The cost to Government was thus Rs. 1,483, against Rs. 2,096 in the preceding year.

The practical training of the pupils, especially in cadastral survey with plane-tables, received the usual attention of the school staff. The field of survey extended over about 100 square miles, of the whole of which tract cadastral survey maps were prepared by the pupils. Azimuth observations were taken at 45 stations to test the angular work of the survey parties. Sir Alfred Croft visited the school in January last with Captain Crichton, Superintendent of Settlement Surveys, who tested some of the plane-table sheets and inspected all the survey work that was being carried out in the school. It is a pleasure to be able to say that Captain Crichton pronounced them to be on the whole very satisfactory. The slight modifications which have been recommended by him will be carried out as soon as the head-master becomes acquainted with the details that are followed by professional parties of the Survey of India Department, and as soon as additional instruments are supplied for the purpose.

At the annual examination held in April 1896, 248 pupils of the first-year class attended, of whom 114 were declared fit for promotion to the second-year class. One hundred and forty-three students of the second-year class went in for the final examination, of whom 76 passed and obtained certificates. Mr. Edwards, Principal of the Dacca College, who superintends the work of the School, remarks that only a few of the students passed at this examination in 1895 were able to secure employment during the year, though the improved method introduced in their practical training has rendered them better qualified than their predecessors. This fact shows that the supply is probably in excess of the demand.

162. *Patna Survey School*.—The number of students was 128 (79 Hindus, 48 Muhammadans, and 1 Eurasian), against 155 of the preceding year. The expenditure for the year was Rs. 5,530 (against Rs. 5,538), of which the fee-receipts contributed Rs. 1,719 (against Rs. 2,020). Thus the school cost Government Rs. 3,811 against Rs. 3,518 in 1894-95.

The students of the first-year class were divided into eight parties, about nine in each. They went into the field fortnightly, four parties at a time, and each group on returning spent a fortnight in plotting and drawing. They surveyed among them the Police lines, the maidan and race-course by chain only, and the Collectorate, the Judge's Court, the Temple Medical School, the Patna College, and other sites by compass. The general compass survey embraced circuits from the Bankipore gola to Sultanganj. The second-year class was similarly formed into eight parties. They surveyed with plane-table a considerable tract of land under *rabi* crop, while with the theodolite they surveyed the same by Gale's traverse method. In levelling they took fly-levels with the Dumpy level and section levels for an imaginary road two miles in length. They also practised the method of laying out a railway curve with the theodolite.

For the final examination, 63 appeared from the second-year class, and of these 53 passed and received certificates.

163. *Cuttack Survey School*.—The number of pupils on the 31st March advanced from 51 to 81. Only 31 of them were natives of Orissa, and the rest belonged to different parts of Bengal. In the preceding year the number of Uriya pupils was 25, and of Bengali pupils 26. The fee-receipts rose from Rs. 447 to Rs. 863. The total expenditure was Rs. 3,316, of which Rs. 2,453 were paid from Provincial revenues, against Rs. 2,420 in the preceding year. At the final examination held in April 1896, 27 pupils appeared, of whom 21 passed.

The field work received its due share of attention. The head-master reports that the pupils have been trained in the use of the theodolite,

SPECIAL  
INSTRUCTION.

and that particular attention was paid to the teaching of cadastral surveying in order that the pupils may be the better qualified to serve as native amins.

Captain Crichton visited the school in March last, thoroughly tested the work of the pupils both in the school and in the field, and expressed himself generally well satisfied with the method and accuracy of the teaching.

The conduct of the pupils was good. Physical exercises are popular with the students. Some of them combined with the College pupils to make up a joint eleven, who beat a European eleven of the station at cricket.

164. ART AND INDUSTRY.—Under this head are included the Government School of Art, the newly returned unaided Indian Art School in Calcutta, and the several industrial schools maintained either by Government, by District Boards, or by private agencies, with or without Government support, in various parts of Bengal.

165. *The Government School of Art.*—The late Mr. W. H. Jobbins, Superintendent of the institution, remained in charge from the 1st April up to the end of August, and Mr. O. Ghilardi, the Officiating Superintendent, was in charge to the end of the year. Owing to his illness, Mr. Jobbins left for England on the 10th of September last, but died before reaching Suez. By his death the institution has suffered a serious loss. A movement is on foot to erect a tablet to his memory, and subscriptions are being raised for the purpose. The number of students on the rolls was 273 against 270 in the preceding year, and the fee-receipts came to Rs. 6,255 against Rs. 6,375. The students worked with the same interest as formerly, and their conduct was good. The school appears to have obtained a fitting successor to the late Superintendent in Mr. Havell from the Madras School of Art.

It having been decided by the Department that marks obtained in drawing by candidates at the Entrance examination will be counted in the award of junior scholarships, this subject has acquired great importance in the eyes of school authorities. In consequence, several students of this institution have obtained employment as drawing teachers in schools. Twenty-eight students have obtained employment as draughtsmen in different offices. The Engraving and Lithographic classes were fully engaged during the year in the production of drawings, lithos., and engravings for the Geological Society of India, for the Reporter on Economic Products to the Government of India, for the Indian Museum, and for other Government offices.

The total expenditure on the school amounted to Rs. 25,858.

166. *Art Gallery.*—Attached to the school is the Art Gallery, which remained open to the public for 156 days during the year. The number of visitors was 4,626, of whom 937 were Europeans, 3,063 Hindus, and 626 Muhammadans. The number of pictures in the possession of the gallery was as follows:—Oil paintings 83; water paintings 96; engravings 18; chromolithographs 51; chalk and pencil drawings 20; photographs and other works of art 96. No addition was made during the year. The budget grant was Rs. 10,000, of which Rs. 2,006 only were spent—Rs. 1,656 on establishment and Rs. 350 on contingencies.

167. *The Indian Art School* was started at 55, Wellington Street, in the beginning of February 1896. It aims at instructing pupils in the art of painting in all its branches, and also in photography and modelling. It is the first unaided school of its kind in the Province.

168. *Industrial Schools.*—The number of these schools remained unchanged. Those under public management decreased by 2 owing to the abolition of the Dumka blacksmith's shop and the school at Pathra, both in the Sonthal Parganas. The Board Industrial Schools declined from 8 to 7, owing to the Burdwan Technical School having been transferred to the aided list. The aided schools increased from 11 to 14. The Burdwan District Board Industrial School was transferred to the aided list, and the Bhawanipur Industrial School aided from the primary fund was returned as a primary school, its scope being more general than technical in its character. On the other hand, there was an increase of three aided industrial schools in the Chota Nagpur Division.

The number of unaided industrial schools (6) remained the same as in the preceding year. A school with the high-sounding title of the "Albert Temple of Science" has been newly returned from Calcutta, while Chota Nagpur shows the loss of one school.

169. The Government industrial schools are two in number:—

(1) *The Ranchi Industrial School.*—Its resources consist in a Government grant, the income from the sale-proceeds of articles manufactured and the interest derived from the Chutia fair-fund. The roll-number advanced from 29 to 31. Of the total number of pupils, 28 were Christians and 3 non-Christian aborigines. The school is reported to be doing well under its present Superintendent, Mr. D'Sylva. Its total expenditure during the year was Rs. 2,252, of which Rs. 1,368 were paid from Provincial revenues, and Rs. 884 met from local sources, Rs. 552 of which were derived from the sale-proceeds of manufactured articles. A little reading, writing and drawing, in addition to technical subjects, are included in the course of instruction.

In the preceding year 3 pupils, after completing their course of instruction in this institution, were sent to Sibpur for a further training in practical subjects for a period of 6 months. Rupees 200 were accordingly sanctioned by the Commissioner from the accumulated interest on the Chutia fair-fund for their board and lodging during their stay at Sibpur, at the rate of Rs. 10 per month for each boy. On their return from Sibpur, these pupils were provided with teacherships of 3 primary fund industrial schools in the district on Rs. 8 a month each, besides half the amounts of profit on the sale of the manufactured articles.

(2) *The Dumka Industrial School.*—The Dumka carpenter's school had two apprentices, against the same number in the preceding year. It cost nothing to Government for establishment charges. The sum of Rs. 100 was, however, paid for house repairs and ground rent. The establishment charges were met entirely from the sale-proceeds of the articles made by the apprentices and the head-carpenter. The Dumka blacksmith's shop has been closed.

170. The Board industrial schools numbered 7:—

(1) The Sonarpur Technical School in the 24-Parganas was attended by 21 pupils. Carpentry was the only subject taught. The total cost of Rs. 443 was paid by the District Board.

(2) *The Rangpur Technical School.*—This school was affiliated to the Sibpur Engineering College in June 1895, and an English class was opened from the following month to prepare boys for the third-year class of that institution. The roll-number of the school rose from 95 to 111. Of these 111 pupils, 31 belonged to Rangpur, 15 to Pabna, 10 to each of the districts of Dacca and Mymensingh, 8 to Bogra, 7 to Faridpur, 7 to Jessore, 3 to each of the districts of Nadia, Khulna, and Sylhet, 2 to each of the districts of Rajshahi, Barisal, Cooch Behar, Murshidabad, and Hooghly, and the remaining 4 to four other districts—in all 19 districts represented. At the last annual examination 11 out of 14 candidates passed the final examination, 6 being placed in the second and 5 in the third division. From the first-year class, 25 out of 36 were found fit for promotion. The total expenditure on the school rose from Rs. 4,151 to Rs. 4,338, or by Rs. 187. The expenditure from provincial revenues decreased by Rs. 320, while that from district funds and from fees increased by Rs. 528 and Rs. 379 respectively. The expenditure from other sources fell from Rs. 1,500 to Rs. 1,100. The Maharaja Govinda Lal Rai of Rangpur contributes Rs. 1,200 a year to the support of the school.

There are two boarding-establishments, one for Hindus and the other for Muhammadans, and the total number admitted as boarders was 25. The total boarding expenditure was Rs. 1,492, of which Rs. 459 came from the District Board. Including this amount, the District Board's total expenditure on the technical school was Rs. 2,248, against Rs. 1,261 in the preceding year, showing an increase of Rs. 987. These boarding houses should be made self-supporting.

The pupils earned Rs. 1,039-4 by executing orders from the public, and the money was distributed among them in proportion to the work actually done by each.

(3) *The Pabna Technical School.*—This school has also been affiliated to the Sibpur Engineering College, and it has received a grant of Rs. 50 a month from Government. As in the Rangpur school, there are here the Apprentice, the Amin, and the Artisan Departments, and the course of instruction in each spreads over three years. The artisan class receives lessons in carpentry, blacksmithy and drawing, but the class does not seem to take, as there were only 4 pupils in it

SPECIAL  
INSTRUCTION.

out of the 30 on the rolls of the school of the previous year. The total expenditure was Rs. 2,506, of which Rs. 350 were paid from provincial revenues and Rs. 2,156 from district funds. The district fund expenditure of the previous year was Rs. 2,891.

(4) *The Barisal Technical School*.—This school was started in 1890, under the direct management of the District Board. It has completed the fifth year of its existence. The number of pupils on its rolls has fallen off from 41 to 24, showing a loss of 14 pupils. The gradual decrease in the number of pupils, year after year, does not speak well of the success of the institution. The school is evidently unpopular, and from the account given by the Deputy Inspector, it appears that it has failed to serve the purpose for which it was established. Its total expenditure from the district fund was Rs. 2,227 against Rs. 3,499; and from fee-receipts Rs. 221, against Rs. 237 of the previous year. The falling off in the district fund expenditure is due to the fact that in the preceding year there was a large outlay for the purchase of instruments.

(5) *The Mymensingh Kasi Kisore Technical School*.—The school was established in July 1893 in memory of the late Babu Kasi Kisore Roy Chowdhury of Ram Gopalpur in Mymensingh. The greater part of the expenditure is borne by his son, Babu Jogendra Kisore Roy Chowdhury.

The number of pupils at the close of the year was 17. The establishment consists of a superintendent, a carpenter, a blacksmith and 2 servants, costing in all Rs. 147 a month.

The sale-proceeds of the articles manufactured amounted to Rs. 1,562, against Rs. 2,109 of the previous year. The total expenditure on account of the school came to Rs. 4,051, of which Rs. 1,337 were paid by the District Board. The expenditure in the previous year was Rs. 5,930.

Fifteen scholarships of Rs. 4 each are tenable at this school, and 2 of Rs. 10 each at the Sibpur Engineering College. A sum of Rs. 383 was spent by the District Board on account of scholarships during the year.

(6) *The Elliott Artisan School at Comilla*.—The scope of this school was enlarged during the year by the addition of an Apprentice Department to the Artisan class, and the school was affiliated to the Sibpur Engineering College. The Apprentice Department had 23 students and the Artisan class 21 (against 30 in the preceding year), of whom 12 were in the carpentry, 4 in the blacksmith's and 5 in the tinsmith's class. In consequence of the opening of the Apprentice Department, a mathematical teacher on an allowance of Rs. 25 and an assistant carpenter on Rs. 15 were added to the staff, and a boarding-house was opened for the accommodation of the students. There are no scholarships provided for the Apprentice Department, in which the students are required to pay a monthly fee of one rupee each. Eighteen stipends are available in the Artisan class, but only 10 were awarded. The total expenditure amounted to Rs. 6,298, viz., establishment Rs. 2,689, stipends Rs. 435, tools Rs. 300, materials Rs. 1,807 extra labour Rs. 142, house repairs, &c., Rs. 682, boarding charges Rs. 75, and contingencies Rs. 168. The receipts came to Rs. 6,685; of this sum Rs. 797 were paid by Government for the tinsmith's class and Rs. 2,700 by the District Board; Rs. 820 were received as subscriptions, viz., Rs. 500 from Raja Binay Krishna of Calcutta, Rs. 300 from His Highness the Maharaja of Tippera, and Rs. 20 from Mr. Carlyle, the late Collector of the district. Rupees 2,300 were obtained from the sale-proceeds of manufactured articles and Rs. 68 from students of the Apprentice Department as school and boarding fees. The school was visited by the Principal of the Sibpur Engineering College during the year, who made valuable suggestions for its future work.

(7) *The Purnea Technical School*.—Had 15 on its rolls, against the same number in the year before. It cost Rs. 2,530, out of which Rs. 1,172 were met from the sale-proceeds of the articles prepared in the school. The expenditure of the District Board upon it was Rs. 1,358.

171. *Aided Industrial Schools*.—These numbered 14, but it seems unnecessary to enter into details regarding each of them. To do so would be to unduly extend the limits of this report. I will content myself therefore with merely naming them:—

(1) The Burdwan technical school and (2) the Mahisadal Raja's technical school in the *Burdwan Division*, (3) the Murshidabad technical school in the

*Presidency Division*; (4) the Society for the Propagation of the Gospel industrial school in *Calcutta*; (5) the Pakur industrial school in the *Bhagalpur Division*; (6) the Alalpur industrial school in *Orissa*, and (7—14) eight institutions of less pretentious character in the *Chota Nagpur Division*. These eight schools teach a little carpentry in addition to reading, writing and arithmetic.

172. The unaided industrial schools were six in number: a few words regarding two of these seem to be called for.

(1) *The Albert Temple of Science* in *Calcutta* has been returned for the first time. The institution is an old one, but not much is known of it. For want of information no detailed account of the school can be given, except that it is a technical institution. The number on the rolls was 63 on the 31st March last, and the total expenditure was Rs. 2,031. Of this, Rs. 140 was raised from fees, Rs. 109 from subscriptions, and Rs. 1,791 was raised from interest on the deposit of Rs. 44,500 in Government securities and in Municipal and Port Trust debentures kept in the custody of the Bank of Bengal on behalf of the institution.

(2) *The Bihar Industrial School*—Had an apprentice and an artisan department. The total expenditure was Rs. 6,652, against Rs. 6,815 in the preceding year. There were 58 pupils on the rolls at the close of the year. All the students were stipendholders. The course of instruction included, besides class work, blacksmith's, carpenter's and fitter's work. The third-year apprentice students were also taught plane-table surveying and the use of the theodolite, as also chain and compass surveying and levelling.

The Officiating Inspector of the Bihar Circle says:—

“The amalgamation of the Bihar industrial school with the Government survey school, as recommended by the general committee in the preceding year, will take effect from July 1896, when the two together will be designated ‘Bihar School of Engineering,’ and will be placed under the control of the Principal of the Patna College, and the workshops attached to it under the supervision of the Inspector of Works, Bihar Division.”

173. *Other Schools*.—Twelve schools have been returned under this head. They constitute a miscellaneous class, and need no lengthened description. They consist of an aided music school which sits in a room belonging to the premises of the *Calcutta* training school, a music school in *Bankura*, another music school in *Rangpur*, 4 Sanskrit schools in *Patna*, the *Vidyasagar* Sanskrit school in *Bhagalpur*, the *Buxar* railway school, the *Converts'* training home at *Barrackpur*, the *St. Joseph's* school at *Darjeeling*, and the *Deaf and Dumb* Institution in *Calcutta*.

The *Calcutta* Deaf and Dumb school had 24 pupils on the rolls, of whom 22 were Hindus and 2 Europeans or Eurasians. The total expenditure was Rs. 4,366, of which Rs. 1,200 were contributed by the *Calcutta* Municipality. The Special Departments of *St. Joseph's* school at *Darjeeling*, which educates students for admission into the public service, is introduced under this head, though the propriety of so doing may well be doubted. The *Converts'* training home at *Barrackpur* used to receive a capitation grant of Rs. 2-8 a month, subject to a maximum of Rs. 36. The school has since been brought under the operation of the grant-in-aid rules for girls' schools in *Calcutta* and its neighbourhood.

## VII.—FEMALE EDUCATION.

FEMALE  
EDUCATION.

174. In this chapter are shown the results of the year's operations as regards female education in secondary and primary schools; its progress in colleges and special schools has already been noticed in previous sections of this report.

175. The following table compares the statistics of schools for Indian girls for the past two years:—

1	1894-95.		1895-96.	
	Schools.	Pupils.	Schools.	Pupils.
2	3	4	5	
Managed by Government ... ..	2	253	2	251
Do. by District or Municipal Boards	3	137	3	139
Aided by Government or by District or Municipal Boards.	2,732	56,662	2,845	57,389
Unaided ... ..	479	7,515	546	8,195
Total ... ..	3,216	64,567	3,356	65,974
Girls in boys' schools ... ..	...	37,553	...	36,616
GRAND TOTAL ... ..	3,216	102,120	3,356	102,590

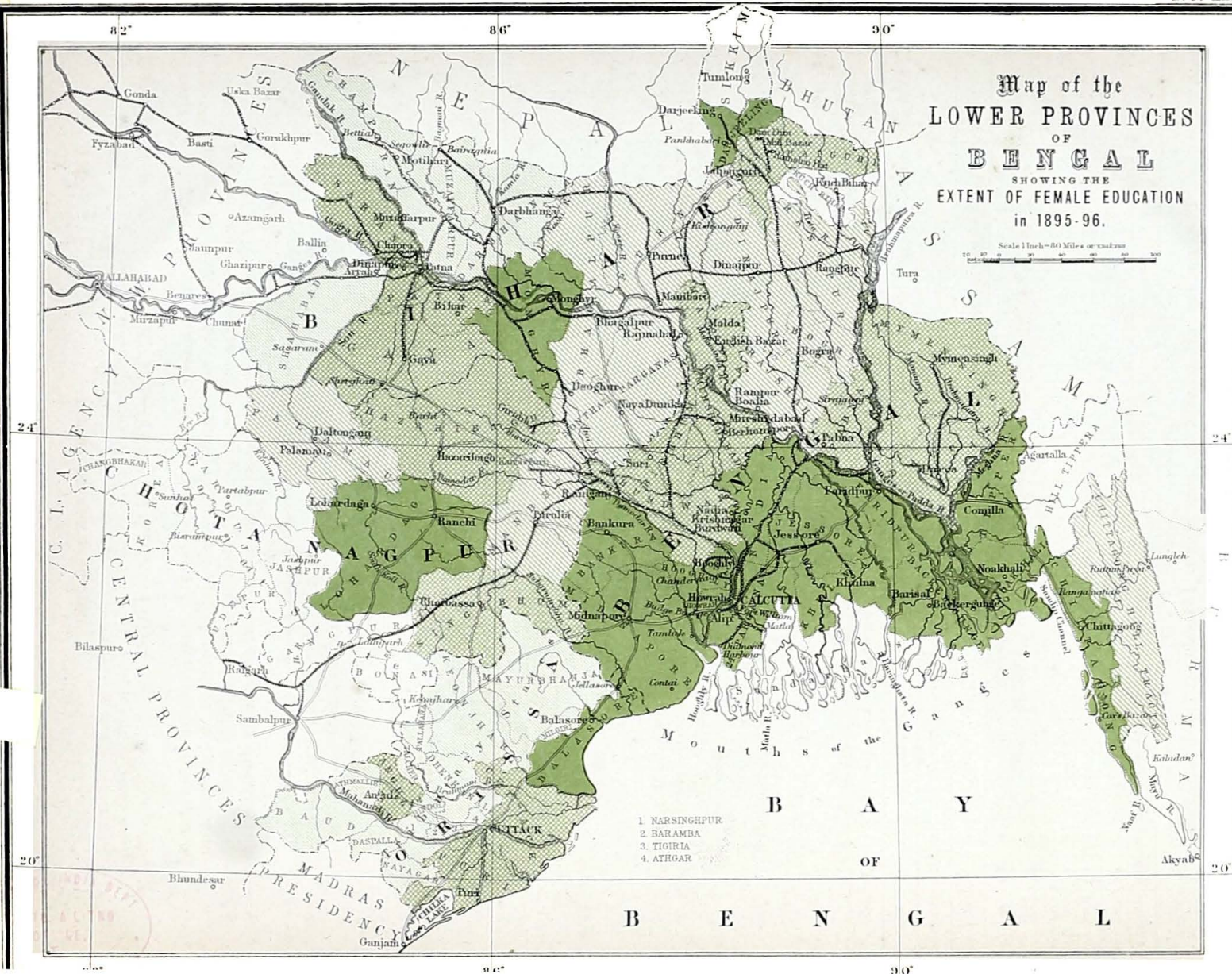
The schools show a further advance of 140 over the last year's figures, and the pupils attending them have increased by 1,407. Girls reading in boys' schools, however, have decreased by 937. The net gain in pupils, viz., 470, has been small in proportion to the gain in schools. It is unsatisfactory to find such a serious loss in the number of girls attending boys schools. The Government schools are the Bethune Collegiate School in Calcutta and the Eden Female School in Dacca.

176. The following statement shows the comparative figures for girls' schools in each division for the last two years:—

DIVISION.	HIGH ENGLISH.				MIDDLE ENGLISH.				MIDDLE VERNACULAR.				UPPER PRIMARY.				LOWER PRIMARY.				TOTAL.			
	Schools.		Pupils.		Schools.		Pupils.		Schools.		Pupils.		Schools.		Pupils.		Schools.		Pupils.		Schools.		Pupils.	
	1895.	1896.	1895.	1896.	1895.	1896.	1895.	1896.	1895.	1896.	1895.	1896.	1895.	1896.	1895.	1896.	1895.	1896.	1895.	1896.	1895.	1896.	1895.	1896.
1	2	3	4	5	6	7	8	9	10	11	12	13	14	15	16	17	18	19	20	21	22	23	24	25
Burdwan ... ..	...	...	...	...	1	1	20	14	2	2	73	59	75	70	2,784	2,420	325	341	5,555	5,470	403	414	8,432	7,963
Presidency ... ..	...	...	...	...	...	...	...	...	...	...	...	...	16	13	690	581	427	450	10,341	10,137	443	463	10,931	10,718
Calcutta ... ..	4	4	345	375	...	...	...	...	...	...	3	3	182	514	15	14	1,433	1,324	118	75	4,625	4,213	140	99
Rajshahi ... ..	...	...	...	...	...	...	...	...	...	...	3	3	121	107	10	9	361	291	147	154	2,335	2,295	160	166
Dacca ... ..	1	1	125	119	...	...	...	...	...	...	2	4	105	217	36	37	1,160	1,011	744	741	11,638	11,846	783	783
Chittagong ... ..	...	...	...	...	...	...	...	...	...	...	2	2	88	83	14	9	287	227	443	400	6,632	7,423	459	501
Patna ... ..	...	...	...	...	...	...	...	...	...	...	...	...	1	1	47	52	280	292	4,385	4,885	281	293	4,432	4,937
Biharalpur ... ..	...	...	...	...	...	...	...	...	...	...	1	3	27	65	8	6	233	197	263	328	4,299	5,102	272	337
Orissa ... ..	...	...	...	...	...	...	...	...	...	6	6	378	335	9	5	406	204	93	94	1,956	2,108	108	105	
Orissa Tributary Mahals.	...	...	...	...	...	...	...	...	...	...	...	...	...	...	...	...	...	...	...	...	...	...	...	...
Chota Nagpur ... ..	...	...	...	...	...	...	...	...	...	...	...	...	...	13	11	639	698	147	175	3,174	3,518	160	186	
Total ... ..	5	5	470	494	1	1	20	14	19	26	974	1,380	199	177	7,994	6,958	2,892	3,147	55,109	57,128	3,216	3,356	64,567	65,974

The number of schools in the Dacca Division remains unchanged. Calcutta shows a loss of 41 schools and the Orissa Division of 3 schools. The other divisions show some increase each, though in some there has been a falling off in the number of pupils, due probably, as in the Burdwan Division, to a bad season and scarcity and sickness. The loss of schools in Calcutta is more nominal than real, as explained in the following extract from the Inspector's report:—

“This is due to the discontinuance of zanana mission grants from the beginning of the year under report; most of the missions having either stopped their work in this connection in consequence or furnished no returns because no longer receiving any aid. Thus it is that while there were 45 schools of this description in the preceding year, returned by six agencies, we have got 10 schools this year, returned by two agencies only. Educationally, however, this does not indicate any loss, as the work of the zanana mission agencies was more of a



*Excludes Schools for Europeans.*

REFERENCES.

Percentages of Girls of a School-going age at School—

- Class 1. 2 to 5 per cent. and above
- " 2. 1 to 2 " "
- " 3.  $\frac{1}{2}$  to 1 " "
- " 4. below  $\frac{1}{2}$  " "



proselytising than of an educating nature, and the grants were practically withdrawn at a conference of school managers, which decided that they should be determined by the results of public examinations—a test which none of the agencies have been able yet to undergo.”

The latter half of the quotation is hardly logical, but I reproduce it as the meaning is apparent.

177. The following table gives the attendance and expenditure in schools for Indian girls:—

CLASS OF SCHOOLS.	Number of schools.	Number on the rolls on the 31st March 1896.	Average monthly roll number.	Average daily attendance.	EXPENDITURE—					TOTAL.
					From public funds.			From private funds.		
					Provincial revenues.	District funds.	Municipal funds.	Fees.	Other sources.	
1	2	3	4	5	6	7	8	9	10	11
Managed by Government ...	2	351	240	179	Rs. 22,712	Rs. ...	Rs. ...	Rs. 3,200	Rs. 395	Rs. 26,807
Ditto by District or Municipal Boards ...	3	139	134	76	...	...	835	18	...	853
Aided by Government or by District or Municipal Boards ...	2,805	67,389	53,498	40,363	67,799	41,604	10,900	23,446	1,80,908	3,29,747
Unaided ...	546	8,195	7,572	5,832	...	...	...	1,938	16,557	18,495
Total for 1895-96 ...	3,356	65,974	61,444	46,450	90,511	41,604	11,825	33,602	1,97,860	3,75,402
					1,43,940			2,31,462		
Total for 1894-95 ...	3,216	64,567	59,603	46,098	97,931	37,120	11,631	34,905	2,23,891	4,05,478
					1,46,682			2,58,796		
Total for 1893-94 ...	...	...	...	...	1,39,786			2,46,703		3,86,489
Total for 1892-93 ...	...	...	..	...	1,35,708			2,16,027		3,51,735
Total for 1891-92 ...	...	...	...	...	1,31,093			2,23,976		3,55,069

The decrease in the expenditure from public funds from Rs. 1,46,682 to Rs. 1,43,940 is due solely to reduction in the outlay from provincial revenues, there being an increase in the figures under both the district and municipal funds. The decrease in the expenditure from provincial revenues took place mainly in the town of Calcutta and its neighbourhood; most of the girls' schools in these localities during the year came under the operation of the revised rules for grants-in-aid, the effect of which was a saving of Rs 9,530 out of a sum of Rs. 43,985, the portion, in fact, which had hitherto been paid for zanana work. The decrease in the total expenditure may be properly ascribed to the non-return of expenditure upon the zanana schools in Calcutta, which were comparatively very costly institutions. Leaving zanana education out of consideration, it may be stated that the steady rise in the total expenditure from public funds from year to year shows that the Department keeps in view the importance of spreading female education, though it cannot be said that very satisfactory results have been obtained up to the present.

178. HIGH ENGLISH SCHOOLS FOR INDIAN GIRLS.—Five schools are returned under this head as in the previous year, four of them being in Calcutta and one in the town of Dacca. Of these, two, viz., the Bethune Collegiate School and the Eden Female School, are, as already stated, maintained by the Department.

The Bethune Collegiate School had 132 pupils on the rolls (of whom 65 were Hindus, 57 Brahmos, and 10 Native Christians [non-aboriginal]) against 128 in the preceding year. The number of Hindus which had fallen from 70 to 56 in 1894-95 has received an increase to 65. This school does not teach the special standards prescribed for girls' schools in Calcutta, but confines itself exclusively to the high school course. Three girls appeared at the last Entrance examination, all of whom passed, one being placed in the first division and two in the second. The total expenditure on the school is this year reckoned as Rs. 18,485 against Rs. 23,858 in the preceding year, of which Rs. 15,399, against Rs. 17,137 was paid from provincial revenues. The figures are somewhat misleading, as, under a new system of classification, the boarding expenses have this year been shown under "Miscellaneous expenditure" in General Table IV. The income from fees was Rs. 3,086. The Lady



FEMALE  
EDUCATION.

Superintendent's salary is debited entirely to the school account, and not to the College Department, which is a late addition to the institution; this arrangement should evidently be abandoned. Her salary representing a sum of about Rs. 3,600, together with the special character of the institution, accounts for the high cost at which the school is maintained. The attached boarding-house had 40 inmates, of whom 7 were reading in the College Department and 33 in the School Department. The fees collected from the boarders came to Rs. 3,996 (against Rs. 3,539) which was supplemented by a grant of Rs. 927 from provincial revenues. The institution was managed by a representative Committee, with the Chief Justice as President.

*The Eden Female School.*—The measures adopted in the preceding year for the reorganisation of this school have borne fruit: one girl succeeded in passing the last Entrance examination and three the Upper Primary, though there had been no successes at these examinations for some years previously. With a view to further improve the efficiency of the school, the appointment of two additional teachers has been recently sanctioned. The institution had 119 pupils on the rolls, against 125 in the preceding year. The total expenditure rose from Rs. 6,980 to Rs. 7,822; the sum of Rs. 509 was raised from private sources and the balance paid from provincial revenues. At the Lower Primary examination 2 girls were successful.

The other high schools for girls are the Christ Church School, the Free Church Normal School, and the Brahma Balika Sikshalaya, all of which are aided and situated in the town of Calcutta. The following is a short summary regarding their condition:—

*Christ Church School* had 108 pupils on the rolls, against 101 in the preceding year. Four of the pupils were Brahmans, one was a Muhammadan, and the rest were Native Christians (non-aboriginal). The pupils consist of both boarders and day-scholars. The expenditure was Rs. 6,357, of which Rs. 1,835 was paid from provincial revenues. Besides this, Government gave a special grant of Rs. 2,600 for furnishing the excellent new house in Cornwallis Square in which the school is now located. Two girls passed the last Entrance examination: 3 passed in Standard VIII, 4 in Standard VII, 11 in Standard VI, 8 in Standard V, and 9 in Standard IV,—a very satisfactory record of work in consideration of which the grant for the current year has been raised to Rs. 2,170. To five girls from this school were granted lower-grade teachership certificates.

*Free Church Normal.*—As observed in previous reports, this is at once a training school for mistresses and high school for girls. It represents the high and middle departments, while the orphanage, which works in the same building, represents the primary department. There were 43 pupils against 41 in the preceding year, of whom 41 were non-aboriginal and 2 aboriginal Native Christians, all being boarders. The total expenditure was Rs. 4,320, of which Rs. 1,616 were paid from provincial revenues. Four girls passed the last Entrance examination; also 2 in Standard VII, and 4 in Standard VI. The success over that of previous years has been very marked, and has helped to earn for the school an increased grant from Rs. 1,616 to Rs. 2,309. It is hoped that the pupils of the normal classes will soon present themselves for examination for teachership certificates.

*Brahma Balika Sikshalaya* had 92 pupils on the rolls (including 18 boys), against 75 in the preceding year. Four were Hindus and the rest Brahmans. The pupils consist of both boarders and day-scholars, and some are said to be undergoing training as mistresses. It is desirable that the latter should present themselves for examination for teachership certificates, as otherwise the special capitation grant for this branch of work cannot be justified. The total expenditure was Rs. 7,962, of which Rs. 1,136 was paid from provincial revenues. One girl passed the last Entrance examination; also 2 in Standard VIII, 5 in Standard VII, and 4 in Standard V—a good result.

179. MIDDLE ENGLISH SCHOOL FOR INDIAN GIRLS.—The only school of this class borne on our list is at Chinsura, supported mainly from an old Dutch endowment, the income from which is 50 sicca rupees a month, or Rs. 627 in the year. It does not compete at any of the departmental examinations. It is taught by Miss Babonau, daughter of a former Church of England minister at Chinsura. When I saw the school in November last it had a roll-number

of 15, of whom 11 were Eurasians. My opinion therefore is that this school should be under the supervision of Mr. Bamford, and his attention will be directed to the matter.

180. MIDDLE VERNACULAR SCHOOLS FOR INDIAN GIRLS.—These schools have advanced from 19 to 26 (which is the figure at which they stood on 31st March 1894). Calcutta alone gained 3, because of success at the examination in Standard VI or VII. Some of the middle vernacular schools are reported to be little better than ordinary primary schools, and should be classified as such. They have received aid as middle schools, and consequently the designation has remained unchanged.

181. UPPER PRIMARY SCHOOLS FOR INDIAN GIRLS.—The number of these schools has gone down from 199 to 177, owing, probably, to a change of classification. Girls' schools, it may be remarked, especially those in the mufassal, often stand on a very unstable basis; the classification sometimes depends on the presence of a single pupil, whose removal on account of marriage or for other cause reduces the school at once to a lower status.

182. LOWER PRIMARY SCHOOLS FOR INDIAN GIRLS.—These schools have risen from 2,992 to 3,147 and their pupils from 55,109 to 57,128. Dacca, as usual, returns the largest number of schools, and is followed in order by the Chittagong, Presidency, Burdwan, and Bhagalpur Divisions, each having more than 300 girls' lower primary schools.

183. The new system of grants-in-aid to schools for native girls in and about Calcutta, which was noticed in detail in paragraph 163 of the last report, came into operation during the year. All the girls' schools in Calcutta, with the exception of those with less than 15 girls and those which do not teach the special standards, as also all missionary schools in the 24-Parganas and six schools in Howrah under the management of the Church of England Mission placed themselves under its operation. Based on results and attendance, with especial encouragement for boarding and training institutions, the revised grants are more evenly distributed than before. Many formerly unaided or inadequately aided schools now earn a fair share of the money granted by Government, and it is to be hoped, as the Department has imposed no restriction as to the amount which each individual school may earn so long as the aggregate amount paid in years gone by is not exceeded, that there will be a general striving all round to show better results, as it is in this and in no other way that grants may be increased, while loss in efficiency will be followed by retrenchment. The system at work for the year 1895-96 was that old schools enjoyed revised grants viz., one-third of the grants which they were entitled to under the new rules *plus* two-thirds of the grants which they used to draw before. For the current year a school will earn two-thirds of the new grant *plus* one-third of the old. Under this scheme it is calculated that the schools will receive Rs. 36,656 during 1896-97. The grants will be again revised when the result of the examination of 1896 is known, and the newly revised grants will then run on for three years, strictly in accordance with the new rules.

184. The following statement shows the sanctioned grants from provincial revenues to Societies in Calcutta for female education:—

				1895-96.		
				Number of schools.	Pupils on 31st March 1896.	Total grant sanctioned for the
						Rs.
<i>Grant-in-aid Schools—</i>						
American Mission	...	...	17	...	1,262	5,705
Baptist Mission	...	...	7	...	640	2,019
Church of England	...	...	12	...	949	5,241
Diocesan	...	...	2	...	217	1,203
Free Church of Scotland	...	...	6	...	461	4,346
Hindu Management	...	...	13	...	922	2,616
London Mission	...	...	9	...	524	2,466
Scotch Mission	...	...	8	...	821	2,266
Wesleyan Mission	...	...	3	...	167	346
Miscellaneous	...	...	3	...	116	266
<i>Primary Fund—</i>						
Church Mission Society	...	...	2	...	44	108
Hindu Management	...	...	7	...	151	192

FEMALE  
EDUCATION.

185. Mrs. Wheeler, Inspectress of Schools, has furnished the following statement of the results of the examinations held by her *in situ* of schools in and near Calcutta during the year under report:—

NAME OF AGENCY.	Number of schools.	Number of pupils.	NUMBER DECLARED EFFICIENT IN—										NUMBER REJECTED IN—								Total rejected.	Infants.	Not examined.	Absent.			
			Standard I (a).	Standard I (b).	Standard II.	Standard III.	Standard IV.	Standard V.	Standard VI.	Standard VII.	Standard VIII.	Total passed.	Standard I (a).	Standard I (b).	Standard II.	Standard III.	Standard IV.	Standard V.	Standard VI.	Standard VII.					Standard VIII.		
1	2	3	4	5	6	7	8	9	10	11	12	13	14	15	16	17	18	19	20	21	22	23	24	25	26		
<b>IN CALCUTTA.</b>																											
American Mission ...	13	1,088	191	80	94	71	46	18	3	2	3	448	16	21	26	22	19	11	3	...	...	118	415	29	78		
Baptist Mission ...	6	595	45	38	38	2	18	9	3	4	...	155	46	6	2	6	21	3	3	3	...	90	302	11	37		
Church of England ...	14	1,093	145	97	91	65	32	18	20	5	3	476	5	4	15	1	13	11	3	...	10	68	440	33	76		
Church of Scotland ...	8	742	130	90	76	37	16	6	5	3	...	303	...	...	...	...	...	...	...	...	1	13	301	10	55		
Diocesan Mission ...	3	240	29	13	37	23	17	6	1	1	...	127	...	...	...	4	1	1	1	...	2	8	81	14	10		
Free Church ...	4	378	44	60	39	20	17	7	4	2	...	193	...	...	...	5	7	4	5	...	5	21	132	2	30		
Hindu management ...	23	217	...	...	...	6	19	4	...	5	2	35	6	5	12	4	15	10	3	...	5	63	94	4	21		
London Mission ...	4	315	40	24	11	15	25	11	3	1	...	130	...	...	...	6	2	6	...	1	...	17	124	20	24		
Miscellaneous ...	1	68	4	8	5	6	2	...	...	...	...	24	...	...	...	2	...	...	...	...	...	2	40	1	1		
<b>Total ...</b>	<b>76</b>	<b>4,736</b>	<b>568</b>	<b>408</b>	<b>391</b>	<b>243</b>	<b>192</b>	<b>79</b>	<b>39</b>	<b>23</b>	<b>8</b>	<b>1,951</b>	<b>73</b>	<b>38</b>	<b>55</b>	<b>33</b>	<b>90</b>	<b>47</b>	<b>32</b>	<b>27</b>	<b>5</b>	<b>400</b>	<b>1,929</b>	<b>124</b>	<b>332</b>		
<b>OUT OF CALCUTTA.</b>																											
American Mission ...	3	71	11	1	12	10	...	...	...	...	...	34	5	1	4	...	...	...	...	...	...	10	23	...	4		
Church of England ...	29	937	165	100	89	43	1	...	...	...	...	398	14	5	4	15	9	...	2	...	...	49	405	20	65		
Church of Scotland ...	1	82	13	13	5	3	...	...	...	...	...	33	...	...	...	...	...	...	...	...	...	...	37	3	9		
Diocesan Mission ...	27	868	102	51	41	28	...	...	...	...	...	222	35	65	26	22	...	1	...	...	...	149	393	48	58		
Free Church ...	9	261	29	31	12	3	...	...	...	...	...	75	17	...	...	1	2	1	...	...	...	21	140	4	21		
Hindu management ...	4	43	2	2	...	...	...	...	...	...	...	4	5	...	4	...	...	...	...	...	...	9	23	...	2		
Miscellaneous ...	5	183	34	14	17	2	...	...	...	...	...	67	17	...	...	...	...	...	...	...	...	17	56	18	25		
<b>Total ...</b>	<b>78</b>	<b>2,445</b>	<b>356</b>	<b>211</b>	<b>176</b>	<b>89</b>	<b>1</b>	<b>...</b>	<b>...</b>	<b>...</b>	<b>...</b>	<b>833</b>	<b>93</b>	<b>71</b>	<b>34</b>	<b>42</b>	<b>11</b>	<b>2</b>	<b>2</b>	<b>...</b>	<b>...</b>	<b>255</b>	<b>1,082</b>	<b>91</b>	<b>184</b>		
Zanans, Church of Scotland ...	...	5	...	...	...	...	2	...	...	...	...	2	...	...	1	...	...	...	...	...	...	1	...	2	...		
<b>GRAND TOTAL ...</b>	<b>154</b>	<b>7,186</b>	<b>924</b>	<b>619</b>	<b>567</b>	<b>332</b>	<b>195</b>	<b>79</b>	<b>39</b>	<b>23</b>	<b>8</b>	<b>2,786</b>	<b>166</b>	<b>109</b>	<b>90</b>	<b>75</b>	<b>101</b>	<b>49</b>	<b>34</b>	<b>27</b>	<b>5</b>	<b>656</b>	<b>3,011</b>	<b>217</b>	<b>516</b>		
<b>Total for 1894-95 ...</b>	<b>136</b>	<b>7,235</b>	<b>989</b>	<b>735</b>	<b>609</b>	<b>366</b>	<b>21</b>	<b>4</b>	<b>7</b>	<b>...</b>	<b>...</b>	<b>2,781</b>	<b>188</b>	<b>121</b>	<b>105</b>	<b>137</b>	<b>38</b>	<b>4</b>	<b>14</b>	<b>...</b>	<b>...</b>	<b>607</b>	<b>3,065</b>	<b>429</b>	<b>403</b>		

The number of pupils examined by Mrs. Wheeler was 3,442, or 104 in excess of the figure for the previous year. A comparison of the number declared efficient in 1895-96 in Standards IV and upwards with those in 1894-95, shows how vastly the schools have improved in quality under the new system.

186. The following table gives the results of the examinations in the special standards for girls, originally prescribed for Calcutta and the neighbourhood, and now extended to Howrah, Hooghly, Barisal, Murshidabad, and some other districts:—

Standard	VIII	VII	VI	V	IV	Number of candidates.		Number successful.	
						1894-95.	1895-96.	1894-95.	1895-96.
...	...	...	...	...	...	4	13	...	9
"	"	"	"	"	"	47	59(a)	9	26
"	"	"	"	"	"	96	104(b)	30	62(b)
"	"	"	"	"	"	97	164(c)	65	94(c)
"	"	"	"	"	"	307	417(d)	213	248(d)
<b>Total</b>						<b>551</b>	<b>757</b>	<b>317</b>	<b>439</b>

(a) One of these was sent up from the 24-Parganas: she failed.  
 (b) 14 out of 20 passed from outside Calcutta.  
 (c) 16 out of 35 passed from outside Calcutta.  
 (d) Includes 112 candidates from 26 schools outside Calcutta, namely, from the districts of 24-Parganas, Murshidabad, Backergunge, Howrah, and Hooghly and of these 54 were successful from 15 schools.

The above shows a satisfactory increase all round. In the preceding year none of the four girls who had attended the examination in Standard VIII, the highest of the special standards came up to the mark; but during the year under report 9 were successful out of 13. The Seventh Standard corresponds to the middle stage, the Sixth and Fifth to the upper primary stage, and the Fourth to the lower primary stage in boys' schools. All the girls in Standards VII and VIII were from the town of Calcutta, as also 48 in Standard VI, 78 in Standard V, and 194 in Standard IV. All the prizes also, with the exception of only 3 in Standard IV, were carried off by Calcutta girls.

The results as summarised in the last statement were those attained by girls who were examined in papers set by the Calcutta Board of Examiners. They attended at five different centres:—(1) the Senate House, Calcutta, where candidates from the town as well as the neighbouring schools in the 24-Parganas and Howrah presented themselves; (2) Chinsura; (3) Barrackpore; (4) Berhampore, and (5) Barisal. The Inspector of Schools, Presidency Circle, reports that the special standards are very popular with school managers, and that the Board of Examiners is being constantly pressed to extend the sphere of its work to mufassal districts. This was hardly practicable, but the Board opened four centres outside Calcutta, where the number of candidates justified the concession. In some places, as in the Rajshahi Division, in which the special standards have been to some extent in use the examination is conducted by the local authorities; it is hoped that the standards will ere long be more generally adopted.

187. There was also an examination for the award of lower-grade teachership certificates. Eleven candidates obtained certificates against one in the preceding year. To encourage this branch of work in the training schools for mistresses, it is proposed to allow these schools to earn some additional rewards for each pass in the teachership examination, both in the lower and the higher grade. The matter is now under the consideration of Government.

188. The following statement shows the success of girls at the departmental examinations for boys; needlework in one form or another being made an optional subject in their case in place of zamindari accounts, mensuration, geometry, and science:—

DISTRICTS.	1894-95.				1895-96.			
	NUMBER OF GIRLS PASSED AT THE—				NUMBER OF GIRLS PASSED AT THE—			
	Middle examination from middle English schools.	Middle examination from middle vernacular schools.	Upper primary examination.	Lower primary examination.	Middle examination from middle English schools.	Middle examination from middle vernacular schools.	Upper primary examination.	Lower primary examination.
1	2	3	4	5	6	7	8	9
1. Burdwan ... ..	...	...	1	44	...	...	1	48
2. Presidency ... ..	...	...	3	38	...	...	3	43
3. Calcutta ... ..	...	...	...	...	...	...	...	...
4. Rajshahi ... ..	...	...	2	47	...	1	5	40
5. Dacca ... ..	...	...	9	206	...	...	25	259
6. Chittagong ... ..	...	2	2	55	...	1	8	71
7. Patna ... ..	...	...	2	20	...	...	1	15
8. Bhagalpur ... ..	...	...	6	139	...	...	13	149
9. Orissa ... ..	1	11	15	43	...	6	12	49
10. Orissa Tributary Mahals ... ..	...	...	1	4	...	...	3	1
11. Chota Nagpur ... ..	...	...	7	50	1	...	7	67
Total ... ..	1	13	48	646	1	8	73	723

The results of the Middle examinations compare unfavourably with those of the preceding year, but as a matter of fact so few schools really teach these standards that much cannot be expected from them; further, as native girls are taken from school shortly after they reach the ages of ten and eleven years, but few of them ever get beyond the primary stages of instruction. Seventy-three upper primary passes against 48 and 722 lower primary passes against 646 may be regarded as showing evidence of progress.

189. In addition to the departmental agencies for testing the progress of female education, there are a few private associations for carrying on the work. Among them the Uttarpara Hitakari Sabha, the Mymensingh Sammilani Sabha, the Faridpur Suhrid Sabha, and the Backergunge Hitasadhini Sabha have been prominently mentioned in the divisional reports. The last three are in receipt of aid from district funds. The Faridpur Sabha is reported to have examined 192 candidates, of whom 141 passed; the Backergunge Sabha passed 327; but in the absence of any information as to the standards required by these examining bodies, it is impossible to say what value to attach to the figures given above. The Uttarpara Sabha in the Burdwan Division has been successfully carrying on its work for years, and its courses of study have been read in a very large number of girls' schools in

FEMALE  
EDUCATION.

that division as stated by the Assistant Inspector "because of the ease with which girls pass its examinations and carry off scholarships." The following statement shows the results of the examination held by this Sabha :—

DISTRICTS.	NUMBER OF EXAMINEES AT—				NUMBER PASSED.				SCHOLARSHIPS OBTAINED.			
	Junior.	Senior.	Final.	Total.	Junior.	Senior.	Final.	Total.	Junior.	Senior.	Final.	Total.
1	2	3	4	5	6	7	8	9	10	11	12	13
Burdwan ...	24	5	2	31	15	2	2	19	9	1	...	10
Birbhum ...	2	7	30	39	2	3	27	32	5	2	1	8
Bankura ...	28	18	3	49	27	14	2	43	8	2	1	11
Midnapore ...	50	20	2	72	39	12	2	53	9	3	...	12
Hooghly ...	60	17	7	84	46	12	3	61	5	6	3	14
Howrah ...	38	11	5	54	37	2	1	40	10	2	...	13
Total ...	202	78	49	329	166	45	37	248	46	16	5	67
Total for 1894-95	229	49	18	296	205	44	11	260	49	15	4	68

There is some increase in the number of girls examined and passed in the senior and final standards, but in the junior standard the decrease in the number of examinees as well of those who were successful is unsatisfactory.

190. In paragraph 169 of the Report on Public Instruction for 1894-95, and in paragraph 52 of the Government Resolution on the same, reference was made to the question of unifying the standards for girls' examinations over the whole Province, &c. On this subject I may be permitted to state that for many years to come it will be impossible to have *uniform* standards for the whole Province, since the lack of female teachers in the mufassal will act as an effectual bar to the introduction of the Calcutta or similar standards into the district schools. All that can be done at present is to attempt as far as possible to *approach* the standards which are regarded as best suited for girls' schools. In the Burdwan Division I have arranged that the Uttarpara Hitakari Sabha give up their former courses of study, and conform, as nearly as circumstances will permit, to the Calcutta standards. It must also be remembered that a large number of the girls at school are reading in boys' schools, and that if they are to read any departmental standards these must be the standards fixed for boys' schools, except in such places where facilities for teaching the alternative subjects may be procurable. The Calcutta standards will be regarded as the model standards, and attempts will be made year by year to approach to them more and more nearly. As regards "a special system of scholarships," I am personally in favour of a system of *prizes* to be given to the most successful girls as it is so often the case that, owing to the customs of the country, scholarships earned are very frequently not taken up. A Rs. 20 *prize* would, I believe, be in most cases preferred to a scholarship of Re. 1-8 a month tenable for two years, since in the majority of instances female scholarship holders are taken away from school long before the tenure of the scholarship has ceased, and thus the greater portion of the stipend is forfeited.

## VIII.—EDUCATION OF EUROPEANS.

EDUCATION OF  
EUROPEANS.

(CHIEFLY WRITTEN BY THE INSPECTOR OF EUROPEAN SCHOOLS, BENGAL.)

191. THE following table gives the number of Government, aided, and unaided European schools in Bengal, and the number of scholars in them, for the last two years:—

1	31st MARCH 1895.				31st MARCH 1896.				
	Number of schools.	NUMBER OF SCHOLARS.			Number of schools.	NUMBER OF SCHOLARS.			
		Boys.	Girls.	Total.		Boys.	Girls.	Total.	
2	3	4	5	6	7	8	9		
SECONDARY SCHOOLS.	Government ... ..	1	96	...	96	1	101	...	101
	Aided ... ..	43	2,610	2,501	5,111	42	2,622	2,643	5,265
	Unaided ... ..	12	1,169	373	1,542	13	1,058	337	1,390
	Total ... ..	56	3,875	2,874	6,749	56	3,776	2,980	6,756
PRIMARY SCHOOLS.	Aided ... ..	16	354	478	832	18	370	507	877
	Unaided ... ..	4	42	17	59	4	65	23	88
	Total ... ..	20	396	495	891	22	435	530	965
Government schools ... ..	1	96	...	96	1	101	...	101	
Aided schools ... ..	59	2,964	2,979	5,943	60	2,992	3,150	6,143	
Unaided schools ... ..	16	1,211	300	1,501	17	1,118	360	1,478	
GRAND TOTAL OF ALL SCHOOLS ...	76	4,271	3,869	7,640	78	4,211	3,510	7,721	

Three new schools were opened during the year, one of which, a primary school, was placed under the Code. The other two are middle schools. One aided school was reduced from a middle to a primary school. One unaided school was closed, and another, St. Joseph's College, Darjeeling, has its Special Department shown as a separate school. One unaided school which appears on last year's list submitted no returns this year. In the aided schools there is an increase of 199 in the number of scholars, while in the unaided schools there is a decrease of 123. There was an increase of five at the Government Boarding School, Kurseong. On the whole, therefore, there is an increase of two schools and of 81 scholars.

EDUCATION OF  
EUROPEANS.

192. The next table gives the classification of the schools according to management:—

MANAGEMENT.	31ST MARCH 1895.			31ST MARCH 1896.		
	Schools.	Scholars.	Percentage of the total number of scholars.	Schools.	Scholars.	Percentage of the total number of scholars.
1	2	3	4	5	6	7
Government ...	1	96	1.26	1	101	1.31
Church of England ...	15	1,675	21.92	16	1,692	21.91
Roman Catholic ...	30	3,950	51.70	31	4,083	52.88
Nonconformist ...	5	468	6.13	6	541	7.01
Jewish ...	2	189	2.47	1	130	1.68
Armenian ...	1	73	.96	1	83	1.07
Undenominational ...	5	520	6.81	5	472	6.12
Railway ...	10	299	3.91	11	342	4.43
Private ...	7	370	4.84	6	277	3.59
Total ...	76	7,640	100	78	7,721	100

Of the 31 Roman Catholic schools, 19 are taught by nuns, 6 by the Christian Brothers, 3 by the Jesuit Fathers, and 3 by lay teachers.

The schools classed as undenominational are La Martinière (Boys' and Girls'), the Doveton College, the Doveton Institution, and the European School at Dinapore. The two first-named have in previous reports been improperly classed as Church of England schools.

Eight of the railway schools are connected with the East Indian Railway, two with the Eastern Bengal, and one with the Bengal-Nagpur line. They are all aided schools.

Four of the schools under private management receive grants under the Code; but one of them, the Darjeeling Home School, has only been promised this aid temporarily.

193. The following table shows the total expenditure upon European education in Bengal during the last two years, and the amount contributed towards this from Provincial revenues:—

	1894-95.		1895-96.	
	Government expenditure.	Total expenditure.	Government expenditure.	Total expenditure.
1	2	3	4	5
	Rs.	Rs.	Rs.	Rs.
Secondary instruction	1,19,570(a)	8,00,979(b)	1,34,923(c)	8,68,346(b)
Primary ..	10,093	33,548(b)	12,745	43,341(b)
Buildings and furniture	21,915	1,75,651(b)	25,300	1,64,506(b)
Scholarships ...	5,142	5,142	4,860	4,860
Cadets ...	5,406	5,406	4,668	4,743
Superintendence ...	13,752	13,752	14,656	14,656
Total ...	1,75,878	10,34,478(b)	1,97,152	11,00,452(b)

(a) The sicca rupee grant to the Calcutta Free School (Rs. 838 a month) is excluded, as also the following grants which are not paid through this office:—  
Rupees 7,200 (Rs. 400 a month and Rs. 200 a month on separate accounts) to the European Orphan Asylum.

Rupees 338, a military grant to St. Michael's School, Coorji.  
Rupees 240, a military grant to St. Joseph's Convent School, Bankipore.  
Rupees 130, a grant for medicines to the Calcutta Free School.

(b) These figures are defective, owing to several of the unaided schools not having submitted returns of expenditure.

(c) The following grants are not included, as they are not paid through this office:—  
Rupees 7,200 (Rs. 400 a month and Rs. 200 a month on separate accounts) to the European Orphan Asylum.  
Rupees 240, a military grant to St. Joseph's Convent School, Bankipore.  
Rupees 174, a military grant to St. Michael's School, Coorji.  
Rupees 130, a grant for medicines to the Calcutta Free School.

The cost to Government of the Boarding School at Kurseong was Rs. 15,055, giving an average of Rs. 155 for each scholar. The corresponding figures for 1894-95 were Rs. 13,088 and Rs. 131.

EDUCATION OF  
EUROPEANS.

The total expenditure gives an average of Rs. 336 for each scholar against Rs. 312 in the previous year.

The grants-in-aid (including the sicca rupee grant of Rs. 10,032 to the Calcutta Free School) amounted to Rs. 1,31,413, and the grants to pupil teachers to Rs. 1,200; the two together being Rs. 5,887 below the sanctioned budget allotment.

The cadet grants amounted to Rs. 4,668. The grant of Rs. 210 earned by the cadets of the Doveton College lapsed, owing to the two parties who claimed to be the Committee not agreeing as to who should draw it. The cadet grants amounted in 1894-95 to Rs. 5,406.

194. The average Government expenditure, excluding boarding and furniture grants, amounted, in secondary school, to Rs. 19-3-7, in primary schools to Rs. 14-2-10, and in both classes of schools taken together, to Rs. 19-0-10.

195. The distribution of scholars throughout the province is as follows:—

DIVISION.	NUMBER OF SCHOLARS IN EUROPEAN SCHOOLS—					
	On the 31st March 1895—			On the 31st March 1896—		
	In primary schools.	In secondary schools.	Total.	In primary schools.	In secondary schools.	Total.
1	2	3	4	5	6	7
Calcutta ...	553	4,104	4,657	570	4,115	4,685
Presidency ...	52	770	822	74	700	774
Burdwan ...	119	384	503	108	399	507
Rajshahi ...	46	719	765	58	794	852
Dacca ...	...	53	53	16	59	75
Chittagong ...	...	172	172	...	185	185
Patna ...	83	306	389	90	289	379
Bhagalpur ...	13	103	116	12	98	110
Orissa ...	...	117	117	...	100	100
Chota Nagpur ...	25	21	46	37	17	54
Total ...	891	6,740	7,640	965	6,756	7,721

All the schools in the Presidency Division are in the suburbs of Calcutta, and four out of the eight schools in the Burdwan Division are in Howrah; there are, therefore, 5,681 scholars in Calcutta and Howrah, or  $73\frac{1}{2}$  per cent. of the total number in Bengal.

Out of the 852 scholars in the Rajshahi Division, 787 are in nine schools situated in Darjeeling and Kurseong.

196. Mr. H. A. Bamford was Inspector of European Schools throughout the year. He was allowed to reside in Darjeeling for three months from the 1st of April 1895, on the understanding that he should discharge all his duties from that place except the inspection of schools other than those at Darjeeling and Kurseong. During his residence there, and for some time after, he had a considerable amount of work to do in connection with drawing up the report of the Committee which sat in March 1895 for the revision of the Code of Regulations for European Schools; Sir Alfred Croft, the President of the Committee, and he, as Secretary, having been requested by the Committee to do this.

197. During the year Mr. Bamford was on tour 63 days, travelled 4,344 miles, and paid 152 visits to schools.



EDUCATION OF  
EUROPEANS.

198. HIGH SCHOOLS.—Figures are given below, showing for each school the number of scholars on the roll on the 31st March, the amount of Government grant received, and the total expenditure upon the school for 1894-95 and 1895-96:—

No.	NAME OF SCHOOL.	Religious denomination.	NUMBER OF SCHOLARS ON 31ST MARCH—				ACTUAL RECEIPTS FROM GOVERNMENT.		TOTAL EXPENDITURE.	
			1895.		1896.		1894-95.	1895-96.	1894-95.	1895-96.
			Boys.	Girls.	Boys.	Girls.				
1	2	3	4	5	6	7	8	9	10	11
<i>Aided Schools.</i>							Rs.	Rs.	Rs.	Rs.
1	Darjeeling Girls' High	Protestant	9	55	4	47	4,800	4,800	27,713	37,874
2	Doveton Institution	Ditto	8	92	8	73	2,635	1,988	16,317	15,536
3	Loretto House	Roman Catholic	13	149	24	172	4,529	3,813	46,338	39,381
4	Pratt Memorial	Protestant	...	138	...	141	2,816	2,997	23,925	25,322
5	St. James's High	Ditto	116	...	98	...	(a) 3,262	(b) 3,006	23,349	22,782
6	St. Joseph's High, Bow Bazar...	Roman Catholic	293	...	321	...	(c) 5,972	(d) 6,175	50,626	46,260
7	St. Michael's, Coorji	Ditto	192	...	166	...	(e) 8,130	(f) 6,212	25,036	23,134
8	St. Paul's, Darjeeling	Protestant	215	...	191	...	(g) 7,742	(h) 10,844	1,16,250	1,10,964
	Total	.....	846	434	812	433	39,886	39,835	3,29,554	3,15,253
<i>Unaided Schools.</i>										
1	Armenian College	Greek Church	73	...	83	...	(i) 180	(j) 276	(j) ...	22,906
2	Doveton College	Protestant	157	...	160	...	(i) 354	...	38,727	36,279
3	La Martinière College for Boys	Christian	156	...	140	...	(i) 360	(i) 426	(j) ...	(j) ...
4	La Martinière College for Girls	Ditto	...	77	...	74	...	...	(j) ...	(j) ...
5	Loretto Convent, Darjeeling	Roman Catholic	20	80	27	96	...	...	40,002	51,667
6	St. Joseph's College, Darjeeling.	Ditto	160	...	168	...	(i) 312	(i) 354	48,357	54,705
7	St. Joseph's College, Darjeeling (Special Department).	Ditto	...	...	41	...				
8	St. Xavier's College	Ditto	427	...	314	...	(i) 552	(i) 396	42,220	41,949
	Total	.....	993	157	931	170	1,768	1,452	1,69,306	2,07,506

(a) Includes a cadet grant of Rs. 228.

(b) Includes a cadet grant of Rs. 288.

(c) Includes a furniture grant of Rs. 80 and a cadet grant of Rs. 720.

(d) Includes a cadet grant of Rs. 600.

(e) Includes a cadet grant of Rs. 552, and a special boarding grant of Rs. 225. It also includes a military grant of Rs. 339 not paid through this Department.

(f) Includes a cadet grant of Rs. 342 and a special boarding grant of Rs. 230. It also includes a military grant of Rs. 240 not paid through this Department.

(g) Rupees 3,200 of the grant-in-aid of 1894-95 was drawn in 1893-94. Includes a building grant of Rs. 5,000, a furniture grant of Rs. 400, and a cadet grant of Rs. 240.

(h) Includes a building grant of Rs. 5,000 and a cadet grant of Rs. 354.

(i) Cadet grants.

(j) Returns of expenditure not submitted.

The number on the roll is very misleading in the case of the Darjeeling schools. These schools re-open in March after the Christmas holidays, but many of the scholars do not rejoin until after the 31st. The numbers increase up to May and June, after which they remain fairly constant until the holidays come round again about the end of November.

*Doveton Institution.*—During a great part of the year there has been a dispute, which is not yet settled, as to who rightly form the Committee of the school, and the school has suffered in many ways in consequence.

*St. Michael's School, Coorji.*—Both the boarding arrangements and the teaching have greatly improved since the school was placed under the charge of the Christian Brothers.

*St. Paul's School, Darjeeling.*—A handsome addition to the school containing three class rooms and quarters for two assistant masters was built during the year, as well as a new office and godowns. The present hospital has been condemned by the medical officer as unsuitable, and a new one should be built.

*St. Joseph's College, Darjeeling.*—The department for ordinary school instruction and the department for training boys for special examinations are shown as separate schools. The latter is referred to in the section on Special Instruction.

199. HIGH SCHOOL EXAMINATION.—The results of the last two examinations are as follows:—

EDUCATION OF EUROPEANS.

SCHOOLS FROM WHICH THE CANDIDATES WERE PRESENTED.	1894.				1895.			
	Number of candidates.	NUMBER OF SUCCESSFUL CANDIDATES.			Number of candidates.	NUMBER OF SUCCESSFUL CANDIDATES.		
		First division.	Second division.	Total.		First division.	Second division.	Total.
1	2	3	4	5	6	7	8	9
Calcutta Free, Girls' Department	5	2	...	2	...	1	3	4
Calcutta Girls' High, Darjeeling	3	2	...	2	...	...	...	...
Jewish Girls'	2	1	1	2	...	...	...	...
La Martinière Girls'	3	...	...	...	...	...	...	...
Loretto Day, Dhurrumtolla	1	...	...	...	2	...	1	1
Loretto High, Intally	...	...	...	...	1	...	1	1
Miss O'Brien's Day	1	...	...	1	3	...	1	1
Pratt Memorial	...	...	...	...	2	1	3	4
St. Joseph's Convent, Bankipore	2	...	2	2	2	...	2	2
Ditto Convent, Chandernagore	1	...	...	...	...	...	...	...
Ditto College, Darjeeling	7	3	1	4	8	6	2	8
Ditto High, Bow Bazar	2	2	...	2	9	4	2	6
St. Michael's, Coorji	5	2	2	2	4	2	2	4
St. Paul's, Darjeeling	...	...	...	...	2	...	1	1
Teachers	1	...	...	...	8	2	2	4
Private students	1	...	...	...	...	...	...	...
Total	34	10	7	17	50	16	21	37

There was an increase of nearly 50 per cent. in the number of candidates, and the percentage of passes increased from 50 to 74.

The competing boys outnumbered the competing girls for the first time in the history of the examination, being 29 to 21. Of the 29 boys, 14 were placed in the 1st class, 9 in the 2nd, and 6 failed. Of the 21 girls, 2 were placed in the 1st class, 12 in the 2nd, and 7 failed. One of the 13 candidates who failed, a private student, passed in only one of the compulsory subjects; the remaining 12 all gained sufficient marks to pass, but failed, 8 of them in one and 4 of them in two of the five compulsory subjects.

200. CALCUTTA UNIVERSITY ENTRANCE EXAMINATION.—The results for the last two years, as far as candidates from the European schools in Bengal are concerned, are given in the following table:—

SCHOOLS FROM WHICH THE CANDIDATES WERE PRESENTED.	1895.						1896.					
	Number of candidates.	SUCCESSFUL CANDIDATES.				Scholarships gained.	Number of candidates.	SUCCESSFUL CANDIDATES.				Scholarships gained.
		First division.	Second division.	Third division.	Total.			First division.	Second division.	Third division.	Total.	
1	2	3	4	5	6	7	8	9	10	11	12	13
<i>Aided Schools.</i>												
Calcutta Boys'	12	...	1	2	3	...	8	...	...	2	2	...
Ditto Girls'	3	1	2	...	3	1 (c)	5	1	3	1	5	...
Ditto Free, Boys' Dept.	2	...	...	...	1	...	5	...	...	...	...	...
Doveton Institution	3	2	...	...	2	...	3	...	...	...	1	...
Loretto House	9	6	2	...	8	...	5	3	2	...	5	2(a),(c)
Miss O'Brien's Day	1	1	...	...	1	...	...	...	...	...	...	...
Protestant European, Cuttaok	1	1	...	...	1	1 (b)	...	...	...	...	...	...
St. James's High	7	...	3	3	6	...	4	...	...	...	...	...
St. Joseph's High, Bow Bazar	7	2	4	1	7	1 (b)	11	3	1	6	10	...
St. Patrick's, Asansol	...	...	...	...	...	...	7	...	4	1	5	...
St. Paul's, Darjeeling	19	3	10	3	16	...	19	2	4	4	10	...
Well and Memorial	1	...	1	...	1	...	4	...	...	...	...	...
Total	65	17	23	9	49	3	71	9	15	14	38	2
<i>Unaided Schools.</i>												
Armenian College	3	...	...	1	1	...	7	...	3	3	6	...
Doveton College	8	2	1	1	4	...	11	...	3	3	6	...
La Martinière Boys'	5	...	3	1	4	...	4	...	1	1	2	...
La Martinière Girls'	4	1	1	...	2	...	...	...	...	...	...	...
St. Joseph's College, Darjeeling	4	...	1	1	2	...	1	...	...	...	...	...
St. Xavier's College	28	...	9	8	17	...	23	4	6	5	15	1 (c)
Loretto Convent, Darjeeling	...	...	...	...	...	...	2	2	...	...	2	1 (b)
Total	52	3	16	12	30	...	48	6	13	12	31	2
GRAND TOTAL	117	20	38	21	79	3	119	15	28	26	69	4

(a) First grade. | (b) Second grade. | (c) Third grade.

The percentage of successful candidates was 57.9, against 67.5 the year before.

EDUCATION OF  
EUROPEANS

201. MIDDLE SCHOOLS.—The following table gives statistics for the last two years concerning the number of scholars on the roll, the receipts from Government, and the total expenditure:—

No.	NAME OF SCHOOL.	Religious denomination.	NUMBER OF PUPILS ON 31st MARCH—				ACTUAL RECEIPTS FROM GOVERNMENT.		TOTAL EXPENDITURE.	
			1895.		1896.		1894-95.	1895-96.	1894-95.	1895-96.
			Boys.	Girls.	Boys.	Girls.				
1	2	3	4	5	6	7	8	9	10	11
	<i>Government.</i>						Rs.	Rs.	Rs.	Rs.
1	Government Boarding, Kurseong.	Protestant ...	96	...	101	...	14,293	15,055	32,428	32,064
	<i>Aided Schools.</i>									
1	Calcutta Boys' ...	Protestant ...	164	...	173	...	(a) 10,074	(b) 10,358	32,373	32,466
2	Calcutta Free (Boys' Department).	Ditto ...	254	...	250	...	(c) 17,127	(d) 27,711	75,180	97,167
3	Calcutta Free (Girls' Department).	Ditto ...	...	181	...	180				
4	Calcutta Girls' ...	Ditto ...	14	172	12	217	3,281	3,831	30,005	28,604
5	Catholic Male Orphanage ...	Roman Catholic	205	...	211	...	(e) 4,482	(f) 5,594	26,960	23,763
6	Darjeeling Home ...	Protestant ...	10	15	11	16	250	300	5,241	5,551
7	East Indian Railway, Day, Jamalpur.	Ditto ...	18	43	18	34	1,139	1,220	4,069	4,610
8	East Indian Railway, Night, Jamalpur.	Ditto ...	42	...	46	...	312	360	2,029	2,092
9	Loretto Boarding, Intally ...	Roman Catholic	6	97	4	80	2,234	2,044	16,664	17,848
10	Loretto Orphanage, Intally ...	Ditto ...	...	232	...	249	(g) 9,259	5,099	39,706	48,497
11	Loretto Convent, Asansol ...	Ditto ...	4	77	4	87	1,673	1,700	19,232	14,547
12	Loretto Day, Bow Bazar ...	Ditto ...	14	119	19	128	(h) 6,442	6,735	12,858	13,760
13	Loretto Day, Bow Bazar, Free.	Ditto ...	48	242	49	276				
14	Loretto Day, Dhurrumtolla, Pay.	Ditto ...	14	118	29	146	3,287	2,617	9,440	8,402
15	Miss O'Brien's Day ...	Protestant ...	43	58	35	86	2,318	2,190	8,037	7,586
16	Misses Starks' ...	Ditto ...	19	12	8	6	838	670	3,694	2,411
17	Protestant European, Cuttack.	Ditto ...	28	36	28	29	1,632	1,460	7,172	6,873
18	St. Agnes's, Howrah ...	Roman Catholic	11	38	11	37	(i) 2,439	1,427	8,019	6,897
19	St. Aloysius's, Howrah ...	Ditto ...	47	...	44	...	898	(j) 1,162	1,896	2,054
20	St. Anthony's Girls' ...	Ditto ...	32	73	35	74	1,424	1,524	4,580	7,370
21	St. Gregory's, Dacca ...	Ditto ...	28	25	31	28	1,276	1,228	5,144	5,614
22	St. Helen's, Kurseong ...	Ditto ...	...	59	2	54	1,410	1,465	8,233	9,058
23	St. Joseph's Boarding, Bankipore.	Ditto ...	3	57	3	62	(k) 3,822	(l) 3,027	14,943	12,089
24	St. Joseph's Orphanage, Bankipore.	Ditto ...	...	54	...	58	(m) 1,795	(n) 1,637	5,270	5,632
25	St. Joseph's Bow Bazar, Free.	Ditto ...	245	...	265	...	(o) 4,122	(p) 3,839	6,345	6,646
26	St. Joseph's Convent, Cuttack.	Ditto ...	14	39	7	36	1,092	1,395	3,298	3,319
27	St. Patrick's, Asansol ...	Ditto ...	130	...	137	...	(q) 2,680	(r) 2,997	6,018	6,165
28	St. Paul's Mission ...	Protestant ...	48	64	66	73	(s) 3,025	(t) 2,788	12,468	13,124
29	St. Placid's, Chittagong ...	Roman Catholic	55	...	57	...	1,202	958	1,652	1,807
30	St. Scholastica's, Chittagong ...	Ditto ...	31	86	36	92	(u) 4,560	1,986	10,188	4,601
31	St. Stephen's Girls', Hazaribagh.	Protestant ...	7	14	9	8	325	315	2,283	1,824
32	St. Teresa's, Kidderpore ...	Roman Catholic	106	43	79	50	2,358	2,484	27,360	27,496
33	St. Thomas's, Howrah ...	Protestant ...	41	36	45	34	(v) 1,843	1,423	5,540	5,691
34	Welland Memorial ...	Ditto ...	76	59	88	71	2,912	(w) 7,549	6,654	12,856
	Total ...	.....	1,750	2,049	1,810	2,210	1,01,492	1,09,093	4,22,606	4,45,450
	<i>Unaided Schools.</i>									
1	Calcutta Girls', Darjeeling Branch.	Protestant ...	...	...	4	27	...	...	...	14,329
2	European Orphan Asylum	Ditto ...	...	53	...	55	(x) 7,200	(x) 7,200	14,894	13,278
3	Jewish Girls' ...	Jewish ...	63	99	52	78	...	...	6,126	5,512
4	Mr. Vallis's Preparatory ...	Roman Catholic	65	9	59	7	...	...	(y) ...	(y) ...
5	E. B. S. E. Night, Saidpur	Protestant ...	...	...	7	...	...	...	...	(y) ...
	Total ...	.....	118	161	122	167	7,200	7,200	21,020	33,119

- (a) Includes a building grant of Rs. 7,500 and a cadet grant of Rs. 180.  
 (b) Includes a building grant of Rs. 7,500 and a cadet grant of Rs. 288.  
 (c) Rupees 3,450 of the grant-in-aid for 1894-95 was drawn in 1893-94. The amount here given includes the balance of the grant for 1894-95, the sicca rupee grant of Rs. 836 a month, a grant of Rs. 1,315 for pupil teachers, and a cadet grant of Rs. 348. It also includes a medicine grant of Rs. 130, not paid through this Department.  
 (d) This amount includes the sicca rupee grant of Rs. 836 a month, a grant of Rs. 545 for pupil teachers, a building grant of Rs. 7,000, and a cadet grant of Rs. 312. It also includes a medicine grant of Rs. 130, not paid through this Department.  
 (e) Rupees 1,245 of the grant-in-aid for 1894-95 was drawn in 1893-94. The amount here given includes a grant of Rs. 94 for pupil teachers, and a cadet grant of Rs. 486.  
 (f) Includes a cadet grant of Rs. 390.  
 (g) Includes a building grant of Rs. 4,200.  
 (h) Includes a pupil teacher's grant of Rs. 501.  
 (i) Includes a building grant of Rs. 1,000.  
 (j) Includes a pupil teacher's grant of Rs. 170.  
 (k) Includes a special boarding grant of Rs. 230 and a building grant of Rs. 1,164. It also includes a military grant of Rs. 120, not paid through this Department.  
 (l) Includes a special boarding grant of Rs. 170 and a building grant of Rs. 850. It also includes a military grant of Rs. 120, not paid through this Department.  
 (m) Includes a military grant of Rs. 120, not paid through this Department.  
 (n) Includes a military grant of Rs. 54, not paid through this Department.  
 (o) Includes a cadet grant of Rs. 240.  
 (p) Includes a cadet grant of Rs. 180.  
 (q) Includes a cadet grant of Rs. 486.  
 (r) Includes a cadet grant of Rs. 402.  
 (s) Includes a pupil teacher's grant of Rs. 410.  
 (t) Includes a pupil teacher's grant of Rs. 485.  
 (u) Includes a building grant of Rs. 2,400.  
 (v) Includes a furniture grant of Rs. 100.  
 (w) Includes a building grant of Rs. 4,950.  
 (x) These are Government and military grants, not paid through this Department.  
 (y) Returns of expenditure were not submitted.

*E. I. Railway Night School, Jamalpur.*—Very marked improvement has taken place the last few years.

EDUCATION OF EUROPEANS.

202. MIDDLE SCHOLARSHIP EXAMINATION.—The following is a summary of the results for the last two years:—

1	1894.									1895.									
	Competing schools.	Candidates.	Absentees.	SUCCESSFUL CANDIDATES.				Percentage of passes.	Scholarships awarded.	Competing schools.	Candidates.	Absentees.	SUCCESSFUL CANDIDATES.				Percentage of passes.	Scholarships awarded.	
				First division.	Second division.	Third division.	Total.						First division.	Second division.	Third division.	Total.			
2	3	4	5	6	7	8	9	10	11	12	13	14	15	16	17	18	19		
Scholarship candidates.	Boys ...	13	36	...	16	13	5	34	94.5	3	11	49	...	10	25	13	48	98.7	9
	Girls ...	8	16	...	5	9	1	15	93.8	2	13	21	...	1	10	8	19	95.5	3
	Total ...	21	52	...	21	22	6	49	94.2	10	24	70	...	11	35	21	67	97.1	12
Certificate candidates.	Boys ...	12	70	...	16	35	17	68	97.1	...	15	68	2	2	21	28	51	77.3	...
	Girls ...	13	63	...	11	28	21	60	98.4	...	17	84	3	9	26	36	71	87.7	...
	Total ...	25	133	2	27	63	38	128	97.7	...	32	152	5	11	47	64	122	83.7	...
Both classes ...	30	185	2	48	85	44	177	96.7	10	34	222	6	22	82	85	189	87.5	12	

There was an increase of 18 in the number of candidates for scholarships, and a decrease of 6 in the number of candidates for certificates.

The percentage of passes was higher in the case of scholarship candidates, and lower in that of candidates for certificates.

The number of schools sending up candidates increased from 30 to 34.

Twelve scholarships, the full number sanctioned by Government, were awarded on the results of the last examination.

203. The following table shows the results gained by each school, and the distribution of the middle scholarships:—

*Middle Scholarship Examination, 1895.*

SCHOOLS FROM WHICH THE CANDIDATES WERE PRESENTED.	NUMBER OF CANDIDATES FOR—		Number absent.	NUMBER OF SUCCESSFUL CANDIDATES.				Number of scholarships gained.
	Scholarships.	Certificates.		First division.	Second division.	Third division.	Total.	
1	2	3	4	5	6	7	8	9
1. Armenian College ...	...	8	...	...	4	2	6	...
2. Calcutta Boys' ...	1	3	...	...	4	...	4	...
3. Calcutta Girls' ...	...	9	...	2	8	4	9	...
4. Calcutta Girls', Darjeeling branch ...	...	1	...	...	1	...	1	...
5. Calcutta Free, Boys' Department ...	...	7	...	...	1	3	4	...
6. Calcutta Free, Girls' Department ...	1	8	...	...	4	4	8	...
7. Catholic Male Orphanage ...	1	3	...	2	...	2	4	...
8. Doveton College ...	1	6	1	...	1	3	4	...
9. Doveton Institution ...	1	5	...	1	...	3	5	...
10. E. I. R., Jamalpur ...	1	...	...	...	...	...	...	...
11. Girls' High, Darjeeling ...	2	10	2	2	4	3	9	1
12. Government Boarding, Kurseong ...	3	2	...	...	2	3	5	...
13. La Martinière Boys' ...	...	1	...	...	...	...	...	...
14. La Martinière Girls' ...	3	2	...	...	1	4	5	...
15. Loretto Convent, Asansol ...	1	4	...	...	1	4	5	...
16. Loretto Convent, Darjeeling ...	1	3	...	2	2	...	4	...
17. Loretto Day, Bow Bazar ...	1	1	...	...	1	...	2	...
18. Loretto Day, Dhurumtolla ...	2	2	...	2	...	2	4	1
19. Loretto High, Intally ...	...	4	...	...	...	2	2	...
20. Loretto House ...	1	9	1	1	4	3	8	...
21. Miss O'Brien's Day ...	1	2	...	...	2	1	3	1
22. Pratt Memorial ...	2	5	...	...	6	1	7	...
23. Protestant European, Cuttack ...	1	1	...	...	2	...	2	...
24. St. Helen's, Kurseong ...	...	6	...	...	1	4	5	...
25. St. Joseph's Convent, Bankipore ...	2	1	...	...	1	...	1	...
26. St. Joseph's Free, Bow Bazar ...	...	...	...	...	2	...	2	...
27. St. Joseph's High, Bow Bazar ...	15	7	...	2	11	8	21	2
28. St. Michael's, Coorji ...	5	4	...	3	3	1	8	2
29. St. Patrick's, Asansol ...	6	2	...	4	5	...	8	2
30. St. Paul's, Darjeeling ...	8	9	1	1	5	9	15	1
31. St. Teresa's, Kidderpore ...	...	1	...	...	1	...	1	...
32. St. Thomas's, Howrah ...	...	5	...	...	...	3	3	...
33. St. Xavier's College ...	3	5	...	...	6	2	8	...
34. Welland Memorial ...	3	1	...	...	2	2	4	1
Private students ...	1	14	...	...	1	11	13	...
Teachers ...	...	1	1	...	...	...	...	...
Total ...	70	162	6	22	89	85	189	12

EDUCATION OF EUROPEANS.

204. PRIMARY SCHOOLS.—The next table gives statistics concerning these schools:—

No.	NAME OF SCHOOL.	Religious denomination.	NUMBER OF PUPILS ON 31ST MARCH—				ACTUAL RECEIPTS FROM GOVERNMENT.		TOTAL EXPENDITURE.	
			1895.		1896.		1894-95.	1895-96.	1894-95.	1895-96.
			Boys.	Girls.	Boys.	Girls.				
1	2	3	4	5	6	7	8	9	10	11
<i>Aided Schools.</i>										
1	E. I. R., Asansol ... ..	Protestant ...	22	28	18	26	656	850	3,007	2,313
2	E. I. R., Buxar ... ..	Ditto ...	9	6	3	9	364	385	1,077	1,923
3	E. I. R., Khagole ... ..	Ditto ...	21	17	29	27	966	720	2,674	2,633
4	E. I. R., Madhupur ... ..	Ditto ...	4	4	3	6	195	250	962	874
5	E. I. R., Nawadih ... ..	Ditto ...	8	5	8	4	352	180	1,088	971
6	E. I. R., Raniganj ... ..	Ditto ...	5	6	5	8	...	(a) 100	1,037	1,099
7	European, Dinapur ... ..	Ditto ...	14	16	9	8	652	700	1,996	1,822
8	E. B. S. R., Saidpur ... ..	Ditto ...	23	18	25	33	(b) 808	(c) 862	2,903	3,644
9	London Mission Day ... ..	Ditto ...	14	18	8	14	...	(d) 420	181	1,545
10	Loretto Day, Dhurrumtolla, Free.	Roman Catholic	39	117	44	112	1,033	1,426	2,033	2,594
11	Old Church Free Day ... ..	Protestant ...	62	67	73	85	1,154	1,743	2,931	4,102
12	St. Elizabeth's, Howrah ... ..	Roman Catholic	22	35	14	37	729	771	2,026	2,553
13	St. James's Parochial ... ..	Protestant ...	37	43	31	34	620	757	1,714	1,933
14	St. John's Girls' ... ..	Roman Catholic	18	45	16	27	635	786	2,007	1,859
15	St. John's Parochial ... ..	Protestant ...	36	36	36	34	342	1,140	2,831	2,884
16	St. Mary's, Hastings ... ..	Roman Catholic	11	12	12	15	708	535	2,535	2,204
17	St. Stephen's, Kidderpore ... ..	Protestant ...	13	16	13	12	665	660	1,717	1,630
18	Wesleyan Preparatory ... ..	Ditto ...	10	12	13	16	585	460	1,402	1,649
	Total ... ..	.....	373	602	370	907	10,164	12,743	34,121	38,221
<i>Unaided Schools.</i>										
1	B.-N. Railway, Chakradharpur.	Protestant ...	9	8	11	12	...	...	734	930
2	Campbell Cottage ... ..	Ditto ...	3	3	3	3	...	...	(e) ...	(e) ...
3	Dacca Primary School ... ..	Ditto ...	...	...	...	...	...	...	...	7,523
4	St. Chrysostom's ... ..	Roman Catholic	25	...	43	...	...	...	971	840
	Total ... ..	.....	37	11	65	23	...	...	1,705	9,293

(a) Placed under the Code from 1st October 1895.  
 (b) Includes a furniture grant of Rs. 71.  
 (c) Includes special boarding grant of Rs. 105.  
 (d) Placed under the Code from 1st March 1895.  
 (e) Returns of expenditure not submitted.

*Old Church Free Day School.*—This school is held in premises altogether unsuitable for the purpose, and far too small for the number of scholars. The Committee contemplate building a new school. The land has been bought, and plans are being prepared.

205. *Primary Scholarship Examination.*—A summary of the results for the last two years is given below:—

1	2	3	4	1894.				9	10	11	12	13	1895.				16	17	18	19						
				Competing schools.	Candidates.	Absentees.	SUCCESSFUL CANDIDATES.						Competing schools.	Candidates.	Absentees.	SUCCESSFUL CANDIDATES.										
							First division.									Second division.					Third division.	Total.	Percentage of passes.	Scholarships awarded.	First division.	Second division.
Scholarship candidates.	Boys ...	18	86	1	30	40	10	80	94.1	8	18	113	5	43	43	10	96	88.9	9							
	Girls ...	29	81	1	24	28	16	66	82.5	12	33	87	1	34	32	13	79	91.9	11							
	Total ...	47	167	2	54	68	26	146	88.5	20	51	200	6	77	75	23	175	90.3	20							
Certificate candidates.	Boys ...	17	74	9	36	24	3	63	96.9	...	14	120	7	59	34	13	105	92.9	...							
	Girls ...	23	121	6	39	46	22	107	93.0	...	32	181	8	53	71	25	149	86.1	...							
	Total ...	40	195	15	75	70	25	170	94.4	...	46	301	15	111	105	38	254	89.8	...							
BOTH CLASSES	...	50	302	17	127	138	51	316	91.6	20	54	501	21	188	180	61	429	89.4	20							

There was a large increase in the number of candidates, both for scholarships and certificates. The percentage of passes was a little higher for the scholarship candidates and lower in the case of candidates for certificates.

Twenty scholarships, the full number sanctioned by Government, were awarded. One hundred and fifty-two candidates gained qualifying marks.

206. The results gained by each school and the distribution of the primary scholarships are shown in the following table:—

SCHOOLS FROM WHICH THE CANDIDATES WERE PRESENTED.	NUMBER OF CANDIDATES FOR—		Number absent.	NUMBER OF SUCCESSFUL CANDIDATES.				Number of scholarships gained.
	Scholarships.	Certificates.		First division.	Second division.	Third division.	Total.	
1	2	3	4	5	6	7	8	9
1. Armenian College ... ..	2	8	...	4	5	1	10	1
2. Calcutta Boys' ... ..	1	9	...	10	...	...	10	...
3. Calcutta Girls' ... ..	7	4	...	5	4	2	11	1
4. Calcutta Girls' Darjeeling Branch ... ..	1	2	...	3	...	...	3	...
5. Calcutta Free, Boys' Department ... ..	5	4	...	1	3	4	8	...
6. Calcutta Free, Girls' Department ... ..	5	19	1	3	7	10	20	...
7. Darjeeling Girls' High ... ..	4	8	...	8	4	...	12	...
8. Darjeeling Home ... ..	...	3	1	...	1	...	1	...
9. Doveton College ... ..	6	9	4	1	2	1	4	...
10. Doveton Institution ... ..	2	7	...	4	4	1	9	...
11. E. I. R., Asansol ... ..	1	...	...	...	1	...	1	...
12. E. I. R., Buxar ... ..	1	...	...	...	...	1	1	...
13. E. I. R., Jamalpur ... ..	4	...	...	2	2	...	4	1
14. E. I. R., Nawadih ... ..	2	3	...	1	2	...	3	...
15. European, Dinapore ... ..	1	1	...	...	2	...	2	...
16. Government Boarding, Kurseong ... ..	11	6	...	8	8	1	17	2
17. Jewish Girls' ... ..	9	2	...	4	4	2	10	1
18. La Martinière College for Girls ... ..	5	9	...	1	2	1	4	...
19. Loretto Convent, Asansol ... ..	3	4	...	2	5	...	7	...
20. Loretto Convent, Darjeeling ... ..	3	1	1	3	...	...	3	2
21. Loretto Day, Bow Bazar ... ..	7	11	...	8	7	3	16	...
22. Loretto Day, Dhurumtolla ... ..	3	3	...	3	2	1	6	...
23. Loretto High, Intally ... ..	1	7	1	...	2	4	6	...
24. Loretto House ... ..	4	3	1	4	2	...	6	2
25. Loretto Orphanage, Intally ... ..	1	18	3	6	6	3	15	...
26. Miss Belchambers's ... ..	1	...	...	...	1	1	1	...
27. Miss O'Brien's Day ... ..	3	5	...	5	1	1	7	2
28. Misses Starks' ... ..	2	...	1	1	1	...	2	...
29. Miss Wood's ... ..	1	1	...	1	1	...	1	...
30. Mrs. Sells' Darjeeling ... ..	...	3	...	...	3	...	3	...
31. Old Church Free Day ... ..	2	3	...	2	2	1	5	...
32. Pratt Memorial ... ..	4	9	...	3	9	...	12	...
33. Protestant European, Cuttack ... ..	1	8	...	5	4	...	9	1
34. St. Agnes's, Howrah ... ..	2	10	...	1	6	2	9	...
35. St. Aloysius's, Howrah ... ..	2	1	...	1	...	...	1	1
36. St. Helen's, Kurseong ... ..	2	7	...	2	4	1	7	...
37. St. James's High ... ..	2	7	1	...	6	2	8	...
38. St. James's Parochial ... ..	1	1	...	...	1	1	2	...
39. St. John's Parochial ... ..	3	3	...	1	5	...	6	...
40. St. Joseph's Convent, Bankipore ... ..	3	2	...	1	1	2	4	...
41. St. Joseph's Convent, Chandernagore ... ..	...	7	1	3	3	...	6	...
42. St. Joseph's Convent, Cuttack ... ..	2	4	...	5	1	...	6	...
43. St. Joseph's Free, Bow Bazar ... ..	4	...	1	2	1	...	3	1
44. St. Joseph's High, Bow Bazar ... ..	23	22	...	21	11	7	39	2
45. St. Michael's, Coorji ... ..	5	20	...	20	5	...	25	...
46. St. Patrick's, Asansol ... ..	7	3	...	10	...	3	10	2
47. St. Paul's, Darjeeling ... ..	16	11	4	6	15	3	24	1
48. St. Paul's Mission ... ..	4	4	...	3	3	2	8	...
49. St. Placid's, Chitragong ... ..	1	...	...	1	1	...	1	...
50. St. Stephen's, Kidderpore ... ..	3	...	...	1	2	...	3	...
51. St. Teresa's, Kidderpore ... ..	1	18	...	4	6	3	13	...
52. St. Thomas's, Howrah ... ..	5	2	...	2	4	1	7	...
53. Welland Memorial ... ..	7	6	1	5	6	...	11	...
54. Wesleyan Preparatory ... ..	1	1	...	2	...	1	2	...
Private students ... ..	...	4	...	1	2	1	4	...
Total ... ..	200	301	21	188	180	61	429	20

207. Mr. Bamford further writes as follows:—

“In my last report I pointed out that educational progress was retarded by the salaries offered to teachers being generally too low to induce intelligent and well educated young women to adopt the teaching profession in earnest; and I stated that “in too many cases those only who are unfit for other work, or who find difficulty in getting suitable employment elsewhere, are willing to undertake the duty.

“The last statement is illustrated by the applications for teacherships which I received during the year under report. The written applications amounted to 45. In addition to these, I received about an equal number of personal applications, of which I have kept no record.

“These personal applications were mostly made by girls ranging from 17 to 25 years of age, who had no experience in teaching, but who wished me to help them to get employment as teachers. Most of them had passed Standard VII, but in many instances had left school some years ago, and had not kept up their studies since. Four or five who applied personally to me were widows of 30 or 40 years of age, who had never taught and had no special qualifications for teaching, but who had now to work for their living. I secured a trial for two of the very few personal applicants who appeared at all likely to give satisfaction. One of these proved to be utterly unfit for the work, both in scholastic attainments and in teaching skill; the other was afterwards permanently engaged, and is giving satisfaction.

EDUCATION OF  
EUROPEANS.

"About half the written applications were from teachers who, holding appointments at the time, wished to better their position. Of the rest, 14 were unquestionably unfit for the work they sought.

"The remedy for this state of things is that teachers should be better paid. But higher salaries would have little immediate effect. Good teachers would be better off; but the schools on the whole would benefit little, if any. It must be remembered that attracting good teachers from one school to another would in no way relieve the situation. What is wanted is to recruit competent teachers from outside, to take the place of the far too numerous inefficient ones at present in the schools; and unfortunately there are practically none such to be found in this country. Good teachers would therefore have to be made, and they take a long time in the making.

"It is not surprising that managers hesitate to offer higher salaries under the existing circumstances. If teachers of undoubted competency could be had, however, they would be certain of getting appointments, and I think that managers generally would be willing to give them salaries sufficiently high to make them content in their profession. I have hopes that the training college which it is proposed to establish in Bengal may bring this about. It will then no longer be a case of managers waiting for good teachers before offering proper remuneration, and would-be teacher waiting for higher salaries before entering the profession. If, as I believe to be likely, students in sufficient numbers to justify the opening of the college, join and become trained, we may reasonably hope to have the schools thoroughly staffed with efficient teachers before long.

"I have little to say about the work done in the schools, beyond the fact that on the whole the teachers are doing their best, and that I am satisfied with the progress made. The greatest improvements perhaps noticeable in composition, which, up to 1895, was practically untaught in all standards below the sixth. In many of the schools a good beginning has been made in all the standards; and now, under the revised Code, every school must teach it. It will of course take some time before a satisfactory standard has been reached. The new Code requires object lessons to be given weekly to every class. The first attempts which have been made are very poor indeed but as every improvement in this direction will be reflected in all other teaching, progress, however slow, will be valuable.

"The efficiency of the teaching varies very much in different schools, and this is to some extent unavoidable. In the very small schools, where one teacher has to take charge of children in three, four, and sometimes five classes, the work cannot be equal to that done under more favourable conditions. The best schools are those with a full staff consisting of one teacher to each class, and where the head teacher has time for thoroughly and regularly supervising the teaching throughout the school. The schools worked by the Christian Brothers have not only this arrangement, but have also supervision of the whole of the schools under their management by the Director of the Brotherhood in India.

"*Volunteer Cadets.*—The number of efficient cadets was much lower than in 1894-95, being 813 against 901. There would have been a smaller decrease had not some boys in the Darjeeling schools failed to become efficient owing to a mistake. When it was too late it was discovered that, owing to the neglect of some new rules, their class-firing had been done irregularly and could not count for efficiency. The grant of Rs. 6 was only paid for 778 efficient, as Doveton College grant (Rs. 210 for 35 cadets) was allowed to lapse.

"The cadet grant has been properly and judiciously expended by all the schools, and has without doubt made volunteering more popular among the boys.

"Seven out of the 9 Companies in Calcutta competed for the drill prize of Rs. 100, given annually since 1888-89 by His Honour Sir Charles Elliott. The Catholic Male Orphanage Company won it with 62 out of the possible 65 marks. This Company, too, won the Silver Bugle for volley firing at the annual competition in February, stood third for the Halford Challenge Shield, and third for the Chatterton Cup. The Free School Company took the second prize in His Honour Sir Charles Elliott's drill competition and the second place for

the Halford Shield, the second place for the Chatterton Cup, and the third for the Silver Bugle. St. Joseph's Company stood third in order of merit at His Honour Sir Charles Elliott's drill competition, won the Halford Challenge Shield (for the fifth year in succession), won the Chatterton Cup, and stood second for the Silver Bugle, in which competition the St. Joseph's team placed 45 out of 50 shots on the target in rapid independent firing at 200 yards."

208. *The new Code.*—The Code was revised in March 1895 by a Committee appointed for that purpose by the Government of India. In drawing up the report, numerous omissions, inconsistencies, &c., were revealed, the rectification of which and their submission to the members of the Committee took up considerable time. The Committee only decided to consider the subject of training colleges, after they met, and then they were unable to devote much time to its discussion. During the period occupied in drawing up the report, new proposals were submitted to the members on the subject of training colleges by Sir Alfred Croft (the President of the Committee) and Mr. Bamford. These proved to be unacceptable to a minority of the members, the rest agreeing to them. The unanimous portion of the report was therefore first submitted, and a supplementary report on training colleges, giving the views of the members on the new proposals, was sent in afterwards. The resolution upon the report had not been issued by the Government of India at the close of the year under review.

209. *PUPIL TEACHERS.*—The following table shows the number of pupil-teachers at the close of each of the last two official years :—

SCHOOL.	NUMBER OF PUPIL-TEACHERS ON THE 31ST MARCH 1895—				NUMBER OF PUPIL-TEACHERS ON THE 31ST MARCH 1896—			
	Preparing for their—			Total.	Preparing for their—			Total.
	First year's examination.	Second year's examination.	Third year's examination.		First year's examination.	Second year's examination.	Third year's examination.	
1	2	3	4	5	6	7	8	9
Calcutta Free (Girls' Department)	...	1	2	3	4	...	1	5
Loretto Day, Bow Bazar ... ..	...	2	...	2	...	1	...	1
St. Aloysius's, Howrah ... ..	...	...	1	1	...	...	...	...
St. Paul's Mission ... ..	...	1	2	3	...	...	1	1
St. Teresa's, Kidderpore ... ..	...	...	...	...	1	...	...	1
Total ... ..	...	4	5	9	5	1	2	8

All the pupil-teachers, except the two in the second year, passed at the examination last November. Of the two second-year teachers, one is taking the same course again this year, the other has resigned.

There were no new pupil-teachers recognised last year. It was thought better to wait until the new Code came into operation, as the rules regarding pupil-teachers are entirely changed. Five candidates were admitted in January last, who will work according to the new rules.

210. *Recognised teachers.*—Under the revised Code all teachers must be recognised officially by the Department. In introducing the change, all teachers now in the schools are to be recognised as qualified for the work they are then engaged upon, *i.e.*, as teachers in the particular division (primary, middle, or high) in which they now teach. In future, except as a temporary arrangement, only persons possessing the "Letter of Recognition" prescribed by the revised Code may be appointed.

211. *Certificates given under the old Code.*—The following table shows the number of these in existence. The holders will be allowed to retain them; but

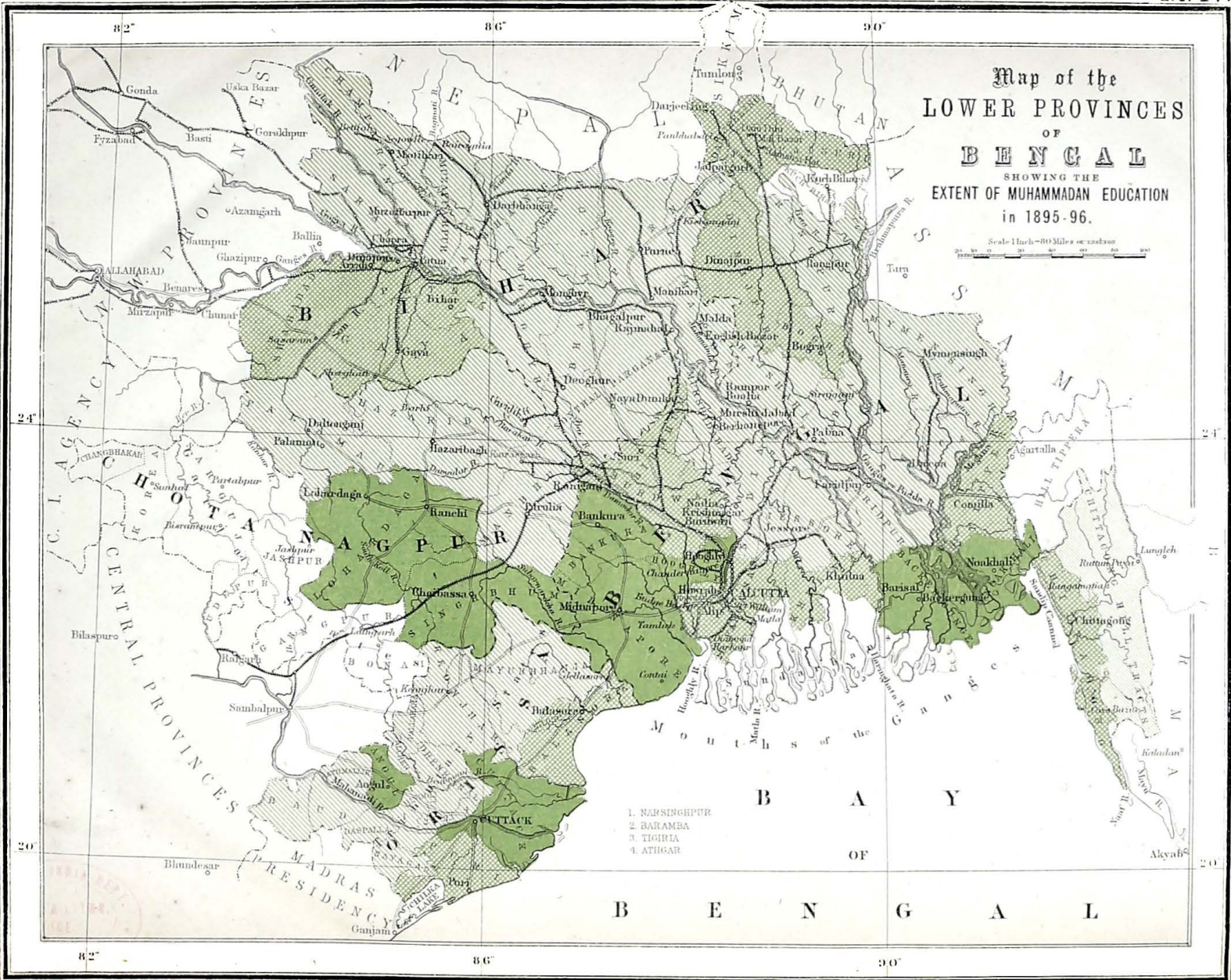


EDUCATION OF  
EUROPEANS.

no more similar certificates will be issued, and those in existence will not be recognised officially in future:—

*Teachers' Certificates.*

CLASS OF CERTIFICATES.		Number of certifi- cates in existence on the 31st March 1895.	Number of certifi- cates issued during the year.	Changes resulting from the conversion of provi- sional into permanent certificates.	Number of certifi- cates in existence on the 31st March 1896.
1		2	3	4	5
First grade	Permanent	14	...	...	14
	Provisional	3	...	...	3
Second grade	Permanent	24	...	...	24
	Provisional	19	1	...	20
Third grade	Permanent	55	...	+ 1	56
	Provisional	91	3	- 1	93
Total		206	4	...	210



Map of the  
**LOWER PROVINCES**  
 OF  
**BENGAL**  
 SHOWING THE  
 EXTENT OF MUHAMMADAN EDUCATION  
 in 1895-96.

Scale: 1 Inch = 80 Miles or 128 Km

REFERENCES.

Percentages of Muhammadan Boys of School-going age at School—

Class 1.	20 to 40 per cent.	
" 2.	10 to 20 " "	
" 3.	5 to 10 " "	
" 4.	below 5 " "	

1. NARASINGHPUR
2. BARAMBA
3. TIGHRIA
4. ATHGAR

## IX.—MUHAMMADAN EDUCATION.

212. The subjoined statement shows the number and percentage of Muhammadan pupils in different classes of schools for the last two years:—

MUHAMMADAN  
EDUCATION.

1	Total number of pupils.		Number of Muhammadan pupils.		Percentage of Muhammadan pupils.	
	1895.	1896.	1895.	1896.	1895.	1896.
<b>Public Institutions—</b>						
Arts Colleges ... ..	6,122	6,193	362	384	5·9	6·2
High English Schools ... ..	80,987	81,612	9,019	9,369	11·1	11·5
Middle " " Vernacular Schools ... ..	68,988	68,556	9,758	9,454	14·1	13·8
Upper Primary Schools ... ..	159,740	160,966	35,219	35,564	22·	22·0
Lower " " Professional Colleges ... ..	1,110,395	1,144,511	328,453	334,443	29·5	29·2
Technical Schools ... ..	1,257	1,623	46	71	3·6	3·9
Training Schools ... ..	3,857	3,607	454	516	11·5	14·3
Madrasahs ... ..	1,670	1,454	138	87	8·2	6·
	3,086	3,111	3,064	3,090	99·3	99·3
<b>Total ...</b>	<b>1,501,159</b>	<b>1,537,810</b>	<b>397,879</b>	<b>404,652</b>	<b>26·5</b>	<b>26·3</b>
<b>Private Institutions—</b>						
Advanced ... ..	35,006	34,692	13,587	13,323	38·7	38·4
Elementary ... ..	32,463	32,979	7,679	7,040	23·6	21·3
Teaching the Koran only ... ..	68,737	68,546	68,732	68,544	100·	100·
Other schools not conforming to departmental standard.	4,154	2,975	1,476	735	35·5	24·7
<b>Total ...</b>	<b>140,360</b>	<b>139,192</b>	<b>91,454</b>	<b>89,642</b>	<b>65·1</b>	<b>64·4</b>
<b>GRAND TOTAL ...</b>	<b>1,641,519</b>	<b>1,677,002</b>	<b>489,333</b>	<b>494,294</b>	<b>29·8</b>	<b>29·5</b>

The above shows an increase of 4,961 Muhammadans attending all classes of schools. The number of Muhammadan pupils in public institutions advanced from 397,879 to 404,652, or by 6,773, while in private institutions it fell from 91,454 to 89,642, or by 1,812. In consequence of the increase of the Muhammadan pupils not being proportionate to that of the total number of pupils, the percentage of Muhammadan pupils declined from 29·8 to 29·5. It is, however, gratifying to find that this community have increased in numbers and in percentage in the Arts Colleges and High English schools. An increase in this respect was observable in the previous year also.

Every class of public institutions shared in the increase noted above, except the Middle English and training schools, in which there was a decline. The loss of Muhammadan pupils in private institutions is perceptible in all the classes, and is probably due to the gradual shaking off by elementary and Koran schools of their traditional policy and to their more general adoption of departmental courses of studies. The loss of pupils in the case of training schools is serious and demands explanation.

There has been an increase of Muhammadan pupils in all Divisions, with the exception of the Burdwan and Rajshahi Divisions, in which there has been a decline. The loss is too small to require any explanation.

213. The following statement shows the estimated expenditure from the Mohsin Fund, and the actual expenditure as returned by the Accountant-General:—

Head of charge.	1894-95.		1895-96.	
	Estimated expenditure.	Actual expenditure.	Estimated expenditure.	Actual expenditure.
1	2	3	4	5
	Rs.	Rs.	Rs.	Rs.
Maintenance of Madrasahs ... ..	37,091(a)	34,647(b)	34,942(c)	28,639
Salaries of Maulvis ... ..	4,350	5,912	...	2,228
Scholarships ... ..	10,080	8,493	9,400	9,037
Short fee-payments ... ..	17,847	21,342	14,312	11,209
Miscellaneous ... ..	...	...	...	3,749
<b>Total ...</b>	<b>69,368</b>	<b>70,394</b>	<b>58,654</b>	<b>54,662</b>

(a) Includes Rs. 800 to the Sylhet Madrasah.

(b) Includes Rs. 943 to the Sylhet Madrasah.

(c) Includes Rs. 60 for miscellaneous and Rs. 596 for grants to Madrasahs.

MUHAMMADAN  
EDUCATION.

The actual expenditure is less than the estimate by Rs. 3,792, while in the preceding year it exceeded the estimate by Rs. 1,026.

In consequence of conversion of Government securities from 4 to 3½ per cent., the income from the Moshin endowment was, as noticed in the previous report, considerably reduced. In order to bring the expenditure within the reduced income, effect was given to the changes sanctioned by Government at the close of the year 1894-95 in the administration of this fund. These changes are:—(1) The share of fees payable from the Moshin Fund on account of Muhammadan students reading in schools and colleges has been reduced from two-thirds to one-half, an exception being made in the case of the Presidency College, where students are allowed, as before, to read at one-third of the ordinary fees, which are much higher than in other institutions; (2) Muhammadan students of any college in Calcutta under private management have for many years been admitted to the benefit of the fund without restriction; a fixed sum has now been allotted for this purpose, which will be distributed each year among such of the colleges as are chiefly attended by Muhammadan students in proportion to the total number in each; (3) the salaries of the Maulvis employed in collegiate and zilla schools, which were paid from the Moshin Fund, are now debited to provincial revenues.

214. The following statement shows the success attained by Muhammadan students at the different University and departmental examinations during the year under report:—

1	NUMBER OF SUCCESSFUL CANDIDATES—				PERCENTAGE OF MUHAMMADANS—			
	Muhammadans.		Total.		Among successful candidates.		Under instruction.	
	1895.	1896.	1895.	1896.	1895.	1896.	1895.	1896.
	2	3	4	5	6	7	8	9
M. A. ...	5	4	52	83	7.6	4.8		
B. A. ...	17	18	416	294	4.7	6.1	5.4	6.2
First Arts ...	59	51	1,162	1,015	4.9	6.0		
Entrance ...	153	141	2,293	2,309	6.6	6.1	11.1	11.5
Middle Scholarship ...	466	472	4,316	3,931	11.4	12.0	15.7	15.7
Upper Primary ...	685	1,035	4,549	6,065	15.0	17.0	22.4	20.0
Lower Primary ...	5,051	5,721	26,153	31,403	19.3	18.2	29.5	29.2
Total ...	6,468	7,442	33,941	45,104	...	...	...	...

The number of graduates of Muhammadan descent who attained the degree of Master of Arts fell from 5 in the preceding year to 4 in the year under report, while that of B. A. graduates increased by one. The fluctuations in the success in other examinations hardly require any special notice; it may however be mentioned that the number of successful upper primary candidates has advanced from 685 to 1,035, or by over 51 per cent.

215. The following table shows the general results of the common examinations of Madrasahs for the last two years, the papers having been set by the Central Board:—

1	1895.					1896.				
	Number of candidates.	First Division.	Second Division.	Third Division.	Total.	Number of candidates.	First Division.	Second Division.	Third Division.	Total.
	2	3	4	5	6	7	8	9	10	11
Calcutta ...	82	29	22	17	68	82	34	19	16	69
Daoca ...	55	10	10	7	27	78	14	9	3	26
Chittagong ...	75	21	10	14	51	80	25	29	12	66
Hooghly ...	19	3	7	3	13	17	5	3	4	12
Tippera ...	15	3	2	2	7	11	4	3	...	7
Sasaram ...	...	...	...	...	...	6	1	0	1	2
Sitakund ...	3	...	...	1	1	7	0	3	1	4
Patikchari ...	3	...	...	2	2	...	...	...	...	...
Total ...	262 (a)	86	57	46	169	281 (b)	83	66	37	166

(a) Including 18 absentees.  
(b) Ditto ditto

If a comparison of results from year to year is regarded as any criterion of improvement or otherwise, I should say that the figures above would show that satisfactory progress has been made.

216. The following table gives the results of the year's operations in further detail:—

CLASS.	Madrasahs.	NUMBER PASSED IN THE—			
		First Division.	Second Division.	Third Division.	Total number passed.
1	2	3	4	5	6
FOURTH-YEAR CLASS	Calcutta ... ..	7	5	9	21
	Dacca ... ..	5	1	1	7
	Chittagong ... ..	5	7	4	16
	Hooghly ... ..	1	2	2	5
THIRD-YEAR CLASS	Calcutta ... ..	4	4	3	11
	Dacca ... ..	2	...	2	4
	Chittagong ... ..	3	5	4	12
	Hooghly ... ..	1	...	1	2
SECOND-YEAR CLASS	Tippera ... ..	1	1	...	2
	Calcutta ... ..	9	4	3	16
	Dacca ... ..	2	...	...	2
	Chittagong ... ..	9	5	2	16
	Hooghly ... ..	1	1	...	2
	Tippera ... ..	1	1	...	2
	Sitakundu ... ..	...	1	...	1
	Sasseram ... ..	1	...	...	1
FIRST-YEAR CLASS	Calcutta ... ..	14	6	1	21
	Dacca ... ..	5	8	...	13
	Chittagong... ..	8	12	2	22
	Hooghly ... ..	2	...	1	3
	Tippera ... ..	2	1	...	3
	Sitakundu ... ..	...	2	1	3
	Sasseram ... ..	...	...	1	1
	Total ... ..	83	66	37	186
	Total for 1894-95 ... ..	66	57	46	169

217. The subjoined table compares the attendance and expenditure of all Madrasahs under Government management during the past two years:—

	Number of pupils.		Receipts from Government.		Total expenditure.	
	1895.	1896.	1895.	1896.	1895.	1896.
1	2	3	4	5	6	7
Calcutta (Arabic Department) ...	373	435	Rs. 10,748	Rs. 10,659	Rs. 13,176	Rs. 13,083
Dacca ... ..	439	429	.....	.....	14,634	13,708
Chittagong ... ..	624	669	.....	.....	12,128	9,875
Hooghly ... ..	51	52	.....	.....	2,295	2,218
Rajshahi ... ..	54	52	3,579	3,448	3,776	3,673
Cox's Bazar, Chittagong (a) ...	41	.....	463	.....	674	.....
Murshidabad Nawab's Madrasah ...	55	58	16,091	12,082	16,091	12,082
Total ... ..	1,637	1,695	30,881	26,189	62,772	54,638

(a) The Cox's Bazar Madrasah was amalgamated with the local grant-in-aid Middle English School from the beginning of the year.

The Madrasahs at Dacca, Chittagong and Hooghly are supported from the Mohsin Fund; hence no expenditure has been shown against them under provincial revenues. The attendance in all the Madrasahs together increased from 1,637 to 1,695, while their expenditure declined from Rs. 62,772 to Rs. 54,638. A brief account of these Madrasahs will be of interest.

218. *Calcutta Madrasah.*—The number of pupils in the Arabic Department advanced from 373 to 435. There were also 48 students in the College Department who attended lectures in the Presidency College, 311 in the Anglo-Persian Department, and 228 in the Colinga Branch School; 1,022 in all against 957 in the preceding year.

The attendance in the English classes of the Arabic Department is voluntary, and 77 students, against 163 in the preceding year, have availed themselves of the English instruction thus given. Hence the total number of students learning English was 664, and that of students learning a purely Oriental language, 358.

The cause of physical training is carefully attended to. A gymnasium has been attached to the Madrasah since 1873. In November 1891 its scope

MUHAMMADAN  
EDUCATION.

was enlarged by the addition of an athletic club. Membership is compulsory on the under-graduates and the boys of the upper classes. Members pay a monthly fee of two annas, to which an equal sum is added by the Government. The number on the roll last year was 144. A new tent has been purchased for the play-ground on the maidan. The play of the foot-ball team has considerably improved and the club won all its ties for the Elliott Shield, except the final, in which it was worsted by the Bishop's College eleven. The boys amuse themselves also at tennis, cricket, and athletic sports.

A boarding-house, to be named the Elliott Madrasah Hostel, after the late Lieutenant-Governor of Bengal, is in course of construction. Government has contributed Rs. 50,000 and private subscriptions have amounted to Rs. 21,765. The total expenditure for the Madrasah, including the Colinga Branch school, amounted last year to Rs. 50,871, of which Rs. 8,388 was raised from fees and the balance was paid from provincial revenues.

219. *The Dacca Madrasah* had on its rolls on the 31st March last 429 pupils, against 439 of the previous year; 216 of the pupils belonged to the Arabic Department and 213 to the Anglo-Persian Department. As an experimental measure, the teaching of English was introduced into the Arabic Department. The number of students at first admitted into the English class was 77, but it gradually declined and stood at 27 on the 31st March. It appears that this class is not appreciated by the students. The additional building was completed in December; but even still there is a complaint of insufficient accommodation. The total expenditure amounted to Rs. 15,887, of which Rs. 3,294 against Rs. 3,105 of the previous year was raised from fees. There were at the close of the year 32 boarders in the boarding-house, which was managed by one of the teachers. By the munificence of the Nawab Bahadur of Dacca an athletic club has been started. The behaviour of the boys is generally well spoken of.

220. *The Chittagong Madrasah* is the largest of the Madrasahs outside Calcutta. Its roll number on the 31st March last was 669, against 624 of the previous year. Of these 539 belonged to the Arabic Department and 130 to the Anglo-Persian Department; and 203 pupils of the former Department also read English as an optional subject. The total expenditure during the last year amounted to Rs. 11,061, of which Rs. 3,311 was collected from fees. The former Superintendent, Maulvi Ashraf Ali, was transferred and Abdul Munim was appointed to succeed him. Out of 334 students who competed at the different grades of examinations, 129 passed. As in the preceding year, 6 students from the Anglo-Persian Department, raised to the standard of a High English school, competed at the last Entrance examination, but none of them succeeded. From what I can gather this branch of the institution has been since its start a failure. This will need attention. There is a hostel attached to the Madrasah, and the number of boarders last year was 30, who are all granted free board and lodging. Like the other Madrasahs, the institution has an athletic club attached to it.

221. *The Hooghly Madrasah*.—On the 31st March, the number on the rolls, the average monthly expenditure from the Mohsin Fund, and the income from fees were found to be 52, Rs. 2,031, and Rs. 187 respectively, against 51, Rs. 2,166, and Rs. 129 respectively in the previous year. Regarding this institution, the Assistant Inspector of Muhammadan Education, Burdwan and Rajshahi Circle, remarks:—

“It is steadily losing its popularity day by day, and if this state of things goes on for a few years more, a collapse is inevitable. To avoid this, it is necessary that an active, energetic and efficient and, if possible, English-knowing Maulvi, fully alive to the requirements of the time and the capacities, likes and dislikes of the Muhammadans, able to influence the community, and command their respect and trust by his learning and character, be employed; and unless this is done, the institution can never flourish, and by its work justify its existence. Once a suitable man is employed, there will be no lack of students.”

This matter will be inquired into.

222. *The Rajshahi Madrasah*.—The number of pupils declined from 54 to 52, but the average monthly roll number rose from 57 to 69. The total expenditure during the year was Rs. 3,672, against Rs. 3,776 of the preceding year. Of this amount, Rs. 224 (against Rs. 197) was raised from fees and the rest paid from the Moshin Fund. In the attached hostel for Muhammadans there

were 36 boarders who paid a monthly fee of Rs. 2 each towards the boarding charges, the balance being met by a grant from the Moshin Fund.

223. *The Nawab of Murshidabad's Madrasah.*—There were at the close of the year 58 pupils on the rolls, against 55 in the previous year. Thirty of these were grandsons of His Highness the late Nawab Nazim of Bengal, of whom 3 are sons of the present Nawab Bahadur of Murshidabad. There were 16 boarders on the 31st March, against 20 in the preceding year. The gymnasium was in good order and was well attended. The total expenditure fell from Rs. 16,091 to Rs. 15,880. Teaching is imparted up to the Entrance standard of the Calcutta University, but no candidate has up to the present ever passed that examination.

224. Besides the Madrasahs noted above, there are a good many institutions bearing the name intended solely or chiefly for the education of the Muhammadans. In the Burdwan Division the Madrasah attached to the Burdwan Raj College is worthy of special mention. It was endowed by a Hindu zamindar for the education of his Muhammadan raiyats. In the Hooghly district there is a Madrasah at Sitapur teaching the subjects prescribed for the lower classes of the Calcutta Madrasah, whence a Maulvi is deputed every year to conduct the examinations of the boys. The Midnapore Madrasah is, properly speaking, a middle English school. It is doing no useful work, and I sometime ago recommended its abolition. In the Rajshahi Division, the Madrasahs at Sirajganj and Radhanagar in Pabna, the Gopalpur Madrasah in Rangpur, and the Mohipal Madrasah in Dinajpur, deserve mention. The Madanpur Madrasah in Barisal consists of two departments, the Middle English Department and the Junior Arabic Department, having an attendance of 34 pupils on the 31st March last. There are a good many institutions of the class in the Chittagong Division, and the following may be noticed as the most important. The Mir Yahya Madrasah in the town of Chittagong had 166 pupils last year; it is practically a branch of the Chittagong Madrasah. In the Chittagong district there are important Madrasahs at Sitakund and Fatikcheri with 102 and 68 pupils respectively. In Tippera, the Hussinia Madrasah is aided by a monthly grant of Rs. 30 from the Mohsin Fund; it had on its rolls on the 31st March 99 pupils, against 129 on the same date in the previous year. Besides these, the minor Madrasahs teaching the Bengali language up to the primary standard, in addition to Arabic and Persian, are (1) Rahiman and Jafarganj in Tippera, and Shah Mirpur, Chunati, Mithsara, Sultanpur Victoria, Koter Hat, Jafabad, and Wahedpur in Chittagong. In the Patna Division the Sasaram Madrasah and the Madrasah Imamia at Muzaffarpur deserve special notice. Both are endowed institutions; the expenditure in them was Rs. 3,040 and Rs. 1,200 respectively. The Islamia Madrasah at Gaya, though not conforming to any departmental standard, receives a grant of Rs. 100 a year from the Mohsin Fund. The Wahabi Madrasah-i-Ahmadia and the Hanifa Madrasah in Arrah and the Sunni Madrasah Khadin-ul-Ullum at Muzaffarpur are institutions which have arisen more or less from the religious differences among the Muhammadans. In the Bhagalpur Division the Mir Chak and the Phulbaria Madrasah in Malda are supported partly from municipal contributions and partly from subscriptions raised. The Dilalpur Madrasah in the Sonthal Parganas had 52 pupils on the rolls, 5 of whom were girls. Free tuition with board and lodging is given to the students. The Purulia Madrasah in Chota Nagpur is an upper primary school, with a Persian class.

225. Almost all public schools are open to Muhammadan students. The following are singled out of their number for a comparatively large attendance of Muhammadan pupils in them: (1) the Joreghat Middle English School in Hooghly, (2) the Basantapur Middle English School in Howrah, (3) the Islam High School in Calcutta, (4) the High English School at Rol in Bankura, (5) the Madrasah Kaisaria in the 24-Parganas, (6) the Santipur Madrasah in Nadia, (7) the Kendrapara High English School in Cuttack, (8) the Bhadrak High English School in Balasore, and (9) the Rasulpur Middle Vernacular School in Puri. Whenever the *maktabs* have conformed to standards recognised by the Department they have been generally aided, special grants having been sanctioned for them in Burdwan, Midnapore, Calcutta, Monghyr, Bhagalpur, Patna, Gaya, Saran, and Muzaffarpur. For the better and more thorough inspection of the schools for Muhammadans, provision has been made by the

MUHAMMADAN  
EDUCATION.

appointment of two Muhammadan Assistant Inspectors and each of the districts of Midnapore, Jalpaiguri, Rangpur, Tippera, Chittagong, Patna, Gaya, and Monghyr has one Muhammadan Sub-Inspector; in Midnapore, Hooghly, and Calcutta inspecting Munshis have also been appointed. Mymensingh, Purnea, the Sonthal Parganas, and Muzaffarpur have two Muhammadan Sub-Inspectors each, and there are indications that other districts of Bengal intend to follow these examples whenever they find opportunities. I observe that no Muhammadan Sub-Inspectors are being employed in the Presidency, Chota Nagpur, and Dacca Divisions. Excepting two Muhammadan Sub-Inspectors appointed in the Presidency Division in April 1896. Attempts are also being made to establish for Muhammadan students hostels attached to high English schools and colleges, wherever there arises a necessity for their establishment on account of the large attendance of Muhammadans. The aim of the Department should be to afford every facility to Muhammadans for their education and improvement. Arrangements are being made for them to take up Urdu instead of Bengali at the Middle Scholarship examinations. In this connection the Assistant Inspector of Muhammadan Education, Burdwan and Rajshahi Circle, writes:—

“There seems a stir now everywhere, which, though not yet quite what it should be, will, it is hoped, with a Muhammadan officer specially watching the interest of his co-religionists and always intent on finding out any grievances that may happen to exist and bringing them to the notice of the educational administrator of the Circle, keep them at least on the alert, and, ere long, lead materially to the improvement of Muhammadan education.”

The Assistant Inspector of the Patna Division remarks:—

“The education of Mussulmans in the Patna Division is far in advance of our most sanguine expectations.”

226. Special graduate, senior and junior scholarships have been created of late years for the benefit of Muhammadans desirous of pursuing a collegiate course of instruction. There are also scholarships debitable to the Mohsin and other trust funds.

227. The following statement shows the distribution of these special scholarships, and also of such of the ordinary junior scholarships, as were carried off by Muhammadans in open competition with students of other persuasions:—

	Description of scholarship.	Number of scholarships awarded.	REMARKS.
1	2	3	4
1	Mohsin Graduate Scholarships ...	2	Each of Rs. 25 a month.
2	Madrasah ditto ditto ...	3	Each of Rs. 20 a month, tenable for a year and a-half.
3	Mohsin Senior ditto ...	5	One of Rs. 16, two of Rs. 14, and two of Rs. 12 each.
4	Special ditto ditto ...	20	Ten of Rs. 10 and ten of Rs. 7 each.
5	Endowed Scholarships ...	3	Three of Rs. 10 each.
6	Government Junior Scholarships* ...	7	One of Rs. 15 and six of Rs. 10 each.
7	Mohsin ditto ditto ...	8	Two of Rs. 10 and six of Rs. 8 each.
8	Special ditto ditto ...	20	At Rs. 7 each.
9	Endowed ditto ditto ...	6	At Rs. 10 each.

\* No Muhammadan candidate obtained a Government Senior scholarship in 1895-96.

In addition to the above, Muhammadan boys compete on equal terms with others for the middle and primary scholarships given by the Department and the District Boards on the results of the departmental examinations. The proposal to reserve for Muhammadans, some of the lower primary scholarships already in existence in the districts of Birbhum, Patna, and Saran, is under consideration by the Department.



X.—EDUCATION OF ABORIGINAL AND BACKWARD RACES.

228. Besides 2,449,809 souls classified according to religion under the term "Animistic" in the last census report of the Province (exclusive of Cooch Behar, Hill Tippera, and the Tributary States of Chota Nagpur), members of the various aboriginal races are represented under the three following religious denominations:—Hinduism, Buddhism, and Christianity. There is in the divisions of Chota Nagpur and Bhagalpur a large aboriginal population professing Christianity, while the Mughs and other eastern aborigines chiefly profess Buddhism.

EDUCATION OF  
ABORIGINAL AND  
BACKWARD RACES.

229. One large division of the aboriginal races is the Kolarian group, including (1) the Sonthals of Mayurbhanj, Midnapore, Manbhum, Hazaribagh, the Sonthal Parganas, Birbhum, and the adjoining tracts; (2) the Mundas or Munda Kols of Lohardaga, and (3) the Hos or Larka Kols of Singhbhum. The Dravidian races are represented by the Uraons of Lohardaga and other parts of Chota Nagpur, and the Paharias in the Sonthal Parganas. The eastern aborigines include the Garo, Khasi, Tippera, Chakma, Lushai, and other tribes. Besides the Kolarian and Dravidian races, there are various aboriginal tribes in Chota Nagpur, such as the Khararias, Bhuniyas, and Gunjas in Lohardaga, and the Tamarias and Bhuniyas in Singhbhum.

230. The following table shows the distributions of pupils of aboriginal descent in each division:—

DIVISION.	NUMBER OF PUPILS ATTENDING DIFFERENT CLASSES OF SCHOOLS ON THE 31ST MARCH 1896.								CREED OF PUPILS OF ABORIGINAL AND BACKWARD RACES.			
	High English.	Middle English.	Middle vernacular.	Upper primary.	Lower primary.	Girls'.	Special and private.	Total.	1895-96.		1894-95.	
									Christians.	Non-Christians.	Christians.	Non-Christians.
1	2	3	4	5	6	7	8	9	10	11	12	13
Burdwan ... ..	2	8	7	184	3,568	17	177	3,963	268	3,695	203	3,337
Presidency ... ..	...	9	10	14	83	12	2	130	32	98	149	73
Calcutta ... ..	7	...	1	...	48	122	15	193	175	18	124	18
Rajshahi ... ..	8	5	4	29	573	7	48	674	272	402	333	608
Dacca ... ..	1	4	3	103	890	79	15	1,095	44	1,051	83	597
Chittagong ... ..	36	10	3	46	576	13	1	685	12	673	10	854
Patna ... ..	...	...	...	...	258	...	121	379	...	379	2	389
Bhagalpur ... ..	30	19	43	537	5,166	545	174	6,514	796	5,718	788	5,395
Orissa ... ..	...	3	11	49	800	9	24	896	13	883	24	519
Orissa Tributary Mahals...	...	22	4	105	1,288	2	8	1,429	30	1,399	30	1,394
Chota Nagpur ... ..	370	398	270	1,707	18,864	1,224	180	23,013	4,923	18,090	3,933	16,281
Total ... ..	454	478	356	2,774	32,114	2,030	765	38,971	6,565	32,406	5,679	29,405
Total for 1894-95 ... ..	184	696	399	2,656	28,765	1,738	646	35,084	38,971			35,084

The aboriginal pupils have advanced from 35,084 to 38,971, or by 3,887 (886 Christians and 3,001 non-Christians). This increase is shared more or less by all classes of schools except the middle English and middle vernacular, where there is a loss of 218 and 43 pupils respectively. The largest increase took place in the high English and lower primary institutions. The loss of 261 pupils in middle schools, chiefly in Chota Nagpur, is more than counterbalanced by a gain of 282 pupils in high English schools in the same division, a gain which is accounted for by the conversion of the Ranchi German Mission middle English school with its 283 pupils, most of whom are of aboriginal descent, into a high English school in November last. It will be observed that in the high and middle schools on 31st March 1896 there were 1,288 aboriginal pupils against 1,279 in 1895. The gain of 118 of these classes in upper primaries, of 3,349 in lower primaries, and of 292 in girls' schools marks progress.

231. Naturally the largest number of aborigines at school is returned from the Chota Nagpur Division with its 23,013 pupils, against 20,214 of the preceding year. The Bhagalpur Division comes next with 6,514 against 6,183; the Burdwan Division occupies the third place with 3,963 pupils against 3,540.

EDUCATION OF  
ABORIGINAL AND  
BACKWARD RACES.

The Orissa Tributary Mahals and the Dacca Division returned 1,429 and 1,095 pupils respectively. In the other tracts, the numbers are not large enough to call for detailed examination. This increase in the Chota Nagpur Division is shared by all the districts in the Division except Singhbhum, which shows a loss of 688 aborigines—a loss which the Deputy Inspector of the district is doubtless right in attributing to the attraction of good wages on the Bengal-Nagpur Railway line now under construction from Sini to Howrah. The Assistant Inspector brings to notice the fact that the number of aboriginal pupils in Chota Nagpur has advanced from 13,658 in 1887 to 23,013 in 1896.

232. The following statement gives some particulars regarding the schools under the different missions working in Chota Nagpur :—

	SCHOOLS.		PUPILS.						EXPENDITURE.							
			1894-95.			1895-96.			1894-95.				1895-96.			
	1894-95.	1895-96.	Boys.	Girls.	Total.	Boys.	Girls.	Total.	Government.	Mission fund.	Municipal.	Total.	Government.	Mission fund.	Municipal.	Total.
1	2	3	4	5	6	7	8	9	10	11	12	13	14	15	16	17
Berlin Evangelical ...	75	73	1,297	475	1,772	1,712	448	2,160	Rs. 3,178	Rs. 16,159	...	Rs. 19,337	Rs. 4,077	Rs. 16,257	Rs. 86	Rs. 20,368
S. P. G. Anglican ...	52	53	1,403	337	1,740	1,256	291	1,547	2,528	9,021	72	11,619	2,307	8,756	48	11,111
Free Church (Scotch) ...	43	41	780	158	938	638	137	775	2,969	4,633	...	7,602	3,084	5,498	...	8,582
St. Xavier's ...	11	19	345	90	435	691	146	837	296	4,788	...	5,084	324	1,640	...	1,964
Dublin University ...	1	2	15	3	18	76	11	87	60	24	...	84	45	5,154	...	5,199
Total ...	182	188	3,840	1,063	4,903	4,373	1,033	5,406	9,029	34,625	72	48,726	9,833	37,305	84	47,222

The schools have advanced from 182 to 188, and the pupils from 4,903 to 5,406. In the Berlin Missions the schools have declined from 75 to 73, but their pupils have increased from 1,772 to 2,160, while in the S. P. G. schools the case is reversed; there the pupils have declined from 1,740 to 1,547, though the schools have increased by one. The Scotch Mission schools have fallen off both in number and strength. The institutions under the St. Xavier's and the Dublin University Missions have gained both in number and in pupils. The last-named began work in the division in 1892-93.

233. The elementary schools for the children of miners employed near Giridih advanced from 33 to 34, but their pupils declined from 1,404 to 1,355. This loss is attributed to the outgoing of several workmen during the year with their families in search of employment with substantial wages in new collieries. Two of the schools are called central schools, in one of which are prepared for the upper primary scholarship examination all who have passed by the lower primary standard, and in the other are brought together all candidates from the different schools who are preparing for the lower primary examination. Regarding these two schools, the Assistant Inspector says that the arrangement is no doubt a convenient one for the purpose of teaching, but he is doubtful how far it is advisable to help the growth of two central schools at the cost of several others of their class, whose teachers are deprived of the legitimate privilege of sending candidates to the primary scholarship examinations. There is reason in what he says and the matter will be inquired into. Of the 34 schools of the year, 31 were for boys and 3 for girls. Two of these again were upper and 32 lower primary schools. Besides these, there is an industrial school, where 16 boys were under training to be carpenters, blacksmiths, and fitters. The cost of these schools during the year was Rs. 2,769, of which the share borne by the State was Rs. 1,359. The local contribution amounted to Rs. 1,410, most of which was paid by the East Indian Railway Company. In the previous year the total expenditure was Rs. 2,787, of which Rs. 1,350 was paid by Government and Rs. 1,437 obtained from private sources. There is an inspecting pandit who supervises the working of these schools. The schools were again unsuccessful at the upper primary examination, but at the lower primary 46 out of 59 passed, against 28 out of 33 in the previous year. The schools are supervised by a Committee, of which Dr. Saise is the President.

234. The following table compares the success obtained at the public examinations, so far as aboriginal pupils are concerned :—

EDUCATION OF  
ABORIGINAL AND  
BACKWARD RACES.

DIVISION.	1895.						1896.					
	Entrance examination.	Middle scholarship examination from middle English schools.	Middle scholarship examination from middle vernacular schools.	Upper primary scholarship examination.	Lower primary scholarship examination.	Total.	Entrance examination.	Middle scholarship examination from middle English schools.	Middle scholarship examination from middle vernacular schools.	Upper primary scholarship examination.	Lower primary scholarship examination.	Total.
1	2	3	4	5	6	7	8	9	10	11	12	13
Burdwan ...	...	...	4	7	20	31	...	...	...	6	38	44
Presidency ...	...	...	...	...	3	3	...	...	...	...	...	...
Calcutta ...	...	...	...	...	...	...	...	...	...	...	...	...
Rajshahi ...	...	...	...	...	...	...	...	...	...	...	5	5
Dacca ...	...	...	...	1	1	2	...	...	...	...	1	1
Chittagong ...	...	...	...	...	2	2	...	...	...	2*	16*	18*
Patna ...	...	...	...	...	...	...	...	...	...	...	1	1
Bhagalpur ...	...	...	6	31	173	209	...	1†	...	22‡	179§	202
Orissa ...	...	...	1	1	5	7	...	...	...	1	4	5
Orissa Tributary Mahals.	...	...	...	2	10	12	...	...	...	...	8	8
Chota Nagpur...	3	9	7	24	212	255	2	9	5	25*	185*	226*
Total ..	3	9	17	66	426	521	2	10	5	56	437	510

\* According to returns.

† Passed from middle English school by vernacular standards and obtained a middle vernacular scholarship.

‡ Three of them obtained upper primary scholarships.

§ Sixteen obtained scholarships.

|| Obtained scholarships.

The total number of passes of all descriptions decreased by 11. Two boys passed the Entrance examination, namely, one from the Ranchi Zilla School and the other from the Hazaribagh Zilla School, against 3 of the preceding year. The middle and upper primary examinations show a decline (from 26 to 15 and from 66 to 56 respectively), while the number of lower primary passes increased from 426 to 437. The fluctuations are too insignificant to deserve anything but a passing notice.

## XI.—INDIGENOUS EDUCATION.

INDIGENOUS  
EDUCATION.

235. This section treats of private institutions, namely institutions which do not conform to any particular departmental standard, but adhere to the indigenous modes of teaching handed down by tradition.

The following table gives the statistics of indigenous schools in each division for 1895-96:—

DIVISION.	ADVANCED.				ELEMENTARY.				Teaching the Koran only.		OTHER SCHOOLS.				TOTAL.	
	Arabic or Persian.		Sanskrit.		For boys.		For Girls.				For boys.		For girls.			
	Schools.	Pupils.	Schools.	Pupils.	Schools.	Pupils.	Schools.	Pupils.	Schools.	Pupils.	Schools.	Pupils.	Schools.	Pupils.	Schools.	Pupils.
1	2	3	4	5	6	7	8	9	10	11	12	13	14	15	16	17
Burdwan ... ..	27	311	179	1,416	23	191	...	...	46	603	...	...	...	...	275	2,521
Presidency ... ..	5	128	89	824	4	33	1	9	10	128	...	...	...	...	109	1,222
Calcutta ... ..	...	...	11	100	24	973	2	64	88	2,260	...	...	...	...	125	3,307
Rajshahi ... ..	53	873	26	234	61	608	5	40	109	1,188	...	...	...	...	254	2,943
Dacca ... ..	167	2,210	436	3,700	772	3,592	41	122	2,704	26,081	11	156	3	137	4,134	36,088
Chittagong ... ..	93	2,105	112	925	116	1,625	9	89	2,208	34,042	46	818	...	...	2,584	39,605
Patna ... ..	684	6,506	729	8,708	1,486	12,196	...	...	306	3,044	215	1,435	1	25	3,421	31,974
Bhagalpur ... ..	323	2,859	157	1,308	784	5,205	7	85	104	961	19	63	5	216	1,349	10,697
Orissa ... ..	39	690	76	820	1,200	7,537	...	...	7	112	4	110	...	...	1,326	9,269
Orissa Tributary Mahals ... ..	...	...	12	149	40	229	...	...	2	65	2	15	...	...	56	458
Chota Nagpur ... ..	34	405	12	170	62	381	...	...	3	62	...	...	...	...	111	1,018
Total ... ..	1,425	16,087	1,839	18,005	4,522	32,570	65	409	5,587	68,546	297	2,597	9	378	18,744	1,39,192
TOTAL FOR 1894-95...	1,383	16,417	1,862	18,589	4,639	32,192	61	271	5,609	68,737	366	3,568	31	558	13,941	1,40,360

The foregoing table shows a decline of 197 schools and 1,168 pupils. There has been a gain of both schools and pupils in the Presidency and Bhagalpur Divisions, Calcutta and the Orissa Tributary Mahals, but a loss both in number and strength in all the other reporting areas with the exception of the Chittagong Division, which shows a gain of 38 schools, but a loss of 975 pupils. The gain of schools is the largest in the Bhagalpur and that of pupils in the Presidency Division, while the loss of institutions is the heaviest in the Patna and that of pupils in the Dacca Division. The fluctuations in the other Divisions require no detailed notice.

236. *Advanced Arabic or Persian Schools.*—These schools increased by 42, but the pupils attending them decreased by 330. A gain both of schools and pupils is shown by the Presidency, Chittagong, Bhagalpur, and Chota Nagpur Divisions, while loss occurred in the Burdwan, Rajshahi, Dacca, and Orissa Divisions. In the Patna Division the schools increased, but the pupils declined. No schools of this class were returned from Calcutta and the Orissa Tributary Mahals. These schools, generally known under the name of *maktabs*, differ from ordinary Koran schools in this respect only, that, in addition to learning the Koran by rote, the pupils read a little Arabic or Persian prose and poetry and sometimes grammar. The school is generally held in the out-house of some well-to-do villager who feeds the *mianji* (teacher), gives him clothes, and perhaps pays him a couple of rupees or so as stipend. The *maktab* attached to the Burdwan Raj College deserves special mention as being endowed by a Hindu zamindar for the benefit of his Muhammadan raiyats.

237. *Sanskrit Tols.*—These schools decreased by 23, but their pupils increased by 16. The decrease took place in the Burdwan, Rajshahi, Patna, and Chota Nagpur Divisions. Calcutta, the Divisions of the Presidency, Dacca, Chittagong, and Bhagalpur, and the Orissa Tributary Mahals show an increase, while the Orissa Division remains stationary. The education imparted in these institutions has of late been rendered methodical, and their standard of teaching and general tone have been elevated by their being subjected to a series of rules and regulations rendered possible under the Government orders of 1893. By these orders the *tols* have been brought directly under the ken of the Department which arranges for their examination in standards which itself lays down. A large sum (namely Rs. 25,000) is distributed annually among them in the shape of stipends to teachers and pupils.

238. The subjoined statement summarises the results of the examinations for the past two years :—

INDIGENOUS  
EDUCATION.

*Results of the Sanskrit First Examination.*

NAME OF ASSOCIATION.	1895.			1896.			REMARKS.
	Number passed.	NUMBER OF STIPENDS AWARDED TO—		Number passed.	NUMBER OF STIPENDS AWARDED TO—		
		Teachers.	Pupils.		Teachers.	Pupils.	
1	2	3	4	5	6	7	8
Dacca Sarasvat Samaj ...	44	6	5	81	11	10	
Nadia Vidagdhanani Sabha ...	66	5	8	69	6	10	
Calcutta Pandit Sabha ...	38	3	5	39	3	6	
Barisal Dharma Rakshini Sabha ...	12	1	1	8	1	1	
Bhatpara Pariksha Samaj ...	45	4	5	38	3	8	
Ghatal Sanskrit Samiti ...	112	10	13	83	9	6	
Boalia Dharma Sabha ...	4	1	1	2	1	1	
Bihar Sanskrit Sanjivan ...	48	6	6	32	5	3	
Puri Jagannath Samiti ...	18	1	2	46	5	4	
Rangpur Dharma Sabha ...	3	1	1	7	1	2	
Orissa Sanskrit Samiti ...	5	1	1	11	1	1	
Balasore Dharma Sabha ...	13	1	2	6	1	1	
Total ...	408	40	50	412	47	53	

*Results of the Sanskrit Second Examination.*

NAME OF ASSOCIATION.	1895.			1896.			REMARKS.
	Number passed.	NUMBER OF STIPENDS AWARDED TO—		Number passed.	NUMBER OF STIPENDS AWARDED TO—		
		Teachers.	Pupils.		Teachers.	Pupils.	
1	2	3	4	5	6	7	8
Dacca Sarasvat Samaj ...	22	4	3	33	7	6	
Nadia Vidagdhanani Sabha ...	23	4	5	29	4	9	
Calcutta Pandit Sabha ...	18	2	2	24	2	5	
Bhatpara Pariksha Samaj ...	20	3	3	15	2	2	
Ghatal Sanskrit Samiti ...	40	4	5	39	4	7	
Boalia Dharma Sabha ...	3	1	...	...	...	...	
Bihar Sanskrit Sanjivan ...	11	3	1	37	6	3	
Puri Jagannath Samiti ...	45	4	7	16	2	2	
Rangpur Dharma Sabha ...	6	1	1	7	1	...	
Orissa Sanskrit Samiti ...	9	2	1	4	1	1	
Barisal Dharma Rakshini Sabha ...	3	1	1	3	1	...	
Balasore Dharma Sabha ...	1	1	1	3	1	1	
Total ...	196	30	30	207	31	35	

239. The following table shows, division by division, the amounts paid from Provincial revenues to *tol*—teachers and their pupils as stipends during the year under report :—

DIVISIONS.	1894-95.	1895-96.
	Rs.	Rs.
Burdwan ...	3,534	3,615
Presidency } ...	3,350 {	8,082
Calcutta } ...		678
Rajshahi ...	174	562
Dacca ...	1,890	1,916
Chittagong ...	263	174
Patna } ...	1,022 {	1,029
Bhagalpur } ...		96
Orissa ...	305	1,106
Orissa Tributary Mahals ...	...	195
Chota Nagpur ...	...	...
Total ...	10,538	17,453

This amount together with the five salary stipends created by the Resolution of March 1892, and costing Rs. 3,360 a year, the annual grant of Rs. 2,400 for the pupils of Navadip, and the sum of Rs. 1,700 paid for conducting the Sanskrit Title examinations and for the payment of rewards and prizes on their results, makes up Rs. 24,913 in all—the total outlay during the year from Provincial revenues for the encouragement of Sanskrit learning in *tois*.

INDIGENOUS  
EDUCATION.

240. The Sanskrit Title examinations were held at Calcutta, Bankipore, Puri, Dacca, Barisal, Boalia, and Rangpur. There were 119 candidates against 105 in the preceding year: of these only 24 passed in Sanskrit literature, 3 in grammar, 6 in Smriti, 2 in Nyaya, 1 in Vedanta, none in Sankhya, and one in Jyotisha. Classified according to race of the successful candidates, 28 were Bengalis, 5 Uriyas, and 4 Biharis.

241. The following statement shows at a glance the result of the Sanskrit Title examination and the amounts paid in rewards to teachers and pupils:—

DESCRIPTION OF TITLES CONFERRED.	Number of titles conferred.	Amount of Government rewards paid to pupils.	Amount of rewards paid to teachers.	REMARKS.
1	2	3	4	5
		Rs.	Rs.	
1. Kavyatirtha ...	24	160*	800*	* A teacher obtained also Raj Krishna Roy stipend of Rs. 50 and Burdwan prize of Rs. 45, and one pupil obtained Raja Krishna Nath Roy Bahadur's scholarship of Rs. 4 a month, and Jagan Mohan Mukherji prize of Rs. 50, one obtained Gouri Syam scholarship of Rs. 40, one obtained Syamananda De scholarship of Rs. 30, and one got Darbhanga prize of Rs. 18.
2. Vyakaranatirtha ...	3	150	Nil	
3. Jyotishtirtha ...	1	25	Nil	
4. Smrititirtha ...	6(a)	145	...	(a) One obtained Prasanna Kumar Tagore scholarship of Rs. 7 a month and Raja Lok Nath Roy Bahadur scholarship of Rs. 6 a month, and his teacher obtained Kshetra Mani Debya prize of Rs. 50, and one Parvati Devi prize of Rs. 50, and one Burdwan scholarship of Rs. 40.
5. Terkatirtha ...	1(b)	20	50	(b) The student obtained Jagan Mohan Mukherji prize of Rs. 50, and his teacher Hara Kumar Tagore prize of Rs. 45.
6. Nyayatirtha ...	1(c)	25	...	(c) Obtained Hara Kumar Tagore gold keyur and Darbhanga scholarship of Rs. 18 a month.
7. Vedantatirtha ...	1(d)	25	50	(d) Obtained Dewan Krishna Kanta Nandi scholarship of Rs. 7 a month, and Parvati Devi prize of Rs. 50, and his teacher obtained Raj Krishna Roy stipend of Rs. 50, and Burdwan prize of Rs. 45.
Total ...	37	550	800	

242. It may be noted that some of the District Boards and Municipalities are now contributing small sums for the advancement of Sanskrit education. In the Burdwan Division there are some good and advanced *tois* teaching the higher subjects of Sanskrit grammar, poetry, logic, rhetoric, and philosophy. Of these, the best is the Visva Nath Chatuspathi maintained out of the endowment of Rs. 1,60,000 made by the late Babu Bhudeb Mukherji, C.I.E. The Konnagar *tol* in the district of Hooghly is aided by the local municipality. The Tarkeswar *tol* in the same district and the Pachetgar Sanskrit College in Midnapore are supported by local zamindars. The Mugberia *tol* in Midnapore is a successful institution. Its pandit obtained a stipend of Rs. 8 per month for passing pupils at the Sanskrit standard examination. The Raj Sanskrit College in Burdwan is maintained from the Debottar Fund of the local Raj estate. In the Presidency Division the Mulajore *tol* in the 24-Parganas is maintained from the interest of an endowment of a lakh of rupees made by the late Prasanna Kumar Tagore, C.S.I., of Calcutta. It had 80 pupils, and the total expenditure was Rs. 3,500. The pupils of the Navadip *tois* enjoy a monthly maintenance allowance of Rs. 200. Each of the students of the pukka *tol* (so-called because it has a pukka house of its own) gets a daily ration from the endowments of the late Babu Lal Babu. The Victoria Jubilee *tol* at Berhampore was founded by Srimati Arnakali Debi of Kasimbazar, who contributed Rs. 2,800 for its maintenance during the year under report.

243. The most important *tois* in the Patna Division are the Bankipore Thathari Bazar *tol*, Gurhatta Sanskrit *tol* in Patna, Sanjivan Vidyalaya in Tikari, and the Sanhipatti *tol* in Buxar. The Karangarh Vidya Sagar Institution in Bhagalpur was visited by the late Lieutenant-Governor of Bengal and Sir Alfred Croft. In the Orissa Division the Puri Sanskrit *tol*, the Sriram Chandra *tol* in Balasore, and the Ganja *tol* in Cuttack are the most important.

244. *Elementary Schools*.—These schools teach "a vernacular only or mainly," and have generally less than 10 pupils. It is most probable that the majority of them conform to departmental standards but, under the existing rules, primary schools having an attendance of less than 10 pupils are ineligible for any reward, and are classified under the head of elementary private institutions.

It is likely that with the gradual expansion of the departmental system these schools will gradually disappear.

245. *Koran Schools*.—Out of a total number of 5,587 schools returned under this head, as many as 4,912 exist in the Dacca and Chittagong Divisions. These schools have little importance from an educational point of view, as no secular instruction is given in most of them.

246. The “other schools” are schools which do not fall under any of the preceding categories, but which are, nevertheless, regarded as places of instruction. No such schools have been returned from Calcutta, and the Burdwan, Presidency, Rajshahi, and Chota Nagpur Divisions; and of those returned from the other Divisions, hardly any information has been furnished in the reports except in those for Chittagong and Orissa. The Chittagong schools are all *kyoungs*, which are separately treated upon below. The “other schools” in the Tributary Mahals are attended exclusively by the children of the Raj families; out of 4 schools of the class returned from the Orissa Division, 3 teach Telegu and 1 Hindi, all of them being situated in the Cuttack town.

247. *Kyoungs*.—Forty-six schools have been returned from the Chittagong Division, against 42 in the preceding year. These schools are attached to Buddhist monasteries, the *phoongyees* or head monks are the teachers. They charge no fees and observe no uniformity of standard. The languages taught are Burmese and Pali.

PREPARATION AND  
DISTRIBUTION OF  
TEXT-BOOKS AND  
OTHER SCHOOL  
LITERATURE.

## XII.—PREPARATION AND DISTRIBUTION OF TEXT-BOOKS AND OTHER SCHOOL LITERATURE.

248. As stated in previous reports, the preparation of school-books having for the past forty years and more been left entirely to private enterprise, the chief business of the Education Department has been to make its selection out of the very large number of publications offered for its acceptance. This duty has, since 1875, been entrusted to the Central Text-Book Committee, which consists now of 20 members, with the Hon'ble Mr. Justice Guru Das Banerjee, M.A., D.L., as President, and the Inspector of Schools, Presidency Circle, as *ex-officio* Member and Secretary. All the learned members, with two exceptions, are Fellows of the Calcutta University. Nine are unconnected with the Department, two are retired officers of the Department, and seven, who are professors of the Presidency College, besides the Secretary and the Assistant Secretary, are departmental officers.

249. The Committee received for examination during the past year 256 books on different subjects. Of these, 99 were approved for various purposes, 98 were rejected, and upon 59 judgment had not been pronounced. The sittings of the Committee continued to be held after the close of the year, not only for the disposal of current business but also for the re-examination of those books formerly on the authorized list which had still to be reported upon by the Revision Sub-Committee. The work of revision is reported to have made good progress during the year. Twenty-three meetings were held, each meeting lasting from three to four hours. Since the close of the year, 15 meetings have already been held. The Committee have a very thankless and most arduous task to perform, and this I believe, they do with a care and conscientiousness which cannot be too highly commended.

250. Besides the Central Text-Book Committee sitting at Calcutta for the selection of English, Sanskrit, and Bengali books, there is a Branch Committee at Patna for the examination of Hindi and Urdu books, and another at Cuttack to deal with Uriya publications. The Officiating Inspector of Schools, Bihar Circle, reports that the Patna Committee consists of 35 members, official and non-official. "Seventy books were sent to the members for their opinion. The list of approved books will be printed by the close of the year 1896-97."

The Temporary Inspector of Schools, Orissa Division, reports that the Cuttack Committee consists of 16 members, of whom only five belong to the Education Department. They received nine new books for examination, of which three were rejected, one was approved, one was returned for revision to the author, and four are still under examination.

251. The Calcutta School Book Society, with which was amalgamated in March 1891, the Society for the Diffusion of Useful Literature, still serves as the chief medium for the distribution of books in the country through its numerous agencies. The Society to a great extent controls the market-price of school-books, which, in the hands of ordinary book-sellers, has a tendency to advance in the case of imported publications, when the supply from any cause falls short of the demand. During the year the Society sold in Calcutta and by means of its agencies in the mufassal 205,497 books valued at Rs. 1,00,842.

DARJEELING, }  
The 9th October 1896. }

C. A. MARTIN,  
Offg. Director of Public Instruction, Bengal.



EDUCATION—GENERAL TABLE I.

Abstract Return of Colleges, Schools, and Scholars in the Lower Provinces of Bengal at the end of the official year 1895-96.

(For details—see General Table III.)

AREA AND POPULATION.			Colleges, schools and scholars.	PUBLIC INSTITUTIONS.							PRIVATE INSTITUTIONS.				Grand Total.	Percentage of—	REMARKS.		
Total area in square miles.	Number of towns and villages.*	Population.		University education.		School education, general.		School education, special.			Total of public institutions.	Advanced.	Elementary.	Teaching the Koran only.				Other schools not conforming to the departmental standards.	
				Arts Colleges.	Professional Colleges.	Secondary schools.	Primary schools.	Training schools.	All other special schools.										
1	2	3	4	5	6	7	8	9	10	11	12	13	14	15	16	17	18		
165,930	Towns ... 147 Villages ... 238,463 Total ... 238,640	Males ... 36,412,749 Females ... 36,630,948 Total ... 73,043,697	Institutions	For males ...	85	17	2,447	51,008	19	177	53,701	3,204	4,522	5,587	297	67,371	Institutions to number of towns and villages.*	28.3	
				For females...	2	...	62	3,338	5	1	3,408	...	65	...	9			3,492	1.4
			Total ...	37	17	2,509	54,344	24	178	57,109	3,264	4,587	5,587	306	70,853	28.6			
			Scholars ...	Males ...	6,164	1,815	210,738	1,206,619	769	7,141	14,33,236	34,390	32,180	60,351	2,591	15,62,748	Male scholars to male population of school-going age.†	28.6	
				Females ...	29	8	5,407	98,858	207	65	104,674	302	799	8,195	384	114,254	Female scholars to female population of school-going age.†	2.0	
				Total ...	6,193	1,823	216,145	1,305,477	966	7,206	1,537,810	34,692	32,979	68,546	2,975	1,677,002	Total scholars to total population of school-going age.†	15.6	

\* A town contains 5,000 inhabitants or upwards ; a village contains less than 5,000 inhabitants.  
† The population of school-going age is taken at 15 per cent. of the whole population.

EDUCATION—GENERAL TABLE II.

Abstract Return of Expenditure on Public Instruction in the Lower Provinces of Bengal for the official year 1895-96.

(For details—see General Table IV.)

1	TOTAL DIRECT EXPENDITURE ON PUBLIC INSTRUCTION.							TOTAL INDIRECT EXPENDITURE ON PUBLIC INSTRUCTION.									18	19	
	University edu- cation.		School education, general.		School education, special.			Buildings.	Furniture and apparatus (special grants only).	Total.	University.	Direction.	Inspection.	Scholarship.	Miscellaneous.	Total.			
	Arts colleges.	Professional col- leges.	Secondary schools.	Primary schools.	Training schools.	All other special schools.	Total.												
	2	3	4	5	6	7	8	9	10	11	12	13	14	15	16	17			
	Rs.	Rs.	Rs.	Rs.	Rs.	Rs.	Rs.	Rs.	Rs.	Rs.	Rs.	Rs.	Rs.	Rs.	Rs.	Rs.	Rs.	Rs.	Rs.
1.—Institutions	For males ...	7,82,826	8,40,199	83,22,480	29,47,851	89,814	8,15,184	77,46,854	6,41,508	44,338	6,85,836	1,53,900	70,619	6,10,460	2,15,268	8,58,071	14,08,313	98,40,503	
	„ females ...	6,500	...	5,19,268	2,97,692	16,700	604	8,40,764	...	...	...	...	...	...	...	...	...	8,40,764	
	Total ...	7,88,826	8,40,199	88,41,748	32,45,543	1,06,514	8,15,788	85,87,618	6,41,508	44,338	6,85,836	1,53,900	70,619	6,10,460	2,15,268	8,58,071	14,08,313	1,06,81,267	
2.—(a)	Percentage of Provincial ex- penditure included in columns 2—17 to total Provincial ex- penditure on public instruction	10·7	10·4	19·9	8·4	2·9	5·8	57·6	17·8	·8	17·6	...	2·7	18·0	6·8	2·8	24·8	100	
(b)	Percentage of district fund ex- penditure included in columns 2—17 to total district fund expenditure on public instruc- tion ...	...	...	19·8	48·24	·08	1·38	68·9	·2	·4	·6	...	...	21·9	2·8	6·8	80·5	100	
(c)	Percentage of municipal ex- penditure included in columns 2—17 to total municipal ex- penditure on public instruction	...	...	25·8	59·4	...	2·5	87·2	8·7	·8	4·	...	...	2·5	·8	5·5	8·8	100	

(d) Percentage of total expenditure in columns 2-17 to total expenditure on public instruction ... ..

6.9 3.2 86. 30.4 1. 3. 80.5 6. 4. 6.4 1.4 .7 5.7 2. 8.8 13.1 100

3.—AVERAGE* ANNUAL COST OF EDUCATING EACH PUPIL IN—		Rs. A. P.	Rs. A. P.	Rs. A. P.	Rs. A. P.	Rs. A. P.	Rs. A. P.	Rs. A. P.
Government institutions ...	Cost to Provincial revenues ...	147 13 8	293 9 8	13 9 8	5 7 8	180 14 2	35 3 5	39 15 3
	Cost to district and municipal funds...	...	...	0 1 9	...	0 14 0	0 0 5	0 1 7
	Total cost ...	147 13 8	293 9 8	13 11 0	5 7 8	181 12 2	35 3 10	40 0 10
Municipal and District Board institutions ...	Cost to Provincial revenues ...	30 8 0	...	0 3 6	...	...	6 14 0	0 7 1
	Cost to district and municipal funds ...	...	...	4 3 1	3 11 1	...	46 6 1	5 0 5
	Total cost ...	30 8 0	...	4 6 7	3 11 1	...	53 1 1	5 7 6
Aided institutions ...	Cost to Provincial revenues ...	17 11 6	...	2 7 10	0 3 7	19 10 4	2 11 7	0 8 2
	Cost to district and municipal funds...	...	...	1 11 5	0 10 5	...	5 14 1	0 12 5
	Total cost ...	17 11 6	...	4 3 3	0 14 0	19 10 4	8 9 8	1 4 7
Unaided institutions—Total cost ...		44 8 5	17 9 6	17 11 6	2 1 1	...	23 1 9	5 15 5
Cost to Provincial revenues ...		196 1 2	293 9 8	16 4 7	5 11 3	150 8 6	44 13 0	40 14 6
Cost to district and municipal funds ...		...	...	6 0 3	4 5 6	0 14 0	52 1 7	5 14 5
Total cost ...		196 1 2	293 9 8	22 4 10	10 0 9	151 6 6	96 14 7	46 12 11

\* The annual cost is calculated on the direct expenditure only. The average cost of educating each pupil is obtained by dividing the direct expenditure by the average number on the rolls monthly during the year.

Return of Colleges and Schools, and of Scholars attending them

CLASS OF INSTITUTIONS.	PUBLIC INSTITUTIONS.												
	UNDER PUBLIC MANAGEMENT.								UNDER PRIVATE				
	Managed by Government.				Managed by District or Municipal Boards.				Aided by Government or by District or Municipal Boards.				
	Number of institutions.	Number of scholars on the rolls on 31st March.	Average number on the rolls monthly during the year.	Average daily attendance.	Number of institutions.	Number of scholars on the rolls on 31st March.	Average number on the rolls monthly during the year.	Average daily attendance.	Number of institutions.	Number of scholars on the rolls on 31st March.	Average number on the rolls monthly during the year.	Average daily attendance.	
1	2	3	4	5	6	7	8	9	10	11	12	13	
<b>ARTS COLLEGES.</b>													
UNIVERSITY EDUCATION.	English ... ..	11	1,595	1,729	1,528	1	26	40	28	7*	1,427	1,432	1,148
	<b>COLLEGES OR DEPARTMENTS OF COLLEGES FOR PROFESSIONAL TRAINING.</b>												
	Law ... ..	7	187	181	121	1	10	8	7	...	...	...	...
	Medicine ... ..	1	375	442	426	...	...	...	...	...	...	...	...
	Engineering ... ..	1	334	309	288	...	...	...	...	...	...	...	...
Total, University Education ...	20	2,491	2,661	2,361	2	36	48	35	7	1,427	1,432	1,148	
<b>SECONDARY SCHOOLS.</b>													
SCHOOL EDUCATION—GENERAL.	<i>For Boys—</i>												
	High schools ... English ... ..	48	13,235	12,635	9,971	6	1,761	1,647	1,250	187	29,098	28,396	21,591
	Middle " ... { English ... ..	5	746	727	610	18	1,259	1,366	1,040	663	48,542	46,225	35,956
	Middle " ... { Vernacular ... ..	36	2,935	2,760	2,008	150	8,857	8,373	6,692	818	44,272	42,055	32,353
	<i>For Girls—</i>												
	High schools ... English ... ..	2	251	240	179	...	...	...	...	7	712	657	569
	Middle " ... { English ... ..	...	...	...	...	1	53	50	33	22	2,413	2,315	1,939
	Middle " ... { Vernacular ... ..	...	...	...	...	...	...	...	...	23	1,212	1,182	913
	Total, Secondary Schools ...	91	17,167	16,362	12,768	173	11,920	11,445	9,015	1,720	126,249	120,830	93,821
	<b>PRIMARY SCHOOLS.</b>												
SCHOOL EDUCATION—SPECIAL.	<i>For Boys—</i>												
	Upper primary ... ..	10	265	253	149	11	464	461	319	3,706	144,971	135,889	106,812
	Lower " ... ..	18	379	335	179	7	221	191	185	33,438	854,776	782,178	638,768
	<i>For Girls—</i>												
	Upper primary ... ..	...	...	...	...	2	86	75	43	178	7,335	6,932	5,236
	Lower " ... ..	...	...	...	...	...	...	...	...	2,612	49,268	45,823	34,477
	Total, Primary Schools ...	23	644	588	328	20	771	727	497	39,934	1,056,350	970,822	785,293
<b>SCHOOLS FOR SPECIAL INSTRUCTION.</b>													
Schools of Art ... ..	1	273	255	287	...	...	...	...	6	304	279	247	
Training schools for masters ... ..	13	506	517	428	...	...	...	...	...	...	...	...	
Guru-training classes attached to middle schools ... ..	83	408	397	262	...	...	...	...	3	25	28	17	
Training schools for mistresses ... ..	4	...	...	...	...	...	...	...	5	156	154	136	
Medical schools ... ..	4	762	811	742	...	...	...	...	...	...	...	...	
Survey schools ... ..	3	608	621	565	...	...	...	...	...	...	...	...	
Industrial schools ... ..	2	33	31	30	7	266	260	183	14	291	234	177	
Madrasahs ... ..	6	1,695	1,701	1,243	...	...	...	...	10	512	554	422	
Other schools ... ..	...	...	...	...	...	...	...	...	8	278	274	203	
Total, Special Schools ...	112	4,283	4,333	3,507	7	266	260	183	46	1,496	1,533	1,201	
<b>TOTAL OF COLLEGES AND SCHOOLS OF PUBLIC INSTRUCTION</b> ... ..	<b>246</b>	<b>24,585</b>	<b>23,944</b>	<b>18,964</b>	<b>202</b>	<b>12,993</b>	<b>12,480</b>	<b>9,730</b>	<b>41,707</b>	<b>1,185,522</b>	<b>1,094,607</b>	<b>881,463</b>	

PRIVATE INSTITUTIONS

1. ADVANCED, teaching—
  - (a) Arabic or Persian ... ..
  - (b) Sanskrit ... ..
2. ELEMENTARY, teaching a Vernacular only or mainly—
  - (a) With 10 pupils and upwards ... ..
  - (b) With less than 10 pupils ... ..
3. ELEMENTARY, teaching the Koran ... ..
4. OTHER SCHOOLS not conforming to Departmental Standards ... ..

\* La Martinière for girls aided.  
 (a) Average daily attendance of  
 (b) Two of these are colleges for  
 † 14 of these learn French, or

ERAL TABLE III.

in the Lower Provinces of Bengal for the official year 1895-96.

MANAGEMENT.				Grand total of public institutions.	Grand total of scholars on the 31st of March.	NUMBER OF SCHOLARS ON THE 31ST OF MARCH LEARNING—			CLASSIFICATION OF SCHOLARS ON THE 31ST OF MARCH ACCORDING TO RACE OR CREED.								Number of girls in boys' schools.	Number of boys in girls' schools.
Unaided.						English.	A classical language.	A vernacular language.	Europeans and Eurasians.	Native Christians (non-aboriginal).	Hindus.	Brahmos.	Mahammedans.	Aborigines.		Others.		
Number of institutions.	Number of scholars on the rolls on 31st March.	Average number on the rolls monthly during the year.	Average daily attendance.											Christians.	Non-Christians.			
14	15	16	17	18	19	20	21	22	23	24	25	26	27	28a	28b	28c	29	30
*18	3,145	3,371	(a)2,291	(b)87	6,193	6,132	5,148	26†	61	39	5,610	63	384	11	7	12	...	...
7	917	885	(a)509	16	1,114	1,114	...	...	1	6	1,047	5	53	...	...	2	...	...
...	...	...	...	1	375	375	...	...	48	2	318	...	5	...	...	1	...	8
...	...	...	...	1	334	334	...	...	42	4	275	...	13	...	...	...	...	...
25	4,062	4,250	(a)2,800	54	8,016	7,955	5,148	26†	152	51	7,256	69	455	11	7	15	8	...
150	26,368	25,097	27,079	391	80,452	78,486	42,242	40,448	1,488	555	68,201	227	9,368	348	106	150	5	...
225	15,389	14,599	11,342	909	65,927	46,113	42,242	63,309	1,668	473	58,649	41	9,453	293	185	168	453	...
143	8,533	8,019	6,237	1,147	64,597	9,349	268	64,569	...	44	52,132	59	11,644	41	315	362	404	...
2	197	193	173	11	1,100	1,047	297	474	615	175	172	186	1	2	...	9	...	82
3	216	236	195	25	2,629	2,629	415	33	2,561	32	17	3	1	4	...	21	...	437
2	115	97	83	26	1,380	431	...	1,380	3	644	674	16	30	113	...	...	...	105
525	60,809	58,241	45,109	2,509	216,145	188,049	44,195	170,198	6,335	1,913	174,744	532	30,497	801	606	717	862	624
225	7,623	6,932	5,191	3,952	153,323	1,719	1,056	152,975	253	304	113,911	14	35,505	358	2,416	502	3,423	...
13,696	231,980	206,266	171,562	47,064	1,087,356	532	56,941	1,083,772	2	2,575	733,766	63	827,201	4,127	27,987	1,655	32,620	...
10	222	196	142	190	7,643	836	51	6,907	671	351	6,092	53	59	466	21	20	...	469
536	7,887	7,297	5,925	3,148	57,155	200	1,898	56,954	28	2,425	45,885	44	7,242	532	892	107	...	1,520
14,367	247,712	220,741	182,620	54,314	1,305,477	3,331	59,946	1,300,608	954	5,715	889,554	164	370,067	5,483	31,316	2,294	36,049	1,989
1	11	11	7	2	284	...	...	...	7	3	253	6	15	...	...	...	...	...
...	...	...	...	19	810	160	399	809	...	76	472	3	22	155	81	1	52	...
4	55	60	46	90	488	13	11	477	...	2	331	1	65	45	43	1	1	...
...	...	...	...	5	158	85	12	144	...	118	81	...	...	7	...	...	...	...
7	717	661	368	11	1,479	209	771	5	29	1,209	11	134	...	...	...	8	...	1
1	4	7	4	4	610	192	...	418	1	...	521	1	83	...	...	4	...	...
6	292	279	210	29	812	100	...	532	1	78	455	2	218	35	22	1	...	...
14	904	882	657	30	3,111	807	2,929	1,185	...	...	21	...	3,090	...	...	...	...	...
4	144	132	108	12	422	44	202	287	43	9	304	...	66	...	...	...	...	...
37	2,127	2,032	1,400	202	8,172	1,506	3,553	4,623	67	315	3,690	24	3,693	242	146	15	108	1
14,954	314,710	285,270	231,829	57,109	1,537,810	150,931	112,842	1,475,455	7,499	7,904	1,075,234	789	404,652	6,537	32,075	3,031	37,027	2,614
...	...	...	...	1,425	16,087	132	15,589	667	...	...	2,767	...	18,320	...	...	...	501	...
...	...	...	...	1,839	18,605	...	18,590	91	...	...	18,602	...	3	...	...	...	1	...
...	...	...	...	604	9,460	22	1,125	9,434	...	2	5,923	...	3,415	9	120	...	203	...
...	...	...	...	15	218	...	35	218	...	...	110	...	108	...	...	...	...	...
...	...	...	...	3,918	23,101	26	446	23,048	...	24	18,380	...	3,478	21	218	...	203	...
...	...	...	...	50	191	4	15	191	...	...	197	6	39	9	...	...	...	...
...	...	...	...	5,587	68,546	16	67,730	876	...	3	68,544	...	628	...	...	...	5,195	...
...	...	...	...	297	2,597	155	617	2,302	...	3	1,148	...	107	...	...	...	18	...
...	...	...	...	9	378	10	...	393	...	16	253	2	107	...	...	...	...	...
	Total	...	...	13,744	139,192	385	104,147	37,194	...	45	48,302	8	89,642	39	338	818	8,921	28
	GRAND TOTAL	...	...	70,853	1,677,002	151,296	216,989	1,512,649	7,498	8,039	1,123,536	797	494,294	6,576	32,413	3,849	45,048	2,642

and Bishop's College unaided, not returned.  
 the Metropolitan Institution and of its Law class is not given.  
 females attended by 29 girls.  
 Bengali, 3 Urdu, and 3 German.

## Return of Expenditure on Public Instruction in the Lower

OBJECTS OF EXPENDITURE.	PUBLIC													
	UNDER PUBLIC MANAGEMENT.													
	Managed by Government.							Managed or District or Municipal Boards.						
	Provincial revenues.	District funds.	Municipal funds.	Fees, including fees from Mohsin Fund.	Subscriptions.	Endowments and other sources.	Total.	Provincial revenues.	District funds.	Municipal funds.	Fees, including fees from Mohsin Fund.	Subscriptions.	Endowments and other sources.	Total.
1	2	3	4	5	6	7	8	9	10	11	12	13	14	15
<b>UNIVERSITY EDUCATION.</b>	Rs.	Rs.	Rs.	Rs.	Rs.	Rs.	Rs.	Rs.	Rs.	Rs.	Rs.	Rs.	Rs.	Rs.
<i>Arts Colleges.</i>														
English' ... ..	2,55,647	...	...	1,51,463	...	12,771	4,19,881	1,220	...	...	2,176	...	1,849	5,245
<i>Colleges or Departments of Colleges for professional training.</i>	(a)													
Law ... ..	1,504	...	...	9,410	...	698	8,604	...	...	...	672	...	...	672
Medicine ... ..	1,93,805	...	...	28,048	...	...	2,21,853	...	...	...	...	...	...	...
Engineering ... ..	81,313	...	...	12,188	...	...	93,499	...	...	...	...	...	...	...
<b>Total University Education</b>	<b>5,89,261</b>	...	...	<b>2,01,107</b>	...	<b>13,469</b>	<b>7,43,837</b>	<b>1,220</b>	...	...	<b>2,848</b>	...	<b>1,849</b>	<b>5,917</b>
<b>SCHOOL EDUCATION, GENERAL.</b>														
<i>Secondary Schools.</i>														
<i>For Boys—</i>														
High schools... English ... ..	1,67,481	...	...	2,84,975	2,557	8,856	4,63,869	2,532	2,914	3,181	31,469	833	1,016	41,945
Middle " ... { English ... ..	21,037	...	300	23,818	...	84	44,239	...	4,887	...	7,656	2,156	314	15,013
Middle " ... { Vernacular ... ..	10,953	...	1,498	9,357	679	549	23,035	...	35,630	984	25,395	4,237	136	66,382
<i>For Girls—</i>														
High schools ... English ... ..	22,712	...	...	3,200	279	116	26,307	...	...	...	...	...	...	...
Middle " ... { English ... ..	...	...	...	...	...	...	...	...	...	...	...	...	...	...
Middle " ... { Vernacular ... ..	...	...	...	...	...	...	...	...	...	416	...	...	...	416
<b>Total Secondary Schools</b>	<b>2,22,182</b>	...	<b>1,798</b>	<b>3,20,350</b>	<b>3,515</b>	<b>9,605</b>	<b>5,57,450</b>	<b>2,532</b>	<b>43,431</b>	<b>4,581</b>	<b>64,520</b>	<b>7,226</b>	<b>1,466</b>	<b>1,23,756</b>
<i>Primary Schools (Vernacular).</i>														
<i>For Boys—</i>														
Upper primary ... ..	1,922	...	...	...	...	9	1,931	...	589	1,083	200	...	...	1,672
Lower " ... ..	1,299	...	...	...	...	...	1,299	...	228	385	270	...	...	863
<i>For Girls—</i>														
Upper primary ... ..	...	...	...	...	...	...	...	...	...	419	18	...	...	437
Lower " ... ..	...	...	...	...	...	...	...	...	...	...	...	...	...	...
<b>Total Primary Schools</b>	<b>3,231</b>	...	...	...	...	<b>9</b>	<b>3,230</b>	...	<b>817</b>	<b>1,667</b>	<b>438</b>	...	...	<b>3,172</b>
<b>SCHOOL EDUCATION, SPECIAL.</b>														
<i>Schools for Special Instruction.</i>														
Schools of Art ... ..	19,603	...	...	6,255	...	...	25,858	...	...	...	...	...	...	...
Training schools for masters ... ..	67,668	453	...	238	401	...	68,765	...	...	...	...	...	...	...
Guru-training classes ... ..	4,147	...	...	...	...	...	4,147	...	...	...	...	...	...	...
Training schools for mistresses ... ..	...	...	...	...	...	...	...	...	...	...	...	...	...	...
Medical schools ... ..	75,800	100	...	21,238	516	14,839	1,12,492	...	...	...	...	...	...	...
Survey schools ... ..	7,264	...	...	10,811	...	125	18,200	...	...	...	...	...	...	...
Industrial schools ... ..	1,368	...	...	...	...	1,572	2,940	1,787	12,010	...	1,098	3,814	3,905	22,614
Madrasahs ... ..	26,189	...	...	9,409	...	19,040	54,638	...	...	...	...	...	...	...
Other schools ... ..	...	...	...	...	...	...	...	...	...	...	...	...	...	...
<b>Total Special Schools</b>	<b>2,02,039</b>	<b>553</b>	...	<b>47,946</b>	<b>916</b>	<b>35,576</b>	<b>2,87,030</b>	<b>1,787</b>	<b>12,010</b>	...	<b>1,098</b>	<b>8,814</b>	<b>3,905</b>	<b>22,614</b>
Buildings ... ..	4,24,442	80	...	...	211	34,623	4,59,356	30	904	1,645	38	137	...	2,754
Furniture and apparatus (special grants only)	1,444	...	...	40	...	1,302	2,786	30	900	101	82	...	...	1,113
<b>Total</b>	<b>4,25,886</b>	<b>80</b>	...	<b>40</b>	<b>211</b>	<b>35,925</b>	<b>4,62,142</b>	<b>60</b>	<b>1,804</b>	<b>1,746</b>	<b>120</b>	<b>137</b>	...	<b>3,867</b>
University Direction ... ..	...	...	...	...	...	...	...	...	...	...	...	...	...	...
Inspection ... ..	...	...	...	...	...	...	...	...	...	...	...	...	...	...
Scholarships held in—														
Arts Colleges ... ..	...	...	...	...	...	...	...	...	...	...	...	...	...	...
Professional Colleges ... ..	...	...	...	...	...	...	...	...	...	...	...	...	...	...
Secondary schools ... ..	...	...	...	...	...	...	...	...	...	...	...	...	...	...
Primary ... ..	...	...	...	...	...	...	...	...	...	...	...	...	...	...
Special schools other than training schools ... ..	...	...	...	...	...	...	...	...	...	...	...	...	...	...
Miscellaneous—														
Hostel charges ... ..	...	...	...	...	...	...	...	...	...	...	...	...	...	...
Charges for abolished schools ... ..	...	...	...	...	...	...	...	...	...	...	...	...	...	...
Charges for conducting examinations ... ..	...	...	...	...	...	...	...	...	...	...	...	...	...	...
Prizes and rewards ... ..	...	...	...	...	...	...	...	...	...	...	...	...	...	...
Payments to private schools ... ..	...	...	...	...	...	...	...	...	...	...	...	...	...	...
Contingencies and miscellaneous ... ..	...	...	...	...	...	...	...	...	...	...	...	...	...	...
<b>Total</b>	...	...	...	...	...	...	...	...	...	...	...	...	...	...
<b>TOTAL EXPENDITURE ON PUBLIC INSTRUCTION IN 1895-96</b>	<b>13,82,689</b>	<b>633</b>	<b>1,798</b>	<b>5,69,443</b>	<b>4,642</b>	<b>94,584</b>	<b>20,53,689</b>	<b>5,599</b>	<b>58,062</b>	<b>8,194</b>	<b>69,074</b>	<b>11,177</b>	<b>7,220</b>	<b>1,59,326</b>

(a) Dacca saved Rs. 1,434 and Patna Rs. 70.

(b) Exclusive of Rs. 274 spent on abolished classes.

(c) Ditto ditto of Rs. 1,786 and Barua scholarship of Rs. 2,560.

(d) This includes Rs. 23,051 contributed by Native States in the Orissa Tributary Mahals, viz. 2,814, to High schools for boys; Rs. 5,032 to Middle English for boys; Rs. 280 to Industrial schools; Rs. 380 for buildings; Rs. 283 for furniture; Rs. 3,519 for inspection; Rs. 1,027 for scholarships held in middle schools; and miscellaneous.

GENERAL TABLE IV.

Provinces of Bengal for the official year 1895-96.

INSTITUTIONS.																	REMARKS.
UNDER PRIVATE MANAGEMENT.											TOTAL EXPENDITURE FROM--						
Aided by Government or by District or Municipal Boards.							Unaided.				Provincial revenues.	District funds.	Municipal funds.	Fees, including fees from Mohsin Fund.	All other sources.	GRAND TOTAL.	
Provincial revenues.	District funds.	Municipal funds.	Fees, including fees from Mohsin Fund.	Subscriptions.	Endowments and other sources.	Total.	Fees, including fees from Mohsin Fund.	Subscriptions.	Endowments and other sources.	Total.							
16	17	18	19	20	21	22	23	24	25	26	27	28	29	30	31	32	33
R	Rs.	Rs.	Rs.	Rs.	Rs.	Rs.	Rs.	Rs.	Rs.	Rs.	Rs.	Rs.	Rs.	Rs.	Rs.	Rs.	Rs.
25,373	...	...	60,824	2,819	74,584	1,63,600	1,03,208	...	41,892	1,50,100	2,82,240	...	...	3,22,671	1,33,915	7,38,826	
...	...	...	...	...	...	...	16,028	...	543	15,571	(a) -1,504	...	...	25,110	1,241	24,847	
...	...	...	...	...	...	...	...	...	...	...	1,93,803	...	...	28,043	...	2,21,853	
...	...	...	...	...	...	...	...	...	...	...	81,313	...	...	12,186	...	93,499	
25,373	...	...	60,824	2,819	74,584	1,63,600	1,28,236	...	42,435	1,65,671	5,55,854	...	...	3,88,015	1,35,156	10,79,025	
1,08,273	2,445	8,239	4,38,117	92,105	40,184	6,89,343	5,91,426	70,234	1,27,716	7,89,376	2,78,286	5,359	11,420	13,45,997	3,43,481	19,84,533	
67,189	1,18,999	5,718	2,66,165	1,71,400	72,590	7,02,051	51,188	54,807	12,272	1,18,067	88,226	1,23,886	6,018	3,47,817	3,13,423	8,79,370	
45,441	65,276	5,732	1,34,170	68,989	5,745	3,25,403	19,543	18,753	5,461	43,757	56,443	1,00,906	8,214	1,88,465	1,04,549	4,58,577	
18,186	...	...	81,417	4,745	15,193	1,29,545	46,309	...	10	46,319	40,597	...	...	1,40,926	20,848	2,02,171	
51,721	...	...	1,00,918	31,223	43,493	2,27,358	11,831	14,310	5,234	31,425	51,721	...	...	1,12,799	94,263	2,58,783	
9,672	...	861	3,964	24,577	15,824	54,898	...	2,400	600	3,000	9,672	...	1,277	3,964	43,401	58,314	
3,00,531	1,86,720	20,550	10,34,741	3,93,042	1,93,014	21,28,598	7,20,347	1,60,304	1,51,293	10,31,944	5,25,245	2,30,161	26,929	21,39,958	9,19,465	38,41,748	
43,310	1,45,102	15,413	2,28,415	53,651	16,279	4,99,170	10,590	12,088	3,569	20,247	45,232	1,45,691	16,496	2,36,205	85,596	5,29,320	
1,14,145	3,86,468	35,758	11,88,431	1,36,303	1,42,067	20,02,172	3,20,101	50,157	46,039	4,14,297	1,15,444	3,86,696	36,123	15,08,803	3,71,566	24,18,631	
27,225	2,806	3,772	11,162	35,370	8,672	68,997	165	1,609	899	2,166	27,225	2,806	4,191	11,335	46,043	91,600	
34,783	38,798	6,367	12,556	71,571	27,859	1,91,915	1,938	3,807	3,432	14,177	34,783	38,798	6,367	14,404	1,11,660	2,06,093	
2,19,463	5,73,174	61,300	14,37,554	2,95,895	1,94,868	27,82,254	3,32,794	72,661	61,432	4,56,887	2,22,684	5,73,991	63,167	17,70,836	6,14,865	32,45,543	
...	...	...	...	...	...	...	13	...	187	200	19,603	...	...	6,289	187	26,058	
4,954	...	...	360	14,245	...	19,559	...	...	...	...	72,622	453	...	593	14,646	88,314	
24	...	...	...	...	...	24	...	...	...	...	4,171*	...	...	...	4,171*	4,171*	
3,552	...	...	982	12,186	...	16,700	...	...	...	...	3,552	...	...	...	12,186	16,700	
...	...	...	...	...	...	...	19,906	275	635	20,816	75,800	100	...	41,144	16,264	133,308	
2,031	2,847	627	16	539	5,789	11,849	140	737	8,714	9,581	7,264	...	...	10,811	405	18,480	
319	730	323	912	2,681	670	5,635	3,544	5,673	6,117	15,334	26,508	730	323	13,565	34,181	75,607	
697	236	1,650	836	4,147	2,965	10,431	25	724	...	749	697	236	1,650	861	7,836	11,180	
11,477	3,813	2,600	3,085	33,798	9,424	64,198	23,628	7,679	15,653	40,980	2,15,303	16,376	2,600	75,758	1,10,765	4,20,802	
31,002	1,484	2,314	15,225	38,597	64,967	1,58,589	16,580	1,547	7,677	25,804	4,55,474	2,463	3,959	31,843	1,47,759	6,41,503	
6,195	3,182	275	13,274	2,112	2,511	32,549	4,371	3,022	492	7,885	7,669	4,082	376	22,767	9,439	44,333	
37,197	4,666	2,589	33,499	40,709	67,478	1,86,138	20,951	4,509	8,169	33,689	4,63,143	6,550	4,335	54,610	1,57,198	6,85,836	
...	...	...	...	...	...	...	...	...	...	...	70,619	...	...	1,53,900	...	1,53,900	
...	...	...	...	...	...	...	...	...	...	...	3,42,980	2,61,048	2,636	...	3,786	70,619	
...	...	...	...	...	...	...	...	...	...	...	(b) 78,826	...	...	...	10,901	6,10,460	
...	...	...	...	...	...	...	...	...	...	...	(c) 13,652	...	...	...	4,133	89,727	
...	...	...	...	...	...	...	...	...	...	...	66,675	11,127	14	...	2,198	80,014	
...	...	...	...	...	...	...	...	...	...	...	5,759	11,080	89	...	532	17,470	
...	...	...	...	...	...	...	...	...	...	...	2,093	4,552	777	...	3,845	10,267	
...	...	...	...	...	...	...	...	...	...	...	13,402	459	...	76,559	1,07,754	1,98,174	
...	...	...	...	...	...	...	...	...	...	...	5,412	10,694	1,251	...	496	17,853	
...	...	...	...	...	...	...	...	...	...	...	3,098	14,480	17	13,355	1,651	32,601	
...	...	...	...	...	...	...	...	...	...	...	14,013	21,884	2,020	...	205	38,122	
...	...	...	...	...	...	...	...	...	...	...	10,273	3,250	1,381	...	3,790	27,694	
...	...	...	...	...	...	...	...	...	...	...	17,531	24,123	1,066	...	907	43,937	
...	...	...	...	...	...	...	...	...	...	...	6,53,343	3,62,697	9,261	2,43,314	1,39,198	14,08,313	
5,94,041	7,03,373	87,030	25,69,704	7,66,263	5,39,368	53,24,788	12,20,956	2,45,913	2,68,982	17,35,151	28,35,572	11,80,785	1,06,292	46,72,991	20,76,847 (d)	1,06,81,267	

For contributions from Native States vide footnote (c).

Rs. 4,092 to Middle Vernacular for boys; Rs. 4,098 to Upper Primary for boys; Rs. 4,687 to Lower Primary for boys; Rs. 506 to Upper Primary for girls; Rs. 553 to Lower Primary for girls; Rs. 309 for scholarships held in primary schools; Rs. 126 for hostel charges; Rs. 77 for examination charges; Rs. 173 for prizes and rewards; and Rs. 133 for contingencies.

EDUCATION—GENERAL TABLE V.

Return of the Stages of Instruction of Pupils in Public Schools for Secondary and Primary Education in the Lower Provinces of Bengal at the end of the official year 1895-96.

CLASS OF SCHOOLS.	Number of schools.	Number of pupils on the rolls on 31st March.	HIGH STAGE.			MIDDLE STAGE.			UPPER PRIMARY STAGE.			LOWER PRIMARY STAGE.					TOTAL.							
			Comprising all pupils who have passed beyond the lower secondary (middle) stage, but have not passed the Matriculation Examination.			Comprising all pupils who have passed beyond the upper primary stage, but have not passed beyond the lower secondary (middle) stage.			Comprising all pupils who have passed beyond the lower primary stage, but have not passed beyond the upper primary stage.			Comprising all pupils who have not passed beyond the lower primary stage—												
												Reading printed books.		Not reading printed books.										
			1	2	3	4	5	6	7	8	9	10	11	12	13	14	15	16	17	18	19	20	21	
<b>SECONDARY SCHOOLS.</b>																								
<i>Boys' Schools.</i>																								
High English	{ Government	48	13,235	5,354	...	5,354	3,579	...	3,579	2,728	...	2,728	1,521	...	1,521	53	...	53	13,235	...	13,235			
	{ District Fund	3	980	437	...	437	247	...	247	183	...	183	113	...	113	...	...	...	980	...	980			
	{ Municipal	3	771	324	...	324	230	...	230	110	...	110	107	...	107	...	...	...	771	...	771			
	{ Aided	187	29,098	8,729	...	8,729	8,515	...	8,515	6,872	...	6,872	4,829	...	4,829	1	...	152	...	29,097	...	29,098		
	{ Unaided	160	36,368	12,849	...	12,849	9,931	...	9,931	7,818	...	7,818	5,643	...	5,647	4	...	123	...	36,364	...	36,368		
Middle English	{ Government	5	746	...	...	239	...	239	205	...	205	203	...	203	9	...	9	...	746	...	746			
	{ District Fund	14	789	...	...	140	...	140	188	...	188	332	...	334	124	...	3	...	789	...	789			
	{ Municipal	2	470	...	...	87	...	87	126	...	126	235	...	235	22	...	...	...	470	...	470			
	{ Aided	603	48,642	1	...	1	8,456	...	8,456	13,688	...	13,688	23,897	...	24,057	2,123	...	98	...	48,642	...	48,642		
	{ Unaided	225	15,380	18	...	18	2,397	...	2,398	3,999	...	3,999	4,002	...	8,090	52	...	16	...	15,380	...	15,380		
Middle Vernacular	{ Government	36	2,935	...	...	507	...	507	655	...	655	1,387	...	1,387	335	...	...	...	2,934	...	2,935			
	{ District Fund	146	8,482	...	...	1,319	...	1,320	2,137	...	2,137	4,078	...	4,001	931	...	3	...	8,482	...	8,482			
	{ Municipal	4	375	...	...	105	...	105	142	...	142	127	...	128	374	...	...	...	374	...	375			
	{ Aided	818	44,272	18	...	18	6,750	...	6,752	10,611	...	10,623	...	22,652	242	...	101	...	43,215	...	44,272			
	{ Unaided	143	8,533	...	...	1,266	...	1,267	1,998	...	1,998	4,430	...	4,452	811	...	5	...	8,505	...	8,533			
Total	2,447	210,976	27,790	...	27,790	43,768	...	43,827	51,550	...	51,631	77,644	...	78,141	9,422	...	225	...	210,114	...	210,976			
<i>Girls' Schools.</i>																								
High English	{ Government	2	251	...	39	39	...	23	22	...	32	32	...	158	158	...	...	...	...	251	251			
	{ District Fund	...	...	...	...	...	...	...	...	...	...	...	...	...	...	...	...	...	...	...	...			
	{ Municipal	...	...	...	...	...	...	...	...	...	...	...	...	...	...	...	...	...	...	...	...			
	{ Unaided	7	712	...	98	98	...	215	215	...	8	163	161	...	18	124	142	...	29	67	...	55	657	719
Middle English	{ Government	...	...	...	...	...	...	...	...	...	...	...	...	...	...	...	...	...	...	...	...			
	{ District Fund	...	...	...	...	...	...	...	...	...	...	...	...	...	...	...	...	...	...	...	...			
	{ Municipal	...	...	...	...	...	...	...	...	...	...	...	...	...	...	...	...	...	...	...	...			
	{ Unaided	22	2,413	...	...	21	466	487	...	48	517	565	...	100	513	613	...	212	636	748	...	381	2,033	2,413
Middle Vernacular	{ Government	...	...	...	...	...	...	...	...	...	...	...	...	...	...	...	...	...	...	...	...			
	{ District Fund	...	...	...	...	...	...	...	...	...	...	...	...	...	...	...	...	...	...	...	...			
	{ Municipal	1	53	...	...	...	...	...	...	...	...	...	...	...	...	...	...	...	...	...	...			
	{ Unaided	23	1,212	...	14	14	...	8	70	78	...	7	214	221	...	71	604	785	...	19	115	134	...	1,107
Total	52	5,169	...	171	171	29	866	895	...	82	1,030	1,112	...	223	1,642	1,865	...	336	1,126	...	624	4,545	5,169	
<b>TOTAL SECONDARY SCHOOLS</b>	2,509	216,145	27,780	171	27,901	43,707	925	44,722	51,632	1,111	52,743	77,867	2,139	80,006	9,712	1,061	10,773	210,738	5,407	216,145				



PRIMARY SCHOOLS.																						
For Boys.																						
Upper Primary	Government	10	265	...	...	...	...	...	49	1	50	110	1	111	103	1	104	262	3	265		
	District Fund	6	140	...	...	...	...	...	20	...	27	69	...	71	40	...	40	138	2	140		
	Municipal	5	324	...	...	...	...	...	21	...	27	149	...	45	80	...	103	250	74	324		
	Aided	3,706	144,971	...	...	...	...	...	21	...	27	149	...	45	80	...	103	250	74	324		
Unaided	225	7,623	...	...	...	...	...	24	...	24	10,806	...	82	19,888	...	98,307	1,951	98,253	25,401	1,065	26,486	
Lower Primary	Government	13	379	...	...	...	...	...	...	...	...	141	...	141	236	2	238	377	2	379		
	District Fund	2	37	...	...	...	...	...	...	...	...	32	...	33	4	...	4	36	1	37		
	Municipal	5	184	...	...	...	...	...	...	...	...	13	...	13	166	...	21	26	166	18	184	
	Aided	33,438	854,776	...	...	...	...	...	7	...	7	2,871	...	33	2,904	...	604,678	15,527	620,165	221,471	10,239	231,760
Unaided	13,596	231,980	...	...	...	...	...	...	...	...	163	...	...	163	...	135,622	2,720	138,351	89,439	4,027	93,466	
Total	51,006	1,240,679	...	...	...	...	...	368	2	370	23,927	131	24,058	841,775	20,377	862,152	336,660	16,539	354,099	1,204,630	36,049	1,240,679
For Girls.																						
Upper Primary	Government	...	...	...	...	...	...	...	...	...	...	...	...	...	...	...	...	...	...	...	...	
	District Fund	...	...	...	...	...	...	...	...	...	...	...	...	...	...	...	...	...	...	...	...	
	Municipal	2	86	...	...	...	...	...	...	...	...	...	...	...	...	...	...	...	...	...	...	
	Aided	178	7,335	...	...	...	...	...	...	...	...	...	...	...	...	...	...	...	...	...	...	
Unaided	10	222	...	...	...	...	...	...	...	...	...	...	...	...	...	...	...	...	...	...	...	
Lower Primary	Government	...	...	...	...	...	...	...	...	...	...	...	...	...	...	...	...	...	...	...	...	
	District Fund	...	...	...	...	...	...	...	...	...	...	...	...	...	...	...	...	...	...	...	...	
	Municipal	...	...	...	...	...	...	...	...	...	...	...	...	...	...	...	...	...	...	...	...	
	Aided	2,612	49,268	...	...	...	...	...	...	...	...	...	...	...	...	...	...	...	...	...	...	
Unaided	536	7,887	...	...	...	...	...	...	...	...	...	...	...	...	...	...	...	...	...	...	...	
Total	3,338	64,798	...	...	...	...	...	24	24	51	913	964	1,145	37,290	38,435	793	24,532	25,375	1,989	62,809	64,798	
TOTAL PRIMARY SCHOOLS	54,344	1,305,477	...	...	...	...	...	394	26	394	23,978	1,044	25,022	842,920	57,667	900,587	339,353	40,121	379,474	1,206,619	98,858	1,305,477
TOTAL FOR SECONDARY AND PRIMARY SCHOOLS.	56,853	1,521,622	27,730	171	27,901	44,165	951	45,116	75,610	2,155	77,765	920,787	59,806	980,593	349,065	41,182	390,247	1,417,357	104,265	1,521,622		

GENERAL STATISTICS.

EDUCATION—GENERAL TABLE VI.

Return showing the Results of Prescribed Examinations in the Lower Provinces of Bengal for the official year 1895-96.

NATURE OF EXAMINATION.	NUMBER OF INSTITUTIONS SENDING EXAMINEES.				NUMBER OF EXAMINEES.					NUMBER PASSED.				RACE OR CREED OF PASSED SCHOLARS.										
	Institutions under public management.*	Aided institutions.	Other institutions.	Total.	Institutions under public management.*	Aided institutions.	Other institutions.	Private students.	Total.	Institutions under public management.*	Aided institutions.	Other institutions.	Private students.	Total.	Europeans and Eurasians.	Native Christians.	Hindus.	Brahmins.	Muhammadans.	Aboriginal races.		Others.		
																				Christians.	Non-Christians.			
1	2	3	4	5	6	7	8	9	10	11	12	13	14	15	16	17	18	19	20	21	22	23	24	
<b>ARTS COLLEGES—</b>																								
1. Master of Arts ... ..	6	3	1	10	74	34	3	63	177	44	19	3	24	83	...	...	79	...	4	...	...	...	...	
2. Bachelor of Arts ... ..	8	6	9	23	316	312	539	110	1,277	108	83	93	10	294	3	3	266	5	18	...	...	...	...	
3. First Examination in Arts ... ..	12	8	19	39	579	425	1,519	79	2,602	267	187	542	19	1,015	25	13	909	14	51	2	...	...	1	
<b>COLLEGES FOR PROFESSIONAL TRAINING—</b>																								
<i>Law—</i>																								
1. Honours in Law ... ..	...	...	...	...	...	...	...	2	2	...	...	...	...	...	...	...	...	...	...	...	...	...	...	
2. Bachelor of Law ... ..	7	...	7	14	51	...	...	237	348	19	...	121	...	140	...	...	334	3	3	...	...	...	...	
<i>Medicine—</i>																								
1. Preliminary Scientific L.M.S. ... ..	1	...	...	1	108	...	...	...	108	80	...	...	...	80	2	1	75	...	1	...	...	...	(c)1	
2. First L.M.S. ... ..	1	...	...	1	117	...	...	...	117	59	...	...	...	59	...	...	59	...	...	...	...	...	...	
3. Combined Preliminary Scientific and First L.M.S. ... ..	1	...	...	1	27	...	...	...	27	23	...	...	...	23	...	...	21	...	2	...	...	...	...	
4. Second L.M.S. ... ..	1	...	...	1	(a)35	...	...	...	(a)55	(b)28	...	...	...	(b)28	...	...	28	...	...	...	...	...	...	
5. Preliminary Scientific M.B. ... ..	1	...	...	1	116	...	...	...	116	59	...	...	...	59	3	1	52	...	2	...	...	...	(c)1	
6. First M.B. ... ..	1	...	...	1	14	...	...	...	14	4	...	...	...	4	...	...	4	...	...	...	...	...	...	
7. Combined Preliminary Scientific and First M.B. ... ..	1	...	...	1	16	...	...	...	16	8	...	...	...	8	...	...	8	...	...	...	...	...	...	
8. Second M.B. ... ..	1	...	...	1	9	...	...	...	9	3	...	...	...	3	...	...	3	...	...	...	...	...	...	
9. Doctor in Medicine(d) ... ..	1	...	...	1	2	...	...	...	2	1	...	...	...	1	...	...	1	...	...	...	...	...	...	
<i>Engineering—</i>																								
1. B.E. ... ..	1	...	...	1	12	...	...	...	12	3	...	...	...	3	...	...	3	...	...	...	...	...	...	
2. First Examination in Engineering ... ..	1	...	...	1	32	...	...	...	32	11	...	...	...	11	...	...	11	...	...	...	...	...	...	
3. L.E. ... ..	1	...	...	1	12	...	...	...	12	3	...	...	...	3	...	...	3	...	...	...	...	...	...	
<b>SCHOOLS FOR GENERAL EDUCATION—</b>																								
1. Matriculation ... ..	56	180	127	363	965	1,246	2,018	19	4,248	670	679	631	4	2,284	41	9	2,077	11	141	2	...	...	...	5
2. High School Examination for Europeans ... ..	2	6	1	7	9	26	2	...	33	4	18	2	...	24	13	8	...	1	2	...	...	...	...	
3. Middle English Examination ... ..	43	603	148	804	160	2,514	617	92	3,379	78	1,529	305	38	1,948	84	12	1,611	2	216	8	9	14	14	
4. Middle Vernacular Examination ... ..	167	688	102	947	627	2,192	365	635	3,809	352	1,195	159	145	1,851	...	...	1,582	...	237	...	...	...	7	
5. Upper Primary Examination ... ..	129	3,100	206	3,426	424	8,011	609	163	9,197	284	4,890	359	91	5,624	181	8	4,323	1	1,034	14	27	37	37	
6. Lower Primary Examination ... ..	67	15,459	242	15,708	224	52,845	810	483	54,422	194	29,665	491	376	30,226	...	...	24,449	9	5,688	74	325	67	67	
<b>SCHOOLS FOR SPECIAL INSTRUCTION—</b>																								
1. Training School Examination for Masters ... ..	8	1	...	9	404	3	...	84	491	247	1	...	8	258	...	1	241	2	11	...	...	...	1	
2. Survey School Examination ... ..	3	...	...	3	233	...	...	...	233	154	...	...	...	154	...	...	127	...	27	...	...	...	...	
3. Vernacular Medical Examination ... ..	4	...	...	4	225	...	...	...	225	179	...	...	...	179	1	...	149	2	21	...	...	...	1	

\* Including Municipal.  
 (a) Including 18 re-examined in November 1895.  
 (b) Including 14 passed after re-examination.  
 (c) A Burmese.  
 (d) Held in July 1895.

**EDUCATION—GENERAL TABLE VII.**

Return showing the Distribution of District Board and Municipal Expenditure on

OBJECTS OF EXPENDITURE.	EXPENDITURE BY DISTRICT BOARDS ON PUBLIC INSTRUCTION.														
	IN INSTITUTIONS MANAGED BY DISTRICT BOARDS.											IN INSTITUTIONS MANAGED BY—			Total District Fund expenditure on Public Instruction.
	Number of institutions.	Number of scholars on the rolls on the 31st of March.	Average number on the rolls monthly during the year.	Average daily attendance.	Provincial revenues.	District funds.	Municipal funds.	Fees.	Subscriptions.	Endowments and other sources.	Total.	The Government.	Municipal Boards.	Private persons or Associations.	
1	2	3	4	5	6	7	8	9	10	11	12	13	14	15	16
<b>UNIVERSITY EDUCATION.</b>															
<i>Arts Colleges. *</i>															
English ... ..	...	...	...	...	Rs.	Rs.	Rs.	Rs.	Rs.	Rs.	Rs.	Rs.	Rs.	Rs.	Rs.
<b>SCHOOL EDUCATION, GENERAL.</b>															
<i>Secondary Schools.</i>															
<i>For Boys—</i>															
High schools ... .. English ...	3	980	909	696	1,112	2,914	2,059	18,198	680	749	25,692	...	...	2,445	5,359
Middle „ ... .. { English ...	14	789	905	681	...	4,887	...	4,486	2,156	314	11,843	...	...	1,18,999	1,23,886
„ ... .. Vernacular...	146	8,482	7,994	6,429	...	35,630	...	23,492	4,221	55	63,598	...	...	65,276	1,00,906
<i>For Girls—</i>															
Middle schools ... .. Vernacular...	...	...	...	...	...	...	...	...	...	...	...	...	...	...	...
Total Secondary Schools ...	163	10,251	9,808	7,806	1,112	43,431	2,059	46,176	7,037	1,118	1,00,933	...	...	1,86,720	2,30,151
<i>Primary Schools.</i>															
<i>For Boys—</i>															
Upper primary ... ..	6	140	121	84	...	589	...	72	...	...	661	...	...	1,45,102	1,45,691
Lower „ ... ..	2	37	39	30	...	228	...	11	...	...	239	...	...	3,86,468	3,86,696
<i>For Girls—</i>															
Upper primary ... ..	...	...	...	...	...	...	...	...	...	...	...	...	...	2,806	2,806
Lower „ ... ..	...	...	...	...	...	...	...	...	...	...	...	...	...	35,793	35,798
Total Primary Schools ...	8	177	160	114	...	817	...	83	...	...	900	...	...	5,73,174	5,73,991
<b>SCHOOL EDUCATION, SPECIAL.</b>															
<i>Schools for Special Instruction.</i>															
Training schools ... ..	...	...	...	...	...	...	...	...	...	...	...	453	...	...	453
Medical schools ... ..	...	...	...	...	...	...	...	...	...	...	...	100	...	...	100
Industrial schools ... ..	7	266	260	183	1,787	12,010	...	1,098	3,814	3,905	22,614	...	...	2,847	14,857
Madrasahs ... ..	...	...	...	...	...	...	...	...	...	...	...	...	...	730	730
Other schools ... ..	...	...	...	...	...	...	...	...	...	...	...	...	...	236	236
Total ...	7	266	260	183	1,787	12,010	...	1,098	3,814	3,905	22,614	553	...	3,813	16,376
Buildings ... ..	...	...	...	...	...	904	...	...	137	...	1,041	80	...	1,484	2,468
Furniture and apparatus (special grants only) ...	...	...	...	...	...	900	...	...	...	...	900	...	...	3,182	4,082
Total ...	...	...	...	...	...	1,804	...	...	137	...	1,941	80	...	4,666	6,550
Inspection ... ..	...	...	...	...	...	...	...	...	...	...	...	...	...	...	2,61,048
Scholarships held in—															
Secondary schools ... ..	...	...	...	...	...	...	...	...	...	...	...	...	...	...	11,127
Primary ... ..	...	...	...	...	...	...	...	...	...	...	...	...	...	...	11,080
Special schools other than training schools ...	...	...	...	...	...	...	...	...	...	...	...	...	...	...	4,552
Miscellaneous ... ..	...	...	...	...	...	...	...	...	...	...	...	...	...	...	74,890
<b>GRAND TOTAL FOR 1895-96</b> ...	<b>178</b>	<b>10,694</b>	<b>10,228</b>	<b>8,109</b>	<b>2,899</b>	<b>58,062</b>	<b>2,059</b>	<b>47,567</b>	<b>10,938</b>	<b>5,023</b>	<b>1,26,338</b>	<b>633</b>	...	<b>7,68,373</b>	<b>11,89,765</b>

\* This does not include the law class

GENERAL TABLE VII.

Public Instruction in the Lower Provinces of Bengal for the official year 1895-96.

EXPENDITURE BY MUNICIPAL BOARDS ON PUBLIC INSTRUCTION.																
IN INSTITUTIONS MANAGED BY MUNICIPAL BOARDS.											IN INSTITUTIONS MANAGED BY—			Total Municipal expenditure on public instruction.	Total expenditure of District and Municipal Boards on public instruction.	REMARKS.
Number of institutions.	Number of scholars on the rolls on the 31st of March.	Average number on the rolls monthly during the year.	Average daily attendance.	Provincial revenues.	Municipal funds.	District funds.	Fees.	Subscriptions.	Endowments and other sources.	Total.	The Government.	District Boards.	Private persons or Associations.			
17	18	19	20	21	22	23	24	25	26	27	28	29	30	31	32	33
				Rs.	Rs.	Rs.	Rs.	Rs.	Rs.	Rs.	Rs.	Rs.	Rs.	Rs.	Rs.	
1	26	40	28	1,220	...	...	2,176	...	1,349	5,245	...	...	...	...	...	
3	771	738	554	1,420	1,132	...	13,271	173	267	16,263	...	2,059	8,239	11,420	16,773	
2	470	461	359	...	...	...	3,170	...	...	3,170	300	...	5,718	6,018	1,29,904	
4	375	379	263	...	984	...	1,903	16	81	2,984	1,498	...	5,732	8,214	1,09,120	
1	53	59	33	...	416	...	...	...	...	416	...	...	861	1,277	1,377	
10	1,689	1,637	1,209	1,420	2,522	...	18,344	189	348	23,823	1,798	2,059	20,550	24,929	2,57,080	
5	324	340	235	...	1,083	...	128	...	...	1,211	...	...	15,413	16,496	1,62,187	
5	184	162	105	...	365	...	259	...	...	624	...	...	35,758	36,123	4,22,819	
2	86	75	43	...	419	...	18	...	...	437	...	...	3,772	4,191	6,997	
...	...	...	...	...	...	...	...	...	...	...	...	...	6,357	6,357	45,155	
12	594	567	383	...	1,867	...	405	...	...	2,372	...	...	61,300	63,167	6,37,158	
...	...	...	...	...	...	...	...	...	...	...	...	...	...	...	453	
...	...	...	...	...	...	...	...	...	...	...	...	...	...	...	100	
...	...	...	...	...	...	...	...	...	...	...	...	...	627	627	15,434	
...	...	...	...	...	...	...	...	...	...	...	...	...	323	323	1,063	
...	...	...	...	...	...	...	...	...	...	...	...	...	1,650	1,650	1,838	
...	...	...	...	...	...	...	...	...	...	...	...	...	2,600	2,600	18,976	
...	...	...	...	30	1,645	...	38	...	...	1,713	...	...	2,314	3,959	6,427	
...	...	...	...	30	101	...	82	...	...	213	...	...	275	376	4,458	
...	...	...	...	60	1,746	...	120	...	...	1,926	...	...	2,589	4,335	10,835	
...	...	...	...	...	...	...	...	...	...	...	...	...	...	2,636	2,63,684	
...	...	...	...	...	...	...	...	...	...	...	...	...	...	14	11,141	
...	...	...	...	...	...	...	...	...	...	...	...	...	99	99	11,179	
...	...	...	...	...	...	...	...	...	...	...	...	...	...	777	5,329	
...	...	...	...	...	...	...	...	...	...	...	...	...	...	5,735	80,625	
23	2,289	2,244	1,620	2,700	6,135	..	21,045	189	2,197	32,286	1,798	2,059	87,039	1,06,292	12,98,057	

attached to the Midnapore College.

## EDUCATION, GENERAL TABLE VIII.

*Return showing the Attendance and Expenditure in Hostels or Boarding-houses for boys and girls in the Lower-Provinces for the official year 1895-96.*

CLASS OF HOSTELS OR BOARDING-HOUSES.	NUMBER OF		NUMBER OF BOARDERS WHO ARE STUDENTS OF				EXPENDITURE FROM—					REMARKS.	
	Hostels or Boarding-houses.	Boarders.	Arts Colleges.	Secondary schools.	Primary schools.	Special schools.	Provincial revenues.	Local or Municipal funds.	Subscriptions and endowments.	Fees.	Total expenditure.		
1	2	3	4	5	6	7	8	9	10	11	12	13	
<b>1. Managed by Government—</b>							Rs.	Rs.	Rs.	Rs.	Rs.		
For males ... ..	25	815	214	471	...	130	11,593	...	5,357	33,838	51,298	No separate expenditure returns for European Hostels or Boarding houses are furnished. They are included in the expenditure shown under different classes of schools to which they are attached.	
For females ... ..	1	40	7	33	...	...	927	...	...	3,996	4,923		
<b>2. Managed by District or Municipal Boards—</b>													
For males ... ..	...	...	...	...	...	...	...	...	...	...	...		
For females ... ..	...	...	...	...	...	...	...	...	...	...	...		
<b>3. Aided by Government or by District or Municipal Boards—</b>													
For males ... ..	26	1,490	1	1,331	...	158	872	459	4,119	3,23	8,699		
For females ... ..	23	1,177	...	1,088	25	64	...	...	...	648	648		
<b>4. Unaided—</b>													
For males ... ..	108	3,082	43	2,032	585	352	10	...	42,099	26,282	68,391		
For females ... ..	27	1,300	8	572	622	100	...	...	55,679	8,556	64,235		

GENERAL STATISTICS.

XV

EDUCATION—SUBSIDIARY TABLE I.

Return of Schools aided from the Grant-in-aid Allotment, the Circle Grant, or the Government Estates Grant, in the Lower Provinces of Bengal during the year 1895-96.

CLASS OF SCHOOLS.	Number of schools.	Number of scholars.	RECEIVED FROM—							Total.	REMARKS.
			Provincial revenues (a).	District funds.	Municipal funds.	Fees.	Subscriptions.	Endowments and other sources.			
1	2	3	4	5	6	7	8	9	10	11	
<b>A.—GRANT-IN-AID SCHOOLS (DEPARTMENTAL).</b>			Rs.	Rs.	Rs.	Rs.	Rs.	Rs.	Rs.*		
For boys	High English ... ..	176	27,343	1,16,742	541	7,026	4,32,418	1,05,201	74,099	7,36,027	
	Middle " ... ..	128	11,474	89,311	40	4,278	1,04,435	51,164	69,838	3,19,066	
	" vernacular ... ..	81	7,137	15,637	...	4,693	30,991	13,021	1,339	65,631	
	Upper primary ... ..	22	940	7,740	...	109	4,338	6,192	1,847	20,026	
	Lower " ... ..	123	3,671	5,867	...	83	1,733	10,297	280	18,210	
For girls	High English ... ..	7	712	20,785	...	...	95,024	4,745	18,798	1,39,352	
	Middle " ... ..	22	2,418	52,571	...	...	1,10,306	46,035	43,903	2,52,815	
	" vernacular ... ..	22	1,180	9,493	...	751	3,943	24,298	15,824	54,309	
	Upper primary ... ..	97	5,254	26,471	...	2,523	12,834	33,173	8,241	83,242	
	Lower " ... ..	100	8,470	26,087	...	1,723	8,390	57,794	24,233	1,18,207	
TRAINING SCHOOLS.	For masters ... ..	4	232	4,300	...	...	360	6,219	...	10,879	
	" mistresses ... ..	5	156	5,552	...	...	6,038	7,110	...	16,700	
	Other special schools ... ..	7	243	1,981	2,727	600	223	2,372	4,096	11,999	
	Total for 1895-96 ... ..	884	69,225	3,80,517	3,308	21,786	8,11,033	3,67,621	2,62,248	18,46,513	
	Do. for 1894-95 ... ..	869	66,710	3,75,637	878	21,034	7,80,995	3,47,009	2,99,672	18,25,275	
<b>B.—CIRCLE SCHOOLS (DEPARTMENTAL).</b>											
For boys	Middle vernacular ... ..	243	10,058	29,710	...	...	21,420	1,882	220	53,232	
	Upper primary ... ..	85	3,089	6,009	...	...	4,459	268	51	10,787	
	Lower " ... ..	11	329	783	...	...	352	73	24	1,237	
For girls	Middle vernacular ... ..	...	...	...	...	...	...	...	...	...	
	Upper primary ... ..	...	...	...	...	...	...	...	...	...	
	Lower " ... ..	1	26	182	...	...	...	...	...	182	
	Total for 1895-96 ... ..	340	13,502	36,684	...	...	26,231	2,223	295	65,438	
	Do. for 1894-95 ... ..	350	13,789	37,301	40	36	25,642	2,404	476	65,899	
<b>C.—GOVERNMENT ESTATES' SCHOOLS.</b>											
For boys	Middle vernacular ... ..	1	47	372	...	...	86	88	...	546	
	Upper primary ... ..	228	9,111	14,626	691	253	12,031	1,623	1,184	30,408	
	Lower " ... ..	1,580	35,377	22,370	4,232	535	48,387	2,046	2,712	80,282	
For girls	Middle vernacular ... ..	...	...	...	...	...	...	...	...	...	
	Upper primary ... ..	1	13	24	...	...	...	...	...	24	
	Lower " ... ..	43	780	1,316	144	22	118	521	14	2,136	
	Special schools ... ..	...	...	...	...	...	...	...	...	...	
	Total for 1895-96 ... ..	1,853	45,327	38,708	5,067	810	60,622	4,278	3,910	1,13,395	
	Do. for 1894-95 ... ..	1,909	41,946	34,915	1,350	202	61,807	7,674	5,409	1,11,367	

\* Fractions of a rupee are omitted, and the nearest rupee is taken.  
 (2) This includes indirect charges, such as for buildings and furniture.

## EDUCATION—SUBSIDIARY TABLE II(a).

Return of Expenditure on Primary Education in Non-Board Areas, including Government Estates, in the Lower Provinces of Bengal during the year 1895-96.

SCHOOLS UNDER THE GRANT-IN-AID RULES ARE EXCLUDED.

## (A)—STIPENDIARY SCHOOLS.

CLASS OF SCHOOLS.	Number of schools.	Number of pupils on 31st March.	AMOUNT PAID IN—		Total.
			Fixed stipends.	Rewards.	
1	2	3	4	5	6
For boys ... { Upper primary ...	431	17,358	Rs. 26,739	Rs. 2,073	Rs. 28,802
{ Lower    " ...	2,086	59,692	79,876	3,231	83,106
For girls ... { Upper primary ...	11	301	705	3	708
{ Lower    " ...	218	4,085	7,036	249	7,285
Total for 1895-96 ...	2,741	82,036	1,14,345	5,556	1,19,901
Total for 1894-95 ...	3,572	80,101	1,00,087	6,182	1,06,269

## (B)—NON-STIPENDIARY SCHOOLS.

CLASS OF SCHOOLS.	EARNING REWARDS AFTER EXAMINATION.				
	Number of schools.	Number of pupils on 31st March.	Number of schools receiving advance rewards.	Amount paid in advance rewards.	Amount paid in rewards (inclusive of column 5).
1	2	3	4	5	6
For boys ... { Upper primary ...	43	1,837	5	Rs. 60	Rs. 1,543
{ Lower    " ...	2,023	59,154	90	937	25,310
For girls ... { Upper primary ...	.....	.....	.....	.....	.....
{ Lower    " ...	95	1,694	3	28	1,168
Total for 1895-96 ...	2,761	62,635	98	1,025	28,021
Total for 1894-95 ...	2,706	61,783	20	711	27,259

NOTE.—(1) "Private institutions" of General Table III and primary schools receiving small payments for submission of returns are not included in the above return.  
 (2) Fractions of a rupee are neglected; the nearest rupee is taken.  
 (3) Advance rewards are included under rewards.

## SUMMARY OF PAYMENTS FOR PRIMARY EDUCATION.

	1895-96.	1894-95.	† DETAILS OF "MISCELLANEOUS."	
	Rs.	Rs.	Rs.	Rs.
To stipendiary schools (A) ...	1,19,901	1,06,269		
.. non-stipendiary schools (B) ...	28,021	27,519 (a)		
.. subordinate inspecting agency ...	13,559	12,130	Contributions to special and indigenous schools ..	3,496 5,506
.. lower primary scholarships ...	2,465	2,183	Commission for money-orders ...	1,920 1,670
.. buildings and furniture ...	5,336	5,723	Contingencies and miscellaneous ...	3,514 3,955
.. payments to circle schools * and to schools in Board areas ...	601	... (b)		
.. charges for abolished schools ...	2,792	3,028		
.. examinations, prizes to pupils, and rewards to teachers for passing at scholarship examinations ...	7,760	6,399		
.. stipends to Gurus under training ...	11	51		
.. miscellaneous† ...	8,930	11,131		
Total payments ...	1,89,425	1,74,437	Total ...	8,930 11,131
Add 80 per cent. of the actual charges on account of Sub-Inspectors ...	18,749	41,180		
GRAND TOTAL ...	2,08,174	2,15,617		
Total allotment for primary education under the Department ...	1,93,620	1,85,664		

\* Excluding payments from the circle grant.  
 (a) Includes Rs. 239 paid to schools submitting return  
 (b) Included under "Miscellaneous."



EDUCATION—SUBSIDIARY TABLE II(b).

Return of Expenditure from the District Fund on Primary Education under the control of District Boards in the Lower Provinces of Bengal during the year 1895-96.

SCHOOLS AIDED UNDER THE GRANT-IN-AID RULES ARE EXCLUDED.

(A).—STIPENDIARY SCHOOLS.

CLASS OF SCHOOLS.	Number of schools.	Number of pupils on 31st March.	AMOUNT PAID IN—		Total.
			Stipends.	Rewards.	
1	2	3	4	5	6
			Rs.	Rs.	Rs.
For boys ... { Upper primary ...	1,963	74,469	1,03,882	7,572	1,11,454
{ Lower     " ...	1,232	36,745	41,411	5,225	46,636
For girls ... { Upper primary ...	54	1,363	2,521	118	2,639
{ Lower     " ...	599	11,047	17,648	1,298	18,946
Total for 1895-96 ...	3,788	123,622	1,65,462	14,213	1,79,675
Total for 1894-95 ...	3,588	1,19,343	1,57,250	12,829	1,70,079

(B).—NON-STIPENDIARY SCHOOLS.

CLASS OF SCHOOLS.	SCHOOLS RECEIVING REWARDS AFTER EXAMINATION, INCLUDING ADVANCE REWARDS.				
	Number of schools.	Number of pupils on 31st March.	Number of schools receiving advance rewards.	Amount paid in advance rewards.	Total amount paid in rewards (inclusive of column 5).
1	2	3	4	5	6
			Rs.	Rs.	Rs.
For boys ... { Upper primary ...	1,052	39,347	217	4,205	52,821
{ Lower     " ...	20,190	655,993	3,174	32,913	3,34,819
For girls ... { Upper primary ...	6	99	1	48	107
{ Lower     " ...	1,434	21,603	154	2,006	19,708
Total for 1895-96 ...	28,582	717,042	3,546	39,172	3,87,515
Total for 1894-95 ...	29,771	6,66,718	1,008	33,637	3,54,873

NOTE.—(1) "Private institutions" of General Table III, and primary schools receiving small payments for submission of returns, are not included in the above return.  
 (2) Fractions of a rupee are neglected; the nearest rupee taken.  
 (3) Advance rewards are included under rewards.

SUMMARY OF PAYMENTS FOR PRIMARY EDUCATION.

	1895-96.		1894-95.		1895-96.		1894-95.	
	Rs.	Rs.	Rs.	Rs.	Rs.	Rs.	Rs.	
To stipendiary schools (A) ...	1,79,675	1,70,079						
.. non-stipendiary schools (B) ...	3,87,515	3,57,494(c)						
.. subordinate inspecting agency ...	89,518	86,058						
.. lower primary scholarships ...	22,292	22,256						
.. buildings and furniture ...	2,387	2,337						
.. payments to circle and khas mahal schools and to schools (if any) in non-Board areas ...	5,918	2,377						
.. charges for abolished schools ...	8,468	11,346						
.. examinations, prizes to pupils, and rewards to teachers for passing at scholarship examinations ...	36,633	35,100						
.. stipends to gurus under training ...	500	1,595						
.. miscellaneous* ...	24,488†	19,118						
Total payments ...	7,57,394	7,07,760						
Add 80 per cent. of the actual charges on account of Sub-Inspectors ...	1,37,137	1,18,385						
GRAND TOTAL ...	8,94,531	8,26,145						
Total allotment for primary education under the District Board‡ ...	9,64,066	7,29,856						
			*DETAILS OF "MISCELLANEOUS,"					
			Contributions to special and indigene schools ...	1,614				
			Commission for money-orders ...	6,150	5,912			
			Contingencies and miscellaneous ...	15,724	13,206			
			Total ...	24,488	19,118*			

\* Excluding Rs. 2,377 paid to circle and khas mahal schools.

† Including Rs. 408 for contingencies of Sub-Inspectors.

‡ Details of allotments and expenditure therefrom in 1895-96.

BUDGET HEAD OF CHARGE.	Amount allotted (a).	Expenditure.	Savings, if any.	Excess expenditure, if any.	EXPLANATION OF SAVINGS OR EXCESS.
1	2	3	4	5	6
	Rs.	Rs.	Rs.	Rs.	
I. Inspection—					
Sub-Inspectors' salaries and travelling allowances (b) ...	1,80,950	1,71,019	9,931	...	
Subordinate Inspecting Agency ...	92,276	89,420*	2,847	...	
II and IV. Stipends, rewards and prizes for primary schools ...	6,35,503	6,17,667	17,836	...	
V. Scholarships ...	33,231	22,937	10,294	...	
VI. Contingencies ...	22,108	27,361	...	5,255	
			40,908	5,255	
			Net.		
Total ...	9,64,066	9,28,413	35,653	...	

(a) This column shows the amounts allotted under each head after final revision of the estimates, including the amount re-granted from the surplus of 1894-95 for expenditure on education in 1895-96.  
 (b) The full allotment and expenditure (not 80 per cent. as above) have been entered under this head.  
 (c) Includes Rs. 2,621 paid to schools submitting returns.

## EDUCATION—SUBSIDIARY TABLE III.

Statement showing the Expenditure from District Funds on Schools maintained by Public and Private Bodies during the official year 1895-96.

1	Expenditure from District Funds on schools maintained by the Department.	SCHOOLS MAINTAINED BY DISTRICT BOARDS.			SCHOOLS AIDED BY DISTRICT BOARDS.			Total expenditure from District Funds.
		Number of schools.	Number of scholars on 31st March.	Expenditure from District Funds.	Number of schools.	Number of scholars on 31st March.	Expenditure from District Funds.	
2	3	4	5	6	7	8	9	
<b>SECONDARY EDUCATION.</b>								
<i>High and Middle Schools.</i>								
For Boys—								
High schools* ... English ...	...	3	980	2,914	10	1,487	2,445	5,359
Middle " ... { English ...	...	14	789	4,887	521	35,951	1,18,999	1,23,886
... { Vernacular ...	...	146	8,482	36,630	483	26,163	65,276	1,00,906
Total Secondary Schools ...	...	163	10,251	43,431	1,014	63,601	1,86,720	2,30,151
<b>PRIMARY EDUCATION.</b>								
<i>Primary Schools (Vernacular).</i>								
For Boys—								
Upper primary ... { Stipendiary ...	...	6	140	589	1,378	52,572	72,145	72,734
... { Paid by rewards ...	...	...	...	...	1,048	39,231	32,963	32,963
... { Mixed ...	...	...	...	...	538	22,343	39,994	39,994
Lower " ... { Stipendiary ...	...	2	37	228	712	20,334	23,305	23,533
... { Paid by rewards ...	...	...	...	...	27,070	6,64,002	3,39,751	3,39,751
... { Mixed ...	...	...	...	...	524	16,523	23,412	23,412
For Girls—								
Upper primary ...	...	...	...	...	60	1,462	2,806	2,806
Lower " ...	...	...	...	...	2,040	32,761	38,798	38,798
Total Primary Schools ...	...	8	177	817	33,370	8,40,228	5,73,174	5,73,991
<b>SPECIAL EDUCATION.</b>								
<i>Schools for Special Instruction.</i>								
Training schools for masters ...	453	...	...	...	...	...	...	453
Guru-training classes ...	...	...	...	...	...	...	...	...
Industrial schools ...	...	7	266	12,010	3	63	2,347	14,857
Other schools ...	100	...	...	...	4	181	966	1,066
Total Special Schools ...	553	7	266	12,010	7	243	3,813	16,376
Buildings and furniture ... { Secondary schools ...	80	...	...	1,777	...	...	2,306	4,163
... { Primary " ...	...	...	...	27	...	...	2,360	2,367
Total ...	80	...	...	1,804	...	...	4,666	6,550
Inspection { Sub-Inspectors ...	...	...	...	...	...	...	...	1,71,530
... { Subordinate inspecting agency ...	...	...	...	...	...	...	...	89,518
Scholarships held in— { Secondary schools ...	...	...	...	...	...	...	...	11,127
... { Primary " ...	...	...	...	...	...	...	...	11,080
... { Special institutions (other than training schools) ...	...	...	...	...	...	...	...	4,552
Miscellaneous—								
Charges for { Secondary schools ...	...	...	...	...	...	...	...	2,220
abolished schools ... { Primary " ...	...	...	...	...	...	...	...	8,474
Examinations, prizes and rewards ... { Secondary schools ...	...	...	...	...	...	...	...	180
... { Primary " ...	...	...	...	...	...	...	...	35,364
Contingent charges ... { Secondary schools ...	...	...	...	...	...	...	...	2,246
... { Primary " ...	...	...	...	...	...	...	...	23,203
... { Private " and libraries ...	...	...	...	...	...	...	...	3,293
Total ...	...	...	...	...	...	...	...	3,62,697
Total expenditure on Public Instruction for 1895-96 ...	633	178	10,694	53,062	34,391	9,13,073	7,68,373	11,89,765
Ditto ditto for 1894-95 ...	691	188	11,065	58,412	33,910	8,99,184	7,22,459	11,12,786

\* Schools managed by Joint-Committees are shown as schools maintained by District Boards.

EDUCATION—SUBSIDIARY TABLE IV.

Statement showing the Expenditure from Municipal Funds on Schools managed or aided by Municipalities in the Lower Provinces of Bengal during 1894-95 and 1895-96.

CLASS OF SCHOOLS.	SCHOOLS MANAGED BY MUNICIPALITIES.						SCHOOLS AIDED BY MUNICIPALITIES.*						Total expenditure from Municipal Funds.		REMARKS.	
	Number.		Number of pupils on the rolls at the close of the year.		Expenditure from Municipal Funds.		Number.		Number of pupils on the rolls at the close of the year.		Expenditure from Municipal Funds.		Total expenditure from Municipal Funds.			
	1894-95.	1895-96.	1894-95.	1895-96.	1894-95.	1895-96.	1894-95.	1895-96.	1894-95.	1895-96.	1894-95.	1895-96.	1894-95.	1895-96.		
1	2	3	4	5	6	7	8	9	10	11	12	13	14	15	16	
<i>Secondary Education.</i>																
For Boys—					Rs.	Rs.							Rs.	Rs.	Rs.	Rs.
High schools, English ...	6	3	1,702	771	2,790	1,122	33	30	5,854	5,402	9,133	10,298	11,923	11,420		
Middle " " vernacular ...	2	2	479	470	183	...	43	50	3,735	4,339	6,033	6,018	6,231	6,018		
" " vernacular ...	3	4	283	375	960	984	64	60	6,286	5,674	7,724	7,250	8,634	8,214		
For Girls—																
High schools, English ...	...	...	...	...	...	...	1	...	125	...	120	...	120	...		
Middle vernacular ...	1	1	61	53	370	416	9	9	359	320	813	861	1,183	1,277		
Total Secondary Schools...	12	10	2,625	1,669	4,313	2,523	150	149	16,360	15,785	23,623	24,407	28,141	26,929		
<i>Primary Education.</i>																
For Boys—																
Upper primary schools ...	5	5	304	324	752	1,083	196	199	9,527	9,337	13,841	15,413	14,593	16,496		
Lower " " ...	5	5	161	184	265	365	1,359	1,333	47,211	46,665	33,486	35,758	33,751	36,123		
For Girls—																
Upper primary schools ...	2	2	...	86	406	419	46	39	1,894	1,508	3,759	3,772	4,165	4,191		
Lower " " ...	...	...	76	...	...	...	156	154	4,277	4,276	6,163	6,357	6,163	6,357		
Total Primary Schools ...	12	12	541	594	1,423	1,807	1,757	1,725	62,909	61,786	57,249	61,300	58,672	63,167		
<i>Special Instruction.</i>																
Training schools for masters and mistresses...	...	...	...	...	...	...	...	...	...	...	...	...	...	...	...	
Guru-training classes ...	...	...	...	...	...	...	...	...	...	...	...	...	...	...	...	
Technical schools ...	...	...	...	...	...	...	3	2	116	34	627	627	627	627		
Other special schools ...	...	...	...	...	...	...	9	10	391	408	1,322	1,973	1,322	1,973		
Total Special Schools ...	...	...	...	...	...	...	12	12	507	442	1,949	2,600	1,949	2,600		
Buildings and furniture ...	...	...	...	...	2,351	1,746	...	...	...	...	1,562	2,589	3,913	4,335		
Inspection ...	...	...	...	...	...	...	...	...	...	...	...	...	3,148	2,636		
Miscellaneous ...	...	...	...	...	...	...	...	...	...	...	...	...	6,126	6,625		
Total Municipal Expenditure ...					8,087	6,135					84,588	90,896	1,01,940	1,06,392		

\* Including Government and District Fund schools in receipt of municipal grants, and also including high schools managed by Joint-Committees.

Return of Colleges and Schools for European and Eurasian Scholars

CLASS OF INSTITUTIONS.	PUBLIC INSTITUTIONS.															
	UNDER PUBLIC MANAGEMENT.								UNDER PRIVATE MANAGEMENT.							
	Managed by Government.				Managed by District or Municipal Boards.				Aided by Government or by District or Municipal Boards.				Unaided.			
	Number of institutions.	Number of scholars on the rolls on 31st March.	Average number on the rolls monthly during the year.	Average daily attendance.	Number of institutions.	Number of scholars on the rolls on 31st March.	Average number on the rolls monthly during the year.	Average daily attendance.	Number of institutions.	Number of scholars on the rolls on 31st March.	Average number on the rolls monthly during the year.	Average daily attendance.	Number of institutions.	Number of scholars on the rolls on 31st March.	Average number on the rolls monthly during the year.	Average daily attendance.
1	2	3	4	5	6	7	8	9	10	11	12	13	14	15	16	17
<b>UNIVERSITY EDUCATION.</b>																
<i>Arts Colleges.</i>																
English ... ..	...	...	...	...	...	...	...	...	2	418	395	303	4	45	74	66
<b>SCHOOL EDUCATION, GENERAL.</b>																
<i>Secondary Schools.</i>																
<i>For Boys—</i>																
High schools ... English	...	...	...	...	...	...	...	...	4	776	788	688	5	63	855	757
Middle „ ... ditto	1	101	97	94	...	...	...	...	13	1,621	1,554	1,327	2	73	83	67
<i>For Girls—</i>																
High schools ... English	...	...	...	...	...	...	...	...	4	469	429	369	2	197	193	173
Middle „ ... ditto	...	...	...	...	...	...	...	...	21	2,399	2,300	1,828	3	216	236	195
Total Secondary Schools ...	1	101	97	94	...	...	...	...	42	5,285	5,071	4,312	12	1,349	1,367	1,192
<i>Primary Schools.</i>																
<i>For Boys—</i>																
Upper primary ... ..	...	...	...	...	...	...	...	...	6	194	189	151	2	59	41	30
Lower „ ... ..	...	...	...	...	...	...	...	...	...	...	...	...	...	...	...	...
<i>For Girls—</i>																
Upper primary ... ..	...	...	...	...	...	...	...	...	11	656	655	452	2	29	22	18
Lower „ ... ..	...	...	...	...	...	...	...	...	1	27	27	22	...	...	...	...
Total Primary Schools ...	...	...	...	...	...	...	...	...	18	877	871	625	4	88	63	48
<b>SCHOOL EDUCATION, SPECIAL.</b>																
<i>Schools for Special Instruction.</i>																
Other schools ... ..	...	...	...	...	...	...	...	...	...	...	...	...	1	41	38	34
Total Special Schools ...	...	...	...	...	...	...	...	...	...	...	...	...	1	41	38	34
<b>TOTAL SCHOOLS OF PUBLIC INSTRUCTION.</b>	1	101	97	94	...	...	...	...	62	6,560	6,337	5,240	21	1,523	1,542	1,340
TOTAL FOR 1894-95 ... ..	1	96	100	97	...	...	...	...	62	6,316	6,190	5,079	19	1,626	1,501	1,237

\* Three learn German, one

DIARY TABLE V.

in the Lower Provinces of Bengal for the official year 1895-96.

Grand total of public institutions.	Grand total of scholars on the 31st of March.	NUMBER OF SCHOLARS ON THE 31ST OF MARCH LEARNING—			CLASSIFICATION OF SCHOLARS ON THE 31ST OF MARCH ACCORDING TO RACE OR CREED.									Number of girls in boys' schools.	Number of boys in girls' schools.	REMARKS.
		English.	A classical language.	A vernacular language.	Europeans and Eurasians.	Native Christians (non-aboriginal).	Hindus.	Brahmos.	Muhammadans.	Aborigines.		Others.				
										Christians.	Non-Christians.					
18	19	20	21	22	23	24	25	26	27	28a	28b	28c	29	30	31	
6	463	463	374	9*	57	4	317	13	55	1	7	9	...	...		
9 16	1,639 1,795	1,639 1,795	1,126 423	61 40	1,469 1,653	17 37	78 17	3 1	24 34	...	...	49 53	Nil 196	...		
6 24	666 2,615	666 2,615	238 415	13 23	615 2,553	18 22	5 17	19 1	... 1	...	...	9 21	...	63 434		
55	6,715	6,715	2,202	137	6,290	94	117	23	59	...	...	152	196	497		
8 ...	253 ...	253 ...	... ...	7 ...	253 ...	... ...	... ...	... ...	... ...	... ...	... ...	... ...	99 ...	...		
13 1	685 27	685 27	48 ...	... ...	684 27	4 ...	... ...	... ...	... ...	... ...	... ...	17 ...	...	269 12		
22	965	965	48	7	944	4	...	...	...	...	...	17	99	281		
1	41	41	...	...	41	...	...	...	...	...	...	...	...	...		
1	41	41	...	...	41	...	...	...	...	...	...	...	...	...		
84	8,184	8,184	2,624	153	7,392	102	434	36	114	1	7	168	295	778		
82	8,038	8,038	2,420	163	7,182	135	385	36	137	...	1	162	238	779		

Bengali, and five French.

Return of Expenditure on Public Instruction for Europeans and

OBJECTS OF EXPENDITURE.	PUBLIC INSTI													
	UNDER PUBLIC MANAGEMENT.													
	Managed by Government.							Managed by District or Municipal Boards.						
	Provincial Revenues.	District Funds.	Municipal Funds.	Fees.	Subscriptions.	Endowments and other sources.	Total.	Provincial Revenues.	District Funds.	Municipal Funds.	Fees, including half fees from Mohsin Fund.	Subscriptions.	Endowments and other sources.	Total.
1	2	3	4	5	6	7	8	9	10	11	12	13	14	15
	Rs.	Rs.	Rs.	Rs.	Rs.	Rs.	Rs.	Rs.	Rs.	Rs.	Rs.	Rs.	Rs.	Rs.
<b>UNIVERSITY EDUCATION.</b>														
<i>Arts Colleges.</i>														
English ... ..	...	...	...	...	...	...	...	...	...	...	...	...	...	...
<b>SCHOOL EDUCATION, GENERAL. ●</b>														
<i>Secondary Schools.</i>														
<i>For Boys—</i>														
High schools ... English	...	...	...	...	...	...	...	...	...	...	...	...	...	...
Middle " ... Ditto	15,055	...	...	16,925	...	84	32,064	...	...	...	...	...	...	...
<i>For Girls—</i>														
High schools ... English	...	...	...	...	...	...	...	...	...	...	...	...	...	...
Middle " ... Ditto	...	...	...	...	...	...	...	...	...	...	...	...	...	...
Total Secondary Schools	15,055	...	...	16,925	...	84	32,064	...	...	...	...	...	...	...
<i>Primary School (Vernacular.)</i>														
<i>For Boys—</i>														
Upper primary ... ..	...	...	...	...	...	...	...	...	...	...	...	...	...	...
<i>For Girls—</i>														
Upper primary ... ..	...	...	...	...	...	...	...	...	...	...	...	...	...	...
Lower " ... ..	...	...	...	...	...	...	...	...	...	...	...	...	...	...
Total Primary Schools	...	...	...	...	...	...	...	...	...	...	...	...	...	...
<b>SCHOOL EDUCATION, SPECIAL.</b>														
<i>Schools for Special Instruction.</i>														
Other schools ... ..	...	...	...	...	...	...	...	...	...	...	...	...	...	...
Total Special Schools	...	...	...	...	...	...	...	...	...	...	...	...	...	...
Buildings (see note VII)	...	...	...	...	...	...	...	...	...	...	...	...	...	...
Furniture and apparatus (special grants only)	...	...	...	...	...	...	...	...	...	...	...	...	...	...
Total	...	...	...	...	...	...	...	...	...	...	...	...	...	...
Inspection (see note V) ... ..	...	...	...	...	...	...	...	...	...	...	...	...	...	...
<b>Scholarships held in—</b>														
Secondary schools ... ..	...	...	...	...	...	...	...	...	...	...	...	...	...	...
Primary " ... ..	...	...	...	...	...	...	...	...	...	...	...	...	...	...
<b>Miscellaneous—</b>														
Cadet grants to European schools ... ..	...	...	...	...	...	...	...	...	...	...	...	...	...	...
Total	...	...	...	...	...	...	...	...	...	...	...	...	...	...
<b>TOTAL EXPENDITURE ON PUBLIC INSTRUCTION IN 1895-96</b>	15,055	...	...	16,925	...	84	32,064	...	...	...	...	...	...	...
<b>DITTO FOR 1893-94</b>	14,293	...	...	17,878	...	257	32,428	...	...	...	...	...	...	...

\* This amount includes a Military grant of Rs. 240 to St. Michael's school, Coorjee,  
 † This amount includes a Medicine grant of Rs. 78 to the Calcutta Free School,  
 ‡ This amount includes a Military grant of Rs. 17½ to St. Joseph's Boarding schools Department, not paid through this office.  
 § These figures are defective owing to the non-submission of the Expenditure Table  
 ¶ This amount includes a Government grant of Rs. 2,400 and a Military grant of  
 ¶ This amount includes Rs. 6,560 spent on the building of St. Joseph's School, Rs. 3,600 on account of building debt paid off to Government.  
 \*\* Rs. 3,216 to aided schools.

GENERAL STATISTICS.

xxiii

DIARY TABLE VI.

Eurians in the Lower Provinces of Bengal for the official year 1895-96.

TUTIONS—											TOTAL EXPENDITURE FROM—					GRAND TOTAL.	REMARKS
UNDER PRIVATE MANAGEMENT.																	
Aided by Government or by District or Municipal Boards.						Unaided.											
Provincial Revenues.	District Funds.	Municipal Funds.	Fees.	Subscriptions.	Endowments and other sources.	Total.	Fees.	Subscriptions.	Endowments and other sources.	Total.	Provincial Revenues.	District Funds.	Municipal Funds.	Fees.	All other sources.		
16	17	18	19	20	21	22	23	24	25	26	27	28	29	30	31	32	33
Rs.	Rs.	Rs.	Rs.	Rs.	Rs.	Rs.	Rs.	Rs.	Rs.	Rs.	Rs.	Rs.	Rs.	Rs.	Rs.	Rs.	Rs.
7,200	...	...	16,797	...	21,623	45,620	1,165	...	5,975	7,140	7,200	...	...	17,962	27,598	52,760	
19,593*	...	...	89,677	9,870	7,712	1,26,852	1,20,030	...	13,434	1,39,464	19,593	...	...	2,15,707	31,016	2,66,316	
36,127†	...	...	50,993	12,794	55,097	1,55,011	...	...	...	...	51,182	...	...	67,918	67,975	1,87,075	
13,598	...	...	83,798	...	13,510	1,10,906	46,300§	...	10	46,319	13,598	...	...	1,30,107	13,520	1,57,225	
51,004‡	...	...	1,00,918	31,226	43,493	2,20,731	11,881	14,310	5,234	31,425	51,094	...	...	1,12,799	94,263	2,58,156	
1,20,412	...	...	3,25,386	53,890	1,19,812	6,19,500	1,84,220	14,310	18,078	2,17,208	1,35,407	...	...	5,28,531	2,06,774	8,68,772	
3,650	...	...	3,736	2,482	920	10,788	631	2,876	2,819	6,376	3,650	...	...	4,417	9,097	17,164	
8,560	...	...	5,747	4,783	4,038	23,128	165§	507	176	848§	8,560	...	...	5,912	9,504	23,976	
535	...	...	1,098	80	488	2,201	...	...	...	...	535	...	...	1,098	568	2,201	
12,745	...	...	10,581	7,345	5,446	36,117	846	3,383	2,985	7,224	12,745	...	...	11,427	19,169	43,341	
...	...	...	...	...	...	...	The expenditure on the special classes of St. Joseph's College, Darjeeling, is included in the expenditure on the High School.				...	...	...	...	...	...	...
25,300	...	...	15,062	33,758	45,276¶	1,19,396	16,527	864	...	17,391	25,300	...	...	31,589	79,898	1,36,787	
...	...	...	18,274	1,472	979	20,725	4,371	2,623	...	6,994	...	...	...	22,645	5,074	27,719	
25,300	...	...	33,336	35,230	46,255	1,40,121	20,898	3,457	...	24,385	25,300	...	...	54,234	84,972	1,64,506	
...	...	...	...	...	...	...	...	...	...	...	14,656	...	...	...	...	14,656	
...	...	...	...	...	...	...	...	...	...	...	1,810	...	...	...	...	1,810	
...	...	...	...	...	...	...	...	...	...	...	3,050	...	...	...	...	3,050	
...	...	...	...	...	...	...	...	...	...	...	**4,663	...	...	...	75	4,743	
...	...	...	...	...	...	...	...	...	...	...	24,184	...	...	...	75	24,259	
1,65,667	...	...	3,86,100	96,465	1,93,136	8,41,358	2,07,129	21,160	27,648	2,55,957	2,04,896	...	...	6,10,154	3,38,588	11,53,638	
1,55,826	...	...	3,82,020	83,230	2,09,401	8,30,477	1,70,681	16,747	13,160	2,00,588	1,94,410	...	...	5,70,579	3,22,795	10,87,793	

not paid through this office.  
 Boys' Department not paid through this office.  
 and Orphanage, Bankipore, and a Medicine grant of Rs. 54 to the Calcutta Free School, Girls'

of some of the unaided schools.  
 Rs. 4,500 to the European Orphan Asylum, not paid through this office.  
 Bow Bazar, out of Rs. 15,000 given by Government from the loan of Rs. 20,000 and

\*\* Rs. 1,452 to unaided school.

## EDUCATION—SUBSIDIARY TABLE VII.

Return of the Stages of Instruction of Pupils in Public Schools for Secondary and Primary Education for Europeans and Eurasians in the Lower Provinces of Bengal at the end of the official year 1895-96.

CLASS OF SCHOOLS.	Number of schools.	Number of pupils on the rolls on 31st March.	HIGH STAGE.			MIDDLE STAGE.			UPPER PRIMARY STAGE.			LOWER PRIMARY STAGE.					TOTAL.			
			Comprising all pupils who have passed beyond the Lower Secondary (Middle) Stage, but have not passed the Matriculation Examination.			Comprising all pupils who have passed beyond the Upper Primary Stage, but have not passed beyond the Lower Secondary (Middle) Stage.			Comprising all pupils who have passed beyond the Lower Primary Stage, but have not passed beyond the Upper Primary Stage.			Comprising all pupils who have not passed beyond the Lower Primary Stage.								
			1			2			3			4		5						
			Boys.	Girls.	Total.	Boys.	Girls.	Total.	Boys.	Girls.	Total.	Boys.	Girls.	Total.	Boys.	Girls.	Total.	Boys.	Girls.	Total.
1	2	3	4	5	6	7	8	9	10	11	12	13	14	15	16	17	18	19	20	21
<b>SECONDARY SCHOOLS.</b>																				
<i>Boys' Schools.</i>																				
High English ... { Aided ...	4	776	70	...	70	381	...	331	186	...	166	133	...	133	56	...	56	776	...	776
High English ... { Unaided ...	5	863	100	...	100	365	...	365	224	...	224	123	...	123	51	...	51	863	...	863
Middle .. ... { Government	1	101	...	...	...	44	...	44	26	...	26	31	...	31	...	...	...	101	...	101
Middle .. ... { Aided ...	13	1,621	...	...	...	368	52	420	365	50	415	367	36	403	332	51	383	1,432	189	1,621
Middle .. ... { Unaided ...	2	73	...	...	...	13	...	13	11	1	12	22	3	25	20	3	23	66	7	73
Total ...	25	3,434	170	...	170	1,121	52	1,173	812	51	863	676	39	715	459	54	513	3,238	196	3,434
<i>Girls' Schools.</i>																				
High English ... { Aided ...	4	469	...	36	36	...	163	163	2	90	92	6	78	84	28	66	94	36	433	469
High English ... { Unaided ...	2	197	...	20	20	...	61	61	5	42	47	15	24	39	7	23	30	27	170	197
Middle .. ... { Aided ...	21	2,399	...	...	...	21	466	487	48	517	565	97	502	599	212	536	748	378	2,021	2,399
Middle .. ... { Unaided ...	3	216	...	...	...	...	25	25	14	44	58	19	44	63	23	47	70	56	160	216
Total ...	30	3,281	...	56	56	21	715	736	69	698	762	137	648	785	270	672	942	497	2,784	3,281
Total Secondary Schools ...	55	6,715	170	56	226	1,142	767	1,909	881	744	1,625	813	687	1,500	729	726	1,455	3,735	2,980	6,715
<b>PRIMARY SCHOOLS.</b>																				
<i>For Boys.</i>																				
Upper primary ... { Aided ...	6	194	...	...	...	...	...	...	27	24	51	32	27	59	44	40	84	103	91	194
Upper primary ... { Unaided ...	2	69	...	...	...	...	...	...	13	5	18	5	...	8	30	3	33	51	8	59
Total ...	8	263	...	...	...	...	...	...	40	29	69	40	27	67	74	43	117	154	99	253
<i>For Girls.</i>																				
Upper primary ... { Aided ...	11	656	...	...	...	...	...	...	36	85	121	56	102	158	163	214	377	255	401	656
Upper primary ... { Unaided ...	2	29	...	...	...	...	...	...	5	6	11	5	3	8	4	6	10	14	15	29
Lower .. ... Aided ...	1	27	...	...	...	...	...	...	...	...	...	5	11	16	7	4	11	12	15	27
Total ...	14	712	...	...	...	...	...	...	41	91	132	66	116	182	174	224	398	281	431	712
Total Primary Schools ...	22	965	...	...	...	...	...	...	81	120	201	106	143	249	248	267	515	435	639	965
GRAND TOTAL (FOR SECONDARY AND PRIMARY SCHOOLS).	77	7,680	170	56	226	1,142	767	1,909	962	864	1,826	919	830	1,749	977	993	1,970	4,170	3,510	7,680
NETTO FOR 1894-95 ...	75	7,430	256	49	305	1,064	626	1,890	903	778	1,681	914	827	1,741	974	889	1,863	4,111	3,369	7,480



EDUCATION—SUBSIDIARY TABLE VIII.

Return showing the expenditure (direct and indirect) on different classes of schools for general and special instruction for Indian boys and girls during the year 1895-96.

BURDWAN DIVISION.

CLASS OF SCHOOLS.	Number of schools existing at the end of the year.	Number of pupils on the rolls at the end of the year.	EXPENDITURE FROM—						REMARKS.
			Provincial revenues.	District funds.	Municipal funds.	Fees.	Other sources.	Total.	
1	2	3	4	5	6	7	8	9	10
			Rs.	Rs.	Rs.	Rs.	Rs.	Rs.	
High ...	Government* 6	1,891	15,871	319	1,109	47,308	788	65,845	
	Aided ... 57	7,814	24,861	681	5,785	1,08,909	30,046	1,69,872	
	Unaided ... 24	4,078	...	...	...	29,110	84,043	63,153	
Middle English ...	Government* 6	671	126	1,394	300	6,599	305	8,724	
	Aided ... 171	10,895	3,331	34,366	1,290	56,217	46,939	1,40,909	
	Unaided ... 53	2,980	...	...	...	10,365	13,527	23,885	
Middle vernacular ...	Government* 25	1,552	...	5,716	...	6,113	710	12,539	
	Aided ... 126	7,429	4,564	12,626	1,721	26,742	17,706	63,359	
	Unaided ... 26	1,599	...	...	...	5,028	3,562	8,590	
Upper primary ...	...	868	32,274	8,242	26,101	3,253	52,757	24,337	1,14,690
Lower ,, ...	...	9,644	281,661	9,691	77,714	6,852	3,45,889	43,340	4,83,166
Special schools ...	...	10	486	12,634	2,727	380	340	6,502	22,583
Inspection ...	...	...	64,940	43,848	619	...	...	1,09,407	
Miscellaneous charges, including cost of buildings, scholarships, &c. ...	...	...	15,325	17,135	1,928	9,010	8,686	52,084	
Total ...	11,016	303,330	1,58,785	3,22,027	23,243	7,04,470	2,29,201	13,38,326	
Total for 1894-95 ...	11,268	311,133	1,63,979	2,22,618	22,935	6,69,220	2,16,742	13,25,494	

PRESIDENCY DIVISION.

High ...	Government* 8	1,877	31,934	...	418	29,491	721	62,564	
	Aided ... 57	8,554	27,693	408	170	1,00,777	25,033	1,54,081	
	Unaided ... 15	2,449	...	...	...	27,571	18,148	40,719	
Middle English ...	Government* ...	9,748	5,711	24,856	1,066	48,085	31,760	1,11,478	
	Aided ... 128	3,095	...	2,963	...	12,315	11,462	23,777	
	Unaided ... 45	...	...	...	...	...	...	...	
Middle vernacular ...	Government* 12	785	...	620	2,727	571	6,890		
	Aided ... 186	10,676	9,912	10,454	1,853	33,379	22,730	84,323	
	Unaided ... 18	1,102	...	...	...	2,922	3,697	6,619	
Upper primary ...	...	529	21,232	8,381	16,207	3,774	31,403	12,623	72,388
Lower ,, ...	...	4,798	188,406	16,184	54,727	9,794	1,72,673	60,517	3,13,895
Special schools ...	...	73	555	20,430	443	387	1,286	11,242	33,788
Inspection ...	...	...	36,577	37,620	...	...	...	74,197	
Miscellaneous charges, including cost of buildings, scholarships, &c. ...	...	...	27,550	7,913	1,726	21,543	16,446	75,178	
Total ...	5,869	198,479	1,84,372	1,61,591	19,817	4,84,172	2,09,950	10,59,902	
Total for 1894-95 ...	5,897	198,313	1,80,065	1,61,516	18,665	4,46,727	2,16,379	10,23,352	

CALCUTTA.

High ...	Government* 5	1,349	42,903	...	...	39,787	...	82,690	
	Aided ... 4	507	5,807	...	...	10,180	8,482	23,969	
	Unaided ... 43	14,518	...	...	...	2,50,824	57,876	3,08,389	
Middle English ...	Government* 2	326	5,525	...	...	2,989	...	8,514	
	Aided ... 7	1,539	1,371	...	146	13,898	1,237	16,652	
	Unaided ... 9	990	...	...	...	6,473	1,779	8,252	
Middle vernacular ...	Government* 1	234	3,414	...	...	2,556	...	5,970	
	Aided ... 18	1,383	6,252	...	413	9,076	35,984	51,725	
	Unaided ... 3	249	...	...	...	1,506	600	2,106	
Upper primary ...	...	34	2,707	5,081	...	256	9,335	6,951	21,623
Lower ,, ...	...	251	12,205	18,693	...	2,318	29,088	50,200	1,00,305
Special schools ...	...	15	1,878	88,010	...	1,200	37,743	13,972	1,40,925
Inspection ...	...	...	6,746	...	...	...	...	6,746	
Miscellaneous charges, including cost of buildings, scholarships, &c. ...	...	...	10,240	...	...	29,477	42,051	81,763	
Total ...	387	37,385	1,93,542	...	4,333	4,42,932	2,18,837	8,59,044	
Total for 1894-95 ...	413	37,527	2,06,217	...	4,464	3,88,798	2,06,748	8,06,227	

\* Government schools include those under the management of District or Municipal Boards.

## EDUCATION—SUBSIDIARY TABLE VIII—continued.

Return showing the expenditure (direct and indirect) on different classes of schools for general and special instruction for Indian boys and girls during the year 1895-96—continued.

## RAJSHAHI DIVISION.

CLASS OF SCHOOLS.	Number of schools existing at the end of the year.	Number of pupils on the rolls at the end of the year.	EXPENDITURE FROM—						REMARKS.
			Provincial revenues.	District funds.	Municipal funds.	Fees.	Other sources.	Total.	
	2	3	4	5	6	7	8	9	10
High ...			Rs.	Rs.	Rs.	Rs.	Rs.	Rs.	
{ Government* ...	8	2,203	24,101	...	704	41,466	1,066	67,337	
{ Aided ...	13	1,852	5,897	541	810	18,618	13,958	39,624	
{ Unaided ...	3	470	...	...	...	4,868	4,861	9,729	
Middle English ...									
{ Government* ...	4	407	...	764	...	2,091	847	3,702	
{ Aided ...	75	4,840	1,834	14,545	368	19,272	25,595	61,614	
{ Unaided ...	16	1,088	...	...	...	2,253	7,828	10,081	
Middle vernacular ...									
{ Government* ...	26	1,455	220	4,862	441	4,401	910	10,834	
{ Aided ...	97	4,614	1,383	12,527	487†	12,757	11,438	38,592	† Includes Rs. 50 spent by the Jalpaiguri Municipality on a girls' school.
{ Unaided ...	13	558	...	...	...	599	2,785	3,334	
Upper primary ...	444	16,089	2,766	24,459	1,094	22,459	12,092	62,860	
Lower ..	3,125	79,586	12,785	63,212	3,459	97,753	20,060	2,02,279	
Special schools ...	10	558	11,049	4,793	60	1,751	10,269	27,922	
Inspection ...	...	...	23,982	32,506	177	...	129	56,794	
Miscellaneous charges, including cost of buildings, scholarships, &c. ...	...	...	12,096‡	15,054	3,426	5,576	10,181	46,333	‡ Building grant to the Jalpaiguri school.
Total ...	3,333	113,710	95,913	1,78,263	11,026	2,33,864	1,21,969	6,41,035	
Total for 1894-95 ...	3,834	116,342	1,15,512	1,43,585	10,483	2,12,139	1,29,385	6,11,104	

## DACCA DIVISION.

High ...									
{ Government* ...	5	1,452	20,672	1,295	...	30,445	502	52,914	
{ Aided ...	24	4,562	11,551	534	...	56,028	10,395	78,898	
{ Unaided ...	20	5,597	...	...	...	61,439	22,810	84,249	
Middle English ...									
{ Government* ...	120	9,721	2,103	22,288	558	44,601	21,485	91,035	
{ Aided ...	47	3,667	...	...	...	10,077	15,058	25,135	
Middle vernacular ...									
{ Government* ...	18	1,512	86	2,979	100	5,993	841	9,999	
{ Aided ...	234	11,000	16,186	10,450	596	31,469	12,439	71,140	
{ Unaided ...	39	2,612	...	...	...	6,733	4,112	10,845	
Upper primary ...	834	29,328	4,079	27,339	1,758	46,844	14,990	95,010	
Lower ..	8,143	1,78,492	5,286	59,025	3,238	1,66,694	72,308	3,26,546	
Special schools ...	8	1,262	28,037	3,564	...	18,907	13,262	63,760	
Inspection ...	...	...	28,327	42,499	...	...	...	70,826	
Miscellaneous charges, including cost of buildings, scholarships, &c. ...	...	...	15,517	15,816	481	11,832	18,088	61,734	
Total ...	9,492	2,49,205	1,31,874	1,85,789	7,086	5,11,062	2,06,280	10,42,091	
Total for 1894-95 ...	8,792	2,33,466	1,39,901	1,69,957	8,215	4,85,539	2,04,399	10,03,011	

## CHITTAGONG DIVISION.

High ...									
{ Government* ...	4	967	11,302	...	...	18,056	280	29,638	
{ Aided ...	7	1,558	3,423	...	...	20,854	2,325	26,502	
{ Unaided ...	4	981	...	...	...	11,124	73	11,197	
Middle English ...									
{ Government* ...	31	2,712	522	7,274	110	10,748	4,505	23,159	
{ Aided ...	21	1,680	...	...	...	5,463	3,997	9,460	
Middle vernacular ...									
{ Government* ...	10	848	...	2,690	...	2,566	28	5,284	
{ Aided ...	112	6,480	9,752	6,404	144	16,753	3,406	36,459	
{ Unaided ...	15	927	...	...	...	2,237	1,223	3,459	
Upper primary ...	462	19,170	4,848	15,678	1,097	30,763	5,680	58,086	
Lower ..	4,242	105,596	7,333	36,781	935	1,07,839	52,774	1,85,662	
Special schools ...	5	1,016	6,969	2,700	...	4,133	11,532	24,734	
Inspection ...	...	...	15,847	22,833	...	...	...	38,680	
Miscellaneous charges, including cost of buildings, scholarships, &c. ...	...	...	12,762	8,418	95	3,711	9,878	34,864	
Total ...	4,913	141,935	72,158	1,02,778	2,381	2,34,267	76,600	4,87,184	
Total for 1894-95 ...	5,247	144,094	72,21	94,679	2,324	2,19,691	74,513	4,63,422	

\* Government schools include those under the management of District or Municipal Boards.

EDUCATION—SUBSIDIARY TABLE VIII—continued.

Return showing the expenditure (direct and indirect) on different classes of schools for general and special instruction for Indian boys and girls during the year 1895-96—continued.

PATNA DIVISION.

CLASS OF SCHOOLS.	Number of schools existing at the end of the year.	Number of pupils on the rolls at the end of the year.	EXPENDITURE FROM—					REMARKS.	
			Provincial revenues.	District funds.	Municipal funds.	Fees.	Other sources.		Total.
1	2	3	4	5	6	7	8	9	10.
			Rs.	Rs.	Rs.	Rs.	Rs.	Rs.	
High ... { Government* ...	7	2,648	12,854	...	...	59,070	6,667	78,591	
High ... { Aided ...	8	1,469	4,853	...	15	20,138	7,115	32,121	
High ... { Unaided ...	24	5,522	...	...	...	64,332	30,723	95,055	
Middle English ... { Government* ...	3	184	...	608	...	597	952	2,247	
Middle English ... { Aided ...	26	1,802	1,941	4,537	422	7,732	10,885	25,517	
Middle English ... { Unaided ...	17	887	...	...	...	3,566	4,456	8,021	
Middle vernacular ... { Government* ...	38	2,169	709	8,841	436	4,583	1,560	16,129	
Middle vernacular ... { Aided ...	4	376	1,090	318	300	647	1,120	3,475	
Middle vernacular ... { Unaided ...	13	685	...	...	...	133	4,393	4,526	
Upper primary ...	218	10,978	2,780	15,251	4,436	11,703	5,204	39,464	
Lower ,, ...	6,436	152,179	2,067	66,501	10,057	1,83,005	95,354	3,56,974	
Special schools ...	22	1,268	23,518	571	117	7,851	32,788	64,845	
Inspection ...	...	...	41,994	38,921	1,506	...	...	82,421	
Miscellaneous charges, including cost of buildings, scholarships, &c. ...	...	...	14,675	23,709	2,625	839	5,537	47,385	
Total ...	6,816	180,267	1,06,471	1,59,347	19,914	3,64,196	2,06,843	3,56,771	
Total for 1894-95 ...	6,560	169,749	1,17,450	1,51,346	17,730	3,38,621	1,90,023	3,15,170	

BHAGALPUR DIVISION.

High ... { Government* ...	5	1,118	12,089	1,300	950	22,868	2,425	39,632	
High ... { Aided ...	7	973	3,660	281	475	10,650	12,585	27,651	
High ... { Unaided ...	9	1,656	...	...	...	14,925	12,956	27,881	
Middle English ... { Government* ...	3	172	...	1,684	...	484	359	2,527	
Middle English ... { Aided ...	23	1,378	2,307	3,769	1,008	5,966	8,271	21,321	
Middle English ... { Unaided ...	5	225	...	...	...	494	2,125	2,619	
Middle vernacular ... { Government* ...	20	1,311	823	3,969	562	4,065	472	9,891	
Middle vernacular ... { Aided ...	27	1,556	1,393	3,076	377	4,047	3,069	12,562	
Middle vernacular ... { Unaided ...	3	125	...	...	...	166	2,487	2,653	
Upper primary ...	269	11,247	8,650	11,166	2,124	16,718	10,713	49,371	
Lower ,, ...	3,594	76,066	15,886	36,021	2,800	1,26,677	33,677	2,15,061	
Special schools ...	12	416	481	1,358	456	32	8,000	10,327	
Inspection ...	...	...	41,606	21,952	175	...	...	63,733	
Miscellaneous charges, including cost of buildings, scholarships, &c. ...	...	...	12,102	10,722	264	5,257	6,627	34,972	
Total ...	3,977	96,243	98,997	95,293	9,191	2,12,949	1,03,766	5,20,201	
Total for 1894-95 ...	3,783	89,597	99,337	90,415	8,371	1,92,511	76,521	4,67,155	

ORISSA DIVISION.

High ... { Government* ...	3	622	9,378	...	...	12,167	...	21,545	
High ... { Aided ...	6	733	3,987	...	624	7,940	3,217	15,768	
High ... { Unaided ...	1	47	...	...	...	522	1,276	1,797	
Middle English ... { Government* ...	2	144	331	347	...	789	7	1,474	
Middle English ... { Aided ...	35	2,029	2,533	7,364	...	5,627	9,728	25,252	
Middle English ... { Unaided ...	3	145	...	...	...	173	1,224	1,397	
Middle vernacular ... { Government* ...	17	705	1,164	3,610	416	540	8	5,738	
Middle vernacular ... { Aided ...	29	1,305	2,415	3,421	150	1,215	6,834	13,035	
Middle vernacular ... { Unaided ...	2	64	...	...	...	68	314	382	
Upper primary ...	270	3,723	3,838	12,296	2,094	9,202	2,798	30,238	
Lower ,, ...	6,298	94,156	7,764	26,513	1,671	1,90,241	33,619	2,60,008	
Special schools ...	6	314	17,163	220	...	3,679	1,188	22,250	
Inspection ...	...	...	19,904	20,669	159	...	...	40,932	
Miscellaneous charges, including cost of buildings, scholarships, &c. ...	...	...	11,838	9,432	239	639	5,632	27,980	
Total ...	6,672	1,08,987	80,315	84,072	5,353	2,32,602	65,244	4,67,786	
Total for 1894-95 ...	6,314	1,01,097	74,282	78,670	5,308	2,19,952	59,316	4,37,558	

\* Government schools include those under the management of District or Municipal Boards.

## EDUCATION—SUBSIDIARY TABLE VIII—concluded.

Return showing the expenditure (direct and indirect) on different classes of schools for general and special instruction for Indian boys and girls during the year 1895-96—concluded.

## ORISSA TRIBUTARY MAHALS.

CLASS OF SCHOOLS.	Number of schools existing at the end of the year.	Number of pupils on the rolls at the end of the year.	EXPENDITURE FROM—						REMARKS.	
			Provincial revenues.	District funds.	Municipal funds.	Fees.	Other sources.	Total.		
1	2	3	4	5	6	7	8	9	10	
High	{ Government* Aided ... Unaided ...	... 1	... 118	Rs. ... Rs. ...	Rs. ... Rs. ...	Rs. ... Rs. ...	Rs. ... Rs. ...	Rs. ... 2,814	Rs. ... 2,814	
Middle English	{ Government* Aided ... Unaided ...	... 6	... 512	Rs. ... Rs. ...	Rs. ... Rs. ...	Rs. ... Rs. ...	Rs. ... Rs. ...	Rs. ... 5,380	Rs. ... 5,380	
Middle vernacular	{ Government* Aided ... Unaided ...	... 12	... 618	Rs. ... Rs. ...	Rs. ... Rs. ...	Rs. ... Rs. ...	Rs. ... Rs. ...	Rs. ... 136 4,002	Rs. ... 4,138	
Upper primary	...	55	1,853	Rs. ...	Rs. ...	Rs. ...	Rs. ...	821 5,642	6,463	
Lower	...	1,115	12,660	Rs. ...	Rs. ...	Rs. ...	Rs. ...	40,015 7,121	47,136	
Special schools	...	1	4	Rs. ...	Rs. ...	Rs. ...	Rs. ...	280	280	
Inspection	...	...	...	3,199	Rs. ...	Rs. ...	Rs. ...	3,519	6,718	
Miscellaneous charges, including cost of buildings, scholarships, &c	...	...	...	730	Rs. ...	Rs. ...	Rs. ...	2,751	3,481	
Total	...	1,190	15,765	3,929	...	...	...	40,972 31,509	76,410*	* Of this, Rs. 31,816 were contributed by Native States.
Total for 1894-95	...	1,095	14,983	3,493	...	...	...	37,299 34,042	74,834	

## CHOTA NAGPUR DIVISION.

High	{ Government* Aided ... Unaided ...	5 3 1	1,110 543 74	11,621 2,705 ...	Rs. ... Rs. ... Rs. ...	Rs. ... Rs. ... Rs. ...	Rs. ... Rs. ... Rs. ...	18,986 1,875 681	1,258 8,084 4,238	31,865 12,644 4,919
Middle English	{ Government* Aided ... Unaided ...	35 1	2,171 43	10,036 ...	Rs. ... Rs. ...	Rs. ... Rs. ...	Rs. ... Rs. ...	744 3,016 16	16,334 44	30,730 60
Middle vernacular	{ Government* Aided ... Unaided ...	20 13 2	1,274 665 119	4,536 2,216 ...	Rs. ... Rs. ... Rs. ...	Rs. ... Rs. ... Rs. ...	Rs. ... Rs. ... Rs. ...	314 552 15	1,208 1,449 90	501 1,409 105
Upper primary	...	188	6,427	11,592	Rs. ...	Rs. ...	Rs. ...	801 5,186	11,918	29,497
Lower	...	2,555	63,477	54,303	Rs. ...	Rs. ...	Rs. ...	1,361 42,324	33,482	1,31,470
Special schools	...	39	374	7,612	Rs. ...	Rs. ...	Rs. ...	36	1,740	9,388
Inspection	...	...	...	40,362	Rs. ...	Rs. ...	Rs. ...	...	138	40,500
Miscellaneous charges, including cost of buildings, scholarships, &c.	...	...	...	20,271	Rs. ...	Rs. ...	Rs. ...	178 2,143	31,060	53,655
Total	...	2,812	76,277	1,65,254	...	...	...	3,948 76,940	1,10,876	3,57,018
Total for 1894-95	...	2,469	69,839	1,57,414	...	...	...	3,454 72,109	94,325	3,27,302

## SUMMARY.

Return showing the expenditure on different classes of schools for general and special instruction for Indian boys and girls in the Lower Provinces of Bengal, during the year 1895-96.

High	{ Government* Aided ... Unaided ...	56 186 145	15,237 28,565 35,505	1,92,725 93,267 ...	Rs. ... Rs. ... Rs. ...	Rs. ... Rs. ... Rs. ...	Rs. ... Rs. ... Rs. ...	Rs. ... Rs. ... Rs. ...	Rs. ... Rs. ... Rs. ...	Rs. ... Rs. ... Rs. ...	
Middle English	{ Government* Aided ... Unaided ...	20 631 223	1,904 46,935 15,397	5,382 31,689 ...	Rs. ... Rs. ... Rs. ...	Rs. ... Rs. ... Rs. ...	Rs. ... Rs. ... Rs. ...	300 4,827 5,718	13,549 2,15,162 51,188	2,470 1,76,099 66,879	27,188 5,47,687 1,18,967
Middle vernacular	{ Government* Aided ... Unaided ...	187 841 145	11,845 45,484 8,649	10,952 55,183 ...	Rs. ... Rs. ... Rs. ...	Rs. ... Rs. ... Rs. ...	Rs. ... Rs. ... Rs. ...	2,898 6,593 19,543	34,752 1,38,134 27,214	5,601 1,15,135 27,214	89,833 3,80,301 46,757
Upper primary	...	4,121	160,028	60,247	Rs. ...	Rs. ...	Rs. ...	1,48,497 20,687	2,37,211	1,13,038	5,79,680
Lower	...	50,201	1,144,484	1,49,692	Rs. ...	Rs. ...	Rs. ...	4,25,404 42,480	15,22,198	4,82,658	26,22,522
Special schools	...	201	8,131	2,15,303	Rs. ...	Rs. ...	Rs. ...	16,376 2,000	75,758	1,10,765	4,20,803
Inspection	...	...	...	3,23,484	Rs. ...	Rs. ...	Rs. ...	2,680	...	3,786	5,90,954
Miscellaneous charges, including cost of buildings, scholarships, &c.	...	...	...	1,63,106	Rs. ...	Rs. ...	Rs. ...	1,08,199 10,960	90,032	1,57,137	5,19,434
Total	...	56,977	1,522,073	12,91,610	...	...	...	1,08,292 35,38,626	15,80,976	77,06,368	
Total for 1894-95	...	55,872	1,486,140	13,29,865	...	...	...	1,01,949 33,12,636	15,02,393	73,59,629	

\* Government schools include those under the management of District or Municipal Boards.