

GENERAL REPORT

Recd. 6.12.89. Regr. No. 8769 v1

Accompaniment to EDUCATION.

D. No. 432

PUBLIC INSTRUCTION IN BENGAL

FOR

1888-89.

Calcutta:

PRINTED AT THE BENGAL SECRETARIAT PRESS.

1889.

Price Rs. 2.

CIRCULAR No. 13.

TO ALL INSPECTING OFFICERS IN THE CHOTA NAGPORE DIVISION

Calcutta, the 31st October 1889.

THE Government of Bengal has, in a Resolution on the Administration Report of the Chota Nagpore Division, dated the 26th August 1889, recorded the opinion that the increase in the number of aboriginal pupils in schools is not in proportion to the increased grants lately sanctioned. The scarcity that prevailed last year was, probably, one of the causes of this unsatisfactory result; but now that it has happily passed away, strenuous efforts should be made to attract more aboriginal pupils to schools and to bring them under efficient instruction. The Government has also drawn attention to the scanty success achieved by these pupils at the departmental examinations, and asked the Education Department to pay special attention to the welfare of this class of students.

2. Hereto annexed is a comparative statement giving, district by district, the statistics of aboriginal race education for five years. The figures indicate progress in regard to the numbers at school, but I entirely agree with the Commissioner of the Division in thinking that the results of the upper primary and middle examinations are not encouraging.

3. It must be borne in mind that three of the districts, namely, Hazaribagh, Manbhoom, and Singbhoom, have in recent years been each granted an additional sum of Rs. 2,000 a year for the encouragement of Sonthal education.

4. Some of the most experienced officers are of opinion that for the present and for some years to come, special measures for the encouragement of aboriginal race education are called for. Among those recommended for adoption and already in partial operation in some tract or other, the following deserve special notice:—

- (1) To enlist the sympathy of the village headmen and elders in the cause of education, by the formation of local punchayets and by the Sub-Inspector's personal communication with them at the time of his visit.
To appoint gurus and inspecting gurus of the aboriginal races, especially relatives of men of influence in the community, who possess the requisite educational fitness. The best of them to be recommended for suitable employment under other departments, if practicable.
- (3) To pay the inspecting gurus a fixed stipend of Rs. 5 and a large bonus varying according to results achieved, but not exceeding Rs. 50 a year. The reward-payments to be made before the assembled gurus and men of influence, the reason of the higher or the lower payments being briefly explained to the assembly:
- (4) Gurus to be paid rewards at double rates for passing aboriginal pupils at the lower and upper primary scholarship examinations.
- (5) Special rewards in kind to aboriginal boys and girls who pass the lower primary or upper primary examination with credit. Occasional or periodical money rewards to pupils who attend school regularly also deserve trial.
- (6) Sub-Inspectors to spend 18 hours in each aboriginal patshala, at every other visit, so as to acquire an intimate knowledge of the ways of the people and to gain their confidence.

5. Every intelligent officer will be able to suggest improvements on the lines indicated above; and in districts, where we have already a staff of circle pandits, these men should be specially utilized in maintaining the upper primary schools in a full standard of efficiency. If each circle pandit teaches the upper boys of a school with real zeal for a few days in the month, the impression on them cannot fail to be of a satisfactory character.

RADHIKA PRASANNA MUKHERJI,

Inspector of Schools, Presidency Circle.

NUMBER OF BOYS AT SCHOOL.

Year	Manbhoom.	Hazaribagh.	Lohardugga.	Singhbhoom.	Total.
1884-85	781	607	5,693	6,518	13,599
1885-86	1,048	649	5,252	5,846	12,795
1886-87	1,676	699	4,859	6,424	13,658
1887-88	1,727	720	5,592	6,917	14,956
1888-89	1,643	874	5,421	7,227	15,165

EXAMINATION RESULTS.

NUMBER OF SUCCESSFUL CANDIDATES.

(a) Middle examination.

Year.	Manbhoom.	Hazaribagh.	Lohardugga.	Singhbhoom.	Total.
1884-85	12	2	14
1885-86	2	4	6
1886-87	1	4	5
1887-88	9	...	9
1888-89	...	1	14	4	19

(b) Upper primary examination.

Year.	Manbhoom.	Hazaribagh.	Lohardugga.	Singhbhoom.	Total.
1884-85	1	...	2	10	13
1885-86	...	3	...	21	24
1886-87	...	3	4	29	36
1887-88	...	2	6	22	30
1888-89	...	1	...	2	3

(c) Lower primary examination.

Year.	Manbhoom.	Hazaribagh.	Lohardugga.	Singhbhoom.	Total.
1884-85	1	2	48	114	165
1885-86	4	...	57	89	150
1886-87	1	1	9	140	151
1887-88	5	17	45	189	256
1888-89	10	12	41	194	257

GENERAL REPORT

ON

PUBLIC INSTRUCTION IN BENGAL

FOR

1888-89.

Calcutta:

PRINTED AT THE BENGAL SECRETARIAT PRESS.

1889.

Price Rs. 2.

CONTENTS.

	PAGE.
I.—GENERAL SUMMARY	1
IA.—RECOMMENDATIONS OF THE EDUCATION COMMISSION	5
II.—CONTROLLING AGENCIES	6
III.—UNIVERSITY EDUCATION	13
UNIVERSITY EXAMINATIONS—	
First Examination in Arts	17
B.A. Examination	19
M.A. "	20
Premchand Roychand Studentship	21
IV.—SECONDARY EDUCATION	<i>ib.</i>
HIGH ENGLISH SCHOOLS	23
Entrance examination	<i>ib.</i>
MIDDLE ENGLISH SCHOOLS	27
Middle English examination	28
MIDDLE VERNACULAR SCHOOLS	29
Middle Vernacular examination	31
V.—PRIMARY EDUCATION	32
Upper primary schools	38
" " examination	40
Lower " schools	41
" " examination	43
Classification of lower primary schools	45
VI.—SPECIAL INSTRUCTION	<i>ib.</i>
A.—TRAINING SCHOOLS	46
Government training schools for masters	47
Aided training schools for masters	<i>ib.</i>
" " " for mistresses	<i>ib.</i>
Unaided " " " "	<i>ib.</i>
Guru-training classes	48
B.—OTHER SCHOOLS OF SPECIAL INSTRUCTION	<i>ib.</i>
Law	50
Medicine	<i>ib.</i>
Engineering	51
Art and industry	53
Government School of Art	<i>ib.</i>
Art Gallery, Calcutta	54
Industrial schools	<i>ib.</i>
Other technical schools	<i>ib.</i>
VII.—FEMALE EDUCATION	55
VIII.—EDUCATION OF EUROPEANS	59
IX.—EDUCATION OF MUHAMMADANS	67
X.—EDUCATION OF ABORIGINAL AND BACKWARD RACES	71
XI.—INDIGENOUS EDUCATION	73
XII.—PREPARATION AND DISTRIBUTION OF TEXT-BOOKS	75
STATISTICAL RETURNS—	
GENERAL TABLES I—VII	i—xi
SUBSIDIARY TABLES I & II	xiv—xv

REPORT

ON

PUBLIC INSTRUCTION IN BENGAL,

1888-89.

I.—GENERAL SUMMARY.

THE object of an annual report appears to be twofold—(1) to apprise the Government of the general aspects and results of the operations for the year, (2) to serve as a record for future reference. For the former purpose the report need not go so fully into details as for the latter; and for the latter purpose it would seem to be sufficient if a full report were prepared every alternate year. In accordance with these principles, I have ventured, at the instance of Sir Alfred Croft, and in conformity with what he understands to be the wishes of Government, to reduce considerably the dimensions of the present report, and it is hoped that the course followed may meet with the approval of Government.

2. The following statement summarises the comparative statistics of educational institutions of all classes submitting returns to the Department for the last two years:—

CLASS OF INSTITUTIONS.	1887-88.		1888-89.		Average number of pupils, 1888-89.
	Schools.	Pupils.	Schools.	Pupils.	
<i>Public institutions—</i>					
University	33	4,494	32*	5,168	161
Colleges ...	299	68,628	329	74,660	226
Secondary ... { High English schools ...	763	56,470	795	58,934	74
{ Middle do. do. ...	1,189	67,032	1,225	69,777	56
{ Do. Vernacular schools	3,033	112,648	3,085	115,775	37
Primary ... { Upper primary do.	45,596	991,110	44,854	982,126	21
{ Lower do. do.	235	6,626	264	7,393	28
Special (including Madrassas)	2,286	49,226	2,335	51,033	21
Female ...					
Total	53,434	1,356,224	52,919	1,364,866	
<i>Private institutions—</i>					
(1) Advanced, teaching—					
(a) Arabic or Persian ...	1,710	18,832	2,208	24,911	11
(b) Sanskrit ...	1,300	12,373	1,383	15,037	10
(2) Elementary, teaching a vernacular only or mainly—					
(a) With 10 pupils and upwards	454	7,686	361	6,181	17
(b) With less than 10 pupils ...	3,713	22,623	3,680	21,977	6
(3) Elementary, teaching the Koran only	2,635	32,773	3,707	44,958	12
(4) Other schools not conforming to departmental standards ...	236	2,434	370	4,170	11
Total	10,048	96,721	11,709	117,284	
GRAND TOTAL	63,482	1,452,945	64,628	1,482,150	

* Excluding the Bishop's College and the Roberts Memorial College, which furnished no general returns.

GENERAL
SUMMARY.

The net result of the educational operations of the year was a gain of 1,146 schools and of 29,205 pupils. Under the head of public institutions there was a decrease of 515 schools, which is accounted for by the loss of 1 college and of 742 lower primary schools, all the other classes of schools showing some accession to their number. As pointed out in the note to the above table the loss of one college is merely nominal, there being really a gain of one. The pupils attending public institutions increased by 8,642, and this increase was shared by all classes of schools except lower primaries, in which the pupils fell off by 3,984. The causes of the decline in the number of lower primary schools and their pupils will be discussed under the heading of primary education. Private institutions increased by 1,661, and the pupils attending them by 20,563. All sorts of private institutions show an increase in their number as well as in the number of their pupils with the exception of elementary schools, the number of which decreased by 126, and the pupils attending which diminished by 2,151.

3. The following figures show the comparative increase and decrease in institutions of all classes, and of their pupils, during the last nine years:—

In 1881	there was a gain of	8,131	schools and	109,459	pupils.
" 1882	" "	10,572	ditto	178,156	"
" 1883	" "	10,809	ditto	204,447	"
" 1884	" "	1,369	ditto	81,517	"
" 1885	" "	2,384	ditto	77,571	"
But in 1886	" a loss of	15,108	ditto	112,151	"
In 1887	" "	191	ditto, but a gain of	4,073	"
Again in 1888	" a gain of	6,140	ditto and	90,843	"
" 1889	" "	1,146	ditto "	29,205	"

It is satisfactory to notice that the total number of schools and pupils has been steadily advancing from year to year, there having been some loss of schools in two years only, viz. 1886 and 1887.

4. The population of Bengal, excluding Cooch Behar, Hill Tipperah, and the Tributary States of Chota Nagpore, of which the schools are not included in our returns, amounted by the last census to 68,160,598, of whom 33,917,217 were males and 34,243,381 were females. Reckoned at the usual proportion of 15 per cent., the number of male children of school-going age would be 5,087,582, and the number of female children 5,136,507. Of the scholars in our returns, 13,91,797 are boys and 90,353 are girls. Hence, of all boys of a school-going age, over one in four is at school; of all girls of a school-going age, one in 57. As the number of towns and villages in Bengal is close upon 260,000, it appears that there is rather over one school to every five villages, a village being defined as that which has less than 5,000 inhabitants down to the smallest hamlet.

5. In the following table the schools are classified according to their management:—

	1888.		1889.		
	Schools.	Pupils.	Schools.	Pupils.	
PUBLIC INSTITUTIONS—					
<i>Under public management—</i>					
Maintained by Government	...	323	25,042	330	24,896
Ditto by District and Municipal Boards	...	209	12,332	217	12,901
<i>Under private management—</i>					
Aided by Government or by District or Municipal Boards	...	43,950*	1,115,633	42,774	1,106,551
Unaided	...	8,952	203,217	9,598	220,518
Total	...	53,434	1,356,224	52,919	1,364,866
PRIVATE INSTITUTIONS—					
Of indigenous instruction	...	10,048	96,721	11,709	117,284
GRAND TOTAL	...	63,482	1,452,945	64,628	1,482,150

* Excludes the Madhubani Sanskrit school with 39 pupils in Durbhanga and the Rivers Thompson Gautama pathshala with 26 pupils in Chuprah transferred to indigenous instruction.

The schools maintained by the Department increased by 7. The Government guru-training classes in connection with middle schools increased by 15, while the number of high English, upper primary, and lower primary schools maintained by the Department decreased by 1, 5, and 2 respectively. The schools maintained by District and Municipal Boards increased by 8. There was an increase of nine middle vernacular schools and a decrease of one upper primary school under this head. There was a loss of 1,176 schools under the heading of aided schools. This loss took place principally in lower primary schools.

6. The following table compares the departmental expenditure for the year with the budget provision, the figures being supplied by the Accountant-General. They include only those amounts which have been paid from or into Government treasuries on account of "Education."

BUDGET HEAD OF EXPENDITURE.	Sanctioned estimate for 1888-89.	Actuals for 1888-89.	REMARKS.
	Rs.	Rs.	
Direction	59,000	61,389	
Inspection	3,24,700	3,39,748	
Government colleges, general	4,57,800	4,54,177	
Ditto ditto, professional	1,02,560	96,614	
Ditto schools, general	5,82,101	5,57,390	
Ditto ditto, special	1,30,126	1,33,940	
Grants-in-aid (including primary schools)	5,73,300	5,58,633	
Scholarships	1,88,000	2,18,574	
Miscellaneous*	29,000	28,406	
Refunds	3,000	9,326	* Includes grants for the encouragement of literature.
	24,49,587	24,58,197	
Deduct Civil furlough and absentee allowance	
	24,49,587	24,58,197	
Total	24,49,587	24,58,197	
Less receipts including interest	5,38,660	6,23,674	
Net Government expenditure	19,10,927	18,34,523	

The net Government expenditure fell short of the sanctioned estimate by Rs. 76,404.

The receipts exceeded the estimate by Rs. 85,014. This increase is chiefly due to cash recoveries of previous years, amounting to Rs. 42,754, and to increased fee-receipts under the head of "Government Colleges, General," "Government Schools, Special," and "Miscellaneous."

The increase of Rs. 15,048 under "Inspection" is accounted for by the fact that the savings to the amount of Rs. 35,254 anticipated and deducted from the total grant have not been fully effected.

The saving of Rs. 3,623 in Government colleges, general, is mainly due to the retirement of the Rev. Lall Bihari De and the death of Mr. Tepper.

The decrease of Rs. 5,946 in Government colleges, professional, is due to the decrease in the boarding charges of the Civil Engineering College, Seebpore.

The decrease of Rs. 24,711 under Government schools, general, arises chiefly from the fact that the amounts sanctioned for expenditure from surplus balances and for petty construction were not wholly spent.

The increase of Rs. 3,814 in Government schools, special, is chiefly due to the increased charges sanctioned for the Calcutta School of Art.

The saving of Rs. 14,667 under the head of Grants-in-aid is owing to less expenditure in primary schools.

The increase of Rs. 30,574 under the head of Scholarships may be partly accounted for by the transfer to this head of scholarships payable from the primary grant. As the actuals for 1887-88 amounted to Rs. 2,10,193, the real increase is Rs. 8,381, which is probably due to the fact that deductions from scholarship bills for irregularity of attendance are smaller than before.

7. The following table compares the expenditure for the last two years as taken from the departmental returns. The class of instruction, and not the budget head of expenditure, is here made the basis of classification. The statement includes not only public expenditure, but expenditure from private sources, such as fees and contributions paid to the University and in all public

GENERAL
SUMMARY.

schools; it also includes the receipts and charges of medical education, and the charges for school buildings and European schools:—

HEAD OF CHARGE.	YEAR 1887-88.				YEAR 1888-89.			
	Expenditure from provincial revenues.	Expenditure from district funds.	Expenditure from municipal funds.	Total expenditure.	Expenditure from provincial revenues.	Expenditure from district funds.	Expenditure from municipal funds.	Total expenditure.
	Rs.	Rs.	Rs.	Rs.	Rs.	Rs.	Rs.	
University	89,000	1,27,000
Collegiate	2,75,000	6,21,000	2,55,000	6,39,000
Secondary	3,67,000	2,24,000	56,000	28,31,000	3,72,000	2,35,000	54,000	30,37,000
Primary	1,30,000	3,86,000	12,000*	24,16,000	1,36,000	4,09,000	13,000*	23,95,000
Female	1,37,000	24,000	7,000	5,94,000	1,45,000	23,000	12,000	5,92,000
Special	4,35,000	1,000	1,000	5,97,000	4,77,000	2,000	1,000	6,29,000
Scholarships	1,96,000	3,000	2,20,000	2,06,000	1,000	2,31,000
Buildings	1,19,000	2,000	2,000	1,52,000	1,75,000	2,000	3,000	2,64,000
Furniture and Apparatus.	4,000	1,000	6,000	4,000	3,000	8,000
Miscellaneous	46,000	77,000	2,000	1,42,000	42,000	80,000	2,000	1,46,000
Superintendence	3,93,000	2,11,000	6,07,000	3,96,000	2,01,000	6,00,000
Total	21,02,000	9,29,000	80,000	82,75,000	22,08,000	9,55,000	86,000	86,68,000

* Include contributions from the Khond Mehal Cess Fund in the Orissa Tributary Mehals.

The total educational expenditure increased by Rs. 3,93,000. The expenditure from provincial revenues and district funds increased by Rs. 1,06,000 and Rs. 26,000 respectively. The contributions from municipal funds increased from Rs. 80,000 to Rs. 86,000. Private contributions also increased from Rs. 51,64,000 to Rs. 54,19,000, or by Rs. 2,55,000. The expenditure from provincial revenues increased under almost all the heads except Colleges, Furniture and Apparatus, and Miscellaneous. The percentage of direct Government expenditure to the total cost of education was 25.4, as in the year before.

The expenditure incurred by the University increased by Rs. 38,000. The total expenditure under the head of collegiate education increased by Rs. 18,000, but the expenditure from provincial revenues decreased by Rs. 20,000. Secondary education shows an increase of Rs. 2,06,000, of which Rs. 16,000 only were met from the provincial revenues and the district funds taken together. Of this sum, Rs. 9,000 were spent on high English and Rs. 7,000 on middle English schools.

The total expenditure on primary education decreased by Rs. 21,000, the upper primary schools showing an increase of expenditure amounting to Rs. 15,000; while there was a decrease of Rs. 36,000 in the lower primary schools in consequence of the diminution in the number of these schools. The expenditure from provincial revenues and district funds taken together increased by Rs. 29,000, viz. by Rs. 10,000 in upper primary and Rs. 19,000 in lower primary schools. In each of the divisions of Burdwan and Patna there was an increase of expenditure amounting to Rs. 10,000 on primary education.

Female education shows a decrease of Rs. 2,000 in the total expenditure, there having been a decrease of Rs. 7,000 under primary education and an increase of Rs. 5,000 under secondary education. The expenditure from provincial revenues increased by Rs. 8,000, principally in European schools.

Special instruction shows an increase of Rs. 32,000 in the total expenditure and an increase of Rs. 42,000 in the expenditure from provincial revenues. Of the latter sum, Rs. 18,000 were on account of medical schools and Rs. 17,000 on account of professional colleges.

"Scholarships" show an increase in the public expenditure of Rs. 7,000. There was an increase of Rs. 56,000 in the expenditure from provincial revenues on account of "Buildings and Furniture," of which Rs. 39,000 took place in the expenditure incurred by the Public Works Department. The total cost of superintendence decreased by Rs. 7,000.

8. The fee-receipts of institutions under public management (Rs. 5,72,872) show an increase of Rs. 16,903 over those of the preceding year. There was an increase of Rs. 23,694 under general colleges, and some increase under

engineering and special schools, while other schools show some decrease. The fee-receipts increased slightly in aided colleges. In all other aided schools the fee-receipts decreased by Rs. 13,904. The amount of their local income from endowments and subscriptions decreased by Rs. 73,877. The amount of the Government grant paid from provincial and district funds to all classes of aided schools and colleges increased from Rs. 10,79,786 to Rs. 11,19,401.

9. The following table compares the progress of the pupils in all schools of general instruction for the last two years. The *higher stage* includes pupils in the first two classes of high schools; the *middle stage* includes pupils in the lower classes of those schools and in the higher classes of middle schools down to the point which marks the limit of primary instruction; the *upper primary stage* includes the higher section, and the *lower primary* the lower section of primary schools or classes; these last again being divided into those who are learning to read and those who are not learning to read printed books.

STAGE.	NUMBER OF PUPILS.		Increase.	Decrease.
	1887-88.	1888-89.		
High	18,210	23,941	5,731
Middle	43,603	47,395	3,792
Upper primary	78,144	78,461	317
Lower primary (higher section)	749,340	761,533	12,193
Ditto (lower section)	455,633	440,975	14,658
Total	1,344,930*	1,352,305	22,033	14,658
		Net increase	... 7,375	

* Exclusive of 174 pupils whose returns were not furnished.

The total number of pupils in secondary schools increased by 11,251, or by 5.8 per cent., but the number in the high and middle stages increased by 9,523. There was an increase of 12,193, or 1.6 per cent., in the higher section of the lower primary stage, but a decrease of 14,658, or 3.2 per cent., in the lower section of the lower primary stage. The number of pupils not reading printed books was 440,975, against 455,633 in the previous year.

IA.—RECOMMENDATIONS OF THE EDUCATION COMMISSION.

10. The District Boards constituted under Act III of 1885 (B.C.) received fuller development during the year under report, and some of their educational functions were delegated to Local Boards or to educational sub-committees. Some practical recognition of the value of Drawing as a branch of school instruction has been made by the University, which has prescribed it as an optional subject at the Entrance examination, and the Department has lately sanctioned proposals for the opening of Drawing classes in three of the collegiate schools. The importance of hostels in connection with high schools and colleges has been closely kept in view, and the zemindar of Mahishadal in Midnapur has lately contributed the munificent sum of Rs. 32,000 for the construction of the first floor of the Eden Hindu Hostel in Calcutta. The Patna District Board provided a sum of Rs. 20,000 for a hostel in connection with the local college, but the legality of the grant has been questioned. The Berhampore College, which was transferred to local management in 1887, has, during the year under report, been raised to the status of a first-grade college, and two second-grade colleges have been opened at Barisal since the close of the year without any aid from Government.

Babu Dina Nath Sen has continued to act as Inspector of Schools, Eastern Circle, in which post he has been recommended for confirmation on the appointment of Mr. Pope, the permanent incumbent, as Director of Public Instruction, Burmah. Dr. Praphulla Chandra Ray, who graduated in the United Kingdom, has lately been appointed a lecturer in the Presidency College. Special girls' scholarships were awarded for the first time to girls of Calcutta and its neighbourhood on the result of an examination in the books and subjects prescribed by Government in the Resolution dated the 13th September 1887, on the report of the Conference held in Calcutta in that year.

GENERAL
SUMMARY.

The special Muhammadan senior scholarships created by Government in 1886 were awarded for the first time on the result of the First Arts examination of 1889. Two Muhammadan Assistant Inspectors of Schools were appointed at the close of the year under report, one of whom was posted to Dacca and the other to Patna. Their chief duties have been defined to be the inspection of Muhammadan schools and the encouragement, generally, of the education of their co-religionists. Revised educational rules under the Bengal Local Self-Government Act have been submitted to Government, defining more clearly the respective duties of the District Boards and of the inspecting officers of the Department, and bringing into harmony the grant-in-aid rules for schools under the Boards with those for departmental schools.

II.—CONTROLLING AGENCIES.

CONTROLLING
AGENCIES.

11. The following changes took place in the staff of higher inspecting officers during the year.

Babu Chandra Mohun Mozumdar was on privilege leave for one month, from the 18th April 1888. It was not thought necessary to appoint any one to officiate for him. Babu Bireswar Chuckerbutty, Assistant Inspector of Schools, Chota Nagpore Division, was absent on privilege leave for three months, from the 16th June 1888, and Babu Mati Lal Maitra, Deputy Inspector of Schools, 24-Pergunnahs, acted for him. Babu Beni Madhab De, Assistant Inspector of Schools, Burdwan Division, was obliged, owing to prolonged ill-health, to take privilege leave for three months, from the 15th November 1888, and Babu Bhuban Mohan Niyogi, Deputy Inspector of Schools, Hooghly, was appointed to act for him. Mr. John Van Someren Pope, Inspector of Schools, Eastern Circle, was on furlough throughout the year, and Babu Dina Nath Sen continued to act for him. Maulavi Ahmed was appointed Assistant Inspector of Schools for Muhammadan Education in the Dacca and Chittagong Divisions, and joined his appointment on the 11th of March 1889. Mr. G. Bellett, Inspector of Schools, Rajshahye Circle, took privilege leave for the month of March 1889, and Mr. W. B. Livingstone, Principal, Rajshahye College, was appointed to act for him in addition to his other duties. Maulavi Muhammad Ibrahim, Assistant Inspector of Schools for Muhammadan Education in the Patna and Bhagulpore Divisions, joined his appointment on the 10th of March 1889.

12. The following statement shows the amount of inspection work done by the Inspectors of Schools, including the Joint-Inspector, Orissa, and the Assistant Inspectors:—

Statement of work done by Inspectors of Schools and their Assistants during the year 1888-89.

Name of Officer.	Days on tour.	Schools visited.
Rai Radhika Prasanna Mookerji Bahadur, Inspector of Schools, Presidency Circle	118*	246
Babu Chandra Mohan Mazumdar, Assistant Inspector of Schools, Presidency Division†	123	186
Babu Bireswar Chuckerbutty, Assistant Inspector of Schools, Chota Nagpore Division, from 1st April to 15th June 1888, and from 16th September to 31st March 1889‡	130	171
Babu Mati Lal Maitra, Officiating Assistant Inspector of Schools, Chota Nagpore Division, from 16th June to 15th September 1888, inclusive	56	72
Babu Brahma Mohan Mallik, Inspector of Schools, Western Circle	112	113
Babu Beni Madhav De, Assistant Inspector of Schools, Burdwan Division, from 1st April to 14th November 1888, and from 15th February to 31st March 1889§	39	60
Babu Bhuban Mohan Niyogi, Officiating Assistant Inspector of Schools, Burdwan Division, from 15th November to 14th February 1889, inclusive	61	97
Babu Radha Nath Rai, Joint-Inspector of Schools, Orissa Division	175	179
Mr. John Van Someren Pope, Inspector of Schools, Eastern Circle, on furlough
Babu Dina Nath Sen, Officiating Inspector of Schools, Eastern Circle	125	177

* Exclusive of 20 days on special duty at Darjeeling.

† On privilege leave for one month from 18th April 1888, and no one was appointed to act.

‡ On privilege leave for three months from 16th June 1888, and Babu Mati Lal Maitra, Deputy Inspector of Schools, 24 Pergunnahs, was appointed to act.

§ On privilege leave for three months from 15th November 1888, and Babu Bhuban Mohan Niyogi, Deputy Inspector of Schools, Hooghly, was appointed to act.

Name of officer.	Days on tour.	Schools visited.	CONTROLLING AGENCIES.
Babu Kailas Chandra Sen, Assistant Inspector of Schools, Chittagong Division ...	175	254	
Maulavi Ahmed, Assistant Inspector of Schools, Muhammadan Education, Dacca and Chittagong Divisions, from 11th to 31st March 1889*	
Mr. G. Bellett, Inspector of Schools, Rajshahye Circle†	185	239	
Dr. C. A. Martin, Inspector of Schools, Behar Circle ...	142	220	
Mr. J. Reuther, Assistant Inspector of Schools, Patna Division ...	184	227	
Babu Mathura Nath Chatterjee, Assistant Inspector of Schools, Bhagulpore Division ...	160	226	
Maulavi Mahomed Ibrahim, Assistant Inspector of Schools, Muhammadan Education, Patna and Bhagulpore Divisions, from 10th to 31st March 1889‡	
Mr. A. M. Nash, Inspector of European Schools ...	69	98	
Mr. H. A. Bamford, Assistant Inspector of European Schools ...	57	138	

* Joined his appointment on 11th March 1889.
 † On privilege leave for the month of March 1889, and Mr. W. B. Livingstone, Principal, Rajshahye College, was in charge of the current duties of the Inspector's office in addition to his own.
 ‡ Joined his appointment on 10th March 1889.

The only case that calls for special remark is that of Babu Beni Madhab De. It appears that this officer has again been prevented by indifferent health from paying the required number of visits to schools. The Circle Inspector, during the year under report, was detained at head-quarters for about two months and a half by special work. He had to render help to Mr. C. J. O'Donnell in the preparation of the educational statistics of the Burdwan Division from 1876 to 1885, and to Mr. H. H. Risley in connection with his report on the caste system of Bengal. Notwithstanding, his inspection tours fell short of those of the previous year by only nine days.

It has often been remarked that the Presidency Inspector is detained at head-quarters by certain exceptional duties. This year he was absent for 20 days on special duty at Darjeeling.

13. The following table shows the work done by the Deputy Inspectors:—

Statement of work done by Deputy Inspectors of Schools during the year 1888-89.

DISTRICTS.	Days on tour.	Number of schools visited.	Visits to secondary schools.	Secondary schools under inspection.	REMARKS.	
Burdwan Division	Burdwan ...	242	305	126	134	There is an additional Deputy Inspector for secondary schools in Burdwan whose work is not shown in the statement.
	Bankoorah ...	158	338	89	86	
	Beerbhoom ...	156	197	67	40	
	Midnapore ...	170	224	103	89	
	Hooghly ...	191	265	129	107	
	Howrah ...	151	243	57	54	
	Average for the Division ...	178	262	95	85	
Calcutta ...	87	168	12	...		
Presidency Division.	24-Pergunnahs...	151	168	89	157	Also in charge of the Terai portion of the Darjeeling district.
	Nuddea ...	172	294	139	87	
	Jessore ...	160	271	124	83	
	Khoolna ...	178	280	153	78	
	Moorshedabad ...	196	358	102	57	
	Average for the Division ...	171	274	129	92	
Rajshahye Division.	Dinagepore ...	152	145	80	30	Was on special duty throughout the year.
	Rajshahye ...	213	290	119	29	
	Rungpore ...	180	313	135	70	
	Pubna ...	230	430	130	58	
	Bogra ...	146	225	82	29	
	Darjeeling	
	Julpigoree ...	180	219	79	27	
Average for the Division ...	183	270	104	40		
Dacca Division ...	Dacca ...	172	323	162	165	
	Furreedpore ...	180	251	104	112	
	Mymensingh ...	170	308	134	99	
	Backergunge ...	171	383	167	99	
	Average for the Division ...	173	316	142	119	
Chittagong Division.	Chittagong ...	164	307	105	55	
	Noakhally ...	184	335	105	38	
	Tipperah ...	184	367	123	85	
	Average for the Division ...	177	336	111	59	

CONTROLLING
AGENCIES.

DISTRICTS.	Days on tour.	Number of schools visited.	Visit to secondary schools.	Secondary schools under inspection.	REMARKS.	
Patna Division ...	Patna ...	250	338	50	*14	
	Gya ...	211	353	74	*22	
	Shahabad ...	318	536	90	*21	
	Sarun ...	206	227	65	*23	
	Chumparun ...	206	314	41	*10	
	Mozufferpore ...	222	308	64	*17	
	Durbhunga ...	184	191	65	*17	
Average for the Division ...	228	324	64	18	* Excluding high English schools, which are not under the inspection of Deputy Inspectors in Behar.	
Bhagulpore Division.	Monghyr ...	213	382	61		*15
	Bhagulpore ...	204	226	70		*13
	Purneah ...	209	324	46		*11
	Maldah ...	174	298	79		*21
	Sonthal Pergunnahs.	210	157	44		*19
Average for the Division ...	202	277	60	16		
Orissa Division...	Cuttack ...	151	236	87		39
	Pooree ...	202	228	55		20
	Balasore ...	157	242	51		27
Average for the Division ...	170	235	64	29		
Chota Nagpore Division.	Hazaribagh ...	260	387	52		14
	Lohardugga ...	138	234	20		12
	Manbhoom ...	200	303	58	19	
	Singbhoom ...	163	314	31	9	
Average for the Division ...	190	309	40	13		

The prescribed minimum of 150 days was attained by all the Deputy Inspectors, except the Deputy Inspector of Bogra in the Rajshahye, and of Lohardugga in the Chota Nagpore, Division. It appears that the Deputy Inspector of Bogra suffered a great deal from fever in the months of November and March. The Assistant Inspector, Chota Nagpore Division, states that for two months together, viz. from the 11th of December to the 11th of February last, there was no Deputy Inspector in Lohardugga. The average length of tour has increased in all the divisions except the Dacca Division. Babu Sajjivan Lal, of Shahabad, heads the list with 318 days on tour and 536 schools visited *in situ*. No doubt this officer has displayed a very commendable activity, but it is impossible to suppose that all the schools visited by him received a very careful inspection. The outturn of inspection work done by the Deputy Inspector of Calcutta was below the average, but this has been satisfactorily accounted for.

14. The Inspectors' reports contain the usual complaints on the subject of the clerical work thrown on Deputy Inspectors. Mr. Bellett remarks:—"The report received from the Deputy Inspector of Rajshahye is written with his own hand, and both he and the Deputy Inspector of Rungpore complain, and with complete justice, that their inspection work is seriously interfered with by the amount of clerical work they have to perform. There can be no doubt that Deputy Inspectors would be better able to carry on their inspecting work if a clerk on small pay were attached to each." Other Inspectors write in a similar strain. In Cuttack the District Board have contrived for two successive years to impose on the Deputy Inspector the duty of drawing up the District Board's report. Not only does this interfere with the Deputy Inspector's ordinary duties, but it deprives the Department of the opportunity of learning the independent views of the District Board on educational matters—a result which equally follows when District Boards, as is sometimes the case, adopt as their own, with the necessary changes, the reports of the Deputy Inspectors.

15. The following table shows the amount of work done by the Sub-Inspectors of each district taken together, and the average for each division :—

CONTROLLING AGENCIES.

Statement of work done by Sub-Inspectors of Schools during the year 1888-89.

DISTRICTS.	Number of Sub-Inspectors.	Days on tour.	Number of schools visited.	Schools under inspection.	REMARKS.	
Burdwan Division	Burdwan ...	6	1,175	1,792	1,329	
	Bankoorah ...	4	783	1,993	1,339	
	Beerbhoom ...	3	700	1,238	752	
	Midnapore ...	10	2,278	5,164	4,807	
	Hooghly ...	4	810	1,528	1,762	
	Howrah ...	2	337	772	715	
Average for the division, 29 officers...		...	209	430	362	
Presidency Division.	24-Pergunnahs...	8	1,876	2,623	2,037	
	Nuddea ...	6	1,326	2,539	818	
	Jessore ...	6	1,100	2,073	1,209	
	Khoolna ...	4	920	1,877	1,227	
	Moorshedabad ...	4	833	1,753	729	
Average for the division, 28 officers	216	390	215	
Calcutta ...	1	197	355	...		
Rajshahye Division.	Dinagopore ...	6	1,474	2,254	811	
	Rajshahye ...	3	595	882	420	
	Rungpore ...	5	968	1,406	899	
	Pubna ...	4	802	1,371	521	
	Bogra ...	2	374	678	403	
	Darjeeling ...	*1	159	225	29	
	Julpigoree ...	2	441	640	249	
Average for the division, 23 officers	209	324	145	
Dacca Division ...	Dacca ...	6	1,488	2,270	1,972	
	Furreedpore ...	4	861	1,725	1,654	
	Mymensingh ...	6	1,315	2,303	2,197	
	Backergunge ...	5	1,234	2,934	2,618	
Average for the division, 21 officers...		...	233	440	402	
Chittagong Division.	Chittagong ...	4	823	915	1,471	
	Noakhally ...	4	853	1,174	1,956	
	Tipperah ...	6	1,263	1,858	3,814	
	Chittagong Hill Tracts ...	† $\frac{1}{2}$	134	48	24	
Average for the division, 14 $\frac{1}{2}$ officers...		...	212	275	501	
Patna Division ...	Patna ...	4	823	1,492	1,847	
	Gya ...	4	1,042	2,275	1,187	
	Shahabad ...	4	882	1,437	669	
	Sarun ...	4	1,019	3,437	1,445	
	Chumparun ...	2	354	511	1,011	
	Mozufferpore ...	4	924	1,311	785	
Durbhunga ...	3	685	1,251	565		
Average for the division, 25 officers	229	468	300	
Bhagulpore Division.	Monghyr ...	3	761	1,380	1,378	
	Bhagulpore ...	4	859	1,311	1,289	
	Purneah ...	4	836	1,373	1,032	
	Maldah ...	2	429	750	363	
	Sonthal Pergunnahs ...	8	1,388	1,352	676	
Average for the division, 21 officers...		...	203	293	225	
Orissa Division	Cuttack ...	5	1,119	2,918	4,555	
	Pooree ...	2	502	1,002	1,668	
	Balasore ...	3	665	1,227	2,106	
	Orissa Tributary Mehals ...	5	1,270	1,156	1,163	
Average for the division, 15 officers	237	420	633	
Chota Nagpore Division.	Hazaribagh ...	†3	523	1,133	479	
	Lohardugga ...	4	891	1,348	538	
	Singbhoom ...	2	481	886	342	
	Manbhoom ...	†4	742	1,495	523	
Average for the division, 13 officers...		...	203	374	145	

* Excluisive of one Sub-Inspector on special duty.

† For six months only.

‡ Including education clerks.

CONTROLLING
AGENCIES.

In the Burdwan Division there is a slight decrease in the average length of tour. It appears that some of the Board Sub-Inspectors were required to do a great deal of desk-work, and in the district of Hooghly they were required to inspect pounds. The inspection of pounds is, as Mr. Clay remarks, "not exactly part of a School Sub-Inspector's duty." Babu Rasik Lal Das, Sub-Inspector of Schools, Rayna, Burdwan, has again displayed remarkable activity, heading the list with a tour of 270 days.

In the Presidency Division the number of visits to schools has declined in several instances, but the total number of miles travelled has increased in all the districts except the 24-Pergunnahs. This result may perhaps be attributed to the 20-mile rule. The Inspector is not satisfied with the amount of visits paid to schools by some of the Sub-Inspectors.

In the Rajshahye Division there is a very slight difference between the work of the year under report and that of 1887-88.

Babu Dwaraka Nath Ghatak of Nayagaon and Babu Pares Nath De of Kurigram seem to have fallen short of the prescribed minimum without any good reason.

The figures for the Dacca Division are satisfactory. In Chittagong the officers who worked all the year round have one and all attained the prescribed minimum of 200 days to be spent on tour. Those who have not attained it are those who have been either absent on leave, transfer, or deputation, or appointed months after the commencement of the year.

In the Patna Division all the Sub-Inspectors have exceeded the prescribed limit except Babu Aurang Behary Sahay of Sasseram. It appears that this officer was put to great inconvenience owing to the detention of his bills. Babu Bhairav Sahay again heads the list with 296 days on tour and 698 visits to schools. He is excelled in mere rapidity of movement by Maulavi Kasimuddin of Chupra. His record shows him to have travelled on an average 21.2 miles every day, and to have daily visited 5.6 schools *in situ*, not to mention the 116 schools examined by him in central gatherings. "Such," remarks Mr. Reuther, "are the effects of the present 20-mile rule." In the Bhagulpore Division there is a slight falling off in the average number of days of tour, and an increase in the number of schools visited. The outturn of work seems on the whole satisfactory, except in the case of John Chand Rai of the Sonthal Pergunnahs. It is pointed out in the report of the Assistant Inspector that owing to the different conditions of travelling in various parts of the country, and for other reasons, the number of miles travelled and the number of schools visited are but imperfect tests of the efficiency of inspecting officers. This has been frequently insisted on in previous departmental reports. But it seems necessary that the prescribed minimum of tour should never be lost sight of. There is, I fear, but too much reason to suppose that inspections are often performed hurriedly in order to swell the inspection return. In Orissa the work of the Board Sub-Inspectors seems to have earned the approbation of the Boards and of the Joint-Inspector. The Joint-Inspector speaks highly of the activity and efficiency of Babu Raghu Nath Ghose, the departmental Sub-Inspector. The Sub-Inspectors in the Orissa Tributary Mehals have also given satisfaction. The same may be said of the Sub-Inspectors in the Chota Nagpore Division, with the exception of Babu Gaya Ram Ghosh, education clerk of Manbhoom, who, in his capacity of *ex-officio* Sub-Inspector, having only the primary schools of the sudder thana to inspect, travelled over a distance of 2,243 miles in 85 days, or at the rate of about 26½ miles per diem. The Assistant Inspector is of opinion that it is not at all necessary to require education clerks to inspect schools. At any rate such extravagant and perfunctory inspections as that referred to above should be persistently discouraged. The temptation to travel more than 20 miles a day has now been removed. In accordance with a Resolution of the Government of India, which gives the necessary power to the Lieutenant-Governor, all officers of the Education Department drawing salaries not exceeding Rs. 200 a month are permitted to exchange their daily allowance for mileage.

In paragraph 3 of the Resolution on last year's report, it was suggested that the evil of over-travelling might be corrected by calling upon Sub-Inspectors to submit programmes of their tours beforehand. The Circle Inspectors have been consulted on the feasibility of this measure, and the

majority report against it. It appears that it has already been tried in the Presidency Division, and in some districts of the Eastern and Western Circle, and abandoned as impracticable. I am myself strongly of opinion that no good could possibly result from introducing it.

16. The work done by the chief gurus and inspecting pundits is shown in the following statement:—

DIVISION.	Number of men employed	Number of visits to schools.
Presidency	189	25,209
Calcutta	2	1,103
Burdwan	305	65,980
Rajshahye	56	20,602
Dacca	69	37,692
Chittagong	35½*	19,903
Patna	92	45,550
Bhagulpore	85	20,585
Chota Nagpore	17†	7,313
Orissa	84	48,586
Orissa Tributary Mehals	11	2,353
Total	945½	294,876

* Including Kyoank examiner, who works for six months only.

† Including 5 Sonthal Sub-Inspectors—properly speaking, inspecting pundits.

17. The educational functions of District Boards, and their position with regard to departmental officers, as constituted by the Local Self-Government Act and the rules framed under it, were fully set forth in last year's report. It is only necessary to notice briefly the main features of the educational administration of District Boards during the year, and to give some account of the relations that seem to have subsisted between them and departmental officers.

It was pointed out last year that the educational work of the Boards is in most districts dealt with in the first instance by educational sub-committees, whose proceedings are afterwards confirmed by the Boards. In other districts educational duties are transferred, together with the necessary funds, to Local Boards. In some districts both systems are now combined. In Jessore, for instance, the operations of the District Board in regard to education, both secondary and primary, were conducted by the Local Boards, subject to the control of a standing educational committee of its own. In the 24-Pergunnahs and Khulna the administration of education was not delegated to Local Boards. In Nuddea and Moorshedabad some duties are delegated to Local Boards and others retained in the hands of the District Board. All the districts of the Burdwan Division have educational sub-committees; Bankoorah apparently a remarkably active one. These deal in the first instance with educational questions, and the proceedings are confirmed by the Board. But in all the districts except Midnapore and Howrah the Boards have transferred their educational duties, in part or wholly, to the several Local Boards under them. In the district of Burdwan the District Board has transferred its powers of control and management of both primary and secondary schools to the Local Boards, and the Education Committee has now very little work to do. Mr. Clay considers this proceeding as "at least premature." In the district of Pubna there are two Local Boards entrusted with educational duties—one at Pubna and one at Serajunge. In Rajshahye there are three Local Boards—one at the sadar, one at Nayagaon, and one at Nattore, to whom primary education in their respective subdivisions has been made over. It does not appear that Local Boards have been entrusted with any educational duties in the Dacca Division. There are educational committees in the Dacca and Mymensingh districts. In the Patna Division, Chumparun is the only district as yet without a Local Board. In Mozufferpore and Shahabad the whole educational work of the district appears to have been made over to Local Boards. The other District Boards have reserved to themselves the entire control of educational affairs. There seem to be educational sub-committees in all the districts of the Patna Division. In Monghyr, in the Bhagulpore Division, the Local Boards have been entrusted with the conduct of primary education. In Cuttack primary schools have with the sanction of Government been made over during the year to Local Boards in the three subdivisions comprising the district. Though good results may be attained by the transfer of certain educational functions to Local Boards, it seems desirable that every District Board should

CONTROLLING
AGENCIES.

form a permanent educational committee. It appears that this is the only way of getting educational questions properly attended to. It is the opinion of Mr. Bellett that the Deputy Inspector should in all cases be a member of the District Board. The opinions expressed in other divisional reports seem to tend in the same direction. Much depends evidently upon the Chairman. Mr. Bellett ascribes the success of the Rajshahye and Rungpore District Boards to the interest which Mr. Phillips and Mr. Skrine take in educational matters.

18. It appears that there has been a considerable reduction of expenditure in the district of Bhagulpore. This is ascribed to want of funds. But the Assistant Inspector points out that in 1887-88 more than Rs. 4,000 was left unexpended. In 1888-89 the income from pounds and ferries having fallen, the Board prepared a budget for a sum less by about Rs. 2,000 than the allotment made by Government, and nevertheless more than Rs. 1,000 was left unexpended. In the current year more than Rs. 1,100 has been taken away from the education fund for dispensaries. In the Burdwan district the total unspent balance of the primary allotment for 1887-88 and 1888-89 amounts to Rs. 2,159. The Assistant Inspector states that there has been short expenditure of primary money not only in the Burdwan district, but in all other districts of the Burdwan Division. In the Presidency Division the Deputy Inspector of Jessore complains that a part of the primary allotment remains unspent, as no meeting of the District Board was held before the close of the year. Complaints come from certain quarters of delay in the despatch of business on the part of District Boards. It may be confidently expected that when the Boards have perfected their system a little more, the grievances alluded to will disappear. I have already mentioned another objectionable feature in the administration of District Boards—the saddling of Sub-Inspectors with the duty of inspecting pounds. This will be rendered impossible by the revised Local Self-Government rules now under the consideration of Government.

19. The position of Deputy Inspectors under the Local Self-Government Act is apt, under certain circumstances, to become anomalous and uncomfortable. There can be no doubt that in some districts Boards do not pay the attention to their suggestions which they deserve, and they are in consequence not as much respected by the Managers and masters of schools as they used to be. This, however, appears to be the exception and not the rule. No friction is reported this year from the Dacca or Chittagong Divisions. In Shahabad there is the same ill-feeling that prevailed last year. In Balasore there is some disagreement between the Local Board and the Deputy Inspector. In Puri a vexatious attitude appears to have been adopted towards the Deputy Inspector. In the Burdwan Division the recommendations of some Deputy Inspectors have been occasionally treated with injudicious neglect. I gather that in the Presidency Division there is a tendency to ignore the department in approving the appointment of middle school teachers that may be prejudicial to the interests of secondary education. It is evident that some Boards have not as yet realised the exact nature of the duties imposed upon them in connexion with education by the Local Self-Government Act. For instance, the Chairman of the Pubna District Board, quite misunderstanding the position of the Deputy Inspector as a departmental officer, concludes his report with the following paragraph:—“I think that the present arrangement, by which the Boards are responsible for the efficiency of primary education, while the Deputy Inspector, who should be their chief executive officer, is wholly under the Inspector, is not conducive to progress and the highest efficiency.” Mr. Bellett justly points out that the Chairman seems to be under the impression that the Board has nothing to do with middle schools. When a Board takes this view of the relations between itself and the Deputy Inspector, it is scarcely surprising that friction should arise. There can be no doubt, however, that the general aspect of the relations between the District Boards and the department is satisfactory. It seems that friction is most apt to arise when the Deputy Inspector is not a member of the District Board. In such a case it is very difficult for the Deputy Inspector to have the requisite knowledge of the Board's proceedings. The Board also lose the assistance of an experienced adviser. Misunderstandings must of necessity arise. I have already referred to Mr. Bellett's opinion that the Deputy Inspector should be an official member of the District Board. This is probably the best solution of the

problem, and it is the more necessary as the District Board obviously cannot devote much of its time to educational business. This is naturally disappointing to zealous departmental officers, and accounts for complaints about the apathy and inactivity of Boards in educational matters requiring immediate attention. On the whole the impression produced on my mind by an examination of the divisional reports is that it is essential for the successful working of the Local Self-Government Act, in connexion with education, that every Board should appoint a standing educational committee, that the Deputy Inspector should be a member of the District Board, and of course of the educational committee. It seems also very desirable that District Boards should furnish Circle Inspectors with copies of their own educational proceedings and of those of Local Boards subordinate to them.

20. In the Sonthal Pergunnahs, Darjeeling, and Chota Nagpore, where the Local Self-Government Act has not yet been introduced, the district committees continued to meet as usual. The committee of the Sonthal Pergunnahs held three meetings during the year under report, attended on an average by six members, and considered questions relating to the management of the zillah school, the administration of the primary grant, and the award of lower primary scholarships. In Darjeeling the district committee met twice to discuss matters connected with the zillah school. In Chota Nagpore, the Manbhoom, Hazaribagh, and Palamow committees met three times each during the year, and the Lohardugga and Singbhoom committees once only. Each committee, however, disposed of a variety of educational questions. It was pointed out in last year's report that the functions of the district committee are discharged in the Chittagong Hill Tracts by the Deputy Commissioner, and in the Orissa Tributary Mehals by the Superintendent.

CONTROLLING
AGENCIES.

III.—UNIVERSITY EDUCATION.

21. After the large increase of the previous year, the number of colleges remains practically stationary; the only addition being that of the college department recently opened in connexion with the Armenian Philanthropic Academy of Calcutta, with four students on its rolls. A grant at the rate of Rs. 20 a month for each Armenian student in that department, and limited for the present to a maximum of Rs. 100 a month, has been sanctioned since the close of the year; but the college ranks in the present returns as an unaided institution. The number of colleges has thus risen from 33 to 34, of which 11 are Government institutions, eight (including one under municipal management) receive grants-in-aid, and 15 (if the two branches of the Doveton are separately reckoned) are unaided.

UNIVERSITY
EDUCATION.

22. There has, however, been a large increase in the number of college students, though the increase has not been maintained quite at the rate of the previous year. The following table supplies the usual statistics of attendance for five years:—

Statement of Attendance in Colleges for General Education.

COLLEGES—GENERAL.	Monthly fee.	NUMBER ON THE ROLLS AT THE END OF THE YEAR				
		1895.	1896.	1897.	1898.	1899.
GOVERNMENT—						
<i>First-grade Colleges.</i>						
Presidency College	Rs. 12	204	180	258	333	399*
Hooghly "	6	141	143	104	156	157
Dacca "	6	149	131	193	250	280
Krishnaghur "	5	43	55	51	70	86
Patna "	6	174	204	189	270	314
Ravenshaw " Cuttack	4	29	38	52	60	71
Rajshahye "	3	57	44	78	110	89
Bethune School (College classes) ...	3	6	5	4	6	8
<i>Second-grade Colleges.</i>						
Sanskrit College	5	52	48	54	60	89†
Calcutta Madrassa	2	15	20	15	23	25
Chittagong College	3	23	26	39	45	55
Total	892	894	1,037	1,383	1,573

* Including 9 students of the Sanskrit College reading in both institutions, but excluding students of the Calcutta Madrassa reading in the Presidency College.

† Including 60 non-matriculated students reading for the Sanskrit Title examination.

UNIVERSITY
EDUCATION.

COLLEGES—GENERAL.	Monthly fee.	NUMBER ON THE ROLLS AT THE END OF THE YEAR.				
		1885.	1886.	1887.	1888.	1889.
MUNICIPAL—						
Midnapore College	5	23	21	24	42	55
AIDED—						
General Assembly's Institution	5	274	304	342	415	318
Free Church " "	5	289	273	202	203	243
St. Xavier's College " "	6	198	206	160	189	220
London Mission " Bhowanipore	5	70	64	61	83	42
St. Paul's School, Darjeeling (College classes)	10	...	3	5	5	12
Narail Victoria College " "	3	9	22	37
Uttarpara " " " "	4	29	57
Total	831	850	779	946	959
UNAIDED—						
Metropolitan Institution " " " "	3	506	556	590	837	862
City College " " " "	3	185	174	232	269	290
Doveton " " " " " "	10	46	25	16	16	19
La Martinière, Calcutta " " " "	Free	4	4	5	6	6
Albert College " " " " " "	3	34	37	55	111	148
Ripon " " " " " " " "	3	82	149	188	274	430
Maharajah's " Burdwan " " " "	Free	97	142	136	223	248
Jagannath " Dacca " " " " "	3	48	112	129	245	346
Berhampore " " " " " " " "	3	31	34	24	54	113
Bishop's " Calcutta " " " " " "	15*	10	14†
Tej Narayan Jubilee College, Bhagulpore	4	17	46
Bangabasi College " " " " " "	3	53	65
Roberts Memorial " Calcutta " " " "	10	3	2†
Doveton Institution for Young Ladies (College classes).	10	5	4
Armenian College, Calcutta " " " "	20*	4
Total	1,033	1,233	1,375	2,123	2,597
GRAND TOTAL	2,779	2,998	3,215	4,494	5,184

* Inclusive of board and lodgings.

† The general returns of these colleges have not been furnished; these students are consequently not shown in General Table III.

The increase in the number of college students varies with the amount of raw material provided in the shape of candidates passing the Entrance examination, nearly all of whom flock to the colleges at the commencement of the new session in the following June. The exceptionally large increase noticed in 1888 was explained by the high proportion of successful candidates at the Entrance examination of 1887, when 69 per cent. passed against 29 per cent. in 1886. So again, at the Entrance examination of 1888, 46 per cent. of the candidates passed, and thus swelled the number of college students at the close of the session in March 1889, though not so largely as in the previous year.

The total number of students advanced from 4,494 to 5,184, an increase of 690, against one of 1,279 the year before. The increase is thus distributed: 190 new students are found in Government colleges, 26 in aided, and 474 in unaided institutions. Classified otherwise, the students in the 19 colleges of Calcutta have increased by 322 (2,896 to 3,218); those in the 15 colleges of the mofussil by 368 (from 1,598 to 1,966).

23. The Metropolitan Institution continues to be by far the largest of all the colleges in the province (and probably in India), though its increase during the year has been but small. The credit of the largest increase belongs to the Ripon College of Calcutta and the Jagannath College of Dacca, both unaided, with additions of 156 and 101 respectively. Next comes the Presidency College with an increase of 66, and the (now unaided) Berhampore

College with an increase of 59. Both the Berhampore and the Midnapore Colleges have taken large strides since their transfer to local management; the strength of the former having increased in two years from 24 to 113, and that of the latter from 24 to 55. The increase of the college newly established under private management at Uttarpara, from 29 in the first year of its existence to 57 in the second, is also worthy of notice. So again is the rapid increase in the numbers of the Patna College, from 189 two years ago to 314. The Tej Narayan unaided college at Bhagulpore is also making good progress. Two colleges only have gone back; the Rajshahye College having lost 21 students and the General Assembly's Institution 67. The loss of 41 students in the London Missionary Society's Institution at Bhowanipore is only nominal, and is due to the exclusion from the returns of those students who at the close of the year had been sent up for their examinations. Of the other missionary institutions, the Free Church College (henceforth to be known as the 'Free Church of Scotland Institution and Duff College') has gained 40 students, and St. Xavier's 31.

24. It has been pointed out in two or three previous reports that the registers of colleges on the 31st December afford a far better indication of the actual strength of the colleges throughout the session than those of the 31st March. Under the regulations of the University, students who have failed at the First Arts or the B.A. examination are required to attend an affiliated college for a further course of six months before again appearing at the examination. This requirement is commonly fulfilled between January and March; and thus at the close of the year most of these students have withdrawn their names in order to escape the further payment of fees.

Before going on to make this comparison, it is necessary to explain that, in conformity with the dates at which the University examinations are now held, the session for first and third-year students closes on the 1st March, when they are promoted to the second and fourth-year classes; while for these latter classes (the students in which have meanwhile gone in for their examinations) the session is prolonged until June. Consequently on the 31st March there is, strictly speaking, no first-year or third-year class, while the second and fourth-year classes are doubled. Hence, no comparison is possible between the strength, on the 31st December and the 31st March, of the classes taken separately. But we can still compare the numbers reading for the First Arts, the B.A., and the M.A. examinations at the two dates; including in these numbers all students who have gone up for their examinations but whose names are still borne on the rolls of their colleges. The comparison is subjoined:—

CLASS OF INSTITUTIONS.	READING FOR F.A.		READING FOR B.A.		READING FOR M.A.		TOTAL.	
	On 31st December.	On 31st March.	On 31st December.	On 31st March.	On 31st December.	On 31st March.	On 31st December.	On 31st March.
Government colleges	1,191	1,051	505	423	116*	99*	1,812	1,573
Aided	748	703	304	292	13	19	1,065	1,014
Unaided	2,127	2,009	575	575	13	13	2,715	2,597
Total	4,066	3,763	1,384	1,290	142	131	5,592	5,184

* Including 50 students reading in the Sanskrit College for the Sanskrit Title examination.

The difference at the two dates is greatest, it will be seen, in the Government colleges, owing to their strictness in exacting fees so long as a student's name remains on the books. Altogether it appears that between December and March 303 F.A. and 94 B.A. students withdrew their names from the rolls of the colleges on the grounds above specified.

from Rs. 143 to Rs. 124, and the Government share of that cost from Rs. 63 to Rs. 50. The figures showing the cost of each student in the different colleges and classes of colleges are worth examination.

Other similar deductions can be derived from a comparison of the preceding table with the corresponding table in paragraph 51 of the report for 1887-88.

26. FIRST EXAMINATION IN ARTS.—The following statement gives the results of the First Examination in Arts held in February 1889:—

First Arts Examination, February 1889.

COLLEGES.	Candidates examined.	PASSED IN THE—			Total passed.
		First division.	Second division.	Third division.	
<i>Government—</i>					
Presidency College	129	7	13	38	58
Hooghly "	82	3	7	25	35
Dacca "	78	1	7	17	25
Krishnaghur "	40	...	5	11	16
Patna "	156	1	9	33	43
Ravenshaw " Cuttack	33	...	1	6	7
Rajshahye "	45	1	4	8	13
Bethune School	3	...	1	1	2
Sanskrit College	19	...	1	9	10
Calcutta Madrassa	20	...	1	5	6
Chittagong College	35	8	8
Total	640	13	49	161	223
<i>Municipal—</i>					
Midnapore College	28	...	1	6	7
<i>Aided—</i>					
General Assembly's College	157	1	9	52	62
Free Church "	60	...	4	12	16
St. Xavier's	89	...	4	10	14
London Mission College, Bhowanipur	34	1	1	10	12
Narail Victoria	16	8	8
St. Paul's School, Darjeeling	4	...	1	3	4
Uttarpara College	28	...	3	8	11
Total	388	2	22	103	127
<i>Unaided—</i>					
Metropolitan College	320	...	13	65	78
City "	87	...	5	22	27
Doveton "	8	...	3	1	4
Ripon "	161	...	4	35	39
Albert "	94	22	22
Bishop's "	4	4	4
Berhampur "	49	...	2	8	10
Maharajah's " Burdwan	151	...	3	21	24
Jagannath " Dacca	192	...	6	35	41
Tej Narain Jubilee College, Bhagalpur	20	2	2
Bangabasi College	45	1	2	9	12
Roberts Memorial "	2
Total	1,133	1	38	224	263
Teachers	101	9	9
GRAND TOTAL	2,290	16	110	503	629

The candidates who appeared at this examination were those who had matriculated in the 'Jubilee' year, when 69 per cent. passed the Entrance examination. It is therefore not very surprising that the proportion of successful candidates fell from 39 per cent. in 1888 to 27.5 per cent. in 1889. In Government colleges the percentage was 35, in aided colleges 32, and in unaided 23. Some of the smaller colleges did very well. Thus St. Paul's School, Darjeeling, and Bishop's College passed all their candidates, four in each case. From the college classes of the Bethune School two young ladies passed out of three. From the Doveton four passed out of eight, from the Sanskrit College 10 out of 19, and from the Narail Victoria College eight out of 16. Among the larger colleges the most successful were the Presidency with 45 per cent., the Dacca College with 41, Krishnagar with 40, and the General Assembly's Institution and Uttarpara College with just under 40.

Of all the candidates 28 per cent. were trained in Government colleges, 18 per cent. in aided colleges, and 54 per cent. in unaided. The Metropolitan Institution sent the large number of 320 candidates, but passed only 78,

or 24 per cent. The next highest numbers were 62 passing from the General Assembly's Institution, and 58 from the Presidency College.

27. The following table shows the religion of the candidates:—

First Arts Examination, February 1889.

	Number of candidates.	NUMBER PASSED IN THE—			Total passed.
		First division.	Second division.	Third division.	
Hindus ...	2,066	16	98	457	569
Muhammadans ...	116	...	5	16	21
Christians ...	35	...	4	14	18
Others ...	73	...	5	16	21
Total ...	2,290	16	110	503	629

In the previous year the numbers were—Hindus 435, Muhammadans 19, Christians 19, and 'others' 18.

28. Fifty-two senior scholarships were awarded on the results of the examination, including two special scholarships for girls, awarded to candidates from the Bethune School. The following is the list:—

Senior Scholarships, 1889.

COLLEGES.		First grade, Rs. 25 a month.	Second grade, Rs. 20 a month.	Total.
<i>Government—</i>				
Presidency College	...	4	6	10
Hooghly	"	3	4	7
Dacca	"	...	6	6
Krishnaghur	"	...	2	2
Patna	"	...	6	6
Ravenshaw	" Cuttack	...	2	2
Rajshahye	"	1	2	3
Bethune School	"	1*	1*	2
	Total	9	29	38
<i>Municipal—</i>				
Midnapore College	1	1
<i>Aided—</i>				
General Assembly's College	...	1	1	2
London Mission College, Bhowanipore	2	2
St. Paul's School, Darjeeling	1	1
Uttarpara College	2	2
	Total	1	6	7
<i>Unaided—</i>				
Metropolitan College	1	1
Doveton	"	...	1	1
Bangabasi	"	...	1	1
Burdwan Raj	"	...	1	1
Berhampur	"	...	1	1
Jagannath	" Dacca	...	1	1
	Total	1	5	6
	GRAND TOTAL	11	41	52

Of ten scholarships of the first grade awarded by open competition to male students, eight were won by students of Government colleges. Aided and unaided colleges did not succeed so well as in the previous year; the former winning 8 scholarships against 11 in 1888, and the latter 6 scholarships against 12.

Out of 50 winners of scholarships for male students, as many as 40 have elected to hold them in Government colleges, six in aided, and four in unaided. Last year 19 students elected aided or unaided colleges for the further prosecution of their studies. No less than 21 have chosen the Presidency College to read in for their degree.

It was pointed out in the last report that the Science course was losing popularity with students, as it was thought to be harder. It was also shown that the results of the B.A. examination of 1888 had reversed the experience of former years as to the relative difficulty of the two examinations. Consequently the number of scholars choosing the Science course has this year increased

* Special scholarships for girls.

from 21 to 27; 24 have chosen the course in literature, and one has joined the Civil Engineering College at Seebpore.

UNIVERSITY
EDUCATION.

29. B.A. EXAMINATION.—The following table shows the results of the B.A. examination of 1889:—

B.A. Examination, February 1889.

COLLEGES.	A. COURSE.					B. COURSE.					TOTAL.				
	Candidates.	Honours, 1st division.	Honours, 2nd division.	Pass.	Total passed.	Candidates.	Honours, 1st division.	Honours, 2nd division.	Pass.	Total passed.	Candidates.	Honours, 1st division.	Honours, 2nd division.	Pass.	Total passed.
<i>Government—</i>															
Presidency College ...	100	9	14	24	47	84	5	9	6	20	184	14	23	30	67
Hooghly " ...	20	...	3	3	6	9	...	1	2	3	29	...	4	5	9
Krishnaghur " ...	5	1	1	4	1	1	9	2
Dacca " ...	65	23	23	3	...	3	5	5	74	25	32
Patna " ...	54	18	21	3	...	1	3	4	62	...	3	21	25
Ravenshaw " Cut-tack.	10	2	2	10	2	2
Rajshahye " ...	17	6	6	5	3	3	22	9	9
Total ...	271	9	27	77	113	69	6	13	17	36	340	15	40	94	149
<i>Aided—</i>															
General Assembly's College.	82	1	6	18	25	7	1	1	89	1	6	19	26
Free Church College ...	79	...	2	22	24	9	1	1	88	...	2	23	25
St. Xavier's " ...	24	...	3	7	10	10	...	1	3	4	34	...	4	10	14
London Mission " Bhowanipore.	14	...	1	...	1	14	...	1	...	1
Total ...	199	1	12	47	60	26	...	1	5	6	226	1	13	52	66
<i>Unaided—</i>															
Metropolitan College...	170	2	5	60	67	3	173	2	5	60	57
City " ...	40	1	4	11	16	25	11	11	65	1	4	22	27
Kipon " ...	130	...	1	30	31	7	1	1	137	...	1	31	32
Bishop's " Seal-dah.	4	3	3	4	3	3
Berhampore College ...	8	...	1	2	3	8	...	1	2	3
Total ...	352	3	11	96	110	35	12	12	387	3	11	108	122
Teachers ...	107	...	2	21	23	21	5	5	128	...	2	26	28
Bachelors of Medicine ...	1	1	1	1	1	1	1
Sub-Inspector ...	1	1
GRAND TOTAL ...	930	13	52	241	306	152	6	14	40	60	1,082	19	66	231	368

The proportion of successful candidates fell from 40 per cent. in 1888 to 34 per cent. in 1889. The Government colleges maintain their superiority with 44 per cent. of successful candidates, followed by unaided colleges with 32 per cent., and aided colleges with 29 per cent. The Presidency College passed half its candidates, and Bishop's College passed 3 out of 4. The nearest to these were the Dacca College with 45 per cent., and the City, Rajshahye, St. Xavier's, Patna, and Ravenshaw Colleges, with from 40 to 42 per cent.

Of all the candidates, 930 took the Arts course and only 152 the Science course. Of the former, 33 per cent. were successful, and of the latter 39 per cent., thus again showing that the Science course is chosen by the best candidates. The number of candidates taking up Science has fallen from 171 to 152; and with regard to that decline the remark of last year may be repeated, that "the smaller the number of Science candidates the better the quality, and therefore the higher the percentage of those likely to pass." It may, however, be hoped that the results of the last two examinations will attract a larger number of students to the course in Science.

Though the number of candidates from Government colleges was less than one-third of the total, or 340 out of 1,082, yet the number of those who took honours at this examination was 55 out of 85, or nearly two-thirds. Out of 19 passing in honours in the first division from all colleges in Bengal, 14 were students of the Presidency College. Then again, out of 130 candidates from all colleges who took up the Science course, 69, or more than one-half, were taught in Government colleges. As was remarked last year, the special usefulness of Government colleges, and chiefly of the Presidency College, lies in the attention that they devote to the Science course, and also to the honour standard in both courses. The only two colleges under private management that pay considerable attention to Science are St. Xavier's and the City College; and out of 15 candidates that passed in Science from these two institutions, only one took honours.

UNIVERSITY
EDUCATION.

30. The religion of the B.A. candidates is shown in the following statement:—

B.A. Examination, February 1889.

	Number of candidates.	PASSED IN HONOURS IN—		Without Honours.	Total passed.
		First division.	Second division.		
Hindus ...	966	16	51	251	318
Muhammadans ...	57	1	4	13	18
Christians ...	19	0	5	6	11
Others ...	40	2	6	11	19
Total ...	1,082	19	66	281	366

In 1888 the number of Hindus was 287, of Muhammadans 12, of Christians 1, and of "others" 23. The last class practically consists of Brahmors.

31. On the results of the B.A. examination the following endowed scholarships on the foundation of the old Hindu College were awarded to the undermentioned students:—

NAME OF SCHOLAR.	Name of scholarship.	Monthly value of scholarship.
		Rs.
Mohini Kanta Ghattak ...	Burdwan scholarship ...	50
Satis Chandra De ...	Dwarka Nath Tagore scholarship ...	50
Bisesvar Bhattacharji ...	Bird scholarship ...	40
Himansu Nath Chakravarti ...	Ryan ditto ...	40
Hem Nath De ...	Hindu College Foundation scholarship ...	40
Sasi Bhusan Mookerji ...	Ditto ditto ...	40
Sarat Chandra Banurji ...	Gopi Mohan Tagore scholarship ...	30
Braja Durlabh Hazra ...	Hindu College Foundation scholarship ...	30
Gopal Chandra Banurji ...	Ditto ditto ...	30
Devendra Nath Bose ...	Ditto ditto ...	30
Sarat Chandra Mookerji ...	Ditto ditto ...	30

The Laha Graduate scholarship of Rs. 40 a month was awarded to Jyotis Chandra Mitra, of the Presidency College.

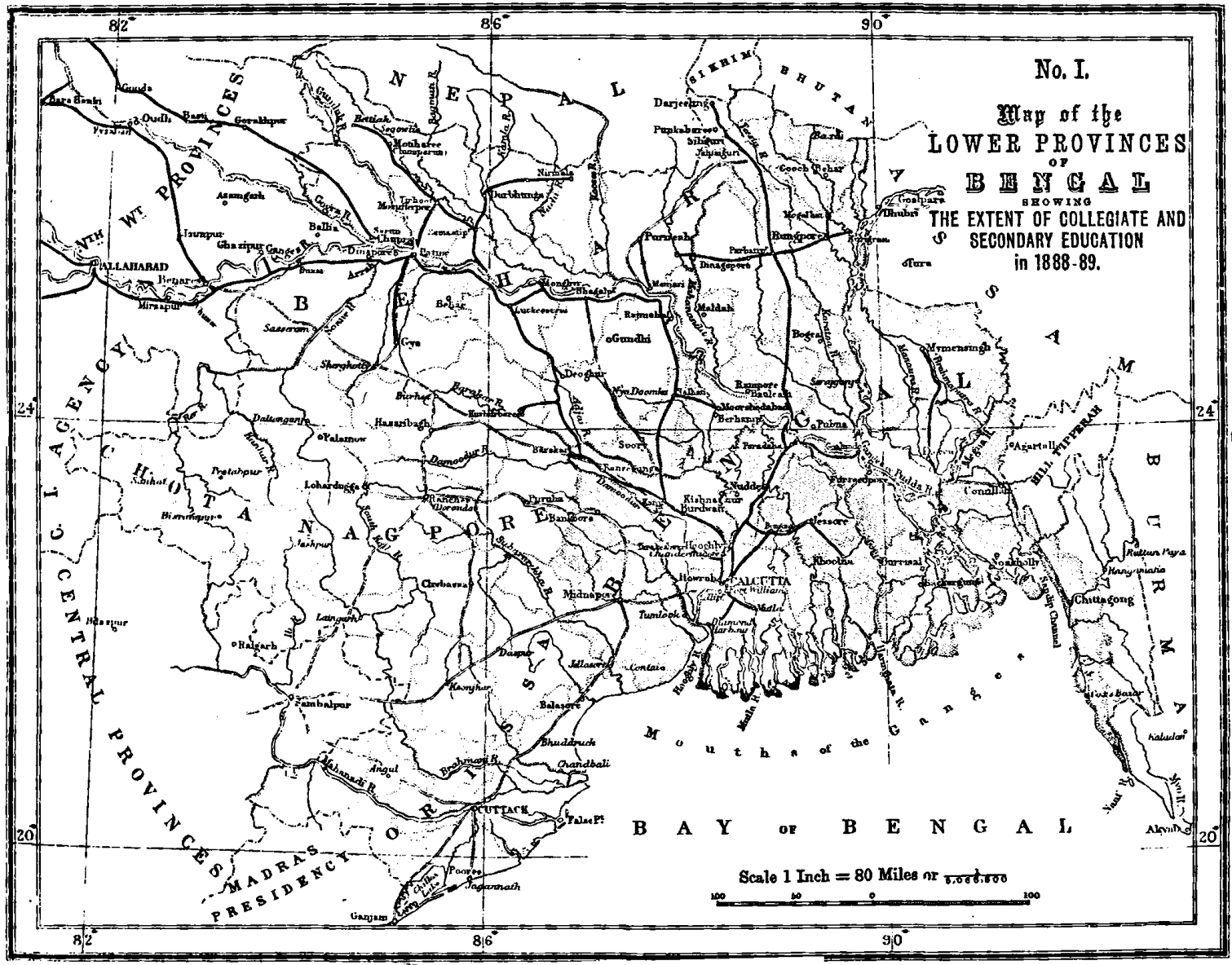
Graduate scholarships of Rs. 25 a month, payable from the Mohsin Endowment Fund, were awarded to Ashfaq Husain and Muhamad Azizul Huq, of the Presidency College, to enable them to read for the degree of M.A.

32. The following table shows the results of the M.A. examination held in November 1888:—

M.A. Examination, November 1888.

COLLEGES.	Candidates examined.	Candidates passed.
<i>Government—</i>		
Presidency College ...	39	23
Hooghly " ...	1	1
Dacca " ...	2	...
Sanskrit " ...	5	6
Krishnaghur " ...	1	...
Total ...	48	29
<i>Aided—</i>		
General Assembly's College ...	12	7
Free Church College ...	15	8
St. Xavier's " ...	2	1
Total ...	29	16
<i>Unaided—</i>		
Doveton College ...	1	...
Metropolitan College ...	15	7
City College ...	3	2
Total ...	19	9
Teachers ...	14	4
GRAND TOTAL ...	110	58

In the previous year 82 candidates appeared and 43 passed; namely, 27 from Government colleges out of 46, 10 from aided colleges out of 18, and 3 from unaided colleges out of 10, besides 3 teachers. The proportion of success is much the same as in the previous year, the chief point of difference being the greater number of candidates appearing and passing from colleges under private management. In some cases the connexion of the candidates with these colleges is believed to be merely nominal; and the Senate has recently ruled that "no candidate for the M.A. degree shall be regarded as a student of



REFERENCES.

- Class I. 10 per cent. and upwards.
- „ II. 5 to 9 per cent.
- „ III. 2½ to 5 „
- „ IV. below 2½ „

an affiliated institution unless he has been a student of such institution for a period of six months, and has attended a course of at least 50 lectures in the subject in which he desires to be examined."

On the literary side of the examination, 20 candidates (exclusive of teachers) passed in English, 16 in philosophy, and 5 in Sanskrit, or 41 in all. The number that passed in the scientific branches was much smaller, namely 2 in chemistry, 4 in physics, and 1 in physiology and botany; while 6 obtained the degree in mathematics. Altogether 23 candidates passed from the Presidency College (10 in English, 4 in philosophy, 3 in mathematics, and 6 in chemistry or physics); and 7, 8, and 7 from the General Assembly's Institution, the Duff College, and the Metropolitan Institution respectively. Of these last, 7 obtained the degree in English, 11 in philosophy, 3 in mathematics, and 1 (from the Metropolitan Institution) in physiology. The Sanskrit College passed 5 candidates, and the other colleges one or two each.

Of the 11 candidates who passed in the first division in various branches, 6 came from the Presidency and 3 from the Sanskrit College, while the General Assembly's Institution and the Duff College furnished one each. Only one of the successful candidates was a Muhammadan.

33. PREMCHAND ROYCHAND STUDENTSHIP.—The examiners reported that two candidates were of such nearly equal merit that they could not decide between them. Two studentships were therefore awarded—one to Abinash Chandra Basu for proficiency in pure and mixed mathematics, and one to Ramendra Sundar Trivedi for chemistry and physics. Both candidates had taken their M.A. degree from the Presidency College. No studentship had been awarded in the previous year, as no candidate came up to the required standard.

34. For the sake of brevity, the usual summaries of the reports of the different colleges are omitted from the present report.

IV.—SECONDARY EDUCATION.

35. The following statement gives the comparative statistics of secondary schools for native boys for the last two years:—

SECONDARY
EDUCATION.

	1887-88.		1888-89.	
	Schools.	Pupils.	Schools.	Pupils.
<i>High English—</i>				
Maintained by the Department ...	50	14,376	49	13,882
Ditto by Municipal Boards ...	6	1,443	6	1,402
Aided by the Department or by Municipal Boards ...	147	24,562	152	25,891
Unaided ...	89	27,049	112	31,947
Total ...	292	67,430	319	73,122
<i>Middle English—</i>				
Maintained by the Department ...	8	1,277	8	1,258
Ditto by Municipal or District Boards ...	12	993	12	957
Aided by the Department or by Municipal or District Boards ...	533	38,869	565	42,291
Unaided ...	192	13,512	190	12,729
Total ...	745	54,651	775	57,225
<i>Middle Vernacular—</i>				
Maintained by the Department ...	35	3,114	35	3,069
Ditto by Municipal or District Boards ...	154	8,764	163	9,494
Aided by the Department or by Municipal or District Boards ...	892	48,581	916	49,998
Unaided ...	108	6,563	111	7,216
Total ...	1,189	67,022	1,225	69,777
GRAND TOTAL ...	2,226	189,103	2,319	200,124

Secondary schools of all classes taken together have advanced from 2,226 to 2,319, or by 4.1 per cent., and their pupils from 189,103 to 200,124, or by 5.8 per cent. The increase in the number of schools has thus been attended by increased average numerical strength. High English schools show a gain of 27 schools and 5,692 pupils. Middle English schools have increased by 30 and their pupils by 2,574, while middle vernacular schools have increased by 36 and their pupils by 2,755.

SECONDARY
EDUCATION.

The number of departmental high English schools declined from 50 to 49, owing to the transfer of the Utterpara School to the control of a private Board of Management. All middle schools in extra-urban tracts, whether maintained or aided by the Department, have been transferred to the control of the District and Local Boards under the rules framed by Government in accordance with the Bengal Local Self-Government Act. As, however, aided schools were already under the management of Local Committees of their own, care has been taken to provide that no undue interference with their internal management is made by the Boards.

36. The following table shows in fuller detail the attendance and expenditure in schools of secondary instruction:—

CLASS OF SCHOOLS.	Number of schools.	Number of pupils on the rolls on the 31st March 1899.	Average number on the rolls, monthly, during the year.	Average daily attendance.	EXPENDITURE.						Total.
					FROM PUBLIC FUNDS.			FROM PRIVATE FUNDS.		Total.	
					Provincial revenues.	District funds.	Municipal funds.	Fees, &c.	Other sources.		
<i>High English.</i>											
Maintained by the Department ...	49	13,892	13,551	11,116	Rs. 1,32,705	Rs. ...	Rs. 3,315	Rs. 2,98,452	Rs. 24,785	Rs. 4,59,257	
Ditto by Municipal Boards ...	6	1,402	1,387	1,070	2,269	...	5,375	20,240	940	28,824	
Aided by the Department or by Municipal Boards ...	152	25,891	24,803	19,737	85,373	316	19,571	2,54,310	93,518	4,53,588	
Unaided ...	112	31,947	30,792	24,478	3,50,332	1,46,345	5,26,877	
Total ...	319	73,122	70,533	56,401	2,20,347	316	28,281	9,53,834	2,65,588	14,68,346	
<i>Middle English.</i>											
Maintained by the Department ...	8	1,258	1,256	1,033	10,995	...	615	9,433	43	21,091	
Ditto by Municipal or District Boards ...	12	957	870	690	240	2,587	1,720	3,295	1,326	9,668	
Aided by the Department or by Municipal or District Boards ...	565	42,281	39,435	30,754	25,874	1,17,264	10,313	1,58,315	1,63,659	4,75,425	
Unaided ...	190	12,729	11,776	8,122	30,305	53,369	89,274	
Total ...	775	57,225	53,337	41,599	37,109	1,19,851	12,648	2,01,953	2,23,897	6,95,458	
<i>Middle Vernacular.</i>											
Maintained by the Department ...	35	3,069	2,873	2,093	10,504	...	4,319	10,394	900	26,207	
Ditto by Municipal or District Boards ...	163	9,494	8,438	6,672	5	40,546	1,219	20,222	6,234	68,276	
Aided by the Department or by Municipal or District Boards ...	916	49,998	46,468	36,227	44,757	74,260	7,397	1,29,965	85,796	3,42,175	
Unaided ...	111	7,216	6,678	5,211	13,569	22,014	35,583	
Total ...	1,225	69,777	64,467	50,203	55,266	1,14,806	12,935	1,74,150	1,15,084	4,72,241	
GRAND TOTAL ...	2,319	200,124	188,327	148,203	3,12,722	2,34,973	53,344	13,29,937	6,04,569	25,36,045	
								19,34,506			

In the preceding year the expenditure on 2,226 secondary schools was Rs. 23,70,734, of which Rs. 5,88,995 were contributed from public funds, including provincial revenues, district funds, and municipal funds, and Rs. 17,81,739 from private funds. During the year under report the contributions from public sources amounted to Rs. 6,01,539, and from private sources to Rs. 19,34,506.

37. The great bulk of the secondary schools are in receipt of grants of public money, but an analysis of the foregoing table shows that in aided high schools the proportion of contribution from public sources to the total expenditure is only 23·2 per cent., in middle English schools 32·2 per cent., and in middle vernacular schools 37 per cent. When, however, it is borne in mind that to high schools the grant-in-aid rules allow a maximum grant up to 33 per cent. of the total expenditure (which in backward localities may rise to 40 per cent.), and to middle schools 40 to 50 per cent., it is clear that the several classes of secondary schools are aided on, by no means, a liberal scale. Again, there is a large body of schools—112 high English, 190 middle English, and 111 middle vernacular—which, for want of necessary funds, cannot for the present be placed on the aided list at all. The consequence is that these schools have to struggle on in the face of pecuniary difficulties, and to maintain a staff of teachers on low salaries, who cannot be expected to keep up a proper standard of efficiency or discipline. The Education Commission recommended (VIII, 21) "that a periodically increasing provision be made in the Educational budget of each province for the expansion of aided institutions." The Government of Bengal, while considering this recommendation, expressed the hope of being able to increase its grant-in-aid allotment for secondary schools by a sum of Rs. 20,000 or Rs. 25,000 every year, independ-

ently of the far larger increase that it proposed to make for primary education. Owing, however, to the pressure of other demands upon the finances, the Government has found itself unable to increase the grant-in-aid allotment to anything like the extent contemplated. In 1883-84 the Government expenditure on aided secondary schools for native boys was Rs. 3,12,314; in 1888-89, including the expenditure by District Boards, it was Rs. 3,47,844—showing an increase of Rs. 35,530 only in six years. In the same six years the expenditure on these schools from local sources, including municipal contributions, increased from Rs. 7,32,044 to Rs. 9,23,344. Again, while in 1883-84 the amount available for grants to schools for native boys and girls was Rs. 3,52,800, it rose in 1888-89 to Rs. 4,02,000, including Rs. 1,97,000 allotted to District Boards for grants-in-aid. That this increase of Rs. 50,000 in six years has not satisfied the increasing demand for grants-in-aid is no longer open to doubt, and the improvement of many secondary schools has in consequence received a check.

38. *High English schools.*—The figures for this class of schools are repeated below:—

	1887-88.		1888-89.	
	Schools.	Pupils.	Schools.	Pupils.
Maintained by the Department ...	50	14,376	49	13,822
Ditto by Municipal Boards ...	6	1,443	6	1,402
Aided by the Department or by Municipal Boards ...	147	24,562	152	25,891
Unaided ...	89	27,049	112	31,947
Total ...	292	67,430	319	73,122

The number of departmental schools declined from 50 to 49, owing, as before stated, to the transfer of the Utterpara Collegiate School to local management. The schools maintained by Municipal Boards are those at Santipore, Burdwan, Bali, Nattore, Ghatal, and Midnapore. Schools aided by the Department or municipalities, or both, have advanced from 147 to 152. This increase of five schools was the result of the following operations:—In the Presidency Division the Joynagore School ceased to be aided by the local municipality, and the old Tallygunge School was reduced to the middle class, while the middle English schools at Boral, Bishunpore, and Diamond Harbour were raised to the status of high English schools. There was thus a gain of one school. The increase of three aided schools in the Burdwan Division was due to the transfer of the Uttarpara Government School to the aided list and the conversion of the Bhoita and Raniganj Middle English into high schools. The gain of one school in the Chittagong Division is due to a grant being given to the Muradnagar High school in the Tipperah district. The 152 aided high schools are thus distributed:—Presidency Division 46, Burdwan 52, Rajshahye 9, Dacca 18, Chittagong 6, Patna 9, Bhagulpore 4, Orissa 6, and Chota Nagpore 2. Unaided high schools advanced from 89 to 112; many of them have submitted applications for grants. There is an increase of three schools in the Presidency Division, of three in the town of Calcutta, of five in the Burdwan Division, of seven in the Dacca Division, of two in the Patna Division, and of one in each of the divisions of Chittagong, Bhagulpore, and Orissa. These schools were thus distributed:—Calcutta 30, Presidency Division 20, Burdwan 16, Rajshahye 2, Dacca 20, Chittagong 4, Patna 14, Bhagulpore 4, and Orissa 2.

39. The following table compares the results of the Entrance examination for native boys for 1888 and 1889:—

Entrance Examination for Native Boys.

CLASS OF SCHOOLS.	1888.						1889.							
	Number of competing schools.	Number of candidates.	NUMBER PASSED IN THE—				Percentage.	Number of competing schools.	Number of candidates.	NUMBER PASSED IN THE—				Percentage.
			First grade.	Second grade.	Third grade.	Total.				First grade.	Second grade.	Third grade.	Total.	
Government schools ...	53*	1,219	167	301	252	720	59*	67†	1,135	77	170	194	441	38·9
Private schools (aided) ...	134	907	75	145	165	385	42·4	149	1,117	33	104	141	278	24·8
Ditto (unaided) ...	87	1,958	121	333	335	789	40·2	98	2,409	65	158	205	423	17·7
Private students and teachers	126	2	13	23	38	30·1	...	91	0	6	6·5
Total ...	279	4,210	365	792	775	1,932	45·8	304	4,762	175	432	548	1,153	24·2

* Including five municipal schools.
Ditto six ditto.

the best unaided schools, show very different degrees of success, the percentage of the youngest of them being less than 9, and of the main institution being nearly 33. The Brajamohan Institution, Barisal, passed 82.62 per cent. of its candidates. Some of the unaided schools show startling failures: the Dacca East Bengal Institution passed only 7 out of 129 candidates, the Simla High School none of its 52 candidates, the Training Academy none of its 29 candidates, the Bankipore Aryan Training School none out of its 30 candidates, the Broughton Institution none of its 23 candidates, and the Arrah National School none of its 21 candidates.

41. The following table shows the distribution of Government junior scholarships awarded on the results of the Entrance examination for the year 1888 and 1889:—

Distribution of Junior Scholarships, 1888 and 1889.

DIVISION.	1888.						1889.							
	First-grade scholar-ship, Rs. 20 a month.	Second-grade scholar-ship, Rs. 15 a month.	Third-grade scholar-ship, Rs. 10 a month.	Total.	First division.	Second division.	Third division.	First-grade scholar-ship, Rs. 20 a month.	Second-grade scholar-ship, Rs. 15 a month.	Third-grade scholar-ship, Rs. 10 a month.	Total.	First division.	Second division.	Third division.
Calcutta	2	5	10	17	17	1	5	10	16	16
Presidency	5	7	13	25	25	1	7	13	21	20	1	...
Burdwan	6	12	18	18	2	6	12	20	17	3	...
Rajshahye	6	10	16	14	2	6	10	16	7	9	...
Dacca	3	6	12	21	21	5	6	12	23	21	2	...
Chittagong	6	6	8	6	6	6	8	6	2	...
Patna	6	12	18	14	4	6	12	18	9	9	...
Bhagulpore	3	9	12	7	5	3	9	12	3	9	...
Orissa	6	10	10	3	7	...	1	4	6	11	4	7	...
Chota Nagpore	2	5	7	6	1	2	5	7	1	6	...
Total	10	47	95	152	133	19	...	10	47	95	152	104	42	6
<i>Girls' Scholarships.</i>														
Calcutta	1	1	1	3	3	1	1	1	3	1	2	...
GRAND TOTAL	11	48	96	155	136	19	...	11	48	96	155	105	44	6

It is noteworthy that while in 1888 only 19 scholarships in the more backward parts of the country were awarded to candidates passing in the second division, in 1889 no less than 42 scholarships have been awarded to such candidates in addition to the six scholarships gained by candidates passing in the third division in the Patna, Bhagulpore, Orissa, and Chota Nagpore Divisions.

42. The opinion seems to gain ground that the conduct of students in schools is rapidly deteriorating. This is due in a great measure to the example of the teachers. In the eager competition that goes on for fee-paying pupils, not only the inter-school rules, but the ordinary rules of morality are set at defiance. We hear of falsification of school registers and of accounts of income and expenditure as a common practice. It is impossible that teachers who stoop to such dishonourable conduct should retain the respect of their pupils. Indeed, it is hardly desirable that they should. Hence arises a spirit of lawless insubordination. This is fostered by the consciousness of the students that they are masters of the situation. The schools are competing for them, and are only too glad to take them on their own terms. In a single issue of a weekly Bengali newspaper there appeared advertisements from not less than seven high and middle schools offering various pecuniary inducements to boys who might choose to join the first class of any one of them. This system of stealing pupils is, I fear, on the increase. It is heart-breaking to conscientious teachers, and fosters ingratitude in the pupils. The position of Government high schools is of course sufficiently strong for the head-masters to enforce some kind of discipline if they choose to do so. As a rule, I believe the heads of Government schools are upright and conscientious men, and do exert themselves to the utmost to keep order in their schools and elevate the tone of the students. The same may be said also of the heads of many non-Government schools. But there can be no doubt that by so doing they expose themselves to considerable odium. I regret to say also that in some cases subordinate masters foment discontent among students and among parents and guardians. In one

case a head-master has been threatened with personal violence for desiring certain boys not to take part in a theatrical performance; in another, for noticing immoral conduct in a subordinate teacher.

43. Various remedies are suggested for the present unsatisfactory state of affairs. The University is appealed to to check the practice of sending up candidates rejected at the test examinations of other schools. The Senate has sanctioned regulations which tend to discourage this practice, and has empowered the Syndicate to refuse to recognise schools which show year after year bad results. It is obvious that all regulations which tend to check the growth of speculative and piratical schools tend also to foster discipline. But the measures taken as yet do not seem to be sufficiently drastic. I am myself of opinion that a strict system of licensing schools is required. No school should be allowed to receive pupils that has not been carefully inspected by a Government officer and received a license from Government, to be periodically renewed; and the University should so modify its regulations as to make it impossible for any unlicensed school to send up candidates to the Entrance examination.

It is suggested that stringent measures should be taken to ensure good moral character in teachers, by appointing them all on probation for a year or two, and by confidential reports to be submitted by the Deputy Inspectors to the Circle Inspector, and by the Circle Inspector, if necessary, to the Director. There seem to be some serious objections to the latter measure. For the regulation of the behaviour of pupils, conduct-registers are generally approved. It is remarked that "in this matter there should be a harmonious co-operation between the teachers and the guardians, to whom the conduct-registers should also be sent." I am afraid that this harmonious co-operation will be hard to establish. Of the desirability of establishing it there can be no doubt. Its absence is the great defect of our educational system. But as long as parents and guardians care only to see their sons pass, *quo cunque modo*, little improvement can be expected. There seems to be a pretty general consensus of opinion that much may be done by careful selection of passages to be read by students. The Inspector of the Presidency Circle states that vernacular readers consisting entirely of moral and humanising lessons have been largely introduced into schools during the year under report. A similar policy has been adopted by the Syndicate of the Calcutta University. Much is to be hoped from the establishment of hostels on a more extended scale. The Eden Hostel, towards which Rs. 32,000 has just been contributed by the zemindar of Mahishadal in Midnapore, for the construction of a first floor, will be a great boon to mofussil students residing in Calcutta. The inter-school rules have, no doubt, contributed to foster discipline. I have already stated that their principle has been followed out in recent regulations of the University. But the University can only deal with Entrance schools. I regret, however, to say that there is reason to think that the inter-school rules are in some cases used as engines of oppression. This tendency on the part of unscrupulous head-masters will need careful watching.

The question of punishments in schools is a very difficult one. It is clear that corporal punishment cannot be used in the case of the older boys. Such offenders should be punished with dismissal for any serious offence. It seems highly desirable also that, as Dr. Martin suggests, boys of advanced age, who fail to get promotion to the highest class and to pass the Entrance examination, if that be their aim, should be sent away. In fact, boys of advanced age should not be allowed to continue in a class with younger boys, as they almost always exert an evil influence. A strict rule should be made that a boy who fails to obtain promotion after two years in a class should leave. In the case of younger boys there can be no better punishment for serious offences than the rod. The objection usually made to fines is that they do not fall on the offender, but on the parents or guardians. But it is in some cases absolutely necessary that the offences of students should be brought home to their parents and guardians. In no other way than by pecuniary loss can they be made to take cognisance of them. It seems desirable also that all punishments inflicted should be recorded in each boy's conduct-register, and that the school history of students should be taken into account in the award of scholarships and prizes. But all remedial measures will be of no avail as long as it is in the power of a student

who leaves or is dismissed from a well-ordered school to get himself sent up to the Entrance examination by the unscrupulous head-master of some speculative institution, established for the sole purpose of making money.

The above remarks were written before seeing the Resolution of the Government of India on discipline and moral training in schools and colleges, published in the *Gazette of India* of the 17th August. I have allowed them to stand, as they are to a great extent based on the reports of departmental officers.

44. *Middle English schools.*—The following statement compares the statistics of these schools for native boys for the past two years:—

	1887-88.		1888-89.	
	Schools.	Pupils.	Schools.	Pupils.
Maintained by the Department ...	8	1,277	8	1,258
Ditto by Municipal and District Boards	12	993	12	957
Aided by the Department or by Municipal or District Boards ...	533	38,869	565	42,281
Unaided ...	192	13,512	190	12,729
Total ...	745	54,651	775	57,225

The number of schools maintained by the Department or by municipal and District Boards shows no change, the loss of the Gurbetta Board School in the Burdwan Division being counterbalanced by the conversion of the Bagaha Vernacular School in Chumparun into a middle English school. The aided middle schools have advanced from 533 to 565. The Presidency Division shows an increase of 5 schools, the Burdwan Division of 13, Rajshahye 2, Dacca 6, Chittagong 3, Patna 1, and Orissa 2. These schools are distributed as follows:—Presidency Division 124, Burdwan Division 147, Rajshahye 58, Dacca 106, Chittagong 26, Patna 38, Bhagulpore 23, Orissa 28, and Chota Nagpore 15.

Unaided schools have declined from 192 to 190, the loss being due to the transfer of schools to the aided list. The schools are distributed as follows:—Presidency Division 25, Calcutta 4, Burdwan 44, Rajshahye 17, Dacca 49, Chittagong 19, Patna 17, Bhagulpore 7, Orissa 4, Orissa Tributary Mehals 3, and Chota Nagpore 1. Most of these schools have been opened to meet a local demand for elementary English education, and exist in the hope of obtaining a grant-in-aid from the Department or the District Boards. Some of them, however, owe their existence to rivalry between factions in the same or neighbouring villages, each of the contending parties coming forward to claim a grant from the public funds.

45. *Middle English Scholarship Examination.*—The results of the examination are given in the subjoined table. The standard is that of the Middle Vernacular Scholarship examination with English added as a language only.

Middle English Scholarship Examination for Boys, 1889.

DIVISION.	NUMBER OF INSTITUTIONS SENDING EXAMINEES.								NUMBER OF EXAMINEES.					NUMBER PASSED.											RACE OR CREED OF PASSED SCHOLARS.										
	Institutions under public management.		Aided institutions.		Other institutions.		Total.		From institutions under public management.	From aided institutions.	From other institutions.	Private students.	Total.	From institutions under public management.			From aided institutions.			From other institutions.			Private students.			Total.			Europeans and Eurasians.	Hindus.	Mahomedans.	Native Christians (non-aboriginal).	Aboriginal races.		
	Competing schools.	Successful schools.	Competing schools.	Successful schools.	Competing schools.	Successful schools.	Competing schools.	Successful schools.						First division.	Second division.	Third division.	First division.	Second division.	Third division.	First division.	Second division.	Third division.	First division.	Second division.	Third division.	First division.	Second division.	Third division.					First division.	Second division.	Third division.
Presidency	96	80	10	7	108	87	...	297	28	11	336	41	84	52	5	10	2	2	2	...	48	96	54	...	189	7	2
Calcutta	1	1	1	1	2	2	8	...	3	...	11	2	...	2	2	(a)	(b)	(b)	...	4
Burdwan	3	8	104	92	8	6	115	101	12	325	22	13	372	4	2	1	28	75	83	3	4	3	...	3	4	(c)	(c)	(c)	...	208	4
Rajshahye	3	3	40	32	8	5	51	40	6	103	33	3	144	5	1	...	15	31	20	6	8	6	...	1	...	26	41	26	...	83	10
Dacca	84	75	12	11	96	86	...	243	29	8	280	104	60	21	11	11	3	...	3	1	...	74	25	...	103	21
Chittagong	1	1	19	18	11	8	31	27	2	61	32	4	99	2	24	18	2	8	10	2	...	1	...	34	29	4	...	54	12	1
Patna	3	2	28	21	6	4	37	27	6	97	29	22	154	...	2	1	...	27	15	6	1	4	3	1	33	25	...	54	5
Bhagulpore	17	11	17	11	...	44	...	12	56	6	10	2	4	1	(d)	(d)	(d)	...	19	4
Chota Nagpore	10	8	10	8	...	35	35	2	9	10	2	(e)	(f)	...	10	2	...	9	
Orissa	2	2	20	18	2	2	24	22	10	80	3	3	96	3	3	...	19	19	12	1	1	1	23	23	13	...	57	1	1
Orissa Tributary Mohals,	2	2	2	2	3	...	3	1	2	3	
Total	13	12	418	355	60	46	491	413	44	1,285	181	76	1,586	16	8	4	239	333	217	35	46	23	3	18	9	293	405	253	...	872	66	3	9	...	1
																											951								

N.B.—Thirty-three middle vernacular schools sent up 68 candidates to this examination, and 33 candidates from 24 schools were successful.

Two amalgamated high schools sent up 9 candidates to this examination, of whom 8 were successful.
One upper primary school sent up 2 candidates to this examination, and both were successful.

(a) Excluding 58 candidates passed by the middle vernacular standard.
(b) Ditto 2 ditto ditto.
(c) Ditto 40 ditto (of whom 3 were private students) passed by ditto.

(d) Excluding 12 candidates passed by the middle vernacular standard.
(e) Ditto 3 ditto ditto ditto.
(f) Ditto 1 candidate ditto ditto ditto.

The foregoing table shows that 491 middle English schools sent up 1,510 candidates, of whom 921 from 413 schools were successful. There were besides 66 candidates from 33 vernacular schools, of whom 33 from 24 schools passed the examination. Two amalgamated high schools also sent up 9 candidates, of whom 8 were successful. There were likewise 30 successful private students. In the preceding year 484 middle English schools sent up 1,525 candidates, of whom 802 from 380 schools passed, besides 36 successful candidates from vernacular schools, 6 from high schools, and 29 private students. The results, therefore, show a decided improvement along the whole line. It may be useful to remember that hitherto the successful candidates were at liberty to present themselves for examination for a second or third time in subsequent years—a practice which unnecessarily detained them at the middle stage after they had proved their fitness for a higher standard. Schools were therefore informed that in future years a boy who had once passed the examination could not be admitted to it again. Although during the year under report Inspectors were permitted to relax the rule in particular instances, there is no doubt that most of the successful candidates appeared at the examination for the first time. As in previous years, most of the successful candidates came from aided schools, the teaching in which is on a vernacular basis in all subjects except English, which is taught as a language only; so that if a middle vernacular school chooses to add an English class, it is in a position to prepare pupils for the Middle English Scholarship examination. Again, when a vernacular school has, by achieving success at the English examination, established its claim to recognition as an English school, all it has to do is to apply to the Circle Inspector to be so recognised without any alteration in the terms of its grant. When, however, a middle English school in extra-urban tracts applies for conversion into a high English school, it is placed in a difficulty. As a high English school, it cannot under the rules continue to receive a grant from the District Board, while no additional funds have been placed at the disposal of the Department for aiding such schools with new grants. The Government of Bengal has recently decided that so long as additional funds are not available a middle school, on its conversion into a high school, should be transferred with its grant to the control of the Department, a corresponding reduction being made in the grant-in-aid allotment of the District Board. An extension of the same principle may be made to those cases in which high English schools are reduced to the middle standard, the school with its grant being transferred from the Department to the District Board.

46. *Middle vernacular schools.*—The comparative statistics for this class of schools are given below for the past two years:—

	1887-88.		1888-89.	
	Schools.	Pupils.	Schools.	Pupils.
Maintained by the Department ...	35	3,114	35	3,069
Ditto by Municipal or District Boards ...	154	8,764	163	9,494
Aided by the Department or by Municipal or District Boards ...	892	48,581	916	49,998
Unaided ...	108	6,563	111	7,216
Total ...	1,189	67,022	1,225	69,777

The number of departmental schools shows no change. Those maintained by Municipal or District Boards rose during the year from 154 to 163. The gain of nine schools is thus accounted for:—The Kumarkhali Municipal School in the Presidency Division was transferred to the aided list, while there has been an increase of three schools in the Burdwan Division, four in the Patna Division, one in the Bhagulpore Division, and two in Orissa. The 35 departmental schools are either situated in municipalities or in those districts in which the Bengal Local Self-Government Act has not yet come into operation, and are distributed as follows:—Presidency Division 2, Calcutta 1, Burdwan 1, Rajshahye 2, Dacca 2, Patna 4, Bhagulpore 5, Orissa Tributary Mehals 2, and Chota Nagpore 16. The following is the distribution of the 163 Board schools:—Presidency Division 11, Burdwan 25, Rajshahye 25, Dacca 14, Chittagong 10, Patna 42, Bhagulpore 21, and Orissa 15.

Aided vernacular schools advanced from 892 to 916. The Presidency Division lost 3 and the Patna Division 2 schools, while Burdwan gained 6,

Rajshahye 8, Dacca 3, Chittagong 8, and Orissa 4. The distribution of the aided vernacular schools was as follows:—Presidency 205, Calcutta 5, Burdwan 196, Rajshahye 112, Dacca 225, Chittagong 107, Patna 4, Bhagulpore 22, Orissa 25, and Chota Nagpore 15.

Unaided schools advanced from 108 to 111; they exist in the hope of getting a Government grant. They were distributed as follows:—Presidency Division 21, Calcutta 3, Burdwan 11, Rajshahye 14, Dacca 32, Chittagong 5, Patna 13, Bhagulpore 1, Orissa 1, and Orissa Tributary Mehals 10.

47. *Middle Vernacular Scholarship Examination.*—The following table gives the results of the examination.

Middle Vernacular Scholarship Examination for Boys, 1889.

DIVISION.	NUMBER OF INSTITUTIONS SENDING EXAMINERS.								NUMBER OF EXAMINEES.				NUMBER PASSED.									RACE OR CREED OF PASSED SCHOLARS.														
	Institutions under public management.		Aided institutions.		Other institutions.		Total.		From institutions under public management.	From aided institutions.	From other institutions.	Private candidates.	Total.	From institutions under public management.			From aided institutions.			From other institutions.			Private students.			Total.			Europeans and Eurasians.	Hindus.	Muhammadans.	Native Christians (non-aboriginal).	Aboriginal races.		Others.	
	Competing schools.	Successful schools.	Competing schools.	Successful schools.	Competing schools.	Successful schools.	Competing schools.	Successful schools.						First division.	Second division.	Third division.	First division.	Second division.	Third division.	First division.	Second division.	Third division.	First division.	Second division.	Third division.	First division.	Second division.	Third division.					First division.	Second division.		Third division.
	Competing schools.	Successful schools.	Competing schools.	Successful schools.	Competing schools.	Successful schools.	Competing schools.	Successful schools.	From institutions under public management.	From aided institutions.	From other institutions.	Private candidates.	Total.	First division.	Second division.	Third division.	First division.	Second division.	Third division.	First division.	Second division.	Third division.	First division.	Second division.	Third division.	First division.	Second division.	Third division.	Christians.	Non-Christians.	Others.					
Presidency	10	10	163	148	19	19	192	177	42	554	61	72	729	2	16	18	34	153	187	5	20	19	2	8	15	43	(a)	(a)	...	448	31	
Calcutta	1	1	5	5	3	3	9	9	14	43	7	4	68	2	5	1	19	11	7	1	2	1	...	2	...	22	20	9	...	50	1	
Burdwan	23	21	165	146	7	6	195	173	103	517	20	53	693	12	29	36	43	134	180	2	4	4	1	7	23	58	174	243	...	468	7	
Rajshahye	22	17	87	65	7	4	116	86	64	255	15	53	387	6	18	10	13	52	57	...	4	3	1	3	5	20	77	75	...	118	54	
Dacca	14	12	132	170	29	25	225	207	88	581	129	157	955	39	25	11	147	194	115	23	54	16	5	24	39	214	297	181	...	628	64	
Chittagong	9	9	86	84	5	4	100	97	35	352	14	93	494	9	12	4	110	104	67	1	2	5	...	14	28	120	132	104	...	294	50	12	
Patna	33	27	2	1	14	14	49	42	120	8	53	156	337	9	33	38	...	4	4	...	12	25	...	8	30	9	57	97	...	147	16	
Bhagulpore	19	13	18	15	2	...	39	28	50	63	4	93	210	3	12	17	...	12	20	5	17	3	29	54	...	70	15	1	...	
Chota Nagpore	14	13	13	12	27	25	39	44	...	20	103	4	11	15	2	10	20	5	5	6	28	40	...	64	2	...	1	5
Orissa	12	12	20	18	32	30	49	64	...	18	131	17	19	8	11	22	17	4	7	28	45	32	...	103	1	1	
Do. Tributary Mehals	2	2	7	7	9	9	9	...	26	3	38	3	2	2	13	8	2	1	...	7	16	8	...	30	1	
Total	159	137	741	664	93	82	993	883	613	2,481	329	722	4,145	106	182	158	379	696	674	34	111	81	11	81	169	530	1,070	1,082	...	2,420	242	1	1	6	12	

N.B.—Three hundred and fifty-five middle English schools sent up 1,022 candidates to this examination, and 853 candidates from 311 schools were successful. Twenty amalgamated high English schools sent up 207 candidates to this examination, and 117 candidates from 16 schools were successful. Ten candidates from upper primary schools and one from a lower primary school also passed this examination.
(a) Exclusive of 22 candidates passing from guru-training classes.

SECONDARY
EDUCATION.

The number of competing middle vernacular schools was 993, against 967 in the preceding year. The number of successful schools was 883 against 802. Again, out of 3,423 candidates from these schools, 2,421 were successful against 2,107 out of 3,379 in the year before. There were, besides, 1,022 candidates sent up from 355 middle English schools, and 853 from 311 schools were successful, against 676 from 278 schools in the previous year. From 20 amalgamated high schools appeared 207 candidates. Of these, 117 from 16 schools passed, against 132 from 16 schools in 1888. Again, out of 722 private students, 261 passed, against 281 out of 1,004 in the preceding examination. Except in regard to amalgamated high schools and private candidates, the results for 1889 are considerably better than those for 1888. As observed before, the exclusion of successful candidates of previous years from the last examination under the new rule was not complete during the year under report, but it may be assumed that the great bulk of the candidates appeared at the examination for the first time.

48. It has been stated before that the two middle examinations are in all respects identical, except for the English paper at the middle English examination; and candidates from schools of both classes are allowed to compete by either standard. Combining, therefore, the results of the two examinations, in the following statement we obtain a means of comparing the progress of middle schools generally:—

				1887-88.			
				Number of candidates.	PASSED AT THE—		Total passed.
					Middle English examination.	Middle Vernacular examination.	
Middle English	2,470	802	676	1,478
„ Vernacular	3,440	36	2,107	2,143
Total				5,910	838	2,783	3,621

				1888-89.			
				Number of candidates.	PASSED AT THE—		Total passed.
					Middle English examination.	Middle Vernacular examination.	
Middle English	2,532	921	853	1,774
„ Vernacular	3,489	33	2,421	2,454
Total				6,021	954	3,274	4,228

The number of candidates rose from 5,910 to 6,021, and the number passing from 3,621 to 4,228. Thus the result was much more favourable than that of the previous year.

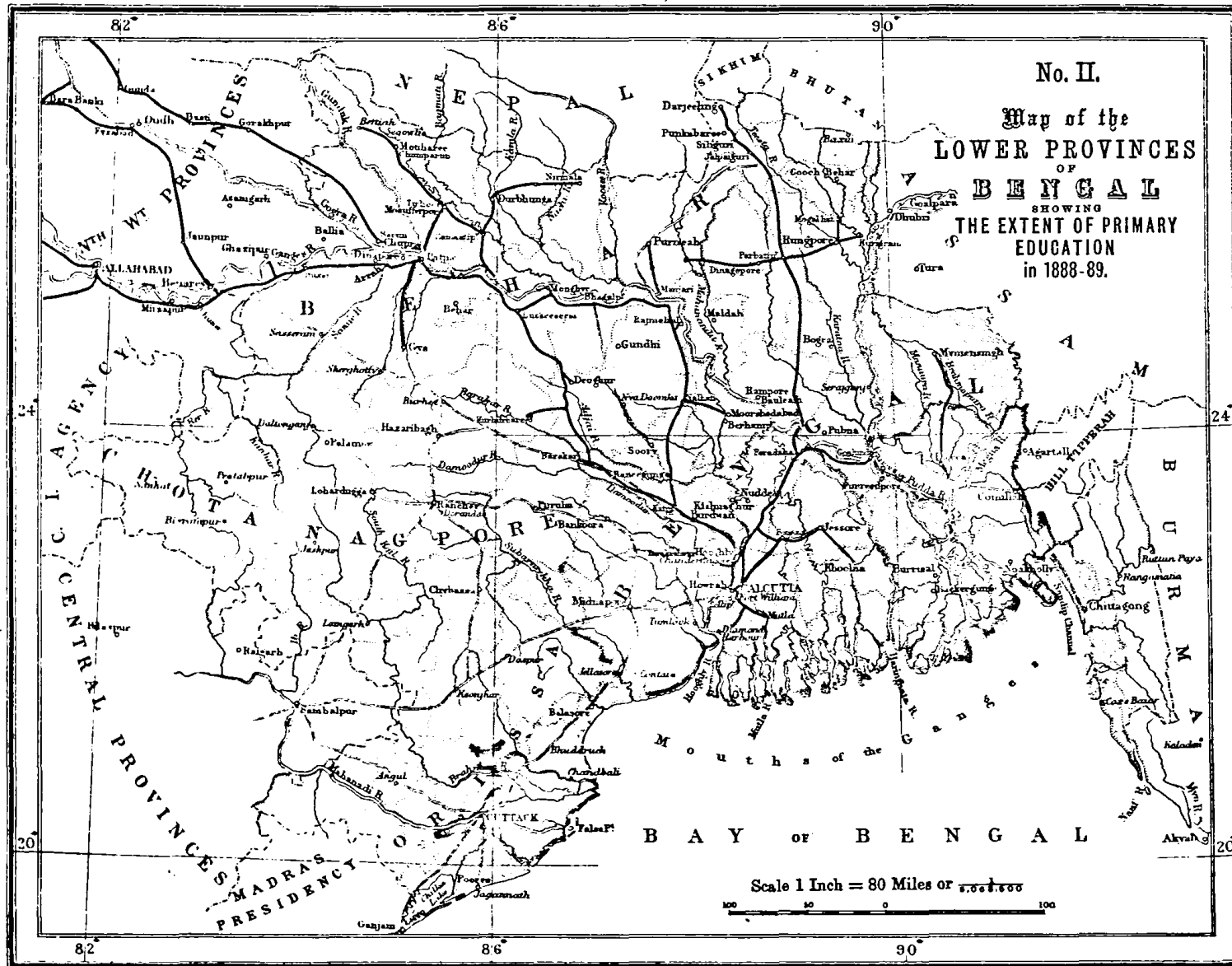
V.—PRIMARY EDUCATION.

PRIMARY
EDUCATION.

49. The following statement gives the comparative statistics of primary schools for native boys for the past two years:—

Upper Primary Schools.

				1887-88.		1888-89.	
				Schools.	Pupils.	Schools.	Pupils.
<i>Under public management—</i>							
Maintained by the Department	11	413	6	207
Ditto by Municipal or District Boards	16	514	15	423
<i>Under private management—</i>							
Aided by the Department or by Municipal or District Boards	2,860	106,017	2,883	108,487
Unaided	139	5,379	168	6,368
Total				3,028	112,323	3,077	115,485



- REFERENCES.
- Class I. 50 per cent. and upwards
 - Class II. 35 to 50 per cent.
 - Class III. 25 to 30
 - Class IV. below 20

Lower Primary Schools.

PRIMARY
EDUCATION.

	1887-88.		1888-89.	
	Schools.	Pupils.	Schools.	Pupils.
<i>Under public management—</i>				
Maintained by the Department	10	143	8	107
Ditto by Municipal or District Boards	15	366	15	365
<i>Under private management—</i>				
Aided by the Department or by Municipal or District Boards	37,430	849,823	36,152	830,797
Unaided	8,140	140,767	8,679	150,857
Total	45,595	991,099	44,854	982,126
GRAND TOTAL	48,621	1,103,422	47,931	1,097,611

There has been a gain of 51 upper primary schools with 3,162 pupils, and a loss of 741 lower primary schools with 8,973 pupils, the result being a net loss of 690 schools and 5,811 pupils. The average number of pupils to a school has, however, slightly increased, viz, from 22·7 to 22·9; the number being 37 for upper primary schools, as in the previous years, while in lower primaries it has advanced from 21·7 to 21·9. The decrease in lower primary schools will be noticed more fully later on.

50. The following table shows the proportion of boys actually at school in the different districts as compared with the number of boys of school-going age, taken at 15 per cent. of the male population, as in England:—

DISTRICT.	Male population.	Number of boys of school-going age.	NUMBER OF BOYS AT SCHOOL.		PERCENTAGE OF BOYS AT SCHOOL TO BOYS OF SCHOOL-GOING AGE.	
			Year 1887-88.	Year 1888-89.	Year 1887-88.	Year 1888-89.
1 Hooghly	488,952	73,343	47,443	49,184	64	67
2 Howrah	316,479	47,472	29,051	29,770	61	62
3 Noakhally	415,248	62,287	36,906	38,091	59	61
4 Dacca	1,033,863	155,079	81,459	91,938	52	59
5 Tipperah	768,450	115,267	54,854	67,528	48	58
6 Midnapore	1,244,274	186,641	98,134	99,135	52	53
7 Calcutta	288,817	43,323	22,658	22,762	52	52
8 Cuttack	849,254	127,388	65,372	67,670	50	52
9 Balasore	461,461	69,219	35,497	34,606	51	49
10 24-Pergunnahs	975,430	146,315	71,261	72,626	48	49
11 Backergunge	973,479	146,022	70,126	69,527	48	47
12 Chittagong	531,649	79,747	37,945	36,828	47	46
13 Burdwan	668,295	100,244	49,830	43,592	49	43
14 Bankura	507,136	76,070	32,803	31,252	43	41
15 Khulna	568,402	85,260	32,167	33,158	37	38
16 Furreedpore	805,989	120,898	44,202	39,970	36	33
17 Beerbhoom	381,563	57,234	17,714	18,436	30	32
18 Singbhoom	280,978	42,146	10,835	12,257	25	29
19 Pooree	446,609	66,991	19,997	17,841	29	26
20 Moorshedabad	586,483	87,972	23,534	22,241	26	25
21 Jessore	959,271	143,891	34,340	35,872	23	24
22 Patna	858,783	124,817	32,832	31,879	25	24
23 Mymensingh	1,553,397	233,009	48,989	52,721	21	22
24 Nuddea	805,779	120,366	24,658	25,670	20	21
25 Maldah	346,998	52,050	8,936	9,801	17	18
26 Sarun	1,083,565	162,535	24,237	30,540	14	18
27 Bogra	372,677	55,902	7,744	9,323	13	16
28 Manbhoom	525,328	78,799	12,580	12,441	16	15
29 Chumparun	870,627	130,594	19,640	20,232	15	15
30 Gya	1,043,441	156,516	23,070	23,557	14	15
31 Monghyr	969,124	145,369	21,193	21,436	14	14
32 Sonthal Pergunnahs	785,330	117,799	15,822	15,841	15	13
33 Bhagulpore	979,119	146,868	21,995	20,499	14	13
34 Pubna	648,311	97,247	13,145	12,706	13	13
35 Hazaribagh	544,903	81,735	10,451	11,292	12	13
36 Purneah	937,080	140,562	18,279	17,286	13	12
37 Dinagepore	782,292	117,344	14,246	14,721	12	12
38 Lohardugga	796,657	119,498	14,260	14,449	11	12
39 Mozufferpore	1,265,731	189,850	20,378	20,826	17	11
40 Orissa Tributary Mehals	794,385	119,157	14,440	13,127	12	11
41 Julpigoree	305,555	45,833	4,688	5,239	10	11
42 Rungpore	1,067,701	160,155	16,307	17,350	10	11
43 Shahabad	950,250	142,538	16,354	14,927	11	10
44 Darjeeling	88,948	13,342	1,405	1,369	10	10
45 Rajshahye	660,226	99,034	9,166	10,024	9	10
46 Durbhanga	1,295,788	194,368	16,941	17,486	8	9
47 Chittagong Hill Tracts	56,546	8,482	321	332	3	3

PRIMARY
EDUCATION.

Of the fourteen districts, which comprise the most advanced group, with more than 40 per cent. of their boys at school, the three highest, namely Hooghly, Howrah, and Noakhally, maintain their position, while of the others, some have moved up and others lost ground. Dacca has risen from the sixth to the fourth, and Tipperah from the tenth to the fifth place, while Calcutta has come down from the fourth to the seventh, and Midnapore from the fifth to the sixth place. The second group of ten districts with 21 to 38 per cent. of their boys at school shows somewhat slighter changes, Khulna, Furreedpore, and Beerbhoom retaining their old places, while Singbhoom has advanced from the twenty-first to the eighteenth place. Of the five districts at the bottom of the list in last year's report with 10 per cent. and less, four retain their old position, while Rungpore has changed places with Shahabad.

Reckoned by divisions, Chittagong heads the list with 53·7 per cent. of the boys at school, and is followed by Burdwan with 50·1 per cent. The other divisions stand in the following order:—Dacca 38·8 per cent., Orissa 34·7, Presidency 32·4, Chota Nagpore 15·6, Patna 14·4, Bhagulpore 14, and Rajshahye 12. Bhagulpore and Patna have changed places, while the position of the other divisions remains unchanged.

51. The following statement shows the expenditure incurred on account of primary fund schools for boys and girls by the Department and by District Boards respectively. It includes the cost of the subsidiary inspecting agency, but excludes payments to primary schools from the grant-in-aid fund:—

	From provincial revenues.	From district funds.	Total.
	Rs.	Rs.	Rs.
Stipendiary schools	76,380	1,94,100	2,70,480
Non-stipendiary „	23,738	2,37,325	2,61,063
Indigenous „	372	1,256	1,628
Prizes „	3,980	17,729	21,709
Other payments „	23,359	1,24,762	1,48,121
Total	1,27,829	5,75,172	7,03,001

The expenditure amounted to Rs. 6,82,089 in the preceding year, owing to postponement of payments till after the close of the year in some districts, where the District Boards had, on their first formation, to work in the absence of sanctioned budget estimates. As the total allotment for primary education amounts to Rs. 7,73,360, a sum of Rs. 70,359 appears to have been saved under this head including Rs. 1,920 reserved for future expenditure. “Other payments” include the following items:—

	Rs.
(1) Chief gurus and inspecting pundits	87,688
(2) Charges for abolished schools	14,175
(3) Contingencies and miscellaneous	9,960
(4) Grants for buildings and furniture	7,061
(5) Contributions to circle schools	920
(6) Scholarships	1,481
(7) Remuneration to examiners	2,427
(8) Commission for money-orders	3,977
(9) Rewards	101
(10) Stipendiary grant to khas mehal schools	3,628
(11) Stipends to primary fund middle vernacular schools, &c.	4,397
(12) Pupil-teachers under training in normal schools	1,902
(13) Examination charges	10,404
Total	1,48,121

Items (10) and (11) might more properly have been shown under the regular heads. The total of “other payments” in the preceding year was Rs. 1,45,653.

It may be stated here that the total amount contributed by municipalities for the support of primary schools for boys and girls was Rs. 20,303, against Rs. 16,355 in the preceding year.

A sum of Rs. 10,065 was also spent on 163 primary schools for boys, chiefly under missionary management, from the grant-in-aid fund; and 148 primary schools received Rs. 13,592 from the grant for circle schools.

52. The following table shows the financial results of the administration of the primary grant for each district. The cost per pupil varies from 8·8 annas in the Burdwan Division to 19·8 annas in Bhagulpore:—

DIVISIONS.	Districts.	Allotment.*	Expenditure.	Schools.	Pupils.	Cost per school in rupees.	Cost per pupil in annas.
PRESIDENCY ...	24. Pergunnahs ...	27,867	25,492	1,257	43,564	20·2	9·3
	Jessore ...	18,370	18,561	860	25,377	21·5	11·7
	Moorshedabad ...	11,991	12,027	564	15,369	21·3	12·5
	Khulna ...	14,368	14,103	1,077	28,013	13	8
	Nuddea ...	16,015	16,130	632	17,417	25·5	14·8
	Total ...		88,601	86,313	4,390	1,29,740	19·6
	Calcutta ...	7,700	7,700	158	6,913	48·7	17·7
BURDWAN ...	Burdwan ...	24,421	23,353	1,283	34,689	18·2	10·7
	Bankura ...	19,371	19,371	1,080	26,818	18·3	11·8
	Beerbhoom ...	9,640	8,934	596	14,501	14·9	9·8
	Midnapore ...	41,709	30,359	3,034	66,225	10	7·3
	Hooghly ...	18,712	19,052	1,350	36,552	14·1	8·3
	Howrah ...	11,830	9,770	673	23,304	14·5	6·7
	Total ...		1,26,183	1,11,339	8,016	2,02,089	13·8
RAJSHAHYE ...	Dinapore ...	12,309	12,308	638	12,824	19·2	15·3
	Rajshahye ...	13,561	11,429	286	8,062	39·9	22·6
	Rungpore ...	18,320	18,388	683	15,944	26·9	18·4
	Bogra ...	6,583	6,582	294	8,591	22·3	12·2
	Pubna ...	14,980	13,737	378	11,846	36·3	18·5
	Darjeeling ...	4,153	3,000	39	931	76·9	51·5
	Julpigoree ...	5,087	3,075	160	3,816	19·2	12·8
Total ...		74,973	68,519	2,478	62,014	27·6	17·6
DACCA ...	Dacca ...	25,785	24,757	1,272	33,489	19·4	11·8
	Furreedpore ...	18,100	16,147	821	22,485	19·6	11·4
	Backergunge ...	28,735	21,742	1,008	28,545	21·5	12·1
	Mymensingh ...	29,222	27,889	1,554	35,149	17·9	12·6
	Total ...		1,01,842	90,535	4,655	1,19,668	19·4
CHITTAGONG ...	Chittagong ...	15,658	10,082	537	16,254	18·7	9·9
	Noakhally ...	20,872	18,188	1,214	28,506	14·9	10·2
	Tipperah ...	31,078	29,103	2,921	56,694	9·9	8·2
	Chittagong Hill Tracts ...	1,000	838	8	107	104·7	125·3
	Total ...		68,608	58,211	4,680	101,551	12·4
PATNA ...	Patna ...	19,153	16,464	1,153	23,743	14·2	11
	Gya ...	16,014	20,170	930	19,654	21·6	16·4
	Shahabad ...	13,425	8,479	246	6,677	34·4	20·3
	Sarun ...	15,152	15,895	1,048	23,993	14·6	10·2
	Chumparun ...	13,532	12,731	731	15,851	17·4	12·8
	Mozufferpore ...	15,541	13,688	753	13,690	18·6	15·9
	Durbhunga ...	18,286	11,045	347	8,869	31·8	19·9
Total ...		1,09,103	97,972	5,188	112,477	18·8	13·9

* Consisted of grants to District Boards, of departmental grants, and of khas mehal grants.

PRIMARY
EDUCATION.

DIVISIONS.	Districts.	Allotment.*	Expenditure.	Schools.	Pupils.	Cost per school in rupees.	Cost per pupil in annas.
		Rs.	Rs.				
BHAGULPORE ...	Bhagulpore ...	13,892	11,454	884	16,626	12·9	11
	Monghyr ...	21,498	16,554	546	11,848	30·3	22·3
	Purneah ...	11,875	11,230	350	8,588	32	20·9
	Maldah ...	8,009	7,366	229	6,676	32·1	17·6
	Sonthal Pergunnahs ...	†21,900	22,028	423	10,554	52	33·3
	Total ...	77,174	68,632	2,432	54,292	28·2	19·8
CHOTA NAGPORE	Hazaribagh ...	13,682	13,720	353	10,369	38·8	21·1
	Lohardugga ...	14,673	14,770	390	11,170	37·8	21·1
	Singbhoom ...	11,560	11,560	250	11,103	46·2	16·6
	Manbhoom ...	13,600	13,600	466	11,624	29·1	18·7
	Total ...	53,515	53,650	1,459	44,266	36·7	19·3
ORISSA ...	Cuttack ...	28,351	28,687	3,472	54,768	8·2	8·3
	Pooree ...	12,230	11,237	711	9,784	15·8	18·3
	Balasore ...	19,566	19,163	1,103	21,043	17·3	14·5
	Total ...	60,147	59,087	5,286	85,595	11·1	11·0
	Orissa Tributary Mehals	‡3,594	1,043	81	975	12·8	17·1

* Consisted of grants to District Boards, of departmental grants, and of khas mehal grants.
† Inclusive of Rs. 7,500 sanctioned for the Damin-i-Koh.
‡ For Ungul Rs. 2,341 and for Banki Rs. 1,253.

The average annual cost for each school was Rs. 18·3 and for each pupil 12·2 annas, against Rs. 17·6 and 11·4 annas, respectively, in the preceding year. The highest rates of expenditure are furnished by the Chittagong Hill Tracts, Darjeeling, and the Sonthal Pergunnahs, while Howrah shows the lowest figure, 6·7 annas per pupil. As explained in the previous year, schools established for the benefit of the aboriginal races are mainly dependent on aid from public funds for support, while the more advanced races contribute a large share of the cost of their own education. The schools in the Rajshahye district, however, form an exception to this general rule, as the system of payment-by-results has been replaced in that district by one of stipends. Mr. Bellett notes, however, that in accordance with an intimation from Government, the Rajshahye Board proposes to revert to the old system of payment-by-results. The exceptionally high charges for Calcutta are explained by the circumstance that the rent of school-houses absorbs a good portion of the grant.

53. It may be noted here that the expenditure in some of the districts has apparently exceeded the allotment. It is not clear, however, how much money was reallotted by the District Boards concerned from the savings of the past year so as to increase the amount of disposable funds. That the sums thus reallotted were not fully spent in all cases appears from the report of the Deputy Inspector of Jessore, who states that Rs. 2,765 remained unexpended simply owing to the inability of the members of the Board to allot the money to the different subdivisions before the close of the year. Regarding the non-Board districts of Hazaribagh and Lohardugga, however, the Assistant Inspector simply states that they had "overspent their allotment by Rs. 38 and Rs. 97 respectively." The same is probably the case in regard to the Sonthal Pergunnahs, which exceeded the allotment by Rs. 123. The Assistant Inspector of the Bhagulpore Division thus notices certain novel features in the administration of the primary grant in that district:—"In the Sonthal Pergunnahs a large expenditure of Rs. 1,500 has been incurred from the primary grant for the erection of some houses for the guru-training normal school at Taljhari, which is placed under the management of the Church Mission Society, and which returned eight scholars only on 31st March. Again, considerable rewards are given for passing boys in the primary examina-

ations to the teachers of the Taljhari Mission Middle Vernacular School, which is aided from the grant-in-aid fund, and which is returned, as stated before, as five schools, while the same benefit is not extended to other grant-in-aid schools for similar results. There is also a proposal to open three technical schools from the primary fund; tools for the same will be purchased from a special allotment of Rs. 1,365 from the Damin Improvement Fund."

While some districts exceeded their allotments, there were others which did not spend the full amount at their disposal. The result is a saving of nearly Rs. 70,000 in round numbers. Midnapore saved Rs. 11,000, Backergunge and Durbhunga Rs. 7,000 each, Chittagong, Shahabad, and Monghyr Rs. 5,000 each, and a few other districts smaller sums. The Midnapore Board reduced its primary grant from Rs. 33,329 to Rs. 27,829, because Government, in fixing the educational grant of this Board, had refused to take into account "Rs. 5,500, provided for the maintenance of ferries. To meet this deficit the payment of rewards for stability was discontinued, except in the most backward parts of the district." The Commissioner, Mr. Clay, concurs with the Inspector in thinking that it was injudicious to adjust the Board's income at the sole expense of the primary grant.

54. The following table shows the progress made in upper and lower primary schools in the different districts :—

DISTRICT.	Upper primary schools.		Schools which send pupils to the lower primary scholarship examination.		Schools which are below that standard, but read printed books.		Schools in which no printed books are read.		Total.		Merit marks.	
	Schools.	Pupils.	Schools	Pupils.	Schools.	Pupils.	Schools.	Pupils.	Schools.	Pupils.		
Midnapore	209	7,217	965	22,452	3,360	65,150	4,534	89,821	7,300	
Cuttack	121	3,874	1,190	21,935	2,904	38,045	67	804	4,282	64,658	7,079	
Tipperah	108	3,446	634	16,739	1,618	18,602	629	7,908	2,889	56,695	4,060	
Backergunge	77	2,559	544	18,176	1,756	39,407	2,377	60,142	3,773	
24-Pergunnahs	186	8,250	521	21,782	1,002	27,712	1,709	57,744	3,495	
Dacca	139	5,047	485	14,134	1,041	20,303	1,665	39,484	3,191	
Bankura	142	3,023	744	21,010	219	3,259	1	12	1,108	28,104	3,161	
Balansore	73	2,008	352	8,081	1,460	22,815	11	125	1,931	33,029	2,996	
Burdwan	122	4,658	602	18,140	657	11,869	1,281	34,667	2,973	
Hooghly	94	3,557	438	16,418	897	18,464	1,449	38,439	2,801	
Mymensingh	195	6,792	340	15,750	778	15,722	23	863	1,339	32,552	2,771	
Jessore	108	4,634	512	13,900	516	5,987	964	29,371	2,412	
Sarun	26	1,602	501	12,169	596	12,854	36	623	1,139	26,330	2,329	
Khulna	89	3,634	418	7,960	774	15,509	1,103	28,657	2,295	
Patna	27	1,389	399	9,001	901	19,818	9	456	1,236	25,314	2,106	
Noakhally	82	2,708	243	10,905	359	6,520	47	171	1,235	29,761	2,040	
Gya	38	1,940	498	7,40	740	18,222	13	637	940	20,002	2,033	
Furreedpore	140	4,903	197	10,251	333	5,288	38	159	1,090	27,445	2,031	
Monghyr	17	756	463	3,688	644	7,603	44	471	851	16,759	1,807	
Pooree	66	1,485	267	6,832	608	15,483	2	27	1,021	13,247	1,775	
Chittagong	86	3,938	238	200	4,785	626	25,780	1,747	...	
Nuddea	63	2,435	363	393	7,268	3	42	754	17,948	1,604	...	
Dinapore	61	1,820	297	479	7,920	53	911	885	15,163	1,570	...	
Bhagulpore	16	724	337	396	7,823	692	16,264	1,432	...	
Beerbhoom	84	3,003	212	474	9,713	17	338	767	17,545	1,426	...	
Runkpore	62	2,028	214	447	6,787	21	268	768	14,819	1,401	...	
Mozullerpore	27	1,240	273	276	5,666	612	16,590	1,374	...	
Moorsshedabad	45	1,756	291	412	11,621	691	23,771	1,337	...	
Howrah	44	2,113	235	4,678	333	7,297	582	13,767	1,188	...
Sonthal Pergunnahs	54	1,892	195	6,422	364	6,666	120	1,810	732	15,928	1,150	...
Chumpparun	21	1,030	227	6,338	244	5,176	96	1,388	612	13,817	1,116	...
Purneah	28	935	244	1,674	551	7,130	320	3,141	1,008	13,544	1,054	...
Orissa Tributary Mehals	46	1,599	91	5,398	329	4,197	400	12,720	1,040	...
Pubna	76	3,125	188	5,580	258	4,302	58	856	547	12,376	957	...
Durbhunga	14	780	296	5,529	264	6,063	469	12,599	915	...
Manbhoom	12	416	199	3,979	177	4,385	2	51	465	12,946	911	...
Lohardugga	25	1,273	174	199	4,528	370	11,168	872	...	
Rajshahye	57	1,804	135	4,880	183	2,583	65	1,119	382	10,661	802	...
Hazaribagh	28	1,253	156	90	3,110	4	94	386	9,760	787	...	
Shahabad	35	1,552	163	184	4,503	332	12,288	697	...	
Singhbhoom	20	1,228	169	187	2,777	273	9,412	696	...	
Bogra	34	1,418	114	2,770	86	1,904	221	7,556	621	...
Maldah	38	2,098	98	5,307	8	224	124	6,367	635	...
Julpigoree	22	693	118	416	3	70	38	6,017	370	...
Calcutta	7	539	109	7	88	8	1,018	134	...	
Darjeeling	13	532	22	19	7	8	107	10	...	
Chittagong Hill Tracts	1	19	7	88	8	107	10	...

As in previous years, the educational position of each district has been roughly determined by assigning five marks for each upper primary school, three marks for each lower primary school that has attained the lower primary scholarship standard, and one mark for each lower primary school that uses printed books. These correspond pretty closely with the number of years taken by each school to reach its own standard. A school using no printed book receives no mark. Under this system both the quantity and the quality of the instruction are considered. Midnapore and Cuttack with their numerous primary schools are at the top of the list with over 7,000 marks each. In the next group are comprised districts with marks ranging from 4,060 to 3,161, namely Tipperah, Backergunge, 24-Pergunnahs, Dacca, and Bankura.

PRIMARY
EDUCATION.

55. *Upper primary schools.*—The following table shows the attendance and expenditure in upper primary schools for native boys aided from various sources:—

CLASS OF SCHOOLS.	Number of schools.	Number of pupils on the rolls on the 31st March 1889.	Average number on the rolls monthly.	Average daily attendance.	EXPENDITURE.					TOTAL
					FROM PUBLIC FUNDS.			FROM PRIVATE FUNDS.		
					From provin- cial revenues.	From district funds.	From munici- pal funds.	From fees.	From other sources.	
<i>Upper Primary Schools.</i>					Rs.	Rs.	Rs.	Rs.	Rs.	Rs.
Maintained by the Department	6	207	208	125	1,032	119	...	1,151
Ditto by Municipal and District Boards.	15	423	406	275	...	886	637	198	7	1,748
Aided by the Department or by Municipal or District Boards.	2,889	108,487	99,791	78,750	39,906	1,20,370	2,919	1,45,949	43,938	3,53,082
Unaided	168	6,368	5,755	4,481	9,031	9,682	18,713
Total ...	3,077	115,485	106,160	83,631	40,938	1,21,256	3,576*	1,55,297	53,627	3,74,694

* Including Rs. 597 from the Khond Mehal Cess Fund in the Orissa Tributary Mehals.

The schools have advanced from 3,026 to 3,077, and their pupils from 112,323 to 115,485. The cost of these schools to provincial and local funds jointly increased by Rs. 8,749. It may be useful to remember that these schools teach up to something like the fifth standard of an elementary school in England, the sixth and seventh standards being of a decidedly higher character. The final standard for primary schools in Bombay is also somewhat higher than the Bengal upper primary course.

The total number of primary schools for native boys being 47,931, and 3,077 of them being upper primary schools, it follows that about one out of 16 has reached the upper primary stage. The expenditure from public funds on these schools was Rs. 1,65,770, against Rs. 1,57,021 in the preceding year. Again, the few unaided schools being excluded, 2,909 schools were maintained at a total cost of Rs. 3,55,981, and therefore each school cost on an average Rs. 122 a year, or a little over Rs. 10 a month, of which Rs. 4-10 were contributed from provincial revenues and district funds. The great bulk of these schools receive stipends ranging from Rs. 2 to Rs. 6 a month, and are evidently not more costly than the stipendiary lower primary schools. That the classification of these schools is not always of a satisfactory character appears from the report of the Deputy Inspector of Burdwan, who writes as follows:—"A patshala here has a two-fold classification: one for the course it adopts, and another for the monthly rate of stipend its guru receives. At the time of the preparation of the annual returns the former, and as soon as they are submitted the latter, classification is adopted." The object evidently is to give the upper primary schools a share in the sanctioned number of stipends for lower primary schools. The Inspector justly points out that an upper primary school should always be an upper primary, whether for stipends or returns.

56. The following table classifies upper primary schools for boys according to their numerical strength:—

1.	2.	3.	4.		5.		6.		7.		8.		9.
			Schools with 50 pupils and more.		Schools with 40 pupils and less than 50.		Schools with 30 pupils and less than 40.		Schools with 20 pupils and less than 30.		Schools with 10 pupils and less than 20.		
			Schools.	Pupils.	Schools.	Pupils.	Schools.	Pupils.	Schools.	Pupils.	Schools.	Pupils.	
Presidency	489	20,700	139	8,691	107	4,717	149	5,027	88	2,093	11	181	49'3
Calcutta	7	539	5	468	1	42	1	34	77
Burdwan	605	24,371	90	5,498	133	5,847	226	7,602	182	4,472	64	952	35'06
Rajshahye	326	11,420	50	3,034	51	2,226	89	2,933	115	2,850	21	342	35'03
Dacca	551	19,301	70	4,194	92	3,965	187	6,420	168	4,179	34	543	35'02
Chittagong	278	10,092	39	2,543	47	2,050	99	3,338	77	1,904	15	257	36'5
Patna	186	6,533	96	6,131	44	1,951	34	1,165	11	281	1	15	51'2
Bhagalpore	153	6,435	40	2,563	38	1,629	33	1,146	27	667	9	134	42'05
Chota Nagpore	84	4,170	37	2,321	16	684	21	711	9	240	1	14	48'6
Orissa	265	7,367	11	648	21	886	57	1,896	131	3,156	45	781	27'8
Orissa Tributary Mehals	45	1,548	5	278	7	309	16	636	15	393	2	32	34'4
Total ...	3,077	115,485	588	36,869	557	24,297	911	30,803	818	20,265	203	3,251	37'6

The largest number of upper primary schools with 50 pupils and upwards is found in the Presidency Division, but the highest average number of pupils to a school is given by Calcutta and the Patna and Chota Nagpore Divisions. The number of schools with less than 20 pupils is small, except in the Burdwan, Orissa, and Dacca Divisions. It is doubtful whether such small schools in the upper primary standard can have any great educational value. If schools attended by less than 30 pupils were excluded from the list in accordance with the provisions of the revised code for England and Wales, no less than 1,021 schools out of 3,077, or very nearly one-third, would cease to be returned.

PRIMARY
EDUCATION.

57. The results of the upper primary scholarship examination of 1889 for boys are tabulated below for each division.

DIVISION.	NUMBER OF INSTITUTIONS SENDING EXAMINEES.								NUMBER OF EXAMINEES.					NUMBER PASSED.												RACE OR CREED OF PASSED SCHOLARS.										
	Institutions under public management.		Aided institutions.		Other institutions.		Total.		From institutions under public management.	From aided institutions.	From other institutions.	Private students.	Total.	From institutions under public management.			From aided institutions.			From other institutions.			Private students.			Total.			Europeans and Eurasians.	Hindus.	Mahammadans.	Native Christians (non-aboriginal).	Aboriginal races.			
	Competing schools.	Successful schools.	Competing schools.	Successful schools.	Competing schools.	Successful schools.	Competing schools.	Successful schools.						First division.	Second division.	Third division.	First division.	Second division.	Third division.	First division.	Second division.	Third division.	First division.	Second division.	Third division.	First division.	Second division.	Third division.					First division.	Second division.	Third division.	Christians.
Presidency	270	183	12	10	292	193	...	670	35	19	724	55	123	126	5	6	8	7	60*	129*	141*	...	281	49
Calcutta	7	3	7	3	...	16	...	4	20	1	2	2	3	2	...	5	
Burdwan	527	417	20	12	547	420	...	1,282	20	11	1,322	196	290	299	8	6	6	2	1	4	200†	297†	300†	...	779	90	1	...	2
Rajshahye	1	1	215	149	5	4	221	164	3	510	11	3	527	...	1	...	55	133	62	1	4	2	56‡	138‡	64‡	...	139	119	
Dacca	1	...	817	258	65	46	883	302	1	780	165	22	968	81	192	195	9	28	41	1	2	3	91	222	239	...	451	99	1	...	1	...	
Chittagong	1	1	164	129	1	...	166	130	1	468	2	17	488	1	57	107	108	1	3	5	58	110	114	...	218	61	1	2	...
Patna	184	101	6	5	140	106	...	385	16	36	437	26	108	86	...	2	6	...	7	12	26	117	104	...	285	9	3
Bhagulpore	108	88	1	1	109	89	...	276	4	15	295	25	85	69	2	...	3	5	25	88	76	...	143	39	7	...	
Orissa	5	5	181	154	6	6	192	165	14	479	10	15	524	4	3	3	78	142	131	4	4	8	5	3	3	91	162	145	...	374	14	
Orissa Tributary Mehals	7	7	23	20	30	27	14	...	54	3	71	1	5	5	13	25	4	2	...	1	16	30	10	...	54	2	...	
Chota Nagpore	69	34	8	2	78	36	...	195	8	4	207	4	21	31	2	1	2	...	5	23	33	...	54	4	...	1	2	...	
Total	15	14	1,992	1,514	142	106	2,149	1,634	33	5,061	340	140	5,533	5	9	9	577	1,202	1,109	40	75	77	12	23	42	634	1,309	1,237	...	2,733	424	6	1	14	2	...
																									3,180			3,180					2			

N.B.—Six hundred and fifty-two secondary schools sent up 2,587 candidates to this examination, and 1,662 candidates from 585 schools were successful. These have been excluded from the foregoing statement.

* Exclusive of 12 candidates passed from guru-training classes.
 † Ditto of 25 ditto passed from 13 lower primary schools.
 ‡ Ditto of 5 ditto passed from guru-training classes.

Out of 2,149 upper primary schools that competed, 1,634 were successful, against 1,572 out of 2,122 in the preceding year. Of the 5,434 candidates from these schools, 3,103 were successful, against 2,916 out of 5,318 in the preceding year. The proportion of success for both schools and candidates was therefore higher. The Burdwan Division passed the largest number of candidates, as in the previous year. The upper primary scholarship examination for each division is held under the orders of the Circle Inspector concurrently with that for the award of the middle scholarships.

58. *Lower primary schools.*—These schools have declined from 45,595 to 44,854, and their pupils from 991,099 to 982,126. The following statement gives the comparative statistics for each division during the past two years:—

DIVISION.	1887-88.		1888-89.	
	Schools.	Pupils.	Schools.	Pupils.
Presidency	4,520	128,221	4,525	128,996
Calcutta	120	5,942	117	5,531
Burdwan	9,454	218,495	9,058	211,693
Rajshahye	2,500	56,237	2,598	60,455
Dacca	6,095	144,341	5,920	140,322
Chittagong	4,285	99,244	4,785	102,251
Patna	5,555	111,981	5,361	112,023
Bhagulpore	3,377	65,632	3,050	62,149
Chota Nagpore	1,480	41,512	1,515	43,324
Orissa	7,196	106,396	6,969	103,567
Orissa Tributary Mehals	1,013	13,098	956	11,815
Total	45,595	991,099	44,854	982,126

While the Chittagong Division shows a gain of 500 schools, and the Presidency, Chota Nagpore, and Rajshahye some small increase, there has been a falling off in the five remaining divisions, the result being a net loss of 741 schools. To account for the disappearance of 396 schools in the Burdwan Division, the Assistant Inspector alludes to the inundation in Midnapore, to grave errors on the part of a Sub-Inspector in Burdwan in preparing the returns, and to the omission of certain schools from the returns of the Hooghly district. He concludes by saying:—"It is much to be regretted that under the management of the District Boards there was such a large falling off in the number of primary schools." Mr. A. L. Clay, the Officiating Commissioner, accepts this view. The Bankura District Board account for the decrease of schools in that district in the following manner:—"The introduction of strict supervision in 1887-88 eliminated the most palpable ones, and in 1888-89 some of the most astute ones. The Board are not yet sure that all such have been detected and fully eliminated." The loss of 327 schools in the Bhagulpore Division is said to have been chiefly due to (1) scarcity, (2) cholera, and (3) "insufficient exertion on the part of some circle (inspecting) pundits to collect returns." The decrease of 194 schools in the Patna Division is not directly explained, but it was shared by Patna, Shahabad, and Durbhunga. The inspecting pundits, however, are reported "to have displayed a tendency, based on self-indulgence, of decreasing or disparaging the number of schools by failing to collect fair returns from schools in their circles or reporting them as defunct." The Joint-Inspector of Orissa says that the bulk of the loss in that Division (227 schools) is confined to the Pooree district, where a large number of pupils withdrew from schools owing to the pressure of the scarcity. The net loss of 175 schools in the Dacca Division was due to the loss of 259 schools in Furreedpore, 201 schools in Mymensingh, and 17 schools in Backergunge, against a gain of 302 schools in Dacca. The Inspector is led to believe that the loss in Furreedpore was due either to some defect in the rules framed by the Board for the registration of primary schools, or to want of sufficient activity on the part of the inspecting officers. He is unwilling to accept the explanation given by the Deputy Inspector of Mymensingh, that the loss in that district was owing to the transfer of a number of lower primary schools to the head of Maktab. The gain of 500 schools in the Chittagong Division is entirely due to the increase of 618 schools in the district of Tipperah, attended by the decrease of 118 schools in the other districts of the division. The figures for Tipperah have for some years been liable to fluctuation, and the increase and decrease of primary schools in that

PRIMARY
EDUCATION.

district are often the results of the inclusion of maktabs in larger or smaller proportion in the returns of lower primary schools. The loss of two schools in the Chittagong Hill Tracts is attributed by the Deputy Inspector to the "Kuki raids and the consequent expedition."

59. The following table shows the attendance and expenditure in lower primary schools for native boys, from all sources, during the past year:—

CLASS OF SCHOOLS.	Number of schools.	Number of pupils on the rolls on the 31st March 1889.	Average number on the rolls monthly.	Average daily attendance.	EXPENDITURE.					TOTAL.
					FROM PUBLIC FUNDS.			FROM PRIVATE FUNDS.		
					From provincial revenues.	From district funds.	From municipal funds.	From fees.	From other sources.	
<i>Lower Primary Schools.</i>					Rs.	Rs.	Rs.	Rs.	Rs.	Rs.
Maintained by the Department	8	107	91	70	838	2	...	840
Ditto by Municipal and District Boards.	15	365	340	178	...	251	1,002	1,253
Aided by the Department or by Municipal or District Boards.	36,153	8,30,797	7,44,067	6,14,445	88,733	2,37,869	8,283	11,39,142	2,14,829	17,38,856
Unaided	8,679	1,50,857	1,30,250	1,07,425	2,12,830	51,690	2,64,520
Total ...	44,854	9,82,126	8,74,748	7,22,113	89,571	2,88,120	9,285*	13,51,974	2,68,519	20,05,469

* Including Rs. 1,002 from the Khond Mehal Cess Fund in the Orissa Tributary Mehals.

The expenditure from provincial revenues and other public funds was Rs. 3,86,976, against Rs. 3,66,808 in the preceding year. The expenditure from local sources was Rs. 16,18,493. The contributions from public funds therefore amounted to 19.3 per cent. of the total expenditure. The schools are thus maintained by the people themselves with but little assistance from the public funds, the proportion of such assistance being largest in those tracts which had originally no indigenous system of their own.

60. The following table classifies lower primary schools for boys, division by division, according to the number of pupils attending them:—

DIVISIONS.	1	2	3	4		5		6		7		8		9		10
				Schools with 50 pupils and more.		Schools with 40 pupils and less than 50.		Schools with 30 pupils and less than 40.		Schools with 20 pupils and less than 30.		Schools with 10 pupils and less than 20.		Schools with less than 10 pupils.		
				Schools.	Pupils.	Schools.	Pupils.	Schools.	Pupils.	Schools.	Pupils.	Schools.	Pupils.	Schools.	Pupils.	
Presidency	4,525	128,896	359	22,200	427	18,421	969	33,497	1,558	37,139	1,214	18,739	23.5	
Calcutta	117	5,531	47	2,988	25	1,196	20	910	23	465	2	32	47.2	
Burdwan	9,058	211,693	379	22,681	574	25,074	1,250	41,657	2,644	62,890	4,211	59,391	23.3	
Rajshahye	2,598	60,455	50	2,868	141	6,134	336	11,035	1,062	25,280	1,009	15,138	23.2	
Dacca	5,920	140,322	165	9,982	393	16,004	1,044	35,380	1,968	45,976	2,375	32,980	23.7	
Chittagong	4,785	102,251	90	5,444	195	8,418	611	21,107	1,387	32,689	2,472	34,533	21.3	
Patna	5,361	112,023	170	10,182	225	9,731	610	20,407	1,286	30,585	5,060	41,168	20.8	
Bhawalpore	3,050	62,149	75	4,373	123	5,411	255	9,620	788	18,976	1,769	23,769	20.3	
Chota Nagpore	1,515	43,324	111	6,757	160	6,853	296	10,084	630	15,057	318	4,478	28.5	
Orissa	6,969	103,567	7	373	19	809	163	5,282	1,034	22,944	5,746	74,159	14.8	
Orissa Tributary Mehals	956	11,815	1	62	2	84	28	912	86	2,023	627	7,357	212	1,388	13.3	
Total ...	44,854	982,126	1,454	87,850	2,250	98,175	5,042	188,951	12,434	294,023	22,803	311,739	212	1,388	21.9	

The largest number of schools with 50 pupils and upwards was returned from the Burdwan and Presidency Divisions, and the largest number with less than 20 pupils from Orissa and the Burdwan Divisions. The Calcutta schools show the highest average number of pupils, the second and third places being occupied by the Presidency and Chota Nagpore Divisions respectively, and the lowest place by the Orissa Tributary Mehals. If the provisions of the English Code were applied to Bengal, and schools with less than 30 pupils excluded from the returns, 35,499 schools out of 44,854, or more than 79 per cent., would cease to be returned.

61. The following table gives the results of the lower primary scholarship examination for native boys in 1889, division by division.

DIVISIONS.	NUMBER OF INSTITUTIONS SENDING EXAMINEES.								NUMBER OF EXAMINERS.					NUMBER PASSED.									RACE OR CREED OF PASSED SCHOLARS.													
	Institutions under public management.		Aided institutions.		Other institutions.		Total.		From institutions under public management.	From aided institutions.	From other institutions.	Private students.	Total.	From institutions under public management.			From aided institutions.			From other institutions.			Private students.			Total.			Europeans and Eurasians.	Hindus.	Muhammadans.	Native Christians (non-aboriginals).	Aboriginal races.		Others.	
	Competing schools.	Successful schools.	Competing schools.	Successful schools.	Competing schools.	Successful schools.	Competing schools.	Successful schools.						First division.	Second division.	Third division.	First division.	Second division.	Third division.	First division.	Second division.	Third division.	First division.	Second division.	Third division.	First division.	Second division.	Third division.					First division.	Second division.		Third division.
		
Presidency	1,023	581	10	7	1,038	588	...	3,018	29	1	3,048	504	396	308	3	6	6	1	508	402	314	...	878	346	
Calcutta	15	7	15	7	...	44	44	6	3	6	3	9		
Burdwan	2,105	1,534	2,105	1,534	...	7,453	...	52	7,510	1,414	1,558	1,011	12	30	3	1,426	1,558	1,014	...	3,778	238	3	...	9	...
Rajshahye	891	573	5	3	896	575	...	2,394	8	8	2,410	1,133	4	3	1,140	465	674	1	...
Dacca	1,120	864	5	2	1,125	866	...	3,228	15	3	3,246	1,137	729	...	3	6	...	2	1,142	735	1,323	550	3	1
Chittagong	516	388	3	2	519	388	...	1,426	9	13	1,448	386	401	...	3	2	3	...	389	406	481	299	1	14
Patna	1,450	1,274	15	15	1,465	1,289	...	7,358	91	184	8,193	3,361	1,988	224	17	16	...	83	30	...	3,461	2,034	224	...	5,347	368	1	...	3	...
Bhagulpore	1,071	804	1,071	804	...	(a) 4,076	...	220	4,296	718	1,303	129	38	...	847	1,341	1,778	297	113	...
Orissa	1,175	980	1,175	980	...	3,330	...	5	3,335	1,503	1,189	3	2	...	1,511	1,191	2,635	66	1
Orissa Tributary Mehals.	6	4	...	14	14	64	58	84	76	14	100	211	1	326	6	(b) 11	12	5	(c) 32	(d) 33	1	49	45	41	...	129	1	5	...	
Chota Nagpore...	537	359	2	1	539	360	...	1,479	3	6	1,488	276	255	261	1	...	1	3	3	...	280	258	262	...	527	26	...	1	246	...
Total	...	4	9,922	7,375	104	83	10,032	7,467	14	34,911	366	493	35,784	6	10,454	7,834	1,809	63	63	42	236	106	4	10,759	8,003	1,855	...	17,350	2,865	9	1	377	15	
																											20,617			20,617						

N.B.—Two hundred and sixty-five high or middle English or middle vernacular schools sent up 1,168 candidates to this examination, and 787 candidates from 233 schools were successful. One thousand one hundred and thirty-nine upper primary schools sent up 4,281 candidates to this examination, and 2,514 candidates from 954 schools were successful. All these have been excluded from the foregoing statement.

(a) Includes 5 girls passed from boys' schools.

(b) Do. 1 girl ditto ditto.

(c) Includes 2 girls passed from boys' schools.

(d) Do. 1 girl ditto ditto.

OF PUBLIC INSTRUCTION.

PRIMARY
EDUCATION.

62. The following statement compares, in the most summary form, the results of the lower primary scholarship examination for the last ten years:—

Years.	Competing schools.	Successful schools.	Candidates.	Number passed.*
1879-80	7,620	24,163	11,354
1880-81	7,887	26,293	13,951
1881-82	8,283	29,368	16,131
1882-83	10,387	39,798	16,852
1883-84	10,979	40,706	20,011
1884-85	11,406	8,129	43,410	21,500
1885-86	10,794	7,589	38,443	20,018
1886-87	9,639	7,193	34,561	20,275
1887-88	10,379	7,087	37,459	18,845
1888-89	10,032	7,487	35,784	20,617

* Includes private candidates.

The results of the examination of 1889 were thus more favourable than those of any preceding year except 1887; and if allowance be made for the gradual raising of the standard of examination in some of the districts, the result is, on the whole, satisfactory. The Patna Division, however, again shows an extraordinarily large number of passes (5,719), and is closely followed by the Burdwan Division with its 4,028 successful candidates. Again, although the Government Resolution laying down the standard of the lower primary scholarship examination prescribes a minimum of two-fifths of the full marks for a pass, the classification of successful students in the third division in several districts leads to the inference that a lower proportion of pass marks has been adopted. This circumstance probably accounts for the high figures presented by them. The Deputy Inspector of Burdwan reports that "the Board set the questions themselves, which were too easy; and in their over-anxiousness to show that primary education has not deteriorated under their management, overlooked the rule that requires a candidate to secure one-fourth marks in each subject and two-fifths of the aggregate in order to pass." The results of the examinations, moreover, show such startling variations as to raise considerable doubts as to the maintenance of even a shadow of uniformity in the standard. The only escape from the present difficulty is to transfer the conduct of these examinations from local to central management in the case of every division. The Education Commission recommended (VII. 9) "that native and other local energy be relied upon to foster and manage all education as far as possible, but that the results be tested by departmental agency." It is high time to act upon this recommendation.

63. In the following summary is shown the distribution of upper and lower primary schools in each division, with the number of successful candidates at the respective scholarship examinations:—

DIVISION.	Upper primary schools.	Passed at upper primary examination.*	Lower primary schools.	Passed at lower primary examination.*
Presidency	489	330	4,525	1,224
Calcutta	7	5	117	9
Burdwan	695	812	9,058	4,028
Rajshahye	326	258	2,598	1,140
Dacca	551	552	5,920	1,877
Chittagong	276	282	4,785	795
Patna	186	247	5,361	5,719
Bhagulpore	153	189	3,050	2,188
Chota Nagpore	84	61	1,515	800
Orissa	265	388	6,989	2,702
Orissa Tributary Mehals	45	56	956	135
Total	3,077	3,180	44,854	20,617

* Includes private candidates.

The Lower Primary Scholarship examination was for the first time introduced in Calcutta last year.

An examination of the foregoing table shows that although Patna occupies the highest place at the lower primary examination, the Burdwan Division has achieved the distinction of heading the list at the upper primary examination, the second place being occupied by Dacca.

64 The following table shows the classification of lower primary schools for native boys according to the standards attained by them:—

PRIMARY
EDUCATION.

DIVISION.	Number of schools that send pupils to the lower primary scholarship examination.		Those that are below the lower primary standard, but read printed books.		Those in which no printed books are read.		Total.		Number of lower primary schools examined for rewards.	Number of pupils presented for examination.	Number of successful schools.	NUMBER OF PUPILS PASSED BY—		
	Schools.	Pupils.	Schools.	Pupils.	Schools.	Pupils.	Schools.	Pupils.				Standard A.	Standard B.	Total.
Presidency ...	2,105	68,692	2,420	60,004	4,525	128,696	3,731	52,029	3,727	10,595	21,533	32,128
Calcutta ...	15	865	102	4,698	117	5,531
Burdwan ...	3,246	93,495	5,811	118,186	1	12	9,058	211,693	7,738	72,548	7,633	13,306	33,985	47,291
Rajshahye ...	1,063	27,552	1,473	32,040	62	863	2,598	60,455	2,733	29,836	2,722	6,567	16,156	22,723
Dacca ...	1,523	47,442	4,357	92,421	35	459	5,920	140,322	2,951	34,393	2,904	11,302	13,976	25,338
Chittagong ...	1,116	30,154	3,123	63,991	540	8,106	4,785	102,251	2,238	25,236	2,227	4,519	7,236	11,757
Patna ...	2,398	56,345	2,985	60,128	368	5,560	5,361	112,023	3,156	38,411	3,124	9,334	14,716	24,050
Bhagalpore ...	1,337	30,993	1,526	28,458	187	2,695	3,050	62,149	1,603	14,338	1,601	4,054	5,092	9,146
Chota Nagpore ...	698	23,845	811	19,334	6	145	1,515	43,324	240	1,778	246	858	520	1,378
Orissa ...	1,839	33,704	5,008	68,463	123	1,400	6,969	103,567	5,179	40,306	5,036	5,907	10,863	16,773
Tributary Me- hals.	90	1,632	546	7,042	320	3,141	956	11,815	653	6,016	641	324	2,373	3,197
Total ...	15,345	415,024	27,869	544,731	1,641	22,371	44,854	982,126	30,431	314,911	29,953	60,826	126,955	193,781

The first and second standards are the same for all districts alike, and are the only two standards recognised for purposes of reward below that of the lower primary scholarship. They are described in detail in paragraph 101 of last year's report.

65. These examinations for rewards were generally conducted *in situ* in the Presidency and Chota Nagpore Divisions, but the pressure on the Sub-Inspectors is so great that even in these divisions there is a growing feeling in favour of central examinations under adequate safeguards. In the district of Bankura also the reward examinations were for the first time held *in situ* in accordance with the recommendations of the Education Commission. In the divisions of Dacca and Chittagong, however, a system of examination of all primary schools was held simultaneously at selected centres by local Committees appointed by the District Boards. This system has undoubtedly the advantage of guarding against the presentation of the same boys at different centres, but it is open to the objection that no professional experience can be brought to bear upon the examinations, and the grant of rewards to teachers upon the results is liable to considerable variation owing to the great multiplicity of standards adopted by the large number of examiners employed. The Deputy Inspector of Chittagong is an advocate of central examinations conducted by the Sub-Inspectors of Schools. In Noakhally the head pandit of a middle vernacular school, who conducted the examination at a centre, was "prosecuted for taking bribes from three of the patshala gurus for passing their boys in the reward examination of the year 1887-88, but for want of sufficient evidence the prosecution failed." The expedient of substituting private for departmental agency in testing results is opposed to the recommendation of the Education Commission already quoted in a foregoing paragraph.

VI.—SPECIAL INSTRUCTION.

66. Under this head are included—

- (a) Training schools for teachers.
(b) Other institutions for technical, industrial, and professional education:—

SPECIAL
INSTRUCTION.

CLASS OF INSTITUTIONS.	1887-88.		1888-89.	
	Schools.	Pupils.	Schools.	Pupils.
Training schools for masters ...	22	982	22	1,034
Ditto for mistresses ...	5	159	6	209
Guru-training classes attached to middle schools ...	155	540	179	653
School of Art ...	1	158	1	172
Law schools ...	10	1,172	10	935
Medical schools ...	7	887	8	999
Engineering and surveying schools ...	4	423	4	518
Industrial schools ...	13	519	12	479
Other schools ...	6	165	7	172
Total ...	223	5,005	249	5,171

SPECIAL
INSTRUCTION.

The number of training schools for mistresses has risen from 5 to 6 owing to the opening of a training school for mistresses at Baranagar in the 24-Pergunnahs. Government guru-training classes have increased by 15. Two aided guru-training classes have been returned from the Bhagulpore Division. Seven unaided guru-training classes have been established in the Presidency Division. Medical schools have increased by one, as two unaided medical schools are this year shown in the return for Calcutta—Dr. Jagadbandhu Bose's School and a homœopathic school. On the other hand, one of the Dacca unaided homœopathic schools ceased to exist during the year under report. Industrial schools have declined from 13 to 12 owing to the closing of a school at Entally in the 24-Pergunnahs, and of another at Talibpur in Moorshedabad, counterbalanced by the opening of an unaided industrial school at Alalpur in Balasore.

There is an increase of one in "other schools," due to the opening of an unaided music school at Dacca and of the Tikari Girls' School in Gya during the year, while the night-school opened last year at Mozufferpore by a banker for the education of the children of banias and shopkeepers has ceased to exist.

A.—TRAINING SCHOOLS.

67. The following statement gives the most important statistics with regard to these institutions:—

	Number of schools.	Number of pupils.	EXPENDITURE.					
			FROM PUBLIC FUNDS.			FROM PRIVATE FUNDS.		
			From provincial revenues.	From district funds.	From municipal funds.	From fees and fines.	From other sources.	Total.
			Rs.	Rs.	Rs.	Rs.	Rs.	Rs.
Government training schools—								
For masters	16	784	67,768	1,437	28	924	98	70,255
Aided training schools—								
For Masters	6	250	5,298	8,231	13,529
For Mistresses	5	194	5,480	...	60	4,094	9,766	19,460
Unaided training schools—								
For Mistresses	1	15	58	817	875
Guru-training classes attached to middle schools—								
Government	169	604	4,874	442	5,316
Aided	2	18	1,017	1,017
Unaided	8	31	75	75
Total	207	1,896	84,437	1,879	88	5,076	18,987	1,10,467

The number of schools rose from 182 with 1,681 pupils to 207 with 1,896 pupils, and the total cost increased from Rs. 1,04,602 to Rs. 1,10,467.

There is an increase of Rs. 2,960 in the expenditure on Government guru-training classes.

The two aided guru-training classes are at Haripur and Taljhari in the Sonthal Pergunnahs. Of the Rs. 1,017 spent on them, Rs. 810 was paid from the Sonthal Education Fund and Rs. 207 was paid in stipends to the pupils of the Haripur guru-training school.

68. The following statement shows the attendance and expenditure in the different grades of training schools for masters and mistresses, whether departmental, aided, or unaided. Schools of the first grade prepare students through a three-year's course, those of the second grade through a two-years'

course, and those of the third grade through a course lasting six months or a year:—

SPECIAL INSTRUCTION.

NAME OF SCHOOL.	NUMBER OF PUPILS ON THE ROLLS ON 31st MARCH—		EXPENDITURE, 1888-89.					Total.
	1888.	1889.	FROM PUBLIC FUNDS.			FROM PRIVATE FUNDS.		
			From provincial revenues.	From district funds.	From municipal funds.	From fees and fines.	From other sources.	
FOR MASTERS.								
<i>Government.</i>								
First grade—								
1. Calcutta	75	83	10,381	85	...	10,466
2. Hooghly	111	130	10,609	...	28	169	...	10,695
3. Dacca	133	136	9,631	399	91	10,151
4. Rangpur	75	85	5,291	73	2	5,366
5. Chittagong	60	59	4,695	50	...	4,655
6. Patna	76	84	11,247	11,247
7. Ranchi	24	20	2,433	2,433
8. Cuttack	69	54	5,477	515	...	81	...	6,073
Second grade—								
1. Jalpaiguri	34	37	2,200	77	5	2,282
Third grade—								
1. Saidabad	10	9	243	85	333
2. Lohardagga	14	13	787	787
3. Haldipukur	9	9	467	467
4. Puri	13	15	1,277	1,277
5. Balasore	25	23	1,465	285	1,750
6. Angul	15	15	1,071	1,071
7. Motihari	13	13	680	552	1,232
Total	756	784	67,708	1,437	28	924	98	70,255
FOR MASTERS.								
<i>Aided—</i>								
1. Barrackpur Wesleyan School	24	28	1,200	1,860	3,060
2. Krishnagar C.M.S. Training School	16	14	1,560	1,577	3,077
3. Bhimpur Nonthal Training School	105	111	1,350	1,350	2,700
4. Ghola Training School (Bishenpur)	22	31	300	623	823
5. Darjeeling Mission Training School	24	35	383	1,712	2,095
6. Pachamba Training School (Free Church)	35	31	565	1,204	1,769
Total	226	250	5,298	8,231	13,529
<i>FOR MISTRESSES.</i>								
<i>Aided—</i>								
1. Dum-Dum Wesleyan School	24	25	600	255	2,174	3,029
2. Church of England Zenana Mission Normal School	18	15	1,920	2,880	1,724	6,524
3. Free Church Normal School	39	39	2,000	780	1,702	4,482
4. Krishnagar Roman Catholic Boarding School	62	63	720	1,340	2,560
5. Baranagar Training School*	52	240	...	60	179	2,326	2,805
Total	143	194	5,480	...	60	4,094	9,766	19,400
<i>Unaided—</i>								
1. Bankura Wesleyan School	16	15	58	817	875
GRAND TOTAL	1,141	1,243	78,546	1,437	88	5,076	18,912	1,04,059

* New school.

69. The following table shows the results of the vernacular mastership examination for 1889. Certificates of the first, second, or third grade are given according as students have completed a course of three years, two years, or one year respectively. A certificate is classed as high, medium, or low, according to the marks obtained:—

NAMES OF SCHOOLS.	FIRST-GRADE CERTIFICATES.					SECOND-GRADE CERTIFICATES.					THIRD-GRADE CERTIFICATES.					TOTAL.	
	Candidates examined.	High.	Medium.	Low.	Total.	Candidates examined.	High.	Medium.	Low.	Total.	Candidates examined.	High.	Medium.	Low.	Total.	Candidates.	Passed.
Calcutta	20	...	6	9	15	30	1	10	14	25	33	...	12	13	25	83	66
Hooghly	41	...	13	15	23	39	...	11	19	30	60	3	15	17	35	180	93
Dacca	45	...	7	27	34	40	1	13	21	35	52	4	20	16	40	137	109
Chittagong	23	...	3	13	16	15	...	4	5	14	31	...	9	7	16	69	46
Rangpur	21	...	2	11	13	13	1	1	2	4	30	...	4	13	17	69	44
Jalpaiguri	6	...	1	1	2	3	4	14	8
Krishnagar	5	...	1	2	3	5	3	3	10	8
Private students	16	3	3	10	1	1	27	...	4	2	6	53	10
Total	106	...	31	78	109	163	3	43	80	123	226	7	64	75	146	556	381

SPECIAL
INSTRUCTION.

The total number of successful candidates is 381 out of 555, against 403 out of 526 in the preceding year. Either the examination must have been more difficult or the students less thoroughly prepared.

The number that obtained first-class certificates was 109 out of 166, against 99 out of 139 in the preceding year. The Dacca Training School again holds the first place with regard to the number of successful candidates turned out and the number of first-grade certificates. Hooghly again stands second, and Calcutta third. It is worthy of note that no first-grade candidates passed this year in the high division.

70. *Guru-training classes.*—The grant for the establishment of guru-training classes in connection with middle schools was raised from Rs. 6,000 to Rs. 9,000. It was distributed as follows:—

Presidency Circle	Rs.
Western	4,800
Rajshahye	1,950
Eastern	1,200
Behar	1,200
Total	9,450

The following table shows the number of gurus under instruction:—

Presidency Division	Schools.	Pupils.
Chota Nagpore	85(a)	343
Burdwan	19	90
Orissa	5	13
Dacca	20(b)	63
Chittagong	18	40
Rajshahye	11	19
Bhagulpore	19	67
	2(c)	18
Total	179	653

(a) Includes 7 unaided schools with 26 pupils.
(b) Do. 1 unaided school 5 "
(c) Returned as aided schools.

The guru-training system, which owes its origin to a suggestion of Mr. C. B. Clarke's, still flourishes most in the Presidency Division. It has been now extended to Bhagulpore. The guru-training classes in that division have been already noticed.

B.—OTHER SCHOOLS OF SPECIAL INSTRUCTION.

71. Under this head are included institutions and departments of institutions that teach law, medicine, and engineering, whether affiliated to the University of Calcutta or not, together with the Calcutta School of Art, industrial schools, and other schools of a special character. The following table gives the most important statistics with regard to these institutions:—

Statement of Attendance and Expenditure in Schools of Special Instruction in 1888-89.

	Number of institutions.	Number of pupils on the rolls on the 31st March 1889.	Average monthly roll number.	EXPENDITURE.						AVERAGE ANNUAL COST OF EDUCATING EACH PUPIL.	
				FROM PUBLIC FUNDS.			FROM PRIVATE FUNDS.			Cost to public funds.	Total cost.
				From provin- cial revenues.	From district funds.	From munic- ipal funds.	From fees and fines.	From other sources.	Total.		
I.—LAW.											
<i>Government Law Schools.</i>											
Hooghly College	1	21	21	1,291	233	1,514	...	72 1 6
Krishnagpur "	1	10	10	689	...	689	...	64 14 4
Dacca "	1	35	32	2,255	...	2,255	...	70 7 6
Patna "	1	30	32	2,400	...	2,400	...	75 0 0
Rajshahye "	1	8	10	609	798	1,407	...	40 11 3
Ravenshaw " Cuttack	1	18	18	1,095	...	1,095	...	60 13 4
Total	6	128	123	8,319	1,021	9,340	...	75 14 11

	Number of institutions.	Number of pupils on the rolls on the 31st March 1889.	Average monthly roll number.	EXPENDITURE.						AVERAGE ANNUAL COST OF EDUCATING EACH PUPIL.		
				FROM PUBLIC FUNDS.			FROM PRIVATE FUNDS.			Total.	Cost to public funds.	Total cost.
				From provin- cial revenues.	From district funds.	From munici- pal funds.	From fees and fines.	From other sources.	Rs.			
I.—LAW—concl.												
<i>Unaided Law Schools.</i>												
Metropolitan Institution	1	287	258	13,198	...	13,198	...	52 5 11	
City College	1	108	118	4,348	...	4,348	...	39 13 7	
Ripon "	1	391	337	
Jaganath " Dacca	1	21	21	762	...	762	...	36 4 6	
Total	4	807	723	18,308	...	18,308	...	46 13 2	
TOTAL LAW SCHOOLS	10	935	851	26,627	1,021	27,648	...	53 12 7	
II.—MEDICINE.												
Medical College, Calcutta	1	148	200	1,83,755	7,612	...	1,91,367	918 12 4	956 13 4	
<i>Government Medical Schools.</i>												
Sealdah	1	234	255	44,916	7,586	...	52,502	176 2 3	205 14 3	
Patna	1	121	141	17,841	2,296	689	20,826	126 8 6	147 11 2	
Dacca	1	205	204	13,904	6,593	...	20,407	68 2 6	100 7 7	
Cuttack	1	63	25	5,227	119	...	5,346	209 1 3	213 13 5	
Total	4	613	625	81,888	16,694	689	99,171	131 0 4	158 10 9	
<i>Unaided Medical Schools.</i>												
In Calcutta	2	128	131	2,442	977	3,419	...	26 1 7	
" Dacca	1	110	100	1,500	...	1,500	...	15 0 0	
Total	3	238	231	3,942	977	4,919	...	21 4 8	
TOTAL MEDICAL SCHOOLS	8	999	1,056	2,65,043	28,148	1,666	2,95,457	251 8 10	279 12 7	
III.—ENGINEERING.*												
Civil Engineering College, Seebpore	1	200	172	65,224	7,003	...	72,227	379 3 4	419 14 9	
<i>Government Surveying Schools.</i>												
Dacca	1	168	166	2,394	2,105	...	4,499	14 6 8	27 1 7	
Patna	1	60	57	2,716	669	...	3,385	47 10 4	59 6 2	
Cuttack	1	90	85	1,796	830	...	2,625	21 1 10	30 14 1	
Total	3	318	308	6,905	3,604	...	10,509	22 6 8	34 1 11	
TOTAL ENGINEERING SCHOOLS	4	518	480	72,129	10,607	...	82,736	150 4 3	172 5 10	
IV.—ART AND INDUSTRY.												
Government School of Art	1	172	163	25,462	3,709	...	29,171	156 3 4	178 15 4	
<i>Government Industrial Schools.</i>												
Ranchi Industrial School	1	25	24	1,172	1,785	2,957	48 13 4	123 3 4	
<i>Aided Industrial Schools.</i>												
In the Presidency Division	2	80	78	399	...	148	547	5 1 10	7 0 2	
" Calcutta "	1	30	30	300	996	1,296	10 0 0	43 3 2	
" Burdwan "	3	153	136	973	2,314	3,287	7 2 5	24 2 8	
" Orissa "	1	68	56	312	312	624	5 9 1	11 2 3	
Total	7	336	300	1,585	...	399	...	3,770	5,764	6 9 9	19 2 10	
<i>Unaided Industrial Schools.</i>												
In the Presidency Division	1	45	35	99	99	...	2 3 3	
" Bhagulpore "	2	60	63	8	240	...	3 12 11	
" Orissa "	1	13	11	192	200	...	18 2 10	
Total	4	118	109	8	651	639	...	4 15 1	
TOTAL ART SCHOOLS	13	651	598	25,219	...	399	3,717	6,086	38,421	48 0 3	64 7 5	
OTHER SCHOOLS OF SPECIAL INSTRUCTION.												
<i>Government.</i>												
In the Rajshahye Division	1	44	36	4,134	4,134	114 13 4	114 13 4	
<i>Aided.</i>												
In Calcutta	42	39	289	253	613	1,155	7 6 6	29 9 10	
" Burdwan Division	2	42	47	178	192	370	3 12 7	7 13 11	
" Patna "	1	23	18	120	...	120	240	5 3 6	10 7 0	
Total	4	107	104	467	...	120	253	925	1,765	5 10 3	17 0 0	
<i>Unaided.</i>												
In Orissa Division	1	13	10	84	84	...	8 6 5	
" Dacca "	1	8	5	30	...	30	...	6 0 0	
Total	2	21	15	30	84	114	...	7 9 7	
TOTAL OTHER SCHOOLS	7	172	155	4,601	...	120	283	1,009	6,013	30 7 4	38 12 8	

SPECIAL
INSTRUCTION.

72. LAW.—The number of law students in Government colleges is 128, against 125 in the preceding year, and the average monthly roll number is 123, against 140 in the preceding year. The number of students in unaided law schools has gone down from 1,047 to 807, and the monthly roll number from 959 to 728. The sum of Rs. 223, which the Hooghly Law Lecturer derives from other funds, represents the part fee payments of Mahomedan students from the Mohsin Fund. The Rajshahye lecturer received this year Rs. 798 from the endowment of Rs. 20,000 made by Rani Manomohini Devi.

73. The following table shows the results of the examination for the degree of Bachelor of Law held in 1889. This year 187 students have passed out of 355, against 238 out of 356 in the previous year:—

NAME OF INSTITUTION.	Number of candidates.	PASSED IN THE—	
		First division.	Second division.
Presidency College	1
Hooghly	11	...	8
Krishnaghur	3	...	1
Dacca	16	1	10
Rajshahye	6	...	4
Patna	22	2	10
Ravenshaw Cuttack	4	3	1
Metropolitan Institution	129	1	64
City College	45	4	19
Ripon	109	2	52
Jagannath Dacca	9	...	5
Total	355	13	174

187.

As in the previous year, the Metropolitan Institution sent up and passed the greatest number of candidates.

74. MEDICINE.—The total number of medical students has risen from 887 to 999, principally owing to the establishment in Calcutta of Dr. Jagadbandhu's School. The number of students in the Calcutta Medical College has declined from 160 to 148. There is a slight increase in the Sealdah and Patna schools, and a slight decrease in the Dacca school. The number in the Cuttack school is the same as last year.

75. *Medical College.*—The College has now completed its fifty-fourth session.

During the year Dr. W. H. Gregg was appointed Professor of Hygiene, *vice* Dr. Lidderdale, retired. Dr. F. F. Perry officiated as Professor of Ophthalmic Medicine and Surgery from 1st April to 30th November 1888, during the absence on furlough of Dr. Sanders. Dr. Robert Harvey took furlough for 397 days from the 13th April 1888. Dr. C. H. Joubert was appointed to officiate as Professor of Midwifery and Obstetric Physician.

When the session opened, 160 students resumed their studies, 16 rejoined, and 51 began their medical studies for the first time. There was thus a total of 227, against 254, 234, and 218 in the three preceding years.

Of the 67 new and readmitted students, 10 received free presentations, 41 were enrolled as paying or matriculated students, 6 entered as casual or non-matriculated students, 6 joined the female certificate class (of whom two are from Burmah), and four joined the hospital apprentice class.

At the close of the session the strength of the College was 148, against 160, 172, and 152 in the three preceding years.

In 1889, 20 candidates went in for the first L.M.S. examination and 11 passed, 23 candidates went in for the second L.M.S. examination and 15 passed. For the first M.B. examination, 26 candidates presented themselves, of whom 1 passed in the first and 7 (among them one female candidate) in the second division. One candidate, who failed in comparative anatomy only, was declared to have passed the first L.M.S. examination. For the second M.B. examination 10 candidates presented themselves; 3 passed in the first, and 4 in the second division.

There are 15 boarders in the Maharani Sarnamayi Hostel, of whom 6 are Europeans, 5 are Eurasians, and 4 are Natives.

The total expenditure of the College has risen from Rs. 1,70,237 to Rs. 1,91,367, owing principally to the inclusion for the first time of the salaries of the Professors of Ophthalmic Surgery and Botany.

76. *Campbell Medical School, Scaldah.*—Dr. S. Coull Mackenzie was absent for three months on privilege leave, from the 5th August to the 6th November, and Surgeon-Major E. G. Russell, M.B., officiated for him. Of the 82 second-year students who went up for the first license examination, 78 passed. Of the 59 third-year students who appeared at the second or final license examination, 50 passed. Of the 79 first-year male students, 60 obtained promotion. Of the 14 first-year female students, 10 obtained promotion and one was ordered to be re-examined in three months. Four Europeans, 1 Eurasian, and 18 Natives appeared at the compounders' examination. The 4 Europeans, the 1 Eurasian, and 15 of the Natives were successful.

77. *Dacca Medical School.*—Surgeon-Major C. J. W. Meadows assumed charge of the school on the 27th May 1888. At the close of the session there were 14 fourth-year, 50 third-year, 89 second-year, and 52 first-year students on the rolls. In the final examination 63 students appeared, of whom nine failed in Therapeutics and two in Midwifery. These men were recommended by the Committee of Examiners for re-examination after three months. In the junior diploma examination 79 second-year students appeared, of whom only two failed.

78. *Temple Medical School, Patna.*—At the close of the session there were 121 students on the rolls, 53 in the first-year, 37 in the second-year, and 31 in the third-year. Of the 31 students of the third year, 20 passed, and 2 were recommended for re-examination. Of the 37 students in the second-year class, 18 passed and 7 were recommended for re-examination.

79. *Cuttack Medical School.*—Since Dr. Stewart went on furlough, Surgeon-Major E. Bovill has been in charge of the school. There were 53 students at the close of the session—23, including 3 females, in the first-year class, 19 in the second-year class, and 11 in the third-year class. In the third-year class there were 2 females, 1 of whom passed third out of 11 students. The other left in the course of the year to be married.

80. **ENGINEERING.**—The institutions for teaching engineering are the Government Civil Engineering College at Seebpore, and the Dacca, Patna, and Cuttack Survey Schools. There were 518 students in these schools, against 423 in the preceding year.

81. *Engineering College, Seebpore.*—On the 31st March last the number of students in the Engineering Department affiliated to the University was 66, against 59 in the preceding year. Of these, 24 were in the first-year, 18 in the second-year, 14 in the third-year, and 10 in the fourth-year class. The University B.E. and L.E. examinations commenced on the 2nd of July. Nine students of the fourth-year class and 1 *ex-student* appeared, and of these 5, including the *ex-student*, passed in the second division. H. Martindale, L.E., and Nogendra Nath Mookerjee, B.E., gained the first and second places respectively. Consequently the two guaranteed appointments for the current year fell to them, and Nogendra Nath Mookerjee as a B.E. takes the Ambika Charan Chowdhuri gold medal in mathematics. The F.E. examination commenced on the 7th May. Twelve third-year students and one previous failure presented themselves, and eight passed in the second division. At the College examinations held on the 14th May, 15 students presented themselves and 10 passed, not one having failed in shop-work. Out of the 21 first-year students 16 were promoted to the second-year class.

On the 31st March 1889 the apprentice department contained 128 students, against 105 in the previous year. In addition there are six artisan pupils from Assam, who are instructed altogether in the workshops. Ten senior apprentices left the College during the year with final certificates: all have obtained appointments, and appear to be giving satisfaction to their employers. The fourth-year class was examined in July: 21 students appeared and 18 passed. Four of these left, and 14 remained to go through their course of practical work.

The annual examinations were held in January. Twelve students (one having left with a sub-overseer's certificate) appeared for promotion to the fourth-year class, and all were successful. Twenty-one students of the second-year class underwent examination, and 19 passed. Forty-four students of the first-year class were examined and 39 passed. For the admission examination in January 81 candidates were registered and 65 appeared, of whom 45 were

admitted, but only 35 joined. In addition to these, three boys, who had passed Standard VII of the European Code, and four, who had passed the Entrance examination in English and mathematics, took their admission, while four who failed to gain admission to the second year rejoined.

Altogether there were 200 students on the rolls on the 31st March 1889, against 168 in the preceding year.

During the year the Principal granted one overseer and four sub-overseer's certificates, in addition to the final certificates already mentioned as granted to the senior apprentices.

The usual survey operations were carried on in the year under review, and works were visited by the senior engineer-students under the superintendence of Mr. Slater. The Principal suggests that it would be highly beneficial if the University would award marks for notes and sketches made during these visits.

The Board of Visitors have framed a rule making it compulsory on all students to join the revived Athletic Club. Football continues the favourite game with all: the native students are gradually taking more and more to cricket, but the College has lost the "Harrison Shield." In the annual sports, which came off on the 4th of March, the native students showed that they could in some things hold their own against European and Eurasian competitors. Stables for the horses of residents were completed during the year. On the 31st March there were 183 students, including 6 artisans, in the College Hostel—167 Hindus and 16 Christians.

The total expenditure of the College was Rs. 72,227, of which Rs. 7,003 was derived from fees and Rs. 65,224 from provincial revenues, including Rs. 9,760 incurred in the workshops for the practical training of students.

82. The Committee appointed under the Government Resolution dated the 30th July 1887 have now submitted their report. They propose (1) with regard to the Engineering branch of the College that a higher entrance test should be required for admission, *i.e.*, that a student in order to be admitted (*a*) should have obtained 40 per cent. in English and 50 per cent. in mathematics of the totals allotted to those subjects in the Entrance examination, being under 19 years of age; (*b*) or should have passed the F.A. examination, being under 21 years of age; or (*c*) the B.A. examination in the B course, being under 23 years of age (in which case he would be allowed to join the second-year class of the College); (2) that the first examination in engineering should be abolished, and the theoretical course reduced to three years, being at the same time made lighter by the omission of certain mathematical and scientific subjects of an unpractical character, to be followed by half a year in railway workshops and one and a half years on works in progress. With regard to the subordinate branch of the College, they propose that the theoretical course be reduced to two years, and be made lighter by the simplification of the mathematical and science courses. Such of the students of the subordinate branch of the College as are desirous of being trained as skilled mechanics should be apprenticed to workshops according to the particular trade they wish to follow. Their workshop course would thus extend to three or five years. Such of them as desire to be trained as civil overseers should be put through a six months' special course in surveying, estimating, and accounts, in addition to the regular theoretical course, and should then go through the same course of manual and practical instruction as the engineering students. At the same time the Committee propose the abolition of the workshops, which are no longer required by the Public Works Department, and the conversion of the workshop buildings into lecture theatres, classrooms, and laboratories, for the formation of additional classes for the training of youths for callings in which special theoretical knowledge is required. They suggest that a model-room and a drawing-hall might also in this way be provided. Other measures proposed are the establishment of a final college examination in engineering apart from that held by the University, the establishment of a hospital, the payment of the travelling expenses of students when visiting outlying works, such as the Burrakar Iron-Works; and the publication of a College calendar. Sir Alfred Croft considers the proposal to abolish the workshops prejudicial to the interests of engineering, and still more of mechanical education. At present the students turned out by the mechanic department of the College obtain without difficulty remunerative employment. The department may therefore be pronounced a success from a practical point of view.

Sir Alfred Croft considers that this department is "jeopardised by the proposals of the Committee." He remarks:—"There is something obviously defective in the idea of a technical institution for the training of mechanics from which everything of the nature of manual instruction is excluded. We are brought back to the time when the Civil Engineering Department was a branch of the Presidency College; and all the efforts made in the past ten years to carry out the modern idea of technical instruction, in which theory and manual work are combined, will have been made in vain. The workshops being removed, there is no longer any reason why the Engineering College should remain at an inaccessible place like Seebpore; and consequently all the expenditure incurred on buildings has been money thrown away."

It is satisfactory to find that the Committee express strong approval of the rules for the maintenance of discipline in force in the Seebpore Engineering College. They remark:—"The monitorial system and the conduct-register were brought into operation as soon after the establishment of the College as was practicable, and their effect on the maintenance of discipline has, the Committee is informed, been very marked." It has been brought to the notice of the Committee that the severity of the discipline maintained in the College renders it unpopular with certain classes of the community, but they see no reason for relaxing it. Indeed, they are of opinion "that the rules at present in force are not so stringent as those in educational institutions in England," and they think "that if the policy of Government is to raise education in this country to the English standard, the English standard of discipline should be aimed at."

83. *Dacca Survey School*.—On the 31st March last there were 108 students in the first-year and 60 in the second-year class, against 76 and 39 in those classes, respectively, last year. Of these, 156 were Hindus and 12 Mahomedans. It is evident that the school is gradually gaining in popularity owing to the fact that its passed students obtain a livelihood. Of the second-year class, 21 obtained certificates at the annual examination, and of the first-year class 52 were promoted.

84. *Patna Survey School*.—There were 60 students on the rolls, 32 Hindus and 28 Muhammadans, against 61 in the previous year. Of the first-year class 20 were promoted, and of the second-year class 25 obtained certificates. Most of the students who have passed have succeeded in securing some kind of employment.

85. *Cuttack Survey School*.—The number of students was 90, against 83 in the preceding year; all Hindus. This increase shows that the people of Orissa appreciate the instruction given in the school. Of the second-year students, 18 passed the final examination. The result of the examination of the first year was on the whole satisfactory.

86. ART AND INDUSTRY.—The Government School of Art is the most important institution under this head. Industrial schools have declined from 13 to 12, as already explained.

87. *Government School of Art*.—The number of students has risen from 158 to 172, and the expenditure from public revenues from Rs. 24,978 to Rs. 25,462.

Mr. Jobbins remarks that the students in the technical classes are doing excellent work, particularly in the wood-engraving and lithographic classes, and a considerable amount of outside work has been satisfactorily executed. Less work has been done this year in the advanced painting classes owing to the fact that 22 of the advanced students have entered as candidates for the first certificate of the third grade. The works prescribed for this certificate include examples in various stages of drawing, as light and shade, outline, drawing with instruments, &c. The second certificate, "Painting and Design," will be commenced after the completion of the first. It is estimated that the execution of the works and preparation for the examination will take a year for each certificate.

The holders of one or more certificates of the third grade will be eligible for employment as teachers.

Special classes have been instituted for those students desirous of becoming teachers. Lectures on Perspective, Practical Geometry, and Model Drawing, are now given every week.

SPECIAL
INSTRUCTION.

Another innovation is the establishment of a class for still-life painting. The progress of the students in this class has been most satisfactory.

In the elementary classes free-hand test papers (to be worked in a given time) are given out every week. The Superintendent examines and marks them himself, and the results are put up in a conspicuous place in the classrooms.

The following prizes have been offered for competition among the students of the school:—

HIS EXCELLENCY THE VICEROY.—A silver medal to be awarded to the student who at the end of the year has made the greatest progress in any of the classes under instruction.

THE HON'BLE SIR ALFRED CROFT.—Four silver medals—

1. For the best head painted from life in colours in any medium.
2. For the best study of still-life in oils or water-colours.
3. For the best example of modelling in clay or wax.
4. For the best architectural drawing.

These prizes have been instituted in connexion with the Calcutta Art Society.

HIS HIGHNESS THE BARA THAKUR OF TIPPERAH.—A gold medal.

MAHARAJA SIR JOTENDRA MOHAN TAGORE.—A silver medal.

The Superintendent mentions the great assistance he has received from Mr. Ghilardi, the Assistant Principal, and Babu Annada Prasad Bagchi, the Head Master.

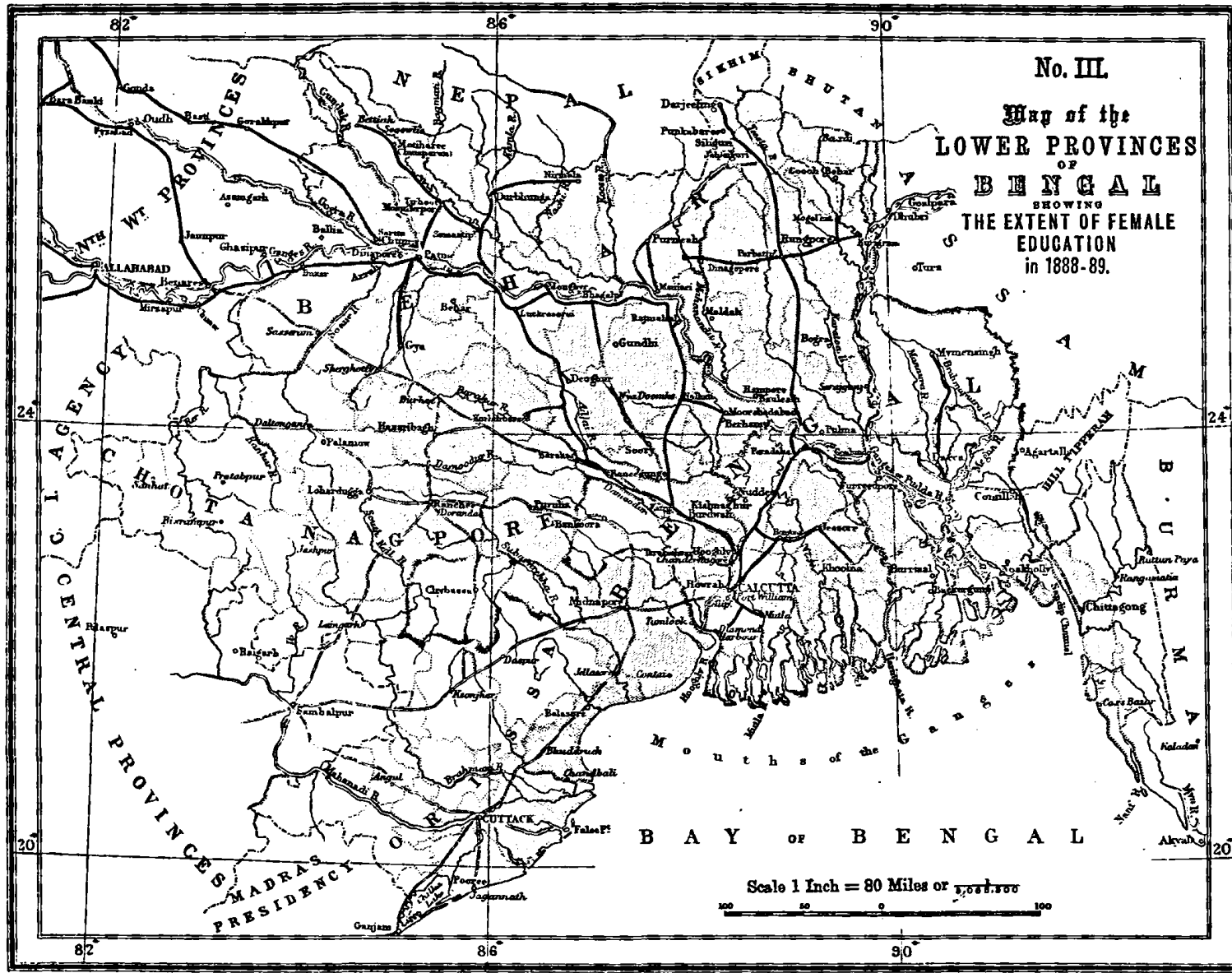
88. *Government Art Gallery.*—The Gallery was open to the public for 124 days. The number of visitors during the year was 3,647, namely 679 Europeans, 2,515 Hindus, and 453 Muhammadans. The Gallery was closed for repairs from the 18th August to the 30th October 1888.

The additions to the gallery during the year are two still-life studies in oil colour, purchased from Babu A. P. Bagchi.

89. *Industrial Schools.*—The Ranchi Industrial School has only 25 pupils, against 41 in the preceding year. The total expenditure has risen from Rs. 1,800 to Rs. 2,957, but the sale-proceeds of manufactured articles are Rs. 1,875, against Rs. 532 in the preceding year. The school is still under the charge of the third master of the Government Zillah School. The Murshidabad schools have declined from 4 to 3. The Murshidabad Technical School, established by Mr. Anderson, had 43 pupils on its rolls, against 38 in the preceding year. The two remaining classes are attached to the middle schools at Kandi and Jamua. The Calcutta S.P.G. School has given up electroplating, and teaches only carpentry. It has 30 pupils—all Native Christians—against 27 in the preceding year. Of the two Midnapur schools, the Baptist Mission School has increased its numbers from 69 to 73, while in the Mahishadal School there are 35 pupils, against 39 in the preceding year. The Bankura School has 50 pupils, as last year, and the school is said to be slowly improving. The roll number of the Madhupur School this year was 49, against 47 in the previous year, and that of the Newadah School 11, against 23. In addition to the Reverend Z. Griffin's technical school at Balasore, which had this year 68 pupils, 44 of them Native Christians, there is one established at Alalpur, in the same district, by Chowdhry Akhoy Narain Dass Mahapatra, Secretary of the Alalpur Middle Vernacular School. The Joint-Inspector is of opinion that the district should rest content with one school at present.

A technical school has been opened at Rangpur, in the Rajshahye Division, by the District Board. Its main object is to teach industrial arts, carpentry, and blacksmith's work, but instruction is also afforded in freehand drawing and surveying. A technical school is said to be much required in Rangpur, as all handicrafts are at a low ebb. The school has a strong Managing Committee, and the District Engineer is the Superintendent of it. Altogether it seems to have been started with every prospect of success. No returns have been received from this school, though it is mentioned in the Inspector's report.

90. *OTHER SCHOOLS.*—The only one of these schools that it seems necessary to notice in this report is the Bhutia Boarding School. The numbers in the school on the 31st March were 44, against 37 in the previous year. All the



REFERENCES.

Class I.	2 to 5 per cent.	
" II.	1 to 2 "	
" III.	1/2 to 1 "	
" IV.	below 1/2 "	

pupils, except the two Native Christians referred to last year, were Buddhists. Seven of the pupils were boarders, 37 day-boys. The new second master is said to be working well. The head-master reports that in August 1888 he sent two other boys to the survey party in Simla, and that he had good reports of the two who have gone there previously. He also states that some of the *ex*-pupils of the school made themselves useful in connexion with the Sikkim expedition.

91. During the year under report no agricultural scholar was elected.

VII.—FEMALE EDUCATION.

92. The following statement gives the comparative statistics of schools for native girls for the last two years:—

	1887-88.		1888-89.	
	Schools.	Pupils.	Schools.	Pupils.
<i>Girls' Schools—</i>				
Maintained by the Department ...	2	205	2	226
Ditto by Municipal and District Boards ...	5	210	5	205
Aided by the Department or by Municipal or District Boards ...	2,005	41,232	2,015	42,301
Unaided ...	235	4,391	280	5,156
Total ...	2,247	46,038	2,302	47,888
Girls in boys' schools	37,785	...	35,079
GRAND TOTAL ...	2,247	83,823	2,302	82,967

The number of girls' schools and that of their pupils have increased, while that of girls reading in boys' schools shows a slight falling off, the net result being a loss of 856 pupils under instruction. There were three high English and four middle English schools for girls, as in the previous year, but the number of middle vernacular schools rose from 19 to 22. Upper primary girls' schools declined from 274 to 245—a result due mainly to change of classification.

93. Lower primary schools for girls rose from 1,947 with 35,116 pupils to 2,028 with 36,898 pupils. The following statement shows their distribution during the past two years:—

Divisions.	1887-88.		1888-89.	
	Schools.	Pupils.	Schools.	Pupils.
Presidency ...	310	6,896	316	7,395
Calcutta ...	48	1,216	39	1,266
Burdwan ...	125	2,461	171	3,179
Rajshahye ...	83	1,313	89	1,318
Dacca ...	649	9,263	641	9,733
Chittagong ...	347	5,321	302	4,403
Patna ...	141	2,502	201	3,473
Bhagulpore ...	66	1,809	71	1,667
Chota Nagpore ...	98	2,596	100	2,409
Orissa ...	75	1,624	92	1,925
Orissa Tributary Mehals ...	5	115	6	130
Total ...	1,947	35,116	2,028	36,898

There has been an appreciable gain in the Burdwan and Patna Divisions, while the Chittagong Division again shows a loss of schools and pupils, and the Bhagulpore Division a loss of pupils only. In the Bhagulpore Division the loss of pupils in the district of Bhagulpore was due to the reduction ordered by the District Board in the rates of rewards for teaching girls, and in Purneah to a change of classification: the loss in the Sonthal Pergunnahs has not been explained in the district report. The Assistant Inspector, Chittagong, attributes the loss of schools in Tipperah, compensated by a gain of pupils, to the enforcement of strict rules for the grant of rewards to schools teaching girls; the loss of schools and girls in Noakhali to the introduction of the system of payment to girls' schools according to standards of progress attained; and the loss of girls in Chittagong to the fact that the Board ordered the examination of girls at the girls' schools *in situ*, which the Sub-Inspectors were unable to accomplish. The increase in the Burdwan Division is due to the ordinary process of development, while in the Patna Division it is attributed to "liberal rates of reward allowed to girls' schools."

SPECIAL
INSTRUCTION.FEMALE
EDUCATION.

FEMALE
EDUCATION.

In Calcutta the loss in schools is more apparent than real, and is mainly due to a reduction in the number of girls' classes in connection with patshalas, and to a change of classification of the schools under the American Zenana Agency, several schools being returned as separate institutions, instead of each teacher in the agency being counted as one school for the purposes of the annual returns.

94. The following table gives the attendance and expenditure in schools for native girls:—

CLASS OF SCHOOLS.	Number of schools.	Number of pupils on the rolls on the 31st March 1889.	Average number on the rolls monthly.	Average daily attendance.	EXPENDITURE.					Total.
					FROM PUBLIC FUNDS.			FROM PRIVATE FUNDS.		
					Provincial revenues.	District funds.	Municipal funds.	Fees.	Other sources.	
					Rs.	Rs.	Rs.	Rs.	Rs.	Rs.
Maintained by the Department ...	2	226	220	188	17,756	4,759	122	22,637
Maintained by Municipal or District Boards ...	5	205	196	136	169	...	1,131	...	58	1,358
Aided by the Department or by Municipal or District Boards ...	2,015	42,301	39,097	30,099	68,188	22,811	11,051	18,383	1,48,773	2,69,206
Unaided ...	280	5,166	4,711	3,459	1,105	15,715	16,820
Total ...	2,302	47,888	44,224	33,882	86,113	22,811	12,182	24,247	1,64,669	3,10,021
					1,21,106			1,88,915		

95. The total expenditure from public sources was Rs. 1,21,106, against Rs. 1,17,214 in the preceding year. The contributions from private sources were Rs. 1,88,915, against Rs. 1,90,659. The total expenditure increased from Rs. 3,07,873 to Rs. 3,10,021. Municipal contributions increased from Rs. 7,266 to Rs. 12,182.

96. The progress of female medical education has been incidentally noticed in the account of the Medical College and the Campbell and Cuttack Medical Schools given in the section of the report dealing with special instruction. It remains only to add that in the Calcutta Medical College five female students are now reading for the University degrees in medicine, and 19 in the special certificate class. Mrs. Ganguli, B.A., has passed the special certificate examination. From the Midwifery class 6 native *dais* and 8 pupil-nurses passed out with certificates.

I now proceed to consider general instruction. The tables in the section on University education give the usual figures with regard to the College Department of the Bethune School. The two departmental schools for girls are the Bethune School and the Eden Female School at Dacca. Their aggregate cost was Rs. 22,637, of which Government contributed Rs. 17,756. The five municipal and Board schools cost Rs. 1,358, of which Rs. 169 were paid from the provincial revenues, Rs. 1,131 from municipal funds, and Rs. 58 from other sources. In the 2,015 aided schools the expenditure from public sources, including district and municipal funds, amounted to Rs. 1,02,050, or at the rate of Rs. 50 for each school, while the total expenditure was Rs. 2,69,206, or Rs. 133 a school. These figures include, however, schools of every degree of cost. A fuller analysis of the returns shows that the number of grant-in-aid girls' schools is 306 with 11,969 pupils, and that of schools aided from the primary, khas mehal, circle, and other grants, 1,709 with 30,332 pupils. A grant-in-aid girls' school costs Rs. 216 a year, while a primary grant school costs on an average less than Rs. 20 a year to the public funds. This circumstance confirms the opinion so often expressed by competent observers that the further development of female education will depend upon the action of the various District and Local Boards, as these bodies are charged with the administration of the primary grant. A note of warning has, however, been sounded from the Rajshahye Circle. The Deputy Inspector of Julpaiguri says that the withdrawal of the monthly allowance to gurus for teaching girls has checked the spread of female education. The District Board of Pubna continues to discourage mixed schools. The loss of schools in the districts of the Chittagong Division has already been noticed.

97. The School Department of the Bethune School contained 121 girls, against 118 in the preceding year. The total expenditure was Rs. 17,167, against Rs. 16,914, of which Rs. 12,476 were contributed by Government. The fees amounted to Rs. 4,691, against Rs. 4,276. The school passed four candidates out of five at the Entrance examination of 1889 (against two in the previous year), one of them gaining a junior scholarship. There are special classes for drawing and music as well as needle-work. The school is under the management of a Committee with the Chief Justice as President. Proposals are now under the consideration of Government for the accommodation of the increased number of pupils applying to be enrolled as boarders. The College Department has now 13 pupils, who are thus distributed:—First-year five, second-year three, third-year two, fourth-year three. In 1889 two girls passed the First Arts examination and gained senior scholarships out of three sent up.

98. The Eden Female School at Dacca had 105 pupils on its rolls, against 87 in the preceding year. The total cost was Rs. 5,470, of which Government paid Rs. 5,280. The fee-receipts fell off from Rs. 118 to Rs. 68, and the subscriptions from Rs. 825 to Rs. 122. The school sent up three girls to the upper primary examination, of whom none passed. Six girls appeared at the lower primary examination and came out successful.

99. The following statement summarises the expenditure on the principal institutions for female education in Calcutta that receive Government aid. They are attended almost exclusively by native girls. The total monthly grant was Rs. 2,502, against Rs. 2,484 in the preceding year:—

	Pupils.	Monthly grant. Rs.
16 Ordinary grant-in-aid schools	1,389	597
13 Primary grant schools	738	121
3 Orphanages	285	215
2 Training schools	54	327
4 Zenana agencies	425	1,242
22 Schools supported from zenana grants	1,429	...
60	Total	4,320
		2,502

The two training schools are the Free Church Training School and the Church of England Zenana Mission Training School. These institutions are intended to prepare teachers for native schools. One of them—the Free Church Training School—also prepares pupils for the Entrance and First Arts examinations of the Calcutta University. Three girls from this school appeared at the Entrance examination in 1889, but were not successful.

The only aided high school for native girls is the Christ Church Girls' School, under the able management of Miss Neele. It had 70 pupils, of whom 62 were Christians, 2 Hindus, 1 Muhammadan, and 5 "others." It passed one candidate at the Entrance examination of 1889. An application for a building grant for this school is now under consideration.

100. The first examination for the award of the special girls' scholarships recently sanctioned by Government for Calcutta and the neighbourhood was held during the year under report. Of the 5 middle, 10 upper primary, and 20 lower primary scholarships available, only 2 upper and 10 lower primary scholarships were taken up, after important relaxations of the rules had been made by Sir Alfred Croft at the instance of Mrs. Wheeler, the Inspectress of Schools, and the Inspector of Schools, Presidency Circle. The following schools were successful:—

	Number passed.	Scholarships gained.
<i>Upper primary—</i>		
Kidderpore C.S.M.	1	1
Agarpara Orphanage	2	1
Total	3	2
<i>Lower primary—</i>		
F.C. Orphanage	3	3
Central School	1	1
Agarpara Orphanage	2	...
Kidderpore C.S.M.	1	1
Intali Hindu Girls'	4	4
Darjipara Hindu Girls'	1	1
Total	12	10

FEMALE
EDUCATION.

101. The following schools were unsuccessful:—Sabhabazar C.S.M., Badurbagan C.S.M., Jhamapukur, Gurpar, Chasadhopapara, Bagbazar C.S.M., Chorebagan, Kaliprosad Dutt's Street, and Darpanarayan Tagore's Street. The following rules have been laid down for the award of these scholarships:—

“Lower and upper primary scholarships are confined to pupils of girls' schools, and are tenable on condition of further progress in a girls' school. Middle scholarships are open to pupils in zenanas also: they are subject to no condition of further progress, and are rather of the nature of prizes for proficiency.

“Candidates, in order to pass by any standard, must pass in every subject of that standard, one-third of the full marks in any subject being the minimum pass mark. A candidate who has once passed by any standard shall not again be presented for examination by that or a lower standard. A candidate who has not read one full session in the school from which she appears at the examination will not ordinarily be eligible for a scholarship.

“Not more than two scholarships shall ordinarily be awardable to candidates from the same school in any particular year.

“A school competing at these examinations will not, without special sanction, be allowed to send up candidates to the ordinary examinations for boys.”

102. The standards prescribed for the Calcutta examinations are found so suitable for girls' schools generally that their extension to schools in the country has lately been sanctioned. As, however, no scholarships have yet been created in accordance with these standards for the mofussil districts, no large number of candidates is likely to present themselves for examination in them. The following statement shows the results of the examinations held by the Uttarpara Hitakari Sabha, whose standards are similar to those prescribed for Calcutta:—

DISTRICTS.	NUMBER OF EXAMINEES AT				NUMBER PASSED.				SCHOLARSHIPS OBTAINED.			
	Junior.	Senior.	Final.	Total.	Junior.	Senior.	Final.	Total.	Junior.	Senior.	Final.	Total.
Howrah	24	12	5	41	23	10	5	38	8	4	1	13
Hughli	22	10	2	34	19	7	2	28	7	4	1	12
Burdwan	31	12	3	46	28	12	3	43	9	1	...	10
Bankura	41	11	1	53	36	11	1	48	8	2	1	11
Birbhum	22	7	8	37	22	7	8	37	5	2	1	8
Midnapur	52	9	4	65	46	8	2	56	9	3	...	12
Total	192	61	23	276	174	55	21	250	46	16	4	66

The results of these examinations must be considered to be very satisfactory, when so many as 250 out of 276 candidates, or 90 per cent. of the total number, were successful. The questions which the Sabha set presupposed a more than superficial knowledge on the part of the girls of the subjects in which they were examined.

103. Most of the mofussil districts are not affected by the results of either of the examinations noticed above. In them girls compete along with boys for the different grades of departmental scholarships open to students of both sexes, needle-work in some form or other being substituted for Euclid, science, or zemindari accounts. The results of these examinations are summarised in the following statement, division by division:—

NAME OF DIVISION.	NUMBER OF GIRLS PASSED AT THE—			
	Middle English examination.	Middle vernacular examination.	Upper primary examination.	Lower primary examination.
Presidency	6	42
Calcutta
Burdwan	1	20
Rajshahye	1	1	3	13
Dacca	227
Chittagong	7	29
Patna	2	9
Bhagulpore	3	17
Orissa	9	26	86
Chota Nagpore	1	56
Orissa Tributary Mehals	3
Total	1	10	49	502

The Dacca Division has achieved marvellous success, while Orissa and Chota Nagpore also show brilliant results, the Presidency Division occupying the fourth place.

104. Mrs. Wheeler, the Inspectress of Schools, Calcutta, has furnished the examination returns of 3,352 pupils reading in zenanas and in schools for infants in Calcutta and its neighbourhood. The results of the examination are summarised below :—

NAME OF MISSION.	Number of pupils examined.	IA.	IB.	II.	III.	IV.	V.	VI.	VII.	VIII.	Total passed.	Number rejected.	Infants.	REMARKS.
Church of England ...	892	121	80	88	55	7	3	354	67	471	
Church of Scotland ...	870	173	100	80	25	24	2	419	12	439	
American ...	730	140	95	91	53	15	304	34	302	
Diocesan ...	690	82	23	9	24	5	143	50	497	
Free Church Zenana Mission ...	200	39	11	15	5	70	25	105	

In this table the results for zenanas proper and for schools are combined, so that it shows at one view the operations of the different agencies. Their relative success bears no proportion to the amount of grant given. Again, most of them have not yet availed themselves of the special scholarships created for Calcutta, which are open to them as well as to the ordinary schools for girls. It would be desirable to relieve Mrs. Wheeler entirely from the inspection of infant schools taught by pandits or gurus, so as to enable her to devote her undivided attention to the inspection of zenana schools proper, to which the ordinary inspecting staff of the Department have no access.

Mrs. Wheeler also examined a number of schools not connected with the Zenana agencies. Taking the two together, she reports as follows:—

“ I am glad to be able to account for 4,163 girls and women under instruction. Of these, half are infants—I should say more than half; for the number is 2,165, leaving 1,998 actually examined. Of these, only 312 have failed in their standards. This is very encouraging, and I think speaks well for the work and workers. It is now over 13 years since I began my duties of Inspectress. At that time there were no standards and no one dreamt of uniformity. Irregularities and confusion reigned supreme, and the multiplicity of books used was alarming; only that there was no attempt at understanding or spelling on the part of the pupils.”

The creation of special scholarships for girls, to which reference has already been made; has the entire approval of Mrs. Wheeler.

VIII.—EDUCATION OF EUROPEANS.

105. The number of European schools in Bengal is given in the following table, arranged according to the various classes to which they belong, together with the number of scholars in them on the 31st March 1889; the corresponding figures from last year's report being also given for comparison :—

CLASS OF SCHOOL.	NUMBER OF SCHOOLS ON THE 31ST MARCH	NUMBER OF SCHOLARS IN THEM ON THE 31ST MARCH								
		1888.			1889.					
		1888.	1889.	Boys.	Girls.	Total.	Boys.	Girls.	Total.	
SECONDARY SCHOOLS	High	{ Aided ...	11	13	740	597	1,337	778	828	1,606
		{ Unaided ...	6	8	668	336	1,004	593	296	1,189
		Total	17	21	1,408	933	2,341	1,371	1,124	2,795
	Middle	{ Government ...	1	1	77	2	79	80	2	82
		{ Aided ...	29	27	1,435	1,445	2,880	1,411	1,345	2,756
	{ Unaided ...	6	6	305	248	553	241	141	382	
	Total	36	34	1,817	1,695	3,512	1,732	1,488	3,220	
	Total for Secondary Schools	53	55	3,225	2,628	5,853	3,403	2,612	6,015	
PRIMARY SCHOOLS		{ Aided ...	15	15	247	357	604	284	286	570
		{ Unaided ...	4	1	23	61	84	23	74	97
	Total	19	16	270	418	688	307	360	667	
	Total for	{ Government ...	1	1	77	2	79	80	2	82
		{ Aided ...	55	55	2,422	2,390	4,811	2,473	2,459	4,932
		{ Unaided ...	16	15	996	645	1,641	1,167	511	1,668
	GRAND TOTAL FOR ALL SCHOOLS		72	71	3,495	3,046	6,541	3,710	2,972	6,682

The number of aided schools is the same as last year. Two were closed and two amalgamated into one during the year, but this was counterbalanced by the transfer of three schools from the unaided list.

EDUCATION OF
EUROPEANS.

One unaided school was closed and one opened during the year, while two others submitted returns this year for the first time. These changes, and the above-mentioned transfer of three schools to the aided list, account for the decrease of one in the number of unaided schools. The number of children in both aided and unaided schools is greater than last year.

106. In the case of the high schools, four schools have been transferred from and two to the middle list, and two schools have sent in returns for the first time, the result being a total greater by four than in 1888. Besides the transfers above mentioned, the list of middle schools has been affected by the opening of a new school, the raising of two schools from the primary to the middle grade, and the reduction of three middle schools to the primary class; the net result being a decrease of two in the number of schools. The number of primary schools is three less than last year, due to the above changes together with the closing of two schools and the amalgamation of a primary with a middle school.

107. In the following table the schools are classified according to the management, the number of children in each class being given:—

UNDER THE MANAGEMENT OF—	PRIMARY.		MIDDLE.		HIGH.		TOTAL.	
	Number of schools.	Number of scholars.	Number of schools.	Number of scholars.	Number of schools.	Number of scholars.	Number of schools.	Number of scholars.
Government	1	82	1	82
Roman Catholics ...	5	251	17	1,978	6	1,122	28	3,351
Church of England ...	3	158	3	454	8	964	14	1,576
Various dissenting bodies ...	1	97	3	167	1	177	5	441
Jews	2	216	2	216
Armenians	1	68	1	68
Railway Companies ...	6	142	4	152	10	294
Private Individuals	4	171	3	244	7	415
Others ...	1	19	2	220	3	239
Total ...	16	667	34	3,220	21	2,795	71	6,682

It is worthy of notice that more than half the total number of children are in schools managed by Roman Catholics. One new Roman Catholic school (St. Gregory's, Dacca) has been opened during the year.

The Church of England schools contain nearly one-fourth of the total number of children. There has been no change in the number of these schools during the year.

The schools connected with dissenting bodies have been reduced to five owing to the fact that a small Wesleyan school was closed during the year.

Nine of the railway schools are supported by the East Indian Railway Company, and the tenth receives aid from the Northern Bengal State Railway.

Three of the seven private adventure schools are aided.

The three schools classified under the head of "Others" are the Doveton College, the Doveton Institution, and the European School at Dinapore.

The only Government school is the Government Boarding School at Kurseong. The popularity of the change in its constitution (*i.e.*, from a mixed to a boy's school) is evinced by the fact that all the accommodation the school affords is occupied.

108. The total cost of European education in Bengal, and the total expenditure incurred by Government, are shown in the following table:—

	1887-88.		1888-89.	
	Government expenditure (net).	Total expenditure.	Government expenditure (net).	Total expenditure.
	Rs.	Rs.	Rs.	Rs.
Secondary instruction ...	1,04,946	6,09,499	1,13,506	5,79,196
Primary " ...	9,778	39,981	9,382	35,414
Scholarships ...	3,483	3,483	3,631	3,631
Buildings ...	31,700	64,041	32,500	63,255
Superintendence ...	23,111	23,111	25,065	25,065
Total ...	1,73,018	7,40,115	1,84,084	7,06,561

The cost of the Government Boarding School at Kurseong exceeded the estimate by Rs. 420, but was Rs. 1,094 less than the cost in the preceding year.

The sum expended in monthly grants was Rs. 1,04,078, against Rs. 97,998 in the previous year, exceeding the estimate by Rs. 3,078. This is due solely to the improvement of the schools and the consequent better results obtained in the examinations.

There is a further increase this year in the cost of scholarships, but the expenditure is not yet up to the sanctioned amount.

The cost of inspection in 1888-89 exceeded that of the previous year by Rs. 1,954. This is accounted for by the increase in the pay of the Assistant Inspector, who was promoted to act in class IV of the superior grade from the 1st April 1888.

The total Government expenditure per scholar, as well as that for tuition only (*i.e.*, exclusive of orphanage and boarding school grants), is given for each class of school in the following table:—

	Total Government expenditure per scholar.	Government expenditure (for tuitional purposes only) per scholar.
High schools	21 13 10	21 2 6
Middle „	24 10 0	23 3 11
Primary „	16 4 3	16 4 3
Schools of all classes	22 12 8	21 10 6

109. The distribution of scholars in the various divisions of the province is as follows:—

DIVISIONS.	IN PUBLIC INSTITUTIONS.					
	Secondary schools.		Primary schools.		Total.	
	1888.	1889.	1888.	1889.	1888.	1889.
Calcutta	3,961	4,005	202	306	4,163	4,311
Presidency	520	593	183	138	703	731
Burdwan	292	251	86	72	378	323
Rajshahye	399	434	29	37	428	471
Dacca	36	59	36	59
Chittagong	129	138	129	138
Patna	308	246	25	80	333	326
Bhagulpore	151	104	47	34	198	138
Orissa	129	124	129	124
Chota Nagpore	44	61	44	61
Total	5,969	6,015	572	667	-6,541	6,682

The schools in the Presidency Division are all in the suburbs of Calcutta, therefore only 24.5 per cent. of the scholars in the province are educated in the mofussil.

110. *High School Examination.*—The results of this examination for the last two years are given in tabular form below:—

NAME OF SCHOOL.	NUMBER OF CANDIDATES.				NUMBER WHO PASSED						REMARKS.
	1887.		1888.		In the 1st division.		In the 2nd division.		Total.		
	Boys.	Girls.	Boys.	Girls.	1887.	1888.	1887.	1888.	1887.	1888.	
Miss O'Brien's	1	* A teacher.
Pratt Memorial	2	
St. James' Parochial	1	
Wesleyan Preparatory	4	1*	...	1	
Darjeeling Girls'	1	
Welland Memorial	1	
East Indian Railway, Nawadiv	1	
Dhurumtollah Loretto	2	1	...	1	
Loretto Boarding, Entally	3	2	
La Martinière (Girls')	3	...	1	...	2	...	2	
Calcutta Girls'	1	1	
Calcutta Free (Girls' Department).	1	
Miss Stark's	1	
St. Paul's Mission	1	1†	...	1	
Total	6	...	18	...	1	2	3	2	4	

Note.—Before 1888 the successful candidates were not classified as 1st or 2nd division. In the table the successful candidates in 1887 are, for the purpose of comparison, classified according to the present rule.

EDUCATION OF
EUROPEANS.

The most noticeable feature in the above table is the complete absence of candidates from boys' schools. Among the causes which have tended to produce this result, the following are probably the chief:—

- (a) The High School, unlike the Entrance, is a final examination: it leads to nothing beyond.
 (b) Although a much more difficult examination than the Entrance, it has not proved of the same practical utility to boys in getting situations; and even in the matter of obtaining teachers' certificates, passing it has up to the present been of smaller advantage than passing the Entrance examination.

The latter anomaly has now been done away with in the revised rules relating to teachers' certificates.

One of the candidates in 1887 and four in 1888 were teachers.

111. *University Entrance Examination.*—The results, so far as they concern European schools, are given in the next table for the years 1887 and 1888:—

NAME OF SCHOOL.	Number of candidates.		First division.		Second division.		Third division.		Total.		Scholarships gained.	
	1887.	1888.	1887.	1888.	1887.	1888.	1887.	1888.	1887.	1888.	1887.	1888.
1. St. Xavier's College	21	16	7	7	5	5	5	2	17	14	(a) 5	(d) 2
2. Doveton College	19	13	10	4	...	2	5	3	15	9	(b) 2	...
3. La Martinière for Boys	8	6	5	2	3	2	...	1	8	5	...	(e) 1
4. St. James'	2	4	1	1	...	1	...	1	1	3
5. Calcutta Free, Boys' Department.	2	2	1	...	1	2	2	2
6. Dhurumtollah Loretto	2	...	2	2
7. St. Joseph's Seminary, Darjeeling.	3	3	2	1	2	1	(c) 1	...
8. St. Paul's, Darjeeling	11	12	2	1	1	5	3	3	6	9	...	(f) 2
9. Doveton Institution for Young Ladies.	7	5	1	2	2	2	3	4
10. La Martinière for Girls	3	1	1
11. Loretto House	1	4	1	4	1	4	...	(g) 2
12. St. Thomas's, Howrah	1	1	1	1	1	1	...	(h) 1
13. Roberts' College	2	15	3	2	2	1	5	3
14. Calcutta Girls'	12	2	1	1	1	2	1
15. Miss O'Brien's Day	2	2	2
16. Miss Stark's	1	1	1
17. Pratt Memorial	1	...	1	1
18. Armenian Philanthropic Academy.	...	3	...	1	...	2	3
19. Loretto Convent, Darjeeling	...	2	1	1
Total	91	95	32	25	18	27	15	19	65	65	8	8

- (a) Two second grade and three third grade.
 (b) One first grade and one third grade.
 (c) One third grade.
 (d) One second grade and one third grade.
 (e) One third grade.

- (f) One second grade and one third grade.
 (g) One first grade and one second grade (special scholarship for girls).
 (h) One third grade.

A greater number of candidates were presented in 1888 than in 1887, but the percentage of passes is rather smaller—68·4 against 71·4. The percentage of passes in schools other than European was 43·9.

All the "High Schools B" succeeded in passing candidates. These are St. Paul's School, Darjeeling, the Doveton School, and the Doveton Institution. They all receive a fixed grant of Rs. 100 a month on account of their Entrance classes.

112. *Scholarship Examinations.*—As showing the gradual recognition of the utility of these examinations, it is interesting to notice the yearly increase in the number of competing schools. These figures are given below for every year in which the examination has been held:—

YEAR.	1883.	1884.	1885.	1886.	1887.	1888.
Number of competing schools ...	14	31	38	39	41	46

With the single exception of La Martinière School for Boys, there is not a school of any importance in the province which does not now enter candidates. This is the strongest possible evidence of the popularity of these examinations.

113. The results for the last two years are as follows:—

EDUCATION OF
EUROPEANS.

EXAMINATION.	Number of competing schools.		Number of candidates.		Number of absentees.		NUMBER OF SUCCESSFUL CANDIDATES.								Percentage of passes.		Number of scholarships gained.		
	1887	1888	1887	1888	1887	1888	First division.		Second division.		Third division.		Total.		1887	1888	1887	1888	
							1887	1888	1887	1888	1887	1888	1887	1888					
Middle Scholarship	Boys	8	9	20	23	1	1	3	1	4	12	8	14	40'0	60'0	4	2
	Girls	7	6	15	10	2	2	4	7	5	9	9	9	69'2	90'0	2	4
Certificate	Boys	7	7	29	31	2	2	1	5	7	13	8	17	28'9	53'6
	Girls	10	15	46	54	1	6	1	2	5	8	13	26	19	36	42'2	75'0
Total	...	21	24	110	118	5	8	2	3	11	18	31	55	44	76	41'9	69'1	6	6
Primary Scholarship	Boys	18	19	78	59	2	2	12	10	17	17	16	11	45	38	59'2	66'7	10	11
	Girls	21	24	71	54	3	3	11	6	28	16	17	5	56	27	82'4	62'9	10	9
Certificate	Boys	16	17	112	73	8	3	10	6	27	16	28	15	63	37	60'6	52'9
	Girls	18	20	123	114	9	4	25	13	25	24	22	20	72	57	63'7	61'8
Total	...	39	43	383	300	22	12	58	35	97	73	81	51	236	159	65'1	55'2	20	20
GRAND TOTAL	...	41	46	493	418	27	20	60	38	108	91	112	106	280	235	60'1	59'0	26	26

There were rather more candidates at the middle examination, and the percentage of passes was much higher, but there was a considerable falling off in the number of candidates at the primary examination, and the percentage of passes was lower than last year. This latter was the result of raising the standard in arithmetic, which was found to be too low last year, and therefore not sufficiently discriminative for a competitive examination.

114. The unaided schools recognised as efficient for the purpose of Article 103 of the Code (*i.e.*, unaided schools in which scholarships are tenable) are the same as last year, viz. St. Xavier's, Loretto House, the Loretto Convent School at Darjeeling, La Martinière School for Girls, and the Roberts College.

115. The next two tables give the result of the scholarship examination for each school separately:—

Result of the Middle Scholarship Examination, 1888.

NAME OF SCHOOL.	NUMBER OF CANDIDATES FOR		Number absent.	NUMBER OF SUCCESSFUL CANDIDATES.				Number of scholarships gained.
	Scholarships.	Certificates.		First division.	Second division.	Third division.	Total.	
1. Miss O'Brien's Day	1	2	2	2	...
2. Calcutta Free (Boys' Department)	1	2	1	1	...
3. Darjeeling Girls'	3	1	1	...	1	1	2	1
4. Welland Memorial	2	2	1	3	3	...
5. St. Paul's, Darjeeling	2	1	1	1	...
6. Catholic Male Orphanage	3	3	3	...
7. St. Xavier's College	4	18	1	1	4	11	16	2
8. St. Chrysostom's	1	3	1	1	1	...
9. Bow Bazar Loretto	1	1	1	...
10. Calcutta Girls'	1	6	2	...	1	...	3	1
11. Doveton Institution	1	3	1	3	3	...
12. Jewish Girls'	2	5	2	4	6	1
13. Loretto Convent, Darjeeling	2	4	...	1	2	2	5	1
14. Government Boarding, Kurseong	5	1	1	...
15. Doveton College	4	3	2	1	3	...
16. St. James's Parochial	1	1	...
17. La Martinière (Girls')	...	3	2	5	7	...
18. Loretto Priory, Hazaribagh	...	2	1	1	...
19. Loretto House	...	5	4	4	...
20. St. Joseph's Convent, Bankipur	...	2	2	2	...
21. Ditto ditto, Cuttack	...	1	1
22. Female Normal	3	3	6	...
23. Jewish Boys'	...	3	2	2	...
24. Roberts College	...	2	1	1	1	...
Private students	...	2	1	1	...
Total	33	85	8	3	18	55	76	6

EDUCATION OF
EUROPEANS.*Result of the Primary Scholarship Examination, 1888.*

NAME OF SCHOOL.	NUMBER OF CANDIDATES FOR		Number absent.	NUMBER OF SUCCESSFUL CANDIDATES.			Total.	Number of scholarships gained.
	Scholarships.	Certificates.		First division.	Second division.	Third division.		
1. Pratt Memorial	2	8	...	1	4	...	5	1
2. Wesleyan Preparatory	2	1
3. Miss O'Brien's Day	3	2	...	1	1	1	3	...
4. Calcutta Free (Boys' Department)	3	2	2	...	2	1
5. Ditto (Girls' Department)	2	41	...	2	7	4	13	...
6. East Indian Railway, Jamalpur (Boys' Department)	2	1	1	2	...
7. East Indian Railway, Jamalpur (Girls' Department)	3
8. St. John's Parochial	1	4	1	...	1	2	3	...
9. Darjeeling Girls'	5	7	...	1	3	2	6	...
10. Government Boarding, Kurseong	7	2	3	2	7	2
11. Welland Memorial	5	1	1	1	3	1	5	2
12. East Indian Railway, Assensole	1	1	...	1	1	...	2	...
13. St. Paul's, Darjeeling	3	7	1	...	1	3	4	...
14. East Indian Railway, Ranigunge	1	...	1
15. St. Paul's Mission	1	2
16. Catholic Male Orphanage	2	2	1	1	2	...
17. East Indian Railway, Buxar	3	3	...	2	2	1	5	1
18. Loretto Priory, Hazaribagh	3	7	...	5	1	2	8	2
19. St. Xavier's	10	8	...	2	5	2	9	2
20. St. Joseph's, Calcutta	7	4	...	1	2	2	5	1
21. St. Chrysostom's	2	4	1	1	1	1	3	1
22. Loretto House	3	8	...	3	2	...	5	...
23. St. Anthony's	1	1	...	1	...
24. East Indian Railway, Nawadih	1	2	3	1
25. Bow Bazar Loretto	3	1
26. St. Joseph's Convent, Bankipur	2	2	2	...
27. Dhurruntollah Loretto	3	2	1	2	...	1	2	...
28. Calcutta Boys'	2	1	1	1	2	...
29. St. Thomas's, Howrah	4	4	1	5	2	...	7	2
30. Calcutta Girls'	5	71	2	...	2	1	3	...
31. Protestant European, Cuttack	1	5	2	1	3	...
32. Doveton Institution	3	9	...	1	2	2	4	2
33. Jewish Boys'	2	2	1	2	2	1
34. Ditto Girls'	2	1	...	1	4	2	7	1
35. Loretto Boarding, Entally	2	1	1	...	2	1
36. Ditto Orphanage, ditto	2	6	9	1
37. Doveton College	6	21	1	1	2	1	2	...
38. St. James's	2	2	1	3	...
39. La Martinière (Girls')	18	2	6	8	...
40. St. Joseph's Convent, Cuttack	9	2	2	...
41. Mr. Ardwise's Academy	3	1	1	...
42. Loretto Convent, Darjeeling	7	1	...	4	...	4	...
43. Armenian College	6	5	...	5	...
Private student	1
Total ...	113	187	12	35	73	51	159	20

116. *Annual examinations.*—The percentage of grant earned in the annual examinations by all the schools taken together has fallen from 73 to 71·6. In the case of primary schools it has risen from 73·9 to 74·9. Thirty-seven schools earned a grant for singing. A singing class for the instruction of teachers was formed during the year, and is progressing favourably. Four schools earned a grant for drill, and in four others drill is well taught, but on account of non-compliance with the conditions laid down in the Code a grant could not be given. A prize offered by Sir Charles Elliott for the best cadet company was won by the La Martinière Company.

117. The following tables show the percentage of possible instruction grant actually earned by the middle and primary departments of all the aided schools at the two last examinations.

Middle Department.

NAME OF SCHOOL.	1887-88.		1888-89.	
	Number of scholars eligible for instruction grant.	Percentage of instruction grant earned.	Number of scholars eligible for instruction grant.	Percentage of instruction grant earned.
St. Joseph's Boarding (Pay Department)	44	87·6	46	86·9
Miss O'Brien's Day	7	84·3	12	86·6
Government Boarding, Kurseong	21	77·6	18	85·6
Calcutta Free (Girls' Department)	40	94·3	49	85·4
East Indian Railway, Assensole	6	44·4	1	83·3
Loretto Priory, Hazaribagh	13	72·5	19	83·3
St. Scholastica's, Chittagong	2	83·3
Night School, Jamalpur	19	81·7

NAME OF SCHOOL.	1887-88.		1888-89.	
	Number of scholars eligible for instruction grant.	Percentage of instruction grant earned.	Number of scholars eligible for instruction grant.	Percentage of instruction grant earned.
Pratt Memorial	24	86.3	26	76.4
St. Thomas's, Howrah	21	79.5	23	76.4
Bow Bazar Loretto (Free Department)	6	52.4	9	75.9
Calcutta Girls'	36	73.3	47	75.6
East Indian Railway, Jamalpur, (Boys' Department)	13	80.8	14	73.3
St. Joseph's Boarding (Free Department)	17	78.9	28	69.4
Dhurruntollah Loretto (Pay Department)	39	64.7	39	69.4
Welland Memorial	12	67.7	14	67.9
St. Michael's, Coorjee	23	51.	26	67.5
East Indian Railway, Jamalpur (Girls' Department)	3	80.9	3	66.7
Calcutta Free (Boys' Department)	74	65.7	74	66.2
Doveton Institution	18	53.7	20	65.5
Darjeeling Girls'	26	73.9	16	65.5
Wesleyan Preparatory	5	80.	3	65
Entally Boarding	19	86.5	21	63.5
Convent, Assensole	10	54.3	9	63.5
Catholic Male Orphanage	57	62.	54	63.1
St. Chrysostom's	4	57.7	4	61.5
East Indian Railway, Khagaul	4	75.	5	60.3
Bow Bazar Loretto (Pay Department)	12	86.9	9	59.6
St. James's	22	43.	17	57.6
St. Paul's Mission	12	50.	12	57.3
St. Teresa's	5	10.8	12	56.6
St. Anthony's	5	55.9
St. Paul's, Darjeeling	53	66.1	49	54.4
St. Agnes's, Howrah	6	57.1	6	54.2
Cuttack Convent	8	45.8	9	53.2
Entally Orphanage	34	68.6	35	52.7
St. Joseph's Boarding, Bankipur	21	66.	19	52.6
Ditto Orphanage, ditto	8	51.8	10	52.3
Dhurruntollah Loretto (Free Department)	5	70.	1	50
Protestant European, Cuttack	20	69.8	19	48.5
Calcutta Boys'	14	39.2	14	30.1
Doveton College	27	29.8	40	28.6
St. Placid's, Chittagong	4	32.1	1	14.3
European and Eurasian, Dacca	4	11.3	3	13.6
Misses Stark's	5	33.3	2	...

Primary Department.

Calcutta Free (Girls' Department)	72	93.1	72	96
St. John's Parochial	28	99.3	24	95.9
Government Boarding, Kurseong	44	97.3	52	95.2
East Indian Railway, Assensole	17	84.9	22	94.3
Ditto, Ranigunge	7	71.4	7	94.1
St. Joseph's Boarding (Pay Department)	72	95.7	70	93.2
Welland Memorial	43	80.6	51	92.8
Miss O'Brien's	21	95.6	24	89.8
St. John's Girls'	15	45.2	3	88.9
East Indian Railway, Madhapur	7	94.4	5	88.5
Calcutta Free (Boys' Department)	121	86.3	82	87.4
European, Dinapur	13	70.4	12	86.6
European and Eurasian, Dacca	9	56.3	12	86.1
St. Joseph's Boarding (Free Department)	66	82.4	68	85.7
St. Thomas's, Howrah	31	80.4	32	84.7
St. Paul's, Darjeeling	35	83.	20	84.7
European, Saidpur	5	96.	8	83.3
Dhurruntollah Loretto (Free Department)	46	82.	32	80.4
Bow Bazar Loretto (Free Department)	51	76.3	63	80.1
Dhurruntollah Loretto (Pay Department)	38	76.5	41	80
East Indian Railway, Jamalpur (Boys' Department)	20	68.	11	80
St. Chrysostom's	15	91.8	16	79.7
East Indian Railway, Jamalpur (Girls' Department)	27	84.9	27	79.4
Protestant European, Cuttack	32	82.9	31	78.8
Pratt Memorial	35	88.2	47	78.5
St. Paul's Mission	32	76.4	34	78.3
Bow Bazar Loretto (Pay Department)	42	81.4	35	77
St. Mary's	9	91.5	10	76.6
Catholic Male Orphanage	102	78.7	102	75.9
St. Anthony's	19	75.2
St. Michael's, Coorjee	59	80.1	60	74.7
St. Joseph's Boarding, Bankipur	28	77.5	28	74.5
St. James's	20	65.7	21	74.5
Entally Orphanage	86	70.1	90	73.6
St. Scholastica's, Chittagong	17	90.9	19	73.1

EDUCATION OF
EUROPEANS.

NAME OF SCHOOL.	1887-88.		1888-89.	
	Number of scholars eligible for instruction grant.	Percentage of instruction grant earned.	Number of scholars eligible for instruction grant.	Percentage of instruction grant earned.
Calcutta Girls'	68	68.2	71	72.4
East Indian Railway, Buxar	17	87.6	19	72.3
Darjeeling Girls'	23	84	18	70.8
St. Teresa's, Kidderpur	11	60	14	69.9
St. Placid's, Chittagong	19	82.8	24	69.7
St. James's Parochial	28	65.5	15	68.3
Convent, Cuttack	18	57.9	18	68.1
Wesleyan Preparatory	15	66.6	17	67.1
Entally Boarding	34	84.7	26	66
Doveton Institution	26	54.2	25	63.3
Loretto Priory, Hazaribagh	23	73.4	17	60.9
Convent, Assensole	15	63.6	19	60.5
St. Joseph's Orphanage, Bankipur	29	58.1	21	60.2
East Indian Railway, Nawadiah	10	59.6
St. Anne's, Entally	32	67.2	33	58.7
Misses Stark's	23	76.9	10	55
Calcutta Boys'	33	61	24	53.4
St. Stephen's	9	46.8	12	48.4
St. Elizabeth's, Howrah	20	31.6	21	47.5
St. Agnes's, ditto	26	58.3	23	41.8
Doveton College	31	86.8	35	37
East Indian Railway, Khagoul	16	33.1	15	26.5

There are two objections to regarding these tables as "order of merit" lists. When the number of children examined is small, the result may fluctuate very considerably from causes altogether independent of the quality of the instruction given; for example, the presence or absence of one "weak" child on the day of examination. This objection only holds in the case of small departments, and therefore the number of children eligible for instruction grant is given in every case. The second objection is that no distinction is drawn between schools teaching a large number of subjects and those teaching a few only, the consequence being that the former are placed at a disadvantage. Two schools, A and B, take up the same class subjects, but A prepares two special subjects in addition. The schools do equally well in the subjects taken in common, but A fails to do as well in the extra work, the two special subjects. In the following table A's percentage would compare unfavourably with that of B, although A has done all that B has done equally well, *plus* additional work.

118. *Pupil-teachers.*—The following table shows the number of pupil-teachers in the various schools on the 31st March 1888 and 1889, together with the examinations they were preparing for:—

NAME OF SCHOOL.	NUMBER OF PUPIL-TEACHERS PREPARING FOR THEIR—						Total.	
	Third-year examination.		Second-year examination.		First-year examination.		31st March 1888.	31st March 1889.
	31st March 1888.	31st March 1889.	31st March 1888.	31st March 1889.	31st March 1888.	31st March 1889.		
Calcutta Free (Girls' Department)	2	3	2	...	1	1	5	4
Ditto (Boys' Department)	...	2	2	1	4	3	6	6
Dhurruntollah Loretto	1	1	...	1	...
St. Paul's Mission (Scott's Lane)	1	1	1	...	2	1
Bow Bazar Loretto	1	1	1	3	2	4
Protestant European, Cuttack	2	3	3	2
Catholic Male Orphanage	3	...	3	...
East Indian Railway, Ranigunge.	1	1	...	1	1
Total	3	8	9	3	11	7	23	18

Five of the pupil-teachers who appear on the list for 31st March 1888 resigned before the annual examination, viz. one from the Protestant European School, Cuttack, two from the Boys' Department of the Calcutta Free School, one from the Dhurruntollah Loretto, and one from the Catholic Male Orphanage. The first-named was in his second-year; the rest were in their first-year. Of the 18 who went up for examination, four (all of the first-year) failed, viz. one from the Girls' Department of the Free School, one from the Boys' Department of the same school, and two from the Catholic Male Orphanage. The first of these is reading the first-year course again this year; the other three resigned. The three third-year pupil-teachers, having completed their course successfully,



No. IV.
 Map of the
 LOWER PROVINCES
 OF
 BENGAL
 SHOWING
 THE EXTENT OF MAHOMEDAN
 EDUCATION
 in 1888-89.

REFERENCES.

Class I.	21 to 30 per cent.	
" II.	11 to 20 "	
" III.	6 to 10 "	
" IV.	3 to 5 "	

Scale 1 Inch = 80 Miles or 128 Kilometres

received provisional certificates under Article 64 of the Code. The eight second-year and the three first-year pupil-teachers who passed the examination are studying for the third and second-year examinations respectively. One second-year pupil-teacher was transferred, after passing her examination, from St. Paul's Mission School to the Girls' Department of the Free School. Six candidates for pupil-teachership were accepted during the year.

119. *Assistant teachers.*—During the past year nineteen persons were recognised as "assistant teachers" under section III of chapter III of the Code. The total number recognised is now 82. Three others were temporarily recognised on condition that they should present themselves at certain prescribed examinations.

120. *Certificated Teachers.*—The following table shows the number of the holders of each class of certificate on the 31st March 1888 and 1889, the new certificates issued, and the number and grade of provisional certificates made permanent during the year:—

CLASS OF CERTIFICATE.			Number of certificates held on 1st April 1888.	Number of certificates issued during the year.	Changes resulting from the conversion of provisional into permanent certificates during the year.	Number of certificates held on 31st March 1889.
First grade	...	{ Permanent	8	...	+2	10
		{ Provisional	2	...	-2	...
Second grade	...	{ Permanent	17	...	+2	19
		{ Provisional	10	1	-2	9
Third grade	...	{ Permanent	22	1	+8	31
		{ Provisional	31	11	-8	34

121. *The Teachers' Association* forwarded during the year a number of suggestions for the revision of the Code, many of which have been adopted. The Association now numbers among its members the heads of all the important European schools in Calcutta.

122. The Catholic Orphan Press published during the year a series of arithmetics and geographies adapted to the Code.

Many of the English publishers of educational works have forwarded from time to time specimen copies of their new publications for insertion in the office library. Teachers have now an opportunity of seeing the most modern works before selecting any particular text-book they may require. A very complete list of books recommended has been inserted in the notes to the new Code.

123. *Bruce Institution.*—The history and objects of this institution were fully stated in last year's report. The capital funds invested in Government securities were increased during the year to Rs. 6,60,000. The annual income is now Rs. 26,320. At the close of the year there were 86 girls on the foundation, distributed as follows:—Loretto School Entally, 43; Calcutta Free School, 21; St. Paul's Mission School, 2; Pratt Memorial school, 9; Calcutta Girls' School, 7; Doveton Institution for Young Ladies, 1; Protestant European Orphanage, Cuttack, 3. Ten girls were elected in August 1888. The average monthly cost of each girl on the foundation was the same as in the previous year, namely Rs. 16-3. Mr. A. M. Nash has been appointed a Governor, *vice* Mr. W. J. Simmons, resigned.

IX.—EDUCATION OF MUHAMMADANS.

124. Two Muhammadan Assistant Inspectors, Maulavi Ahmad, M.A., and Maulavi Ibrahim, B.A., have been appointed during the year in the Eastern and Behar Circles respectively. In the instructions given to the Inspectors of these circles, the object of their appointment has been generally described as the improvement of Muhammadan education in schools of every class. With this purpose the Assistant Inspectors are to ascertain and report to the Inspectors the special educational wants of Muhammadans, and to endeavour to acquire influence with those in authority among their co-religionists in order to induce them to introduce into their system of education useful secular subjects, such as arithmetic, accounts, and the local vernacular. One of the points on which enquiry is particularly prescribed is the distribution of the Mohsin Fund. It is

EDUCATION OF
MUHAMMADANS

to be hoped that the Assistant Inspectors may be able to make such suggestions for the allotment of this fund as will make it even more serviceable to the cause of Muhammadan education than it is at present. At the same time Inspectors are permitted to employ the Muhammadan Assistant Inspectors in special cases for matters of general educational administration, provided always the main object of their appointment, namely the improvement of Muhammadan education, is not interfered with.

125. The following table shows the number and percentage of Muhammadan pupils in different classes of institutions:—

			Total number of pupils.	Number of Muhammadans.	Percentage of Muhammadans.
<i>Public Institutions—</i>					
Arts colleges	5,168	240	4.6
High English schools	75,991	7,586	9.9
Middle	60,862	8,081	13.2
" vernacular schools	71,135	11,017	15.4
Upper primary schools	125,235	22,337	17.8
Lower	1,019,082	293,791	28.8
Professional colleges	1,283	59	4.5
Technical schools	1,992	263	13.2
Training	1,896	188	9.9
Madrasahs	2,222	2,192	98.6
	Total	...	1,364,866	345,754	25.3
<i>Private Institutions—</i>					
Advanced	39,998	22,601	56.5
Elementary	28,168	9,535	33.8
Teaching the Koran only	44,958	44,956	99.9
Other schools not conforming to departmental standards	4,170	718	17.2
	Total	...	117,284	77,810	66.3
	GRAND TOTAL	...	1,482,150	423,564	28.5

The total number of Muhammadan pupils has risen from 401,671 to 423,564, and the percentage from 27.6 to 28.5. The increase has principally taken place in private institutions, in which the number of pupils is returned as 77,810, against 61,265 in the previous year. In all public institutions, except professional colleges, technical schools, and training schools, there is a satisfactory advance. In Arts colleges there are 240 pupils against 217, and in high English schools 7,586 against 7,092 in 1887-88.

In the Presidency Division the number of Muhammadan pupils is much the same as last year, being 55,749 against 55,766. The decrease has taken place in public institutions, as there is an increase in the number of pupils attending private institutions. The percentage has fallen from 28.1 to 27.5.

In Calcutta the total number of Muhammadan pupils has declined from 3,097 to 2,818. High English schools, middle vernacular schools, and upper primary schools, show an increase, while there is a decline in middle English and lower primary schools and makhtabs. These makhtabs are said to teach only a few verses from the Koran.

In the Burdwan Division the total number of Muhammadan pupils rose from 27,429 to 28,132, or by 2.5 per cent. There is an increase in English schools, high and middle, and in lower primary schools, while there is a trifling loss in middle vernacular and upper primary schools. In Midnapore the training classes attached to middle schools have been almost exclusively used for the training of Muhammadan gurus during the year.

In the Rajshahye Division the proportion of Muhammadans to the total number of pupils has fallen from 56.5 to 55.8. The proportion of Muhammadans to the total population is 63.1. The figures for Bogra are the same as last year. In Dinajpur the percentage of pupils has fallen slightly, but it is still higher by 8 than the percentage of population. In Jalpaiguri it is higher by 14. In Pubna the Muhammadans are 43.2 per cent. of the pupils, the Muhammadan inhabitants being 72.4 per cent. of the total population. In Rajshahye the corresponding figures are 54.9 and 78.4, and in Rangpur 58.1 and 60.9.

In the Dacca Division the number of Muhammadan pupils has again made an advance, namely, from 120,849 to 128,937, and the percentage on the total number of pupils from 49.3 to 50.7. It is satisfactory to note that the number of Muhammadan pupils has risen in schools of all descriptions except lower primary and indigenous for girls, where it has fallen off. As noticed in

the last report, Mymensingh seems to be the most advanced district in respect of the secondary education of Muhammadans. However, the other districts have also attained better results at the various examinations than in the preceding year.

In the Chittagong Division the number of Muhammadan pupils has risen to 101,583, and the percentage to 68·3. The increase is in all classes of public institutions except the training school for masters and the guru-training classes. In private institutions there is also an increase under all heads except the schools not conforming to departmental standards. A larger number of Muhammadan pupils passed at the various examinations than in the preceding year, viz. at the Entrance examination, 4 against 2; at the middle English, 12 against 5; at the middle vernacular, 84 against 79; at the upper primary, 145 against 121; and at the lower primary, 455 against 271.

In the Patna Division the number of Muhammadan pupils has slightly fallen in all classes of schools except middle vernacular, training, and elementary schools, but the percentage of Muhammadan pupils to the total Muhammadan population shows a slight increase in four districts. In Mozufferpur it has slightly declined, and in Shahabad and Durbhunga it remains stationary. Out of 278 pupils on the roll of the Anglo-Arabic high English school at Patna, 183, or 66 per cent., were Muhammadans.

In Bhagulpur the total number of Muhammadan pupils has advanced from 19,660 to 19,762, and their percentage from 21·9 to 22·3. The Board middle vernacular school in Puraini in district of Monghyr is intended for Muhammadans only.

In Orissa the number of Muhammadan pupils has risen from 3,065 to 3,510, and the percentage from 2·4 to 2·7. The percentage of Muhammadans at school is higher than the population percentage. In Balasore there are five special schools for Muhammadans, viz. one middle vernacular and four upper primary. The former, the Beadon Madrassa, is well attended. Persian and Urdu are taught in addition to the middle vernacular course. Four scholarships of Rs. 5 a month, tenable by Muhammadans only, have been established in the Balasore Zillah School. Half the cost is defrayed from the Mohsin Fund, half by the Muhammadan Education Fund Committee. In the Orissa Tributary Mehals there are 67 Muhammadans under instruction.

The number of Muhammadan pupils in Chota Nagpore has advanced from 3,120 to 3,128, there being an increase of 99 in private, against a decrease of 91 in public schools. The percentage has fallen from 5·8 to 5·6.

126. The annual income of the educational portion of the Mohsin Fund is about Rs. 63,100. The following table shows the estimated expenditure of the Fund, together with the actual expenditure under each head for the year under report as given by the Accountant-General:—

HEAD OF CHARGE.	Estimated expenditure.		Actual expenditure.	
	Rs.		Rs.	A. P.
Maintenance of Madrassas	32,996		30,389	2 11
Salaries of Maulavis in high schools	4,310		5,856	15 11
Scholarships	9,672		9,022	5 9
Short-fee payments	17,370		14,784	12 5
Miscellaneous	362		
Total	64,710		60,053	5 0

127. The following statement shows the number of Muhammadan candidates that passed the various University and departmental examinations compared with the total number of successful candidates:—

NAME OF EXAMINATION.	NUMBER OF SUCCESSFUL CANDIDATES.		PERCENTAGE OF MUHAMMADANS—	
	Muhammadans.	Total.	Among successful candidates.	Under instruction.
M.A.	1	58	1·7	4·6
B.A.	18	366	4·9	
First Arts	21	629	3·3	
Entrance	54	1,190	4·5	9·9
Middle English	66	951	6·9	13·2
„ Vernacular	242	2,682	9·02	15·4
Upper primary	424	3,180	13·4	17·8
Lower „	2,865	20,617	13·8	28·8

EDUCATION OF
MUHAMMADANS.

The number of Muhammadan students that passed the M.A., B.A., F.A., and Entrance examinations of the year before was 1, 12, 19, and 113 respectively; so that the only falling off is in the Entrance examination, which was probably more strict this year than in the two preceding years. The number of successful Muhammadan candidates has increased in all the departmental examinations except the lower primary.

128. The following statement shows the general results of the central examination of Madrassas held in April 1888 and April 1889:—

MADRASSAS.	1888.					1889.				
	Number of candidates.	First division.	Second division.	Third division.	Total.	Number of candidates.	First division.	Second division.	Third division.	Total.
Calcutta ...	72	29	18	22	69	84	48	19	13	80
Dacca ...	57	10	12	16	38	56	21	10	15	46
Chittagong ...	51	11	7	13	31	44	17	10	12	39
Hooghly ...	19	7	...	5	12	19	7	4	3	14
Sasseram ...	7	7	3	1	2	6
Total ...	206	57	37	56	150	210	96	44	45	185

129. The following table gives the results of the 1889 examination in fuller detail:—

CLASSES.	MADRASSAS.	NUMBER PASSED IN THE—			
		First division.	Second division.	Third division.	Total number passed.
Fourth-year class ...	Calcutta ...	12	12
	Dacca ...	5	2	3	10
	Chittagong ...	5	2	3	10
	Hooghly ...	3	2	1	6
	Sasseram ...	2	...	1	3
Third-year class ...	Calcutta ...	8	...	1	9
	Dacca ...	5	1	2	8
	Chittagong ...	3	1	3	7
	Hooghly ...	1	1	...	2
Second-year class ...	Calcutta ...	14	12	5	31
	Dacca ...	4	4	6	14
	Chittagong ...	3	3	3	9
	Hooghly ...	2	...	1	3
First-year class ...	Calcutta ...	14	7	7	28
	Dacca ...	7	3	4	14
	Chittagong ...	6	4	3	13
	Hooghly ...	1	1	1	3
	Sasseram ...	1	1	1	3
Total ...	96	44	45	185	

130. *Government Madrassas.*—The following table compares the attendance and expenditure of all Madrassas under Government management during the last two years. The Calcutta Madrassa, the Nawab of Murshidabad's Madrassa, and the Cox's Bazar Madrassa, are maintained from provincial revenues, and the rest from the Mohsin Fund:—

MADRASSAS.	Number of pupils.		Receipts from Government.		Total expenditure.	
	1888.	1889.	1888.	1889.	1888.	1889.
			Rs.	Rs.	Rs.	Rs.
Calcutta (Arabic Department) ...	362	408	10,036	11,251	11,658	12,984
Hooghly ...	37	60	2,117	2,380
Dacca ...	336	424	13,710	14,176
Chittagong ...	356	401	8,855	10,191
Cox's Bazar Madrassa, Chittagong ...	34	28	482	401	600	519
Murshidabad Nawab's Madrassa ...	58	59	15,899	14,680	15,899	14,680
Rajshahye ...	46	76	3,020	3,935
Total ...	1,229	1,456	26,417	26,332	55,859	58,865

131. *Calcutta Madrassa.*—The number of students on the 31st March last was 1,170, against 1,183 in the preceding year. Of these, 25 were in the College Department, 408 in the Arabic Department, 437 in the Anglo-Persian Department, and 300 in the Colinga Branch School.

The total expenditure was Rs. 48,867, against Rs. 48,373 in the previous year. The amount of fees and fines was Rs. 8,409, against Rs. 10,279. The falling off is partly due to the fact that in 1888 the fees for April, May, and June were collected in March, and included with the fees for that month. Twenty students were sent up for the F.A. examination, of whom one passed in the second and five in the third division. Seventeen candidates went up for the Entrance examination, of whom six passed, two in each of the three divisions.

The number of resident students was 605. The new boarding-house sanctioned by Government Resolution dated the 31st July 1888 contains 12 students.

132. The number of pupils in the Dacca Madrassa rose from 336 to 424—238 in the Arabic and 186 in the Anglo-Persian Department. The receipts from fees and fines were Rs. 1,222. The number of boarders was 33, against 36 in the previous year. Nineteen candidates were sent up to the last Entrance examination, of whom four passed—one in the second, three in the third division. The number of students in the Chittagong Madrassa was 401, against 356 in the previous year. A sum of Rs. 1,255 was realised from fees and fines. Out of 291 students who were examined locally, 124 passed the annual examination. In the Hooghly Madrassa the number of students rose to 60. The income from fees was Rs. 208. In the Cox's Bazar Madrassa the receipts were Rs. 40 from fees, Rs. 60 from municipal funds, and Rs. 18 from subscriptions. There were 28 pupils on the rolls. In the Nawab of Murshidabad's Madrassa a gymnastic master has been appointed and a debating club started. The number of boarders was 16, as in the previous year. The Sitapore Madrassa in Burdwan received last year Rs. 2,172 from the Mohsin Fund. It had 60 pupils on the rolls. Maulavi Abdul Hai examined them, and reported favourably of their progress, especially in arithmetic. The Jorghat Middle English School received Rs. 480 from the Mohsin Fund. The roll number was 55. The roll number of the Mir Ahya Madrassa went down from 147 to 108 owing to the promotion of fifty boys to the Government Madrassa and the opening of a new Madrassa, called the Anglo-Arabic Madrassa, by Maulavi Adul Udud, lately a teacher in the Government Madrassa, with a roll number of 218. The Sasseram Madrassa had 96 pupils on its rolls, against 105 in the previous year. The total expenditure was Rs. 6,650 against Rs. 7,000. There are two Madrassas in the Gya district—one at Gya, called Madrassa Islamiya, with 111, and another at Aurungabad with 22 pupils.

133. The order to notice specially the number of institutions wholly or mainly intended for Muhammadans, with the number of their pupils, has reached this office too late for the purpose of the present report; but it will be fully carried out in subsequent years. Meanwhile an attempt has been made in this section to give all the information on this point that was available.

X.—EDUCATION OF ABORIGINAL AND BACKWARD RACES.

134. The following statement shows the distribution of pupils of aboriginal and backward races in each division :—

DIVISION.	NUMBER OF PUPILS ATTENDING DIFFERENT CLASSES OF SCHOOLS.							CREED OF PUPILS OF ABORIGINAL AND OTHER BACKWARD RACES.		
	High English.	Middle English.	Middle vernacular.	Upper primary.	Lower primary.	Girls.	Special and private.	Total.	Christians.	Non-Christians.
Presidency	1	...	24	29	56	5	...	115	7	108
Calcutta
Burdwan	9	1	18	62	3,265	3	164	3,522	106	3,416
Rajshahye	20	11	...	94	133	4	50	317	98	219
Dacca	7	...	1	37	123	23	2	193	11	182
Chittagong	3	8	...	2	178	23	8	222	3	219
Patna	181	181	...	181
Bhazulpore	7	17	30	296	4,660	393	282	5,985	745	4,940
Chota Nagpore	73	450	163	688	12,613	785	102	15,165	2,195	12,970
Orissa	30	29	2	24	149	42	20	296	122	174
Do. Tributary Mehals	6	5	69	1,337	...	124	1,541	...	1,541
Total	150	502	243	1,611	22,701	1,287	752	27,246	3,292	23,954
										27,246

EDUCATION OF
ABORIGINAL AND
BACKWARD RACES.

EDUCATION OF
ABORIGINAL AND
BACKWARD RACES.

The total number of aboriginal pupils declined from 28,290 to 27,246, or by 1,044 pupils. The number of Christian pupils decreased by 713, and of non-Christians by 331 pupils. There was an increase in the number of pupils attending high English and upper primary schools, and a decrease in that attending the other classes of schools, the largest decrease (880) taking place in the lower primary schools.

The number of aboriginal pupils shows a falling off in all the divisions except Orissa, Patna, and Chota Nagpore. The falling off in the number of aboriginal pupils in the Presidency and Rajshahye Divisions was mainly due to a change of classification: the decrease in the Burdwan Division has been attributed to the carelessness of the gurus who prepared the statistics. In the Dacca Division the special patshala for Manipuri boys was abolished during the year. In the Bhagulpore Division the number of aboriginal pupils fell off in the Sonthal Pergunnahs only, where the diminution in the number of pupils took place in the lower primary and girls' schools. In the Orissa Tributary Mehals, Angul, which suffered much from scarcity, lost more aboriginal pupils than any other state.

135. In the Burdwan Division there was a slight increase of pupils in the training school for aborigines at Bhipore, in Midnapore, under the American Baptist Mission, to which 63 lower primary schools are attached. Bankura has one training school and 30 lower primary schools, and Beerbhoom 13 special schools for Sonthals. There were 20 aboriginal pupils in the Darjeeling zillah school in the Rajshahye Division. In the Dacca Division there were 184 pupils in the seven model schools for the education of aboriginal tribes in the Mymensingh district. In the Chittagong Hill Tracts the Rangamati and Bandarban schools contained 75 and 29 pupils respectively. The lower primary schools for the education of the hill people fell from 10 to 8. In the Patna Division most of the aboriginal pupils are Tharus, and read in 12 patshalas in Tharuhat, the northern frontier of the Bettiah subdivision of Chumparun.

In the Bhagulpore Division there are 102 stipendiary lower primary schools in the Sonthal Pergunnahs under the special scheme for the education of the Sonthals. Two training schools have been opened—one at Haripur and the other at Taljhari, under the management of the Church Mission Society, to train up teachers for the Sonthal schools. In the Orissa Division there is a special school for Sabars in Cuttack, and another for Sonthals in Balasore. A lower primary school has been opened in the town of Puri for the education of Telugu fishermen, called *Nolias*.

136. No aboriginal pupil passed any University Examination. The following statement shows the number of aboriginal pupils who passed the departmental examinations during the year 1888-89:—

DIVISION.	Middle English scholarship examination.	Middle vernacular scholarship examination.	Upper primary scholarship examination.	Lower primary scholarship examination.	Total.
Presidency
Calcutta
Burdwan	2	9	11
Rajshahye	1	1	1
Dacca	1	...	1
Chittagong
Patna	3	3
Bhagulpore	1	7	113	121
Orissa	5	7
Do. Tributary Mehals	2
Chota Nagpore	(a) 9	(b) 6	(c) 3	(d) 247	265
Total	9	7	15	378	409

(a) All Christians.
(b) One Christian.

(c) One Christian.
(d) Ditto.

The Chota Nagpore Division, as usual, shows the largest number of pupils of aboriginal descent, and next in order comes the Bhagulpore Division, embracing the Sonthal Pergunnahs, which contain the majority of the aboriginal pupils of that division. Accordingly, the largest number of successful candidates in the departmental examinations is returned from the Chota Nagpore Division, Bhagulpore standing second in this respect.

137. The subjoined statement shows the results of the educational work of the several missions in the Chota Nagpore Division for the last two years:—

EDUCATION OF ABORIGINAL AND BACKWARD RACES.

NAME OF MISSION.	SCHOOLS.		PUPILS.						EXPENDITURE.					
	1887-88.	1888-89.	1887-88.			1888-89.			1887-88.			1888-89.		
			Boys.	Girls.	Total.	Boys.	Girls.	Total.	Government.	Mission fund.	Total.	Government.	Mission fund.	Total.
Berlin Evangelical ...	64	25	1,280	255	1,485	558	169	727	2,666	11,615	14,281	2,510	11,016	13,526
S.P.G. (Anglican) ...	39	42	752	206	954	895	171	1,066	2,218	6,801	9,019	2,303	7,124	9,427
Free Church (Scotch) ...	42	46	647	116	763	880	154	1,034	2,684	3,878	6,562	2,777	4,507	7,374
St. Xavier's ...	8	10	139	49	186	250	50	300	368	660	1,028	371	8,005	8,376
Total ...	153	123	2,774	626	3,400	2,583	544	3,127	7,936	22,954	30,800	7,901	30,742	33,703

All the missions show an increase except the Berlin Evangelical Mission, the loss in which is explained by the non-receipt of returns from some schools under that body.

XI.—INDIGENOUS EDUCATION.

138. The following table shows the statistics of indigenous schools in each division:—

INDIGENOUS EDUCATION.

DIVISIONS.	ADVANCED.				ELEMENTARY.				Teaching the Koran.	OTHER SCHOOLS.				TOTAL.		
	Arabic or Persian.		Sanskrit.		For boys.		For girls.			For boys.		For girls.		Schools.	Pupils.	
	Schools.	Pupils.	Schools.	Pupils.	Schools.	Pupils.	Schools.	Pupils.	Schools.	Pupils.	Schools.	Pupils.				
Presidency ...	22	455	61	700	18	149	3	54	104	1,358
Calcutta
Burdwan ...	44	397	187	1,381	128	355	21	641	31	1,006
Rajshahye ...	38	550	23	151	44	396	12	203	389	3,045
Dacca	196	1,720
Chittagong ...	1,178	13,398	249	2,034	287	2,469	51	548	2,330	20,032	15	270	4,109	44,571
Patna ...	117	2,140	76	1,119	339	3,315	56	426	1,111	15,642	46	655	1,745	23,897
Bhagalpore ...	423	4,241	572	7,476	1,195	7,312	4	23	141	1,483	230	2,260	1	8	2,566	22,803
Chota Nagpore ...	307	2,612	163	1,543	867	5,599	31	165	49	491	5	165	1,412	10,575
Orissa ...	36	364	13	164	36	327	4	84	4	93	93	932
Orissa Tributary ...	55	754	44	407	867	5,253	3	16	7	85	968	6,374
Mehals	3	46	149	716	5	40	1	1	158	803
Total ...	2,208	24,911	1,383	16,087	3,928	27,349	113	809	3,707	44,958	363	3,096	7	174	11,709	117,284

The total number of institutions under this head increased from 10,048 with 96,721 pupils to 11,709 with 117,284 pupils.

There was an increase in the number of all classes of institutions under this section except elementary and "other" schools for girls, in which the number of pupils also shows a falling off. The only other heading under which the number of pupils decreased instead of increasing is that of elementary schools for boys.

The loss in the total number of schools under this head in the Presidency, Burdwan, Rajshahye, and Chota Nagpore Divisions, and in Calcutta and the Orissa Tributary Mehals, was more than counterbalanced by the increase in the other divisions. The private institutions dealt with under this head are not of exotic, but of indigenous growth in this country, and therefore do not die off rapidly. The disappearance of any school of this class from the returns of any particular year is no proof of its extinction. As already stated last year, the statistics of these schools are collected with some difficulty, as the teachers have nothing to gain by supplying them. Mr. Bellett accordingly observes:—

"I am pretty sure that we shall never be able to collect either accurate or full returns from schools of this class, unless some reward is offered to the teachers for preparing them."

It is manifest, however, that though there might have been dereliction of duty on the part of some returning officers, still the work appears on the whole to have been done satisfactorily, and it is only necessary for the higher

inspecting agency to insist that the instructions issued on the subject from this office in December 1887 are fully carried out.

139. *The advanced maktab*s increased from 1,710 to 2,208, and the increase is shared by all the divisions except Rajshahye. The pupils attending them increased from 18,832 to 24,911.

The Koran schools increased on the whole from 2,635 to 3,707, and the pupils attending them from 32,773 to 44,958. The loss of these schools in some divisions is more than made up by the considerable accession in their number in the Dacca and Chittagong Divisions.

140. The constitution of the advanced maktab and the Koran schools was discussed in previous reports. Babu Dina Nath Sen adds:—

“In the maktab the teachers are generally men who have no other means of livelihood, and their number abounds largely in these parts. Their education is very defective, and they are naturally averse to the introduction of any new system in the mode of education in vogue. The books generally taught in the higher maktab are, in Persian, the *Pand-i-namah*, the *Gulestan* and the *Bostan*, all the works of the poet Sadi, and in some the *Sikandarnamah* of the poet Nizami, as also some books, mostly in Urdu, on the tenets and religious observances of Islam. But the system of education followed is without any definite purpose, having no organisation whatever. These remarks are made by the Assistant Inspector of Schools for Mahomedan Education.”

Mr. Reuther also offers the following remarks with regard to the maktab of the Patna Division:—

“Maktab are a class of schools often found to be maintained by Hindus of the Kayastha class for the benefit of their children. Ordinarily speaking they are, however, Mahomedan institutions. Their scale of fees is rarely fixed, and payments made by boys vary greatly by circumstances. In maktab maintained by Hindus the Koran is not taught: the course consists of Persian literature and essay-writing only. The teaching of arithmetic is entirely neglected, and there is no attempt at class organisation.”

In the Orissa Division the best conducted maktab was that at Bhadrak, supported by Munshi Abdul Gani, an influential Mahomedan zemindar of that town.

141. *The tols* increased from 1,300 to 1,383, and their pupils from 12,373 to 15,087.

In the Presidency Division the Government grant to the *tols* of Navadwipa was increased from Rs. 150 to Rs. 200 per mensem. There are 13 *tols* at Navadwipa, as before—3 teaching *nyaya* (logic), 4 *smriti* (law), 4 *belles lettres*, and 2 the *shastras*. The *Mulajore tol* in the 24-Pergunnahs and *Srimati Annakali Devi's tol* in Murshidabad, noticed in the last report, retain their popularity.

In the Rajshahye Division the Dharma Sabha of Rampore Bauleah spent Rs. 421 on rewards to *tol* pundits and pupils. In the Dacca Division the *Sarasvat Somaj*, noticed in the last report, awarded Rs. 1,437 as rewards to the pundits and pupils of the *tols* of East Bengal on the results of the examinations held in April last at the Dacca College premises. Out of 275 candidates 125 passed and obtained titles in different branches of Sanskrit lore. The Government grant to the *Somaj* is Rs. 500 per annum. A similar grant is enjoyed by the Behar Sanskrit Sanjivan. In the Patna Division the important aided *tols* were the *Gautam patshala*, the *Madhubhani aided patshala*, the *Mozufferpore Dharmasanaaj aided school*, and the *Goorhatta aided school*. The *Puri Sanskrit school* is the best *tol* in the Orissa Division. In the Orissa Tributary *Mehals* the *Nayagarh tol* continues to flourish, but the *Lahara tol* has ceased to exist. A new *tol* was started by the Raja of the *Talcher state*.

142. The Sanskrit Title examination was held in February. The number of candidates was 111, against 99 in the preceding year. Of these, 98 were Bengalis, 2 *Uriyas*, and 11 *Beharis*. As in previous years, the candidates were Brahmans for the most part, with 1 *Navasakha*, 4 *Kyasthas*, and 5 *Vaidyas*. One hundred and six candidates actually presented themselves for examination, of whom 45 passed, against 63 in the year before. There were 85 candidates for examination in Sanskrit literature, 3 in grammar, 13 in Hindu law, and 10 in Hindu philosophy. The total cost of the examination was Rs. 484, of which Government contributed Rs. 250, and the remainder was raised from fees paid by the candidates.

143. *Elementary Schools*.—The elementary schools for boys increased by 50, but their pupils decreased by 865. The elementary schools for girls decreased by 176, and the pupils by 1,286.

It may be noted that many of the elementary schools with 10 pupils and upwards are gradually absorbed into the departmental system when they adopt the departmental standards, and that many of the schools attended by less than 10 pupils have already adopted the departmental standards, but are not eligible to rewards from the primary grant on account of the 10-pupil rule. The Assistant Inspector of the Chota Nagpore Division accordingly hopes that the day is not far off in Chota Nagpore when the indigenous schools will be things of the past.

144. *Other Schools*.—In the Rajshahye Division the Bhutia school at Buxa in Jalpaiguri was attended by only five pupils.

145. *Kyoungs*.—The number of *kyoungs*, i.e. the indigenous schools of the Mughs, was 45 with 125 pupils, against 35 with 510 pupils in the year before. These schools are reported to be of the most conservative character, and it is very difficult to introduce reforms into them; nevertheless they do useful work for the education of the Mughs. Besides these *kyoungs*, there are two other institutions for the Mughs:—

- (1) *The Burmese school at Cox's Bazar*.—This school was attended by 50 pupils, against 85 in the previous year. The boys learn Mugh and Bengali up to the lower primary standard. Four boys appeared at the lower primary examination and two passed, of whom one was a Mugh. A grant of Rs. 20 from the khas mehal funds was sanctioned for the school during the year.
- (2) The other is the Cox's Bazar Middle English school, which had 47 Mugh boys: most of them were in the special classes intended for them.

Of the seven "Other schools" returned from the Orissa Division, one is a patshala in which Telugu is taught. The bulk of "Other schools" in the Orissa Tributary Mehals were those attended exclusively by the children of Raj families.

XII.—PREPARATION AND DISTRIBUTION OF TEXT-BOOKS AND OTHER SCHOOL LITERATURE.

146. THE Central Text-Book Committee for Bengal was first organised in 1875, with a President and three members. Its duty was to examine and report on class-books in the subjects of history, geography, mathematics, and science for the middle scholarship examination. By the Resolution of Government in the General Department dated the 7th January 1882, its functions were greatly enlarged. The Committee was now required to report upon readers and grammars, both English and vernacular, for the scholarship standard; and it was also requested to frame lists of text-books in all subjects adapted to the standard, not merely of the scholarship examination, but of every class in a middle school. In consideration of these increased duties, the Committee was from time to time enlarged, up to a total finally of 15 members, including the President. Of these, in the year 1885, six were members of the Bengal Education Department, two belonged to other branches of the public service, four were Government pensioners, and three were gentlemen unconnected with the Government. The preliminary duties of the Committee have been undertaken by five Sub-Committees, each consisting of from five to seven members. In judging of the merits of books, the Sub-Committees, and afterwards the full Committee, took into special consideration all characteristics of importance, such as matter, manner, style, sectarian character, language, grammar, spelling, paper, printing, &c.

The first complete list of text-books, brought down to the end of the year 1887, was furnished by the Committee in March 1888. Up to the end of 1887 about 1,200 books had been received and examined; and after the rejection of more than half, the list, as approved by the Committee, contained 524 books, distributed as follows:—English readers 98, English grammars 33,

INDIGENOUS
EDUCATION.

PREPARATION AND
DISTRIBUTION OF
TEXT-BOOKS AND
OTHER SCHOOL
LITERATURE.

PREPARATION AND
DISTRIBUTION OF
TEXT-BOOKS AND
OTHER SCHOOL
LITERATURE.

Bengali readers	208	Bengali grammars	42	history	25	geography	25	arith-	
* English readers	6						
Ditto grammar	1						
Bengali readers	33						
Ditto grammars	3						
History	2						
Geography	1						
Arithmetic	7						
Science	2						
			—						
			55						
			—						

Resolution above quoted, a provisional list of text-books authorised for use in middle schools. From this provisional list he excluded some 40 books to which strong objections had been raised by reporting officers; and these he remanded to the Committee for further consideration. He also referred for consideration a number of books which do not appear in the Committee's list, but which are strongly recommended by officers whose opinions are entitled to weight. He likewise forwarded a copy of the provisional list to the Calcutta Missionary Conference, by which body objections, chiefly on the ground of morality, were raised before the Education Commission to certain text-books in accepted use. By the light of the criticisms to be thus obtained, and of others to which the publication of the provisional list will probably give rise, and also by the aid of the further report to be received from the Committee on the reference now made to it, the Director hopes to publish a finally revised list of approved text-books. The cordial thanks of Government have been communicated to the members of the Committee for their labours, and they have been requested to furnish the Director at the end of each calendar year or oftener with supplementary lists of the books examined and approved by them during the period. As time goes on, it may be expected that several of the books now approved will have become antiquated or otherwise unsuitable, and their recommendations on this point are also invited. Sir Alfred Croft proposes to publish revised lists every year; and to these lists the choice of text-books to be read in all public schools, whether under public or under private management, will be confined.

The Revd. K. S. Macdonald, Babu Hara Prasad Sastri, M.A., and Babu Bepin Behari Gupta, M.A., have recently been appointed additional members of the Committee to fill existing vacancies.

147. Besides the Central Text-Book Committee sitting at Calcutta, there are Branch Committees for Behar and Orissa. The Behar Committee consists of Nawab Vilayat Ali Khan, Bahadur, C.I.E., as President, thirteen other gentlemen as members, and the Inspector of Schools, Behar Circle, as Member and Secretary. The books approved by the Committee are 181 volumes in the Kaithi or Devanagri character, 8 Sonthali books in the Roman character, and 65 in the Urdu (Persian) character, besides coloured sheet maps of Asia, Europe, and India. The Orissa Committee, consisting of 13 members, examined during the year 19 books, of which 11 were adopted as text-books. The Joint-Inspector states that special encouragement is needed for the production of Uriya wall maps, atlases, and dictionaries, which at present are not likely to command a remunerative sale.

148. The Calcutta School-Book Society, which receives a grant of Rs. 200 a month from Government, still serves as the chief medium for the distribution of books in the interior through its numerous agencies. But with the extension of railway and steam communication, a considerable development of private enterprise in the same direction has taken place of late years. During the year under report the Society sold in Calcutta, and by means of its agencies in the different parts of the country, 208,764 books, valued at Rs. 88,663.

CALCUTTA,
The 23rd September 1889.

C. H. TAWNEY,
Offg. Director of Public Instruction.

EDUCATION—GENERAL TABLE I.

Abstract Return of Colleges, Schools, and Scholars in the Lower Provinces of Bengal at the end of the official year 1888-89.

(For details—see General Table III.)

AREA AND POPULATION.				PUBLIC INSTITUTIONS.							Private institutions.				Grand Total.	Percentage of—	REMARKS.		
Total area in square miles.	Number of towns and villages.*	Population.		University education.		School education, general.		School education, special.		Total of public institutions.	Advanced.	Elementary.	Teaching the Koran only.	Other schools not conforming to the present standard.					
				Arts colleges.	Professional colleges.	Secondary schools.	Primary schools.	Training schools.	All other special schools.										
1	2	3	4	5	6	7	8	9	10	11	12	13	14	15	16	17	18		
165,775	Towns ... 232 Villages ... 259,686 Total ... 259,918	Males ... 33,917,217 Females ... 34,243,381 Total ... 68,160,598	Institutions	For males ...	30	12	2,349	47,939	22	224	50,576	3,591	3,928	3,707	363	62,165	Institutions to number of towns and villages.	23'91	
				For females	2	...	54	2,281	6	...	2,343	...	113				7
			Total ...	32	12	2,403	50,220	28	224	52,919	3,591	4,041	3,707	370	64,628	24'86			
			Scholars...	Males ...	5,156	1,256	202,769	1,084,330	998	4,837	1,279,846	38,983	26,921	42,082	3,965	1,391,797	27'35	Male scholars to male population of school-going age.†	
				Females ...	12	27	5,219	79,487	245	30	85,020	1,015	1,237	2,876	205	90,353	1'75	Female scholars to female population of school going age.†	
				Total ...	5,168	1,283	207,988	1,144,317	1,243	4,867	1,364,866	39,998	28,158	44,958	4,170	1,482,150	14'49	Total scholars to total population of school-going age.†	

*A town contains 5,000 inhabitants or upwards; a village contains less than 5,000 inhabitants.
†The population of school-going age is taken at 15 per cent. of the whole population.

EDUCATION—GENERAL TABLE II.

Abstract Return of Expenditure on Public Instruction in the Lower Provinces of Bengal for the official year 1888-89.

(For details—see General Table IV.)

1	TOTAL DIRECT EXPENDITURE ON PUBLIC INSTRUCTION.							TOTAL INDIRECT EXPENDITURE ON PUBLIC INSTRUCTION.								17	18	
	University education.		School education, general.		School education, special.			University.	Direction.	Inspection.	Scholarships.	Buildings.	Special grants for furniture and apparatus.	Miscellaneous.	Total.			
	Arts colleges.	Professional colleges.	Secondary schools.	Primary schools.	Training schools.	All other special schools.	Total.											
	2	3	4	5	6	7	8	9	10	11	12	13	14	15	16			
	Rs.	Rs.	Rs.	Rs.	Rs.	Rs.	Rs.	Rs.	Rs.	Rs.	Rs.	Rs.	Rs.	Rs.	Rs.	Rs.	Rs.	Rs.
1.—Institutions	6,84,039	2,86,791	80,37,359	23,95,439	88,784	2,38,033	66,75,445	1,26,472	60,310	5,39,961	2,30,735	2,63,602	8,407	1,46,103	13,75,590	80,51,035		
{ For males ...																		
{ „ females ...	4,915	...	3,39,610	2,51,860	20,275	...	6,16,660	6,16,660		
Total ...	6,38,954	2,86,791	83,76,969	26,47,299	1,04,059	2,38,033	72,92,105	1,26,472	60,310	5,39,961	2,30,735	2,63,602	8,407	1,46,103	13,75,590	86,67,695		
2.—(a) Percentages of provincial expenditure included in columns 2—17 to total provincial expenditure on public instruction ...	11.56	11.07	20.66	8.87	3.56	6.98	62.70	...	2.73	15.21	9.35	7.93	.18	1.90	37.30	100.		
(b) Percentages of local fund expenditure included in columns 2—17 to total local fund expenditure on public instruction	24.61	45.25	.15	.05	70.06	21.05	.03	.22	.30	8.34	29.94	100.		
(c) Percentages of municipal expenditure included in columns 2—17 to total municipal expenditure on public instruction	68.17	23.63	.10	.99	92.8946	.88	3.40	.29	2.09	7.11	100.		
(d) Percentages of total expenditure in columns 2—17 to total expenditure on public instruction ...	7.37	3.31	38.96	30.54	1.20	2.75	84.13	1.46	.70	6.23	2.66	3.04	.10	1.68	15.87	100.		

GENERAL STATISTICS.

3.—AVERAGE* ANNUAL COST OF EDUCATING EACH PUPIL IN—		Rs. . A. P.	Rs. . A. P.	Rs. . A. P.	Rs. . A. P.	Rs. . A. P.	Rs. . A. P.	Rs. . A. P.
Departmental institution	Cost to provincial revenues... ..	140 2 5	493 15 11	10 7 7	6 4 0	85 2 2	49 8 5	40 15 6
	Cost to district and municipal funds...	0 7 4	...	1 13 5	0 2 7	0 7 0
	Total cost ...	233 3 0	542 6 2	31 0 1	6 10 6	88 4 1	69 0 5	66 13 0
Municipal and District Board schools	Cost to provincial revenues... ..	17 15 2	...	0 3 9	0 2 10	0 12 7
	Cost to district board and municipal funds	4 12 11	4 2 8	5 0 0
	Total cost ...	103 7 0	...	9 15 8	4 10 0	10 12 10
Aided institutions	Cost to provincial revenues... ..	23 12 11	...	2 4 5	0 3 6	25 10 7	7 8 11	0 9 8
	Cost to district and municipal funds...	2 0 1	0 8 1	0 2 3	1 13 4	0 11 5
	Total cost ...	139 8 10	...	15 15 3	2 10 5	78 6 5	23 7 5	4 8 10
Unaided institutions	Total cost ...	45 12 5	25 2 4	16 13 11	2 2 3	54 11 0	15 6 3	7 2 11
All institutions...	Cost to provincial revenues... ..	49 11 1	199 15 0	2 5 3	0 3 0	63 12 0	33 4 1	1 12 8
	Cost to district and municipal funds	1 7 11	0 7 0	1 3 9	0 4 8	0 13 6
	Total cost ...	124 6 10	234 7 11	17 3 11	2 9 4	84 7 4	51 6 4	7 0 6

* The annual cost is calculated on the direct expenditure only. The average cost of educating each pupil is obtained by dividing the direct expenditure by the average number on the rolls monthly during the year.

Fractions of a rupee are omitted, except in the columns showing the average annual cost of educating each pupil.

Return of Colleges and Schools and of Scholars attending them

CLASS OF INSTITUTION.		PUBLIC INSTITUTIONS.															
		UNDER PUBLIC MANAGEMENT.								UNDER PRIVATE MANAGEMENT.							
		Maintained by the Department.				Maintained by District or Municipal Boards.				Aided by the Department or by District or Municipal Boards.				Unaided.			
		Number of institutions.	Number of scholars on the rolls on 31st March.	Average number on the rolls monthly during the year.	Average daily attendance.	Number of institutions.	Number of scholars on the rolls on 31st March.	Average number on the rolls monthly during the year.	Average daily attendance.	Number of institutions.	Number of scholars on the rolls on 31st March.	Average number on the rolls monthly during the year.	Average daily attendance.	Number of institutions.	Number of scholars on the rolls on 31st March.	Average number on the rolls monthly during the year.	Average daily attendance.
1	2	3	4	5	6	7	8	9	10	11	12	13	14	15	16	17	
UNIVERSITY EDUCATION.	<i>Arts Colleges.</i>																
	English	11	1,573	1,044	1,373	1	55	59	49	7	959	985	803	*13	2,581	2,447	1,815
	COLLEGES OR DEPARTMENTS OF COLLEGES FOR PROFESSIONAL TRAINING.																
	Law	6	128	123	108	4	807	728	589
	Medicine	1	148	200	195
Engineering... ..	1	200	173	161	
Total	19	2,049	2,139	1,835	1	55	59	49	7	959	985	803	17	3,388	3,176	2,404	
SCHOOL EDUCATION—GENERAL.	<i>Secondary Schools.</i>																
	<i>For Boys—</i>																
	High schools ... English ...	49	13,882	13,551	11,116	6	1,402	1,387	1,070	157	26,593	25,482	20,307	117	32,783	31,568	25,202
	Middle „ ... { English ...	9	1,340	1,335	1,110	12	957	870	690	579	43,657	40,746	31,832	195	12,980	11,997	9,310
	„ ... { Vernacular	35	8,069	2,873	2,093	163	9,494	8,438	6,672	916	49,998	46,468	36,227	111	7,216	6,678	5,211
	<i>For Girls—</i>																
	High schools ... English ...	2	226	220	188	6	752	714	569	3	333	338	329
	Middle „ ... { English	20	1,797	1,706	1,339	1	131	96	103
	„ ... { Vernacular	22	1,358	1,323	1,060
	Total	95	18,517	17,979	14,507	181	11,853	10,695	8,432	1,700	124,155	116,439	91,334	427	53,463	50,677	40,155
<i>Primary Schools.</i>																	
<i>For Boys—</i>																	
Upper primary	6	207	209	125	15	423	406	275	2,896	108,777	100,090	78,963	168	6,368	5,755	4,481	
Lower „	8	107	91	70	16	365	340	173	36,162	830,797	744,067	614,445	8,679	150,857	130,250	107,425	
<i>For Girls—</i>																	
Upper primary	5	205	196	136	234	8,261	7,784	5,599	13	694	909	594	
Lower „	1,761	32,697	30,018	23,456	268	4,259	3,858	2,916	
Total	14	314	299	195	35	993	942	584	41,043	930,532	881,959	722,463	9,128	162,478	140,802	115,416	
SCHOOL EDUCATION—SPECIAL.	<i>Schools for Special Instruction.</i>																
	School of Art	1	172	163	133
	Training schools for masters ...	16	784	790	679	6	250	235	181
	Guru-training classes attached to middle schools	109	604	553	425	2	18	27	22	8	31	30	25
	Training schools for mistresses...	5	194	165	166	1	15	16	15
	Medical schools	4	613	625	595	3	238	231	190
	Survey „	3	318	303	273
	Industrial „	1	25	24	20	7	336	390	218	4	118	109	92
	Madrasahs	7	1,456	1,335	1,086	8	766	771	640
	Other schools	1	44	36	27	4	107	104	59	2	21	15	15
Total	202	4,016	3,840	3,238	24	905	851	646	26	1,189	1,172	977	
TOTAL OF COLLEGES AND SCHOOLS OF PUBLIC INSTRUCTION		330	24,896	24,257	19,775	217	12,901	11,696	9,065	42,774	1,106,551	1,000,234	815,246	9,598	220,518	195,826	153,952

PRIVATE INSTITUTIONS

1. ADVANCED, teaching—
 - (a) Arabic or Persian
 - (b) Sanskrit
2. ELEMENTARY, teaching a vernacular only or mainly—
 - (a) With 10 pupils and upwards { For boys ...
„ girls ...
 - (b) With less than 10 pupils { „ boys ...
„ girls ...
3. ELEMENTARY, teaching the Koran only { For boys ...
„ girls ...
4. OTHER SCHOOLS not conforming to departmental standards { For boys ...
„ girls ...

Total ...

GRAND TOTAL ...

(a) No returns of 136

GENERAL STATISTICS.

TABLE III.

in the Lower Provinces of Bengal for the official year 1888-89.

Grand total of public institutions.	Grand total of scholars on the 31st of March.	NUMBER OF SCHOLARS ON THE 31ST OF MARCH LEARNING—			CLASSIFICATION OF SCHOLARS ON THE 31ST OF MARCH ACCORDING TO RACE OR CREED.								Number of girls in boys' schools.	Number of boys in girls' schools.	REMARKS.
		English.	A classical language.	A vernacular language.	Europeans and Eurasians.	Native Christians (non-aboriginal).	Hindus.	Muhammadans.	Aborigines.		Others.				
									Christians.	Non-Christians.					
18	19	20	21	22	23	23a	23b	23c	23d	23e	23f	24	25	26	
32	5,168	5,106	3,827	62	28	4,752	240	88	12	* Exclusive of the Bishop's College and the Roberts' Memorial College, which furnished no general returns.
10	935	935	6	1	870	54	4	
1	148	143	66	71	3	3	
1	200	200	23	1	171	2	3	
44	6,451	6,389	3,827	167	30	5,804	299	5	96	39	
320	74,660	72,803	37,034	39,712	1,430	476	64,842	7,534	66	84	175	61	
795	58,934	40,401	1,080	27,084	(a) 1,495	(a) 302	(a) 48,158	(a) 8,981	(a) 465	(a) 47	(a) 260	401	
1,225	69,777	6,645	285	89,723	2	131	58,234	10,994	14	229	183	596	
11	1,331	1,252	295	296	1,001	83	187	2	54	136	
81	1,028	1,868	272	199	1,723	126	70	1	209	
23	1,358	263	1,358	4	300	927	23	43	3	21	
3,405	207,993	190,113	30,010	168,360	(a) 5,683	(a) 1,472	(a) 172,417	(a) 23,684	(a) 877	(a) 362	(a) 677	1,058	460	...	
8,085	115,775	1,044	227	115,434	280	426	90,727	22,190	168	1,445	535	3,160	
44,854	982,126	903	00,058	974,783	1,896	608,340	287,644	1,760	20,941	1,646	31,215	
252	9,460	769	5	9,118	303	365	3,347	141	258	25	21	295	
2,020	36,958	64	1,307	36,732	59	1,230	23,373	6,247	345	606	87	1,015	
50,220	1,144,317	2,340	61,645	1,136,137	643	3,917	795,787	316,128	2,659	23,010	2,268	34,331	1,310	...	
1	172	3	165	4	
23	1,034	49	333	1,027	40	715	61	80	120	3	38	
179	653	653	5	500	127	3	16	2	5	
6	200	106	27	182	13	141	52	2	
7	851	67	784	3	2	769	111	7	2	17	15	
3	313	195	198	278	40	9	
12	479	70	238	88	250	107	26	14	1	
15	2,222	612	2,156	487	30	2,193	42	
7	172	44	160	3	196	1	
252	6,110	1,103	2,700	3,723	19	282	2,825	2,643	125	163	64	68	2	...	
83,019	1,304,366	135,044	107,794	1,308,220	(a) 6,481	(a) 5,701	(a) 970,893	(a) 344,754	(a) 3,243	(a) 23,530	(a) 3,123	35,546	1,703	...	
2,308	24,911	15	24,361	1,551	2,910	22,001	1,015	
1,333	15,087	15,031	101	16,037	
343	5,985	40	2,046	5,174	2,145	3,783	47	10	219	...	6	
18	190	75	186	53	144	
3,535	21,364	28	1,473	20,893	15,813	5,384	1	185	218	...	3	
95	618	140	333	7	334	244	8	
3,707	44,458	44,487	485	44,956	2,376	
363	3,306	39	1,182	3,461	2,455	702	15	175	645	46	
7	174	174	13	106	12	35	9	15	...	
11,709	117,284	120	80,182	82,299	20	83,524	77,810	61	424	655	4,574	24	...	
64,628	1,462,150	136,064	196,970	1,340,516	(a) 6,481	(a) 5,721	(a) 1,015,217	(a) 423,564	(a) 3,297	(a) 23,954	(a) 3,780	39,020	1,793	...	

pupils from St. Michael's School, Coorjee.

Return of Expenditure on Public Instruction in the Loc...

OBJECTS OF EXPENDITURE.	PUBLIC INSTRUCTION													
	UNDER PUBLIC MANAGEMENT.													
	Maintained by the Department.							Maintained by District or Municipal Boards.						
	Provincial revenues.	District funds.	Municipal funds.	Fees.	Subscriptions.	Endowments and other sources.	Total.	Provincial revenues.	District funds.	Municipal funds.	Fees.	Subscriptions.	Endowments and other sources.	Total.
1	2	3	4	5	6	7	8	9	10	11	12	13	14	15
UNIVERSITY EDUCATION.														
<i>Arts Colleges.</i>														
English	2,30,400	1,30,191	...	13,765	3,83,365	1,059	2,221	...	2,823	6,
<i>Colleges or Departments of Colleges for Professional Training.</i>														
Law	—4,451	8,319	...	1,021	4,889
Medicine	1,83,755	7,612	1,91,367
Engineering	65,224	7,003	72,227
Total University Education ...	4,74,937	1,62,125	...	14,786	6,51,848	1,059	2,221	...	2,823	6,103
SECONDARY EDUCATION.														
<i>High and Middle Schools.</i>														
<i>For Boys—</i>														
High schools ... English	1,32,705	...	3,315	2,98,462	5,126	19,659	4,59,257	2,369	...	5,375	20,240	490	450	28
Middle schools ... English	27,376	...	615	21,328	...	43	49,361	240	2,587	1,720	3,295	1,826	...	9,658
Middle schools ... Vernacular	10,504	...	4,319	10,394	806	184	26,207	5	40,540	1,219	20,222	6,068	218	2,276
<i>For Girls—</i>														
High schools ... English	17,766	4,769	122	...	22,637
Middle schools ... English
Middle schools ... Vernacular
Total Secondary Schools ...	1,88,340	...	8,249	3,34,933	6,054	19,886	5,57,462	2,514	43,133	8,314	43,757	8,382	668	1,06,70
PRIMARY EDUCATION.														
<i>Primary Schools (Vernacular).</i>														
<i>For Boys—</i>														
Upper primary	1,032	119	1,151	...	886	(c) 657 (d)	198	...	7	1,748
Lower primary	838	2	840	...	251	1,002	1,253
<i>For Girls—</i>														
Upper primary	169	...	1,131	...	58	...	1,353
Lower primary
Total Primary Schools ...	1,870	121	1,991	169	1,137	2,790	198	58	7	4,359
SPECIAL EDUCATION.														
<i>Schools for Special Instruction.</i>														
School of Art	25,462	3,709	29,171
Training schools for masters	67,768	1,437	28	924	...	98	70,265
Guru-training classes	4,874	442	5,316
Training schools for mistresses
Medical schools	81,898	16,594	163	526	99,171
Survey schools	6,905	3,604	10,509
Industrial schools	1,172	1,785	2,957
Madrasahs	26,332	...	60	4,686	18	27,769	58,865
Other schools	4,134	4,134
Total Special Schools ...	2,18,635	1,879	88	29,517	181	30,178	2,80,378
University
Direction
Inspection	136	706
Scholarship held in	48,993	12,671	61,664	570
Arts colleges	20,419	3,717	24,136
Professional colleges	32,189	...	(d)150	971	33,310	4,809	4,582
Secondary schools	217	217	134	...	(d)110	514
Primary schools
Special schools other than training schools	1,888	1,035	2,973
Buildings	3,698	10	...	3,708	...	815	138	...	246	100	1,209
Furniture and apparatus (special grants only)	207	...	(d)125	332	...	1,649	1,649
Miscellaneous--														
Hostel charges	1,097	709	1,806
Charges for abolished schools	674	674
Charges for conducting examinations	804	309	1,113
Prizes and rewards	27	(d)65	65
Contingencies and miscellaneous	(d)139	168
Total ...	1,10,213	...	414	309	10	19,153	1,30,099	5,513	2,464	666	...	246	236	9,125
TOTAL EXPENDITURE ON PUBLIC INSTRUCTION ...	9,93,895	1,879	8,751	5,27,005	6,245	84,003	16,21,778	9,255	46,734	11,770	46,170	8,686	3,734	1,26,355

(a) Includes Rs. 250 from provincial revenues.

(b) Excludes Rs. 250 transferred to column 27.

(c) Includes Rs. 597 paid from the Khond Mehal cess in the Orissa Tributary Mehals.

(d) Paid from ditto ditto ditto.

(e) Includes Rs. 31,743 drawn from provincial revenues on account of Government senior and junior scholarships.

(f) Excludes Rs. 31,743 transferred to column 27.

(g) Includes Rs. 1,579 being the expenditure of two aided Sanskrit schools transferred to indigenous instruction.

(h) Ditto Rs. 300 being the expenditure of one unaided school ditto ditto ditto.

of Expenditure on Public Instruction in the Lower

PUBLIC INSTRUCTION														
UNDER PUBLIC MANAGEMENT.														
OBJECTS OF EXPENDITURE.	Maintained by the Department.							Maintained by District or Municipal Boards.						
	Provincial revenues.	District funds.	Municipal funds.	Fees.	Subscriptions.	Endowments and other sources.	Total.	Provincial revenues.	District funds.	Municipal funds.	Fees.	Subscriptions.	Endowments and other sources.	Total.
1	2	3	4	5	6	7	8	9	10	11	12	13	14	15
UNIVERSITY EDUCATION.														
<i>Arts Colleges.</i>														
English	2,30,469	1,39,101	...	13,765	3,83,365	1,059	2,221	...	2,823	6,103
<i>Colleges or Departments of Colleges for Professional Training.</i>														
Law	—4,451	8,319	...	1,021	4,889
Medicine	1,83,755	7,612	1,91,367
Engineering	65,224	7,003	72,227
Total University Education	4,74,937	1,62,125	...	14,786	6,51,848	1,059	2,221	...	2,823	6,103
SECONDARY EDUCATION.														
<i>High and Middle Schools.</i>														
<i>For Boys—</i>														
High schools ... English	1,32,765	...	3,315	2,98,452	5,126	19,659	4,59,257	2,260	...	5,375	20,240	490	450	28,821
Middle schools ... { English	27,375	...	615	21,323	...	43	49,361	240	2,587	1,720	3,295	1,825	...	9,665
Middle schools ... { Vernacular	10,564	...	4,319	10,304	808	184	26,207	5	40,546	1,210	20,222	6,066	218	68,276
<i>For Girls—</i>														
High schools ... English	17,756	4,759	122	...	22,637
Middle schools ... { English
Middle schools ... { Vernacular
Total Secondary Schools	1,88,340	...	8,249	3,34,938	6,054	19,880	5,57,462	2,514	43,133	8,314	43,757	8,382	668	1,06,768
PRIMARY EDUCATION.														
<i>Primary Schools (Vernacular).</i>														
<i>For Boys—</i>														
Upper primary... ..	1,032	119	1,151	...	886	60	198	...	604	1,719
Lower primary... ..	839	2	849	...	251	1,002	1,253
<i>For Girls—</i>														
Upper primary...	169	...	1,131	...	68	...	1,353
Lower primary...
Total Primary Schools	1,870	121	1,091	169	1,137	1,191	198	68	1,606	4,359
SPECIAL EDUCATION.														
<i>Schools for Special Instruction.</i>														
School of Art	25,462	3,700	29,171
Training schools for masters	67,768	1,437	28	924	...	98	70,255
Guru-training classes	4,874	442	5,316
Training schools for mistresses
Medical schools	81,888	16,504	163	526	99,171
Survey schools	6,905	5,604	10,509
Industrial schools	1,172	1,755	2,927
Madrasahs	26,332	...	60	4,696	18	27,769	58,865
Other schools	4,134	4,134
Total Special Schools	2,18,535	1,879	88	29,517	181	30,178	2,80,378
University
Direction
Inspection
Scholarship held in
Buildings
Furniture and apparatus (special grants only)
Miscellaneous—														
Hostel charges
Charges for abolished schools
Charges for conducting examinations
Prizes and rewards
Contingencies and miscellaneous
Total
TOTAL EXPENDITURE ON PUBLIC INSTRUCTION	8,83,682	1,879	8,337	5,20,696	6,235	64,850	14,91,679	3,742	44,270	9,505	46,176	8,440	6,097	1,17,230

(a) Includes Rs. 2.0 from provincial revenues.
 (b) Excludes Rs. 250 transferred to column 27.
 (c) Excludes Rs. 31,743 transferred to column 27.

FRAL TABLE IV.

Provinces of Bengal for the official year 1888-89.

TUTIONS.											TOTAL EXPENDITURE FROM—					GRAND TOTAL.	REMARKS
UNDER PRIVATE MANAGEMENT.											Provincial revenues.	District funds.	Municipal funds.	Fees.	All other sources.		
Aided by the Department or by District or Municipal Boards.						Unaided.											
Provincial revenues.	District funds.	Municipal funds.	Fees.	Subscriptions.	Endowments and other sources.	Total.	Fees.	Subscriptions.	Endowments and other sources.	Total.	Provincial revenues.	District funds.	Municipal funds.	Fees.	All other sources.	Rs.	
16	17	18	19	20	21	22	23	24	25	26	27	28	29	30	31	32	
Rs.	Rs.	Rs.	Rs.	Rs.	Rs.	Rs.	Rs.	Rs.	Rs.	Rs.	Rs.	Rs.	Rs.	Rs.	Rs.	Rs.	
23,455	47,992	24,088	41,926	1,37,461	81,859	30,166	1,12,025	2,65,173	2,71,263	1,12,518	6,38,954	
.....	18,308	18,308	26,027	1,021	23,197	
.....	1,83,755	7,612	1,91,367	
.....	65,224	7,003	72,227	
23,455	47,992	24,088	41,926	1,37,461	1,00,167	30,166	1,30,333	4,99,701	3,12,505	1,13,539	9,25,745	
1,03,918	316	19,571	3,40,445	90,099	79,874	6,34,223	5,06,673	66,891	1,56,395	7,29,949	2,39,892	316	28,261	11,65,810	4,18,974	18,52,253	
50,033	1,16,716	10,313	1,95,046	1,72,231	20,223	5,64,562	30,905	46,798	11,571	89,274	77,648	1,19,303	12,643	2,60,574	2,52,692	7,12,865	
44,757	74,260	7,397	1,29,965	81,126	4,670	3,42,175	13,569	14,204	7,810	55,583	65,266	1,14,806	12,935	1,74,150	1,16,084	4,72,241	
22,796	80,276	6,380	10,611	1,20,063	40,552	85,035	17,113	1,42,700	
35,673	560	69,682	8,907	39,660	1,54,282	35,673	69,682	48,667	1,54,292	
8,908	73	(f) 4,380	2,688	19,094	8,386	42,628	8,008	72	(f) 4,380	2,688	27,480	42,628	
2,65,185	1,91,364	42,021	8,18,102	3,77,837	1,63,424	18,67,933	5,51,147	1,27,693	1,75,766	8,54,806	4,56,039	2,34,497	58,564	17,47,939	8,79,910	33,78,969	
44,829	1,20,146	2,919	1,50,504	87,866	12,094	3,63,358	9,031	6,118	3,564	18,713	45,861	1,21,032	2,979	1,59,852	60,246	3,89,970	
88,733	2,86,552	8,283	11,39,142	1,03,212	1,12,934	17,38,856	2,12,830	26,763	24,927	2,64,520	89,571	2,86,803	8,283	13,51,074	2,68,836	20,05,469	
38,664	1,250	2,510	10,410	52,292	27,742	1,32,877	408	10,626	1,120	12,154	38,833	1,250	3,650	10,818	91,838	1,46,389	
21,608	21,489	3,792	6,515	41,526	4,482	99,412	697	4,023	1,339	6,059	21,608	21,489	3,792	7,212	51,370	1,0,471	
1,93,834	4,29,437	17,513	13,06,571	2,34,866	1,57,262	23,39,503	2,22,966	47,530	30,950	3,01,446	1,95,873	4,30,574	18,704	15,29,866	4,72,293	26,47,299	
.....	25,462	3,709	29,171	
5,298	4,559	3,572	13,529	73,066	1,437	924	8,329	83,764	
1,017	1,017	75	75	5,891	442	75	6,498	
5,480	60	4,694	7,758	2,008	19,400	58	817	87*	5,480	60	4,162	10,583	20,275	
.....	3,942	164	813	4,919	81,888	20,536	1,666	1,04,090	
.....	6,905	3,604	10,509	
1,585	399	1,861	1,919	5,754	8	429	102	539	2,767	599	8	6,086	9,250	
.....	588	2,873	8,327	11,788	26,332	80	5,274	38,937	70,653	
657	392	253	1,918	124	(d) 3,314	30	444	(e) 474	4,791	392	283	2,486	7,952	
14,037	851	4,347	16,186	7,623	43,044	4,620	4,892	9,242	18,670	2,32,572	1,879	939	38,490	65,212	3,42,092	
.....	1,26,472	1,26,472	
.....	60,310	60,310	
.....	3,35,627	2,01,017	155	8,162	5,39,961	
.....	92,364	(c) 15,583	1,07,917		
.....	20,419	3,717	24,196		
.....	83,507	186	192	2,363		
.....	7,830	104	1,107	9,041		
.....	2,308	1,085		
.....	1,75,243	1,939	2,923	1,498	81,999		
.....	4,006	2,814	128	1,459		
.....	1,097	5,898		
.....	5,442	14,331	185	15		
.....	2,602	9,966	154	7,942	4,016		
.....	8,807	16,574	230	989		
.....	24,009	38,738	835	4,243		
.....	8,23,571	2,85,669	4,892	1,35,812	1,25,736		
4,96,511	6,20,801	60,385	21,77,012	6,53,007	3,70,225	43,77,941	8,78,906	1,80,225	2,46,124	13,05,255	22,07,766	9,52,619	88,029	37,64,602	16,59,689	86,87,695	

(d) Includes Rs. 1,579, being the expenditure of two aided Sanskrit schools transferred to indigenous instruction.
 (e) Ditto Rs. 300, being the expenditure of one unaided school ditto ditto.
 (f) Ditto Rs. 3,431, being the contribution of the Calcutta Municipality for the maintenance of foundlings.

GENERAL TABLE IV.

Provinces of Bengal for the official year 1888-89.

TUTIONS.											TOTAL EXPENDITURE FROM--					GRAND TOTAL.	REMARKS.	
UNDER PRIVATE MANAGEMENT.																		
Aided by the Department or by District or Municipal Boards.						Unaided.												
Provincial revenues.	District funds.	Municipal funds.	Fees.	Subscriptions.	Endowments and other sources.	Total.	Fees.	Subscriptions.	Endowments and other sources.	Total.	Provincial revenues.	District funds.	Municipal funds.	Fees.	All other sources.			
16	17	18	19	20	21	22	23	24	25	26	27	28	29	30	31	32	33	
Rs.	Rs.	Rs.	Rs.	Rs.	Rs.	Rs.	Rs.	Rs.	Rs.	Rs.	Rs.	Rs.	Rs.	Rs.	Rs.	Rs.	Rs.	
23,455	47,992	24,088	41,926	1,37,461	81,859	(a) 30,166	1,12,025	2,55,173	2,71,203	(b) 1,12,518	6,38,954		
.....	18,308	18,308	-4,451	26,627	1,021	23,197		
.....	1,83,755	1,91,367	
.....	65,224	7,003	72,227	
23,455	47,992	24,088	41,926	1,37,461	1,00,167	30,166	1,30,333	4,09,701	3,12,505	1,13,530	9,25,745		
1,03,918	(i) 316	19,571	3,40,445	90,099	79,874	6,34,223	5,06,873	66,891	1,56,385	7,29,949	2,38,892	316	28,261	11,65,810	4,18,974	18,52,253		
50,033	1,17,264	10,313	1,95,046	1,72,231	19,675	5,64,562	30,905	46,798	11,571	89,274	77,648	1,19,851	12,648	2,50,574	2,52,144	7,12,865		
44,757	74,260	7,397	1,29,965	81,126	4,670	3,42,175	13,569	14,204	7,810	35,683	55,266	1,14,808	12,935	1,74,150	1,15,084	4,72,241		
22,706	80,276	6,380	10,611	1,20,063	40,552	85,035	17,113	1,42,700		
55,673	360	69,682	8,907	39,660	1,54,282	35,673	69,682	48,567	1,54,282		
8,008	72	4,380	2,683	19,094	8,386	42,628	8,008	72	4,380	2,688	27,480	42,628		
2,05,185	1,91,912	42,021	8,18,102	3,77,837	1,62,876	18,57,933	5,51,147	1,27,893	1,75,766	8,54,906	4,56,039	2,35,045	58,584	17,47,939	8,79,362	33,76,969		
44,829	(j) 1,20,370	2,919	1,50,504	37,866	11,870	3,63,358	9,031	6,118	3,564	18,713	45,861	1,21,256	3,576	1,59,852	59,425	3,89,970		
68,738	(k) 2,87,869	8,283	11,39,142	1,03,212	1,11,617	17,38,856	2,12,830	26,763	24,927	2,04,520	89,571	2,88,120	9,285	13,51,974	2,06,519	20,05,469		
38,664	1,250	2,519	10,410	52,292	27,742	1,32,877	468	10,636	1,120	12,154	38,883	1,250	3,650	10,818	91,338	1,46,389		
21,608	21,489	3,792	6,515	41,528	4,432	99,412	697	4,023	1,339	6,059	21,608	21,489	3,792	7,212	51,370	1,05,471		
1,93,834	4,30,978	17,513	13,06,571	2,34,896	1,55,711	23,39,593	2,22,966	47,630	30,950	3,01,446	1,95,873	4,32,115	20,303	15,29,850	4,69,152	26,47,299		
5,298	4,659	3,572	13,529	25,462	3,700	29,171		
1,017	1,017	73,066	1,437	924	83,784		
5,430	60	4,094	7,258	2,008	19,400	58	817	75	5,891	442	75	6,408		
.....	3,942	164	813	4,919	60	4,153	10,583		
.....	81,888	20,536	1,666	1,04,000	
1,685	399	1,851	1,919	5,764	8	429	102	539	6,905	3,604	10,509		
637	392	253	1,918	124	(p) 3,344	30	444	(h) 474	2,757	399	8	6,036	9,256		
.....	26,332	60	5,274	38,987	70,653		
.....	4,791	392	233	2,486	7,952		
14,037	851	4,347	16,186	7,623	43,044	4,626	4,802	9,242	18,870	2,32,572	1,879	939	38,400	68,212	3,42,092		
.....	1,26,472	1,26,472		
.....	60,310	60,310		
11,058	1,857	12,915	8,35,627	2,01,017	(j) 395	2,922	5,39,961	
29,471	189	139	392	30,188	262	92,364	(f) 15,553	1,07,917		
6,407	104	110	6,797	20,419	8,717	24,136		
.....	5,482	5,744	186	86,248		
.....	440	440	104	697	9,041		
47,416	1,236	2,785	14,801	16,518	82,756	1,498	40,450	8,762	56,710	2,308	1,085	3,393		
3,199	1,126	128	260	4,712	120	27	147	1,75,243	(m) 2,051	2,923	1,498	81,837	2,63,602		
.....	4,006	2,814	253	1,334	8,407		
4,258	12,482	(o) 185	16,925	4,209	123	4,832	1,097	5,898	6,995		
270	1,302	1,572	126	126	5,442	14,331	185	145	20,103		
7,819	10,042	230	18,091	12	924	2,602	8,968	154	7,842	4,016	24,580		
458	2,661	3,119	924	364	9,807	16,674	295	924	25,600		
1,10,356	29,198	3,467	15,171	18,943	1,77,075	1,760	50,789	48,882	1,01,431	8,23,571	2,85,846	6,111	1,35,812	1,24,250	13,75,590		
5,06,867	6,52,028	63,852	21,77,012	6,68,178	3,87,079	45,55,016	8,80,666	2,31,014	2,95,006	14,06,686	22,07,756	9,54,885	85,937	37,64,002	10,54,515	80,67,605		

(i) Includes Rs. 548 paid from the cess fund in the Rajshahye Division.
 (j) Ditto Rs. 224 ditto ditto ditto ditto.
 (k) Ditto Rs. 1,317 ditto ditto ditto ditto.
 (l) Ditto Rs. 240 paid from the Khond Mehal cess fund in Orissa Tributary Mehals.
 (m) Ditto Rs. 112 paid from the cess fund in the Rajshahye Division.
 (n) Ditto Rs. 65 ditto ditto ditto ditto.
 (o) Ditto Rs. 180 paid from the Khond Mehal cess fund in Orissa Tributary Mehals.

EDUCATION—GENERAL TABLE V.

Return of the Stages of Instruction of Pupils in Public Schools for General Education in the Lower Provinces of Bengal at the end of the official year 1888-89.

CLASS OF SCHOOLS.	Number of schools.	Number of pupils on the rolls on 31st March.	HIGH STAGE.			MIDDLE STAGE.			UPPER PRIMARY STAGE.			LOWER PRIMARY STAGE.						TOTAL.			
			Comprising all pupils who have passed beyond the Middle Stage, but have not passed the Matriculation Examination.			Comprising all pupils who have passed beyond the Upper Primary Stage, but have not passed beyond the Middle Stage.			Comprising all pupils who have passed beyond the Lower Primary Stage, but have not passed beyond the Upper Primary Stage.			Comprising all pupils who have not passed beyond the Lower Primary Stage.									
			1			2			3			4			5						
			Boys.	Girls.	Total.	Boys.	Girls.	Total.	Boys.	Girls.	Total.	Boys.	Girls.	Total.	Boys.	Girls.	Total.	Boys.	Girls.	Total.	
SECONDARY SCHOOLS.																					
<i>Boys' Schools.</i>																					
High English	Departmental ...	40	13,882	5,836	5,836	4,223	4,223	2,600	2,600	1,198	1,198	27	27	13,882	13,882
	District Fund
	Municipal ...	6	1,402	488	488	609	609	238	238	107	107	1,402	1,402
	Unaided ...	157	26,593	7,130	7,130	8,288	13	8,299	6,730	12	6,748	4,174	13	4,187	212	8	220	20,547	46	26,593
Middle English	Departmental ...	9	1,340	394	394	446	1	447	488	1	489	10	10	1,338	2	1,340	
	District Fund ...	9	747	149	149	239	239	240	2	242	110	7	738	9	747	
	Municipal ...	3	210	26	26	48	48	109	109	27	27	210	210	
	Unaided ...	579	43,057	2	2	8,004	23	8,032	13,278	43	13,278	18,686	114	18,800	2,880	65	2,945	43,407	250	43,657
Middle Vernacular	Departmental ...	195	12,980	3	3	1,805	3	1,898	3,402	15	3,477	6,323	88	6,411	1,157	34	1,191	12,840	140	12,980
	District Fund ...	35	3,069	734	734	665	665	1,194	1	1,195	468	7	475	3,061	8	3,069	
	Municipal ...	159	9,148	1,562	1	1,563	2,238	4	2,242	3,608	24	3,632	1,704	7	1,711	9,112	36	9,148	
	Unaided ...	4	346	61	61	98	98	106	106	81	81	346	346	
Total	2,340	2,03,371	23,828	1	23,829	46,368	47	46,405	52,511	111	52,622	66,090	596	66,686	13,526	303	13,829	2,02,313	1,058	2,03,371	
<i>Girls' Schools.</i>																					
High English	Departmental ...	2	226	52	52	18	18	37	37	119	119	226	226
	District Fund
	Municipal
	Unaided ...	6	752	43	43	332	332	4	332	168	172	11	169	53	91	144	68	684	752
Middle English	Departmental
	District Fund
	Municipal
	Unaided ...	20	1,797	8	388	340	20	384	410	91	428	619	146	376	523	271	1,526	1,797	
Middle Vernacular	Departmental
	District Fund
	Municipal
	Unaided ...	1	131	24	24	13	13	4	21	25	24	45	60	28	103	131	
Total	54	4,617	112	112	12	837	849	48	820	974	136	1,557	1,693	200	729	989	456	4,161	4,617	
TOTAL SECONDARY SCHOOLS	2,403	2,07,988	23,828	113	23,941	46,370	884	47,254	52,559	1,037	53,596	66,226	2,153	68,379	13,786	1,032	14,818	202,760	5,219	207,988	

PRIMARY SCHOOLS.																					
For Boys.																					
Upper Primary	Departmental ...	6	207	66	66	90	90	49	2	51	205	2	207	
	District Fund ...	9	228	40	40	139	3	142	43	3	46	222	6	
	Municipal ...	6	195	32	83	80	1	81	80	2	82	192	3	
	Aided ...	2,896	108,777	93	20,101	20,250	61,916	1,532	63,448	23,671	1,315	24,936	105,781	2,996	
Unaided ...	188	6,368	30	1,089	1,092	3,638	78	3,616	1,552	78	1,630	6,209	169		
Lower Primary	Departmental ...	8	107	83	88	18	1	19	106	1	107		
	District Fund ...	2	42	2	2	
	Municipal ...	13	323	7	2,373	62	2,395	512,412	12,453	524,865	288,808	14,782		
	Aided ...	36,152	830,797	7	2,273	178		
Unaided ...	8,679	160,857	177	1			
Total		47,939	1,097,901	130	130	23,780	215	23,995	651,373	15,494	666,867	388,237	18,672	406,909	1,063,520	34,381	
For Girls.																					
Upper Primary	Departmental	
	District Fund	
	Municipal ...	5	205	24	24	93	93	88	88	205	
	Aided ...	234	8,281	11	636	645	174	4,618	4,792	80	2,733	2,513	263		
Unaided ...	13	994	76	76	3	658	561	29	329	358	32			
Lower Primary	Departmental	
	District Fund	
	Municipal	
	Aided ...	1,761	32,697	2	123	125	624	13,144	15,608	395	13,509		
Unaided ...	268	4,259	1	1	64	2,109	2,178	30	2,055	2,085			
Total		2,281	46,416	11	11	859	870	765	25,522	26,287	534	13,714	19,248	1,310	45,106		
Total Primary Schools		50,220	1,144,317	130	141	23,791	1,074	24,865	652,138	41,016	693,154	388,771	37,386	426,157	1,064,830	79,487	
GRAND TOTAL (FOR SECONDARY AND PRIMARY SCHOOLS)		52,623	1,352,305	23,828	113	23,941	46,500	895	47,395	76,350	2,111	78,461	718,364	43,169	761,533	402,557	38,418	440,975	1,267,599	84,706	

GENERAL STATISTICS.

EDUCATION—GENERAL TABLE VI.

Return showing the Results of Prescribed Examinations in the Lower Provinces of Bengal for the official year 1888-89.

NATURE OF EXAMINATION.	NUMBER OF INSTITUTIONS SENDING EXAMINEES.				NUMBER OF EXAMINEES.				NUMBER PASSED.				RACE OR CREED OF PASSED SCHOLARS.								
	Institutions under public management.	Aided institutions.	Other institutions.	Total.	Institutions under public management.	Aided institutions.	Other institutions.	Private students.	Total.	Institutions under public management.	Aided institutions.	Other institutions.	Private students.	Total.	Europeans and Eurasians.	Native Christians.	Hindus.	Muhammadans.	Christians.	Non-Christians.	Aboriginal races.
1	2	3	4	5	6	7	8	9	10	11	12	13	14	15	16a	16b	16c	16d	16e	16e	16f
ARTS COLLEGES—																					
1. Master of Arts	5	3	3	11	48	29	19	14	110	29	16	9	4	58	1	
2. Bachelor of Arts	7	4	5	16	340	225	387	130	1,082	149	66	122	29	336	{	...	318	18	19
3. First examination in Arts ...	12	7	12	31	668	388	1,133	101	2,290	230	127	263	9	629	18	569	21	21
COLLEGES FOR PROFESSIONAL TRAINING—																					
<i>Law—</i>																					
1. Honours in Law	1	
2. Bachelor of Law	7	...	4	11	63	...	292	...	355	40	...	147	...	187	
<i>Medicine—</i>																					
1. First M.B.	1	1	26	26	8†	8	
2. Do. L.M.S.	1	1	20	20	11	11†	
3. Second M.B.	1	1	10	10	7	7	
4. Do. L.M.S.	1	1	23	23	15	15	
<i>Engineering—</i>																					
1. B.E.	1	1	2	2	1	1	
2. First examination in Engineering ...	1	1	13	13	8	8	
3. L.E.	1	1	8	8	4	4	
SCHOOLS FOR GENERAL EDUCATION—																					
1. Matriculation	57	154	101	312	1,143	1,154	2,441	91	4,829	437	288	443	6	1,174	Ditto	ditto.
2. Middle English Scholarship Examination. { Boys	13	418	60	491	44	1,285	181	76	1,586	28	789	104	30	951	3	872	66	9	1
3. Middle vernacular scholarship examination. { Boys	159	741	93	933	613	2,481	329	722	4,145	446	1,749	226	261	2,692	1	2,420	242	1	6	...	12
4. Upper primary scholarship examination. { Boys	15	1,962	142	2,149	33	5,061	340	149	5,583	23	2,838	193	77	3,180	6	2,733	424	1	14	...	2
5. Lower primary scholarship examination. { Boys	6	9,922	104	10,032	14	34,911	366	493	35,764	6	20,097	168	348	20,617	9	17,350	2,865	1	377	...	15
...	212	4	216	...	580	4	2	586	...	428	4	2	434	9	390	20	6	9
SCHOOLS FOR SPECIAL INSTRUCTION.																					
Training school examination—For Masters	7	7	502	53	555	371	10	331

* Including the municipal college at Midnapore.
† Including one female.

‡ Excluding one candidate who having failed in Comparative Anatomy only at the first M.B. examination was declared to have passed the first L.M.S. examination.

Return showing the Distribution of District Board and Municipal Expenditure on

OBJECTS OF EXPENDITURE.	EXPENDITURE BY DISTRICT BOARDS ON PUBLIC INSTRUCTION.														
	IN INSTITUTIONS MAINTAINED BY DISTRICT BOARDS.											IN INSTITUTIONS MAINTAINED BY			Total District Board expenditure on Public Instruction.
	Number of Institutions.	Number of scholars on the rolls on the 31st of March.	Average number on the rolls monthly during the year.	Average daily attendance.	Provincial Revenues.	District funds.	Municipal funds.	Fees.	Subscriptions.	Endowments and other sources.	Total.	The Department.	Municipal Boards.	Private persons or Associations.	
1	2	3	4	5	6	7	8	9	10	11	12	13	14	15	16
SECONDARY EDUCATION.															
<i>High and Middle Schools.</i>															
<i>For Boys—</i>															
High schools English					Rs.	Rs.	Rs.	Rs.	Rs.	Rs.	Rs.	Rs.	Rs.	Rs.	Rs.
Middle „ English	9	747	696	554		2,587		2,832	1,712		7,131			1,10,716	1,19,303
„ „ „ „ Vernacular... ..	159	9,148	8,154	6,480	5	40,546		19,463	6,021	81	60,066			74,260	1,14,806
<i>For Girls—</i>															
High schools English															
Middle „ English															
„ „ „ „ Vernacular... ..														72	72
Total	168	9,895	8,850	7,034	5	43,133		22,295	7,733	81	73,197			1,91,364	2,34,497
PRIMARY EDUCATION.															
<i>Primary Schools.</i>															
<i>For Boys—</i>															
Upper primary	9	228	216	152		886		174		7	1,067			1,20,146	1,21,032
Lower „	2	42	38	26		251					251			2,66,552	2,66,803
<i>For Girls—</i>															
Upper primary														1,250	1,250
Lower „														21,489	21,489
Total	11	270	254	178		1,137		174		7	1,318			4,20,437	4,30,574
SCHOOL EDUCATION, SPECIAL.															
<i>Schools for Special Instruction.</i>															
Training Schools for Masters												1,437			1,437
Guru-training Classes												442			442
Training Schools for Mistresses															
Medical Schools															
Survey Schools															
Industrial Schools															
Madrasahs															
Other Schools															
Total												1,879			1,879
INSPECTION														18,667	2,01,017
SCHOLARSHIPS HELD IN—															
Secondary schools					2,807						2,807			186	186
Primary „					90						96			104	104
Special schools other than training schools															
BUILDINGS						350	50		20	100	520			1,124	1,939
FURNITURE AND APPARATUS (special grants only)						906					966			1,070	2,814
MISCELLANEOUS														17,555	79,600
Total					2,903	1,316	50		20	100	4,359			33,706	2,85,669
GRAND TOTAL	179	10,165	9,104	7,212	2,903	45,536	50	22,469	7,763	138	78,004	1,879		6,59,507	9,52,619

* Inclusive of Rs. 3,431, being the contribution of the

TABLE VII.

Public Instruction in the Lower Provinces of Bengal for the official year 1888-89.

EXPENDITURE BY MUNICIPAL BOARDS ON PUBLIC INSTRUCTION.																REMARKS.
IN INSTITUTIONS MAINTAINED BY MUNICIPAL BOARDS.											IN INSTITUTIONS MAINTAINED BY			Total expenditure on Public Instruction.	Total expenditure of District and Municipal Boards on Public Instruction.	
Number of institutions.	Number of scholars on the rolls on the 31st of March.	Average number on the rolls monthly during the year.	Average daily attendance.	Provincial revenues.	Municipal funds.	District funds.	Fees.	Subscriptions.	Endowments and other sources.	Total.	The Department.	District Boards.	Private persons or Associations.			
17	18	19	20	21	22	23	24	25	26	27	28	29	30	31	32	33
				Rs.	Rs.	Rs.	Rs.	Rs.	Rs.	Rs.	Rs.	Rs.	Rs.	Rs.	Rs.	
6	1,402	1,387	1,070	2,269	5,375	...	20,240	490	450	28,824	3,315	...	10,571	28,261	28,577	
3	210	174	136	240	1,720	...	463	114	...	2,537	615	...	10,313	12,648	1,31,951	
4	346	284	192	...	1,219	...	759	45	187	2,210	4,319	...	7,397	12,935	1,27,741	
...
...	360	360	360	
...	4,380*	4,380*	4,452	
13	1,953	1,845	1,393	2,509	8,314	...	21,402	649	637	33,571	8,249	...	42,021	58,584	2,93,031	
1	28	31	24	...	60	...	24	84	2,010	2,079	1,24,011	
...	8,283	8,283	2,95,086	
5	205	196	136	169	1,131	58	...	1,358	2,579	3,650	4,000	
...	3,792	3,792	25,281	
6	233	227	160	169	1,191	...	24	58	...	1,442	17,513	18,704	4,49,278	
...	28	28	1,465	
...	442	
...	60	60	60	
...	
...	399	399	399	
...	60	60	60	
...	392	392	392	
...	88	...	851	939	2,818	
...	155	2,01,172	
...	53	53	139	192	378	
...	104	
...	68	68	50	...	2,638	2,923	4,802	
...	111	128	2,942	
...	575	1,404	81,013	
...	121	121	50	...	3,383	4,802	2,90,471	
19	2,191	2,072	1,558	2,078	9,628	...	21,436	707	637	35,134	8,387	...	63,748	83,029	10,95,649	

Calcutta Municipality for the maintenance of foundlings.

TABLE VII.

Public Instruction in the Lower Provinces of Bengal for the official year 1888-89.

EXPENDITURE BY MUNICIPAL BOARDS ON PUBLIC INSTRUCTION.																	
IN INSTITUTIONS MAINTAINED BY MUNICIPAL BOARDS											IN INSTITUTIONS MAINTAINED BY				Total Municipal expenditure on Public Instruction.	Total expenditure of District and Municipal Boards on Public Instruction.	REMARKS.
Number of institutions.	Number of scholars on the rolls on the 31st of March.	Average number on the rolls monthly during the year.	Average daily attendance.	Provincial revenues.	Municipal funds.	District funds.	Fees.	Subscriptions.	Endowments and other sources.	Total.	The Department.	District Boards.	Private persons or Associations.				
17	18	19	20	21	22	23	24	25	26	27	28	29	30	31	32	33	
				Rs.	Rs.	Rs.	Rs.	Rs.	Rs.	Rs.	Rs.	Rs.	Rs.	Rs.	Rs.		
6	1,402	1,387	1,070	2,269	5,375	...	20,240	490	450	23,824	3,315	...	19,571	28,261	28,577		
3	210	174	158	240	1,720	...	463	114	...	2,537	615	...	10,313	12,548	1,31,951		
4	346	284	192	...	1,219	...	759	45	187	2,210	4,319	...	7,397	12,935	1,27,741		
...	
...	360	360	360		
...	(b) 899	(b) 899	971		
13	1,958	1,845	1,398	2,509	8,314	...	21,462	649	637	33,571	8,249	...	38,540	55,103	2,59,600		
1	28	31	24	...	(d) 60	...	24	84	2,819	(d) 2,979	1,24,011		
...	(f)	8,283	(f) 8,283	2,95,086		
5	206	198	136	169	1,151	58	...	1,358	2,519	3,650	4,800		
...	3,792	3,792	25,231		
6	233	227	160	169	1,191	...	24	68	...	1,442	17,513	18,704	4,49,278		
...	28	28	1,465		
...	442		
...	60	60	60		
...		
...	399	399	399		
...	60	60	60		
...	392	392	392		
...	88	...	851	939	2,818		
...	(g) 155	2,01,172		
...	53	53	139	(h) 192	378		
...	104		
...	68	68	60	...	2,538	2,923	4,862		
...	111	(j) 128	2,942		
...	575	(l) 1,404	81,013		
...	121	121	50	...	3,363	4,802	2,90,471		
19	2,191	2,072	1,558	2,078	9,626	...	21,486	707	637	35,134	8,387	...	60,267	79,548	10,32,167		

(g) Exclusive of Rs. 240 paid from the Khond Mehal cess fund in the Orissa Tributary Mehals.
 (h) Do. " 150 ditto ditto ditto.
 (i) Do. " 113 paid from the cess fund in the Rajshahye Division.
 (j) Do. " 128 paid from the Khond Mehal cess fund in the Orissa Tributary Mehals.
 (k) Do. " 65 paid from the cess fund in the Rajshahye Division.
 (l) Do. " 384 ditto ditto ditto.

Mehals, which is not shown in General Table VII.

SUBSIDIARY TABLE I.

Return of Schools aided from the Grant-in-aid Allotment, the Circle Grant, the Khas Mehal Grant, District Funds, or Municipal Funds in the Lower Provinces of Bengal during the year 1888-89.

CLASS OF SCHOOLS.	Number of schools.	Number of scholars.	RECEIVED FROM--							REMARKS.
			Provincial revenues.	District funds.	Municipal funds.	Fees.	Subscriptions.	Endowments and other sources.	Total.	
1	2	3	4	5	6	7	8	9	10	11
A.—GRANT-IN-AID SCHOOLS (DEPARTMENTAL).										
MUSIC SCHOOL ...	2	63	Rs. 407	Rs.	Rs.	Rs. 253	Rs. 793	Rs.	Rs. 1,453	
INDUSTRIAL SCHOOL ...	4	188	1,273	1,470	1,840	4,543	
TRAINING SCHOOLS ...	6	250	5,298	4,659	3,672	13,529	
For Masters ...	5	194	5,480	60	4,094	7,758	2,008	19,400	
High English ...	149	25,115	87,042	316	21,013	2,50,815	79,307	14,798	4,53,891	
Middle Vernacular ...	82	7,380	26,065	746	7,839	28,052	30,363	1,099	94,164	
FOR BOYS ...	98	9,623	20,604	5,843	40,429	15,491	2,475	84,842	
Upper Primary ...	36	1,726	4,683	154	3	1,163	3,623	1,381	10,977	
Lower Vernacular ...	127	3,775	5,258	1,068	4,730	1,367	12,423	
High English ...	1	70	1,920	1,518	2,400	5,336	
Middle Vernacular ...	4	195	2,127	360	647	928	502	4,564	
FOR GIRLS ...	21	1,176	8,008	4,380	2,688	18,725	8,386	42,187	
Upper Primary ...	181	6,943	34,475	2,067	8,268	47,311	23,606	1,15,627	
Lower Vernacular ...	99	3,680	12,117	761	627	31,658	1,784	46,947	
Total ...	813	60,282	2,16,927	1,216	42,326	3,39,620	2,49,216	62,718	9,10,423	
B.—CIRCLE SCHOOLS (DEPARTMENTAL).										
FOR BOYS ...	204	8,448	23,127	509	54	16,259	1,462	133	41,544	
Middle Vernacular ...	120	4,649	11,849	132	6,500	520	130	19,131	
Upper Primary ...	23	713	1,743	87	603	430	2,863	
FOR GIRLS ...	1	
Middle Vernacular ...	1	
Upper Primary ...	1	30	156	156	
Lower Vernacular	
Total ...	954	13,864	36,927	728	54	23,362	2,412	263	63,746	
C.—KHAS MEHAL SCHOOLS.										
FOR BOYS ...	6	332	538	547	428	44	1,557	
Middle Vernacular ...	142	5,067	3,268	82	99	6,713	1,315	293	16,720	
Upper Primary ...	1,652	30,648	16,810	104	204	48,714	3,453	3,366	71,651	
FOR GIRLS ...	2	31	108	24	64	196	
Middle Vernacular ...	19	309	367	24	131	2	524	
Upper Primary	
Lower Vernacular	
Total ...	1,721	36,287	26,091	138	327	56,129	5,260	3,705	90,648	
D.—SCHOOLS AIDED BY DISTRICT BOARDS UNDER THE GRANT-IN-AID RULES.										
FOR BOYS ...	467	32,694	49	1,16,234	1,28,877	1,22,201	4,643	3,66,703	
Middle English ...	463	24,937	61	66,001	59,676	59,021	1,343	1,87,063	
Vernacular ...	8	317	127	474	871	636	1,808	
Upper Primary ...	7	183	276	924	900	
Lower Vernacular	
FOR GIRLS	
Middle English	
Vernacular	
Upper Primary	
Lower Vernacular	
Total ...	935	58,450	237	1,83,945	1,83,824	1,82,182	5,985	5,56,173	
E.—SCHOOLS AIDED BY MUNICIPALITIES.										
FOR BOYS ...	7	1,727	2,200	18,547	1,724	227	22,758	
High English ...	22	1,641	2,702	5,825	3,602	944	12,973	
Middle Vernacular ...	13	1,017	1,410	2,798	1,042	198	5,448	
Upper Primary ...	28	1,224	43	1,618	1,671	620	28	3,880	
Lower Vernacular ...	286	9,888	28	6,080	12,350	735	970	20,163	
FOR GIRLS	
High English	
Middle Vernacular	
Upper Primary ...	4	135	392	59	644	1,095	
Lower Vernacular ...	44	1,131	108	1,920	34	1,401	3,463	
Total ...	404	16,763	179	16,382	41,184	9,663	2,367	69,780	
LOWER PRIMARY SCHOOLS FOR BOYS SUPPORTED FROM THE FUNDS OF THE MAHARAJA OF CHOTA NAGPORE ...	7	176	105	167	15	287	

GENERAL STATISTICS.

SUBSIDIARY TABLE II.

Return of Expenditure from the Primary Grant in the Lower Provinces of Bengal during the year 1888-89.

(a)—STIPENDIARY SCHOOLS.

CLASS OF SCHOOLS.	RECEIVING STIPENDS ONLY.			RECEIVING OTHER PAYMENTS.					Total payments of stipendiary schools.	
	Number of schools.	Number of pupils on 31st March.	Amount paid in stipends.	Number of schools.	Number of pupils on 31st March.	Amount paid in stipends.	Amount paid in rewards after examination to teachers.	Other payments to teachers.		Total paid.
			Rs.			Rs.	Rs.	Rs.	Rs.	Rs.
For Boys	Middle	65	3,071	3,837	3	71	103	28	131	3,948
	Upper primary	1,410	60,507	71,619	799	32,712	49,539	5,100	54,639	1,27,358
	Lower primary	1,483	40,387	46,561	2,007	63,247	68,063	11,710	79,773	1,17,514
For Girls	Middle	1	188	78	—	—	—	—	—	78
	Upper primary	73	2,028	4,122	6	141	256	24	280	4,452
	Lower primary	535	2,708	13,103	87	2,048	2,907	500	3,407	19,688
Total		3,567	111,971	1,39,393	2,901	98,219	1,99,954	17,368	3,841	1,31,157

(b)—NON-STIPENDIARY SCHOOLS.

CLASS OF SCHOOLS.	SENDING PUPILS FOR EXAMINATION.					NOT SENDING PUPILS FOR EXAMINATION.				Total payments to non-stipendiary schools.
	Number of schools.	Number of pupils on 31st March.	Amount paid in rewards after examination to teachers.	Other payments to teachers.	Total paid.	Number of schools.	Number of pupils on 31st March.	Payments to teachers.	Total paid.	
			Rs.	Rs.	Rs.			Rs.	Rs.	Rs.
For Boys	Middle	2	78	10	—	—	—	—	—	10
	Upper primary	366	12,723	9,486	410	8	238	27	27	9,483
	Lower primary	27,808	8,22,482	2,26,814	10,898	3,529	59,207	3,100	3,100	2,40,572
For Girls	Middle	—	—	—	—	—	—	—	—	—
	Upper primary	1	48	8	41	—	—	—	—	44
	Lower primary	641	10,471	7,306	2,482	308	4,127	1,206	1,206	19,034
Total		28,510	8,45,800	2,49,079	13,531	2,56,010	3,630	63,990	4,433	2,61,068

SUMMARY OF PAYMENTS FROM THE PRIMARY GRANT.

To stipendiary schools (a)	Rs. 2,70,480
„ non-stipendiary schools (b)	2,61,068
„ indigenuous (private) schools for registration	1,623
„ cost of prizes	21,709
„ other payments (including charges for abolished schools)*	1,48,121
Total payments	7,03,001
Total primary allotment	7,73,369

* DETAILS OF "OTHER PAYMENTS."

Chief gurus and inspecting pundits	Rs. 87,698
Charges for abolished schools	14,175
Contingencies and miscellaneous	9,369
Grants for buildings and furniture	7,041
Contributions to circle schools	520
Scholarships	1,491
Remuneration to examiners	2,427
Commission for money-orders	3,977
Rewards	101
Stipendiary grant to khas mahal schools	3,429
Stipends to primary fund middle vernacular schools	4,307
Push-teachers under training in normal schools	1,902
Examination charges	10,404
Total	1,48,121

GENERAL REPORT

ON

PUBLIC INSTRUCTION IN BENGAL

FOR

1888-89.



Calcutta:

PRINTED AT THE BENGAL SECRETARIAT PRESS.

1889.

Price Rs. 2.