

ADMINISTRATION REPORT

OF THE

MUNICIPAL COMMISSIONER

FOR

GREATER BOMBAY

For the Year 1973-74

CITY, SUBURBS AND EXTENDED SUBURBS

CONTENTS

	PAGES
STANDING COMMITTEE'S REVIEW OF THE REPORT ..	i to xxi
COMMISSIONER'S REPORT ...	i
Accompaniments	
1. GENERAL	1-6 A
Report of the Chief Complaints Officer	6
Report of the Manager, Birla Kreedra Kendra	6
Report of the Executive Engineer (Vigilance)	6
2. FINANCIAL :—	
Report of the Chief Accountant, with Appendices	7-76
3. REVENUE :—	
Report of the Assessor and Collector	77-38
4. PUBLIC WORKS :—	
Report of the Project Engineer—Water Supply	89-93
5. REPORT OF THE CITY ENGINEER	95-167
6. WARD OFFICER (ESTATES)	169-183
7. WATER WORKS :—	
Report of the Hydraulic Engineer	185-233
8. FIRE BRIGADE :—	
Report of the Chief Officer	235-243
9. GARDENS :—	
Report of the Superintendent	245-246
10. VICTORIA AND ALBERT MUSEUMS :—	
Report of the Curator	247
11. MUNICIPAL FREE READING ROOMS & LIBRARIES	249
12. CENTRAL STORES :—	
Report of the Controllor of Stores	251-254
13. LICENCES, SHOPS AND ESTABLISHMENTS :—	
Report of the Superintendent	255-260
14. CHIEF INSPECTOR, SHOPS & ESTABLISHMENTS	261-263
15. WARD OFFICER (MARKETS) :—	
Report of the Superintendent	265-268
16. PRINTING PRESS :—	
Report of the Manager	269-272
17. SETH G. S. M. COLLEGE AND K. E. M. HOSPITAL :—	
Report of the Dean	273-314
18. SETH A. J. B. MUNICIPAL E. N. T. HOSPITAL :—	
Report of the Asstt. Medical Officer,	315-317
19. BAI YAMUNABAI L. NAIR CHARITABLE HOSPITAL AND TOPIWALA NATIONAL MEDICAL COLLEGE	319-366
20. NAIR HOSPITAL DENTAL COLLEGE	367-370
21. L. T. MUNICIPAL GENERAL HOSPITAL, SION, AND ANNAPURNABAI DESHMUKH HOSPITAL FOR WOMEN	371-387
22. GROUP OF T. B. HOSPITALS, SEWRI :—	
Report of the Medical Superintendent	389-391
23. LEGAL :—	
REPORT OF THE SOLICITOR TO CORPORATION	393
24. EDUCATION :—	
Report of the Education Officer	395-407
25. LABOUR :—	
Report of the Labour Officer	409-412
26. Public Relations Officer	413-414
27. Municipal Swimming Pools	415-416
28. Report of the Administrative Officer (Enquiries)	417-419
29. Report of the Editor, the Bombay Civic Journal	421
30. Report of the Organizer and Methods Officer	423
31. Report of the Productivity Cell	425
32. Report of the Bombay Municipal Security Force	427-429
33. Report of the General Manager, Deonar Abattoir	431-433
34. Report of the Project Engineer (Sewerage)	435
35. PUBLIC HEALTH :—	
Report of the Executive Health Officer	437-481

**REVIEW OF THE STANDING COMMITTEE OF THE
ADMINISTRATION REPORT OF THE MUNICIPAL COMMISSIONER
FOR GREATER BOMBAY FOR THE YEAR 1973-74.**

The Administration Report submitted by the Municipal Commissioner, gives in detail the working of the various Municipal Departments for the year 1973-74.

CORPORATION

2. Shri S. G. Joshi was elected Mayor of Bombay for the year under report and he continued to hold that office throughout the year. Shri B. N. Shroff was the Chairman of the Standing Committee, Shri D. S. Nalawde was the Chairman of the Improvements Committee, Shri D. S. Shingre was the Chairman of the Education Committee and they continued to hold their respective offices throughout the year.

COMMISSIONER

3. Shri M. W. Desai held the post of the Municipal Commissioner during the year under report.

Complaints Section

This Section deals with the complaints concerning Municipal Services received in the Central Control Room at Babula Tank Cross Lane, Bombay 9, about repairs to buildings, water supply, drainage, sanitation, etc. Complaints were referred to the departments concerned, systematically followed up and the complainants were contacted, if required, in order to see that their grievances were redressed within a reasonable time. The total number of complaints registered and followed up by the Central Control Room during the year under report was 11,756. The Standing Committee finds that the Administration has not effected economy in the establishment cost by substituting Complaints Officers by complaint clerk though those views were expressed by them in their review of the previous report.

Birla Kreedra Kendra

This multi-purpose recreational centre was reserved by the public for various cultural activities.

Documentary films and demonstrations of the electric toy trains, etc., were shown free of charge to the visitors to the Children's Hall on the first floor on all days between 4 p. m. and 7 p. m. except Sundays and Public Holidays. The Chowpatty Freshore was kept under the supervision of the Manager for maintenance of sanitation. An amount of Rs. 1,17,760 was collected by way of revenue.

Special Technical Unit

The Executive Engineer (Vigilance) is in charge of the Special Technical Unit attached to the Municipal Commissioner's Office. This Unit supervises the construction works in progress and exercises control over construction jobs for quality control and investigates various complaints of serious nature connected with Engineering Branch received from the public, etc. The Unit also functions as a co-ordinating agency of the work of different Branches of Engineering Department, etc. This Unit inspected 391, 116 and 111 works in respect of building construction, road construction and drainage construction, respectively. The special Technical Unit also carries out sample checking of some of the final bills of the Municipal Construction Works. It also checks a few building proposals after the building occupation certificates or building completion certificates are issued to parties to verify that the disposal is in order.

FINANCIAL

4. The financial transactions have resulted in a deficit of Rs. 238.02 lakhs at the end of the year instead of an anticipated surplus of Rs. 218.80 lakhs. This was due to the fact that the actual Income decreased by Rs. 867.12 lakhs over the revised estimate of income and the actual expenditure increased by Rs. 146.45 lakhs over the revised estimates.

Variation in Income and Expenditure

5. In preparing the Budget Estimates for the year under report, an Opening Cash Balance of Rs. 146.33 lakhs was estimated. On the final closing of the accounts for the previous year, the actual Opening Balance for the year under report amounted to Rs. 51.07

lakhs. The total income budgeted for was Rs. 7,839.16 lakhs while, the actual realisations amounted to Rs. 7,087.84 lakhs. On the expenditure side, the amount budgeted for was Rs. 7,620.37 lakhs whereas the actuals of expenditure were Rs. 7,325.86 lakhs.

Loan Funds

6. The Opening Balance on 1st April 1973 on account of Loan Funds excluding the Trust Fund was Rs. 1,99,89,915 for the City, that for Suburbs on account of Loan Funds and Trust Funds was Rs. 2,70,38,738 and Rs. 1,22,83,795 on account of Loan Funds for the Extended Suburbs. Loans aggregating to Rs. 1,12,727 lakhs for the City, Rs. 210 lakhs and Rs. 160 lakhs each for the Suburbs and Extended Suburbs, respectively, were raised during the year.

The total Loan Funds available for expenditure during the year were Rs. 19,77,17,099 for the City, the total Loan Funds and Trust Funds available for expenditure were Rs. 4,80,38,738 for the Suburbs and the total loan funds available for expenditure were Rs. 2,82,83,795 for the Extended Suburbs.

The total expenditure amounted to Rs. 13,13,42,774 for the City, Rs. 4,10,88,116 for the Suburbs and Rs. 2,50,69,156 for the Extended Suburbs on Capital Works as against the budgeted figure of Rs. 23,79,72,850 for the City, Rs. 8,73,40,450 for the Suburbs and Rs. 5,58,29,370 for the Extended Suburbs.

Sinking Funds

7. The Book Value of investments of the Sinking Funds at the close of the year amounted to Rs. 30,63,02,347 for the City, Rs. 7,54,50,203 for the Suburbs and Rs. 2,56,21,523 for the Extended Suburbs, made up of Rs. 30,63,02,316 for the City, Rs. 7,54,50,145 for the Suburbs, and Rs. 2,56,21,500 for the Extended Suburbs being the book value of securities and the amounts of Rs. 31 for the City, Rs. 58 for the Suburbs and Rs. 23 for the Extended Suburbs in cash with the State Bank of India. Valuing the Municipal and Improvements Trust Debentures at par, the Market Value of the Sinking Fund Investments held on 31st March 1974, comes to Rs. 30,23,99,609 for the City, Rs. 7,51,93,500 for the Suburbs and Rs. 2,56,21,500 for the Extended Suburbs. The total amount of Sinking Fund thus inclusive of the interest accrued and cash with the Bank came to Rs. 30,57,99,820 for the City, Rs. 7,64,20,415 for the Suburbs and Rs. 2,60,56,510 for the Extended Suburbs, the excess in the Sinking Fund Account being Rs. 2,17,51,242 for the City, Rs. 91,44,052 for the Suburbs and Rs. 17,50,376 for the Extended Suburbs, respectively.

Improvements Schemes Account, General Account, Income and Expenditure.

8. The total income for the year amounted to Rs. 4,45,24 lakhs as against Rs. 5,36.43 lakhs for the previous year, showing a net decrease of Rs. 91,19,146. The decrease of (1) Rs. 1,09,959 under contribution from Municipal Corporation (2) Rs. 1,07,134 under V.—Misc. Receipts and (3) Rs. 98,59,000 under Grant Assistance from Government of India for environmental Improvements of Slums counterbalanced by increase of (1) Rs. 7,89,419 under Rent and other proceeds of properties and (2) Rs. 1,67,525 under Interest and Profit on investment.

The total expenditure for the year was Rs. 4,19,95,521 as against Rs. 3,93,09,661 for the previous year showing an increase of Rs. 26,85,860 on that of the previous year. This is made up of increase of Rs. 27,95,652 under maintenance of properties and streets counterbalanced by decrease of Rs. 1,09,792 under Debt Charges. The expenditure of Rs. 4,19,95,521 comprises of expenditure of Rs. 3,22,69,623 under Maintenance of Properties and Streets inclusive of cost of Management and Establishment and Rs. 97,25,898 under Debt Charges.

The surplus of Rs. 25,28,769 in General Account is transferred to Capital Account.

Loan Account

The loan liability at the beginning of the year stood at Rs. 14,01,66,105. The repayment of loan to Government during the year under report amounted to Rs. 31,85,731 of which Rs. 13,85,731 on the basis of equated payment and Rs. 18 lakhs were re-paid to debenture holders. The outstanding liability on loan account at the close of the year stood at Rs. 13,69,80,374.

CAPITAL ACCOUNT

The year began with an Opening Balance of Rs. 2,23,67,726 on 1st April 1973. In the course of the year under report receipts on account of Sale Proceeds of Lands and

Buildings amounted to Rs. 4,40,869. The total funds thus available were Rs. 2,28,08,595. The total expenditure incurred amounted to Rs. 31,66,332. The surplus in General Account for the year which amounted to Rs. 25,28,769, was transferred to the Capital Account. The unspent balance at the close of the year stood at Rs. 2,21,71,032.

Sinking Fund—Improvements Schemes Account

The amount of Sinking Fund on 31st March 1974 was Rs. 8,20,67,676 of which Rs. 8,20,67,575 represent the book value of the securities and Rs. 101 in cash with the State Bank of India. Valuing the Municipal and Trust debentures at par, the market value of the Sinking Fund Investment at the end of the year under review amounted to Rs. 7,97,74,150. This together with interest accrued upto 31st March 1974 viz., Rs. 1,46,224 and cash with the State Bank of India brought the total amount of Sinking Fund to Rs. 7,99,20,475 against Rs. 6,06,69,076, the amount to which the Sinking Fund should have accumulated at the close of the year. The excess in the fund thus amounted to Rs. 1,92,51,399.

The Gross Capital Liabilities of the Improvements Schemes stood at Rs. 14,17,38,864 at the close of the year under review and the assets Rs. 34,11,74,786 including the book value of the lands comprised in Schedules 'W' and 'X' resulting in a Surplus of Rs. 19,94,35,922.

General Account, Slum Clearance—City and Suburbs

The total income during the year under Slum Clearance, City Section amounted to Rs. 21.78 lakhs against Rs. 21.44 lakhs in the previous year showing a net increase of Rs. 34,940. This is made up of an increase of Rs. 7,704 under Rent and other proceeds of properties and Rs. 27,236 under Interest and Profit on Investments.

The expenditure on this account during the year amounted to Rs. 37.56 lakhs as against Rs. 32.95 lakhs for the previous year, showing an increase of Rs. 4,61,128. This is made up of increase of (1) Rs. 17,238 lakhs on Maintenance of Properties and Streets and (2) Rs. 4,43,890 on Debt Charges. The expenditure of Rs. 37,56,095 comprises of (1) Rs. 14,01,089 under Maintenance of Properties, etc., and (2) Rs. 23,55,006 under Debt Charges. Deficit of Rs. 15,77,594 is transferred to Capital Account.

The total income during the year under Slum Clearance, Suburban Section amounted to Rs. 6.48 lakhs as against Rs. 9.75 lakhs in the previous year showing a net decrease of Rs. 3,26,874. This is made up (1) of Rs. 2,37,587 under Rent and other Proceeds of Properties, (2) Rs. 7,208 under Miscellaneous Receipts, and (3) Rs. 82,079 under Interest and Profit on Investments.

The expenditure during the year on this account amounted to Rs. 20.64 lakhs as against Rs. 25.88 lakhs for the previous year showing a net decrease of Rs. 5,23,551. The net deficit of Rs. 14.16 lakhs was transferred to Capital Account.

Capital Account, Slum Clearance—City

The Opening Balance under Capital Account, Slum Clearance City, on 1st April 1973 was Rs. 15,18,573. An amount of Rs. 50.00 lakhs was received from public as loan and an amount of Rs. 7,78,366 was received from the Government as subsidy. Thus the total funds available for expenditure amounted to Rs. 72.97 lakhs, against which the expenditure incurred during the year amounted to Rs. 25.27 lakhs. The deficit in the General Account amounting to Rs. 15.78 lakhs was transferred to Capital Account. The unspent balance at the close of the year stood at Rs. 31.92 lakhs.

Capital Account, Slum Clearance—Suburbs

The Opening Deficit Balance under Capital Account Slum Clearance, Suburbs on 1st April 1973 was Rs. 58,144. An amount of Rs. 40 lakhs was received as loan and the Sale Proceeds of Lands and Buildings amounted to Rs. 2.02 lakhs. The total funds available for expenditure thus amounted to Rs. 41.44 lakhs against which expenditure incurred during the year amounted to Rs. 17,15,004 and deficit in the General Account amounting to Rs. 14,16,482, is transferred to the Capital Account. The unspent balance at the close of the year stood at Rs. 10,12,918.

Education Fund

9. The estimated income for the year was Rs. 11,50,02,670 and the Revised Estimates was Rs. 11,84,39,564. The actual income for the year amounted to Rs. 11,94,98,261 resulting in an increase of Rs. 44.96 lakhs in the Budget Estimates and of Rs. 10.59 lakhs in the Revised Estimates. The rate of Education Cess was continued at 2½ per cent. of rateable value on buildings and lands the rateable value of each of which was not less than Rs. 300 per annum and 2 per cent. of the rateable value on buildings and lands, the rateable value of each of which was less than Rs. 300 per annum but not less than Rs. 75 per annum.

The total expenditure for the year amounted to Rs. 1,743.75 lakhs against the Budget Estimates of Rs. 1,155.74 lakhs.

The Opening Balance on account of Loan Funds excluding Trust Funds on 1st April 1973 was Rs. 36,96,594. A new loan of Rs. 75 lakhs was proposed for 1973-74 but actually a loan of Rs. 110 lakhs was raised during the year. The total loan funds thus, available amounted to Rs. 1,46,96,594 against which expenditure booked on loan funds amounted to Rs. 1,52,49,705. The closing debit balance at the end of the year was Rs. 5,53,111 which was met from the advance taken from Surplus monies.

The percentage of actual expenditure on Loan Works to the Loan Funds available works out to 103.

Taxation, Demand, Collection and Outstanding.

10. During the year under report, the rates of taxation in the City, Suburbs and Extended Suburbs were as follows :—

General Tax (including Fire Tax) at 24½ per cent., Water Tax at 7 per cent. and Halalkhore Tax at 3½ per cent. Rates charged for the supply of water by meter measurement ranged between Rs. 2.50 and Rs. 14 per 10,000 litres according to the users in areas of City, Suburbs and Extended Suburbs.

On the Assessment Register at the close of the year, there were 87,758, 86,709 and 46,742 properties in the City, Suburbs and Extended Suburbs respectively. 5,192 properties in the City, 2,893 in the Suburbs and 1,851 in the Extended Suburbs were newly assessed to General Tax, while 3,667 properties in the City, 2,231 in the Suburbs and 1,185 in the Extended Suburbs were exempted from the General Tax during the year under report.

The total number of properties in the City, Suburbs and Extended Suburbs accounted for as newly assessed, demolished and enlarged during the year was 1,392, 1,759 and 1,679, respectively.

The rateable value of all properties on 31st March 1974 was Rs. 59,99,87,034, in the City; Rs. 28,16,42,480 in the Suburbs and Rs. 12,72,22,344, in the Extended Suburbs as against Rs. 56,72,80,355, Rs. 26,10,42,002 and Rs. 11,19,33,153 in the preceding year.

The total number of bills in respect of Property Taxes and Wheel Tax issued during the year was 1,63,762 and 3,65,621, respectively, for the City, 1,70,745 and 100,318 for the Suburb and 92,029 and 20,944 for the Extended Suburbs. The total number of bills for water charges by meter measurement issued during the year by the Hydraulic Engineer was 40,510 for the City, 82,441 for the Suburb and 40,433 for the Extended Suburbs. As regards property taxes, out of the net demand of Rs. 29,80,64,968 an amount of Rs. 22,50,93,167 was collected leaving an amount of Rs. 7,38,71,801 as outstanding, percentage of outstanding to net demand comes to 24.72 for the City; the figures for Suburb for net demand and collection stood at Rs. 19,88,68,388 and Rs. 11,04,69,662 leaving a balance of Rs. 8,83,98,726 as outstanding and percentage of outstanding to net demand comes to 44.46. The net demand and collection in the Extended Suburbs stood at Rs. 7,92,05,441 and Rs. 4,13,40,031 leaving the balance at Rs. 3,78,65,360 and the percentage of outstanding to net demand comes to 47.81.

In the case of Wheel Tax in the City, the net demand was for Rs. 3,27,91,791 and the amount collected was Rs. 96,07,962 thus leaving an amount of Rs. 2,31,85,829 as outstanding the percentage of outstanding to net demand comes to 70.70. As regards Suburbs and Extended Suburbs, the net demand was Rs. 1,11,86,129 and Rs. 22,27,171 the collection at Rs. 20,93,060 and Rs. 5,12,281 thus leaving an amount of Rs. 90,93,069 and Rs. 17,14,890 as outstanding, respectively and the percentage of outstanding to net demand comes to 81.32 and 77.00, respectively.

The Standing Committee is distressed to see the high percentages of arrears of property taxes and Octroi and they are of the emphatic opinion that a more vigorous drive for the recovery ought to be undertaken.

THEATRE TAX

11. There were in all 51 Class I and 17 Class II Cinema Theatres in the City 21 Class I and 10 Class II Cinema Theatres in the Suburbs and 12 Class I and 4 Class II Cinema Theatres in the Extended Suburb.

The total income derived by way of Theatre Tax during the year under report was Rs. 8,96,428.29 in the City, Rs. 3,70,950.25 in the Suburbs and Rs. 2,01,682.40 in the Extended Suburbs.

OCTROI

12. The gross collection from Octroi during the year under report amounted to Rs. 24.64 lakhs as against Rs. 21.94 lakhs in the preceding year. This shows that an amount of Rs. 2,69,43,079 was collected in excess over the collection for last year. The total number of claims for refund was 82,629 as against 90,752 in the previous year.

Government of Maharashtra did not take any final decision in the matter of abolition of Octroi and in substitution by another source of revenue till 31st March 1974. Trend in Govt. Circles, however, appears to favour simplification of procedure of octroi recovery and redress the grievances of transport operators about detention of lorries at octroi check posts rather than abolishing it.

ELECTIONS

13. During the year 1973-74, a casual vacancy of a Councillor occurred in Ward No. 63 (Modern Mills, Dadar Market) due to sad accidental death of a sitting Councillor, Shri Gopinath Sitaram Chavan on 10th October 1974.

14. WATER SUPPLY PROJECTS DEPARTMENT

The final negotiations with the World Bank were carried out in Washington by a Municipal delegation led by Shri M. W. Desai, Municipal Commissioner. An agreement was finalised for the Phase I of the Project on 6th April 1973, and was signed by the Indian Ambassador to U. S. A. on 22nd January 1974 on behalf of the three agencies.

VAITARNA-CUM-TANSA SCHEME

The various works under this Scheme have been completed since long and only correspondence for transfer of Government lands and forest lands was in progress during the year under report.

MASTER PLAN FOR THE DISTRIBUTION OF WATER SUPPLY

The works on Powai High Level Reservoir, Bhandup Hill Reservoir and Veravali Hill Reservoir have been completed.

Under this plan, 11 service reservoirs were proposed to be constructed in Greater Bombay out of which 10 reservoirs have been completed. The Standing Committee desire that the remaining one Reservoir should be completed and commissioned expeditiously.

UPPER VAITARNA SCHEME

All the works connected with the Scheme have been completed. Treatment Works envisaged under this scheme will be taken up under the Integrated Water Supply and Sewerage Scheme. Out of 6 reservoirs proposed to be constructed under this scheme, two reservoirs at Bhandup and Borivli have been completed and commissioned. The Standing Committee desire that the remaining 4 reservoirs should be completed and commissioned expeditiously.

BHATSAI SCHEME

The Bhatsai 'S' Scheme has been undertaken with a view to have additional source of water supply and it is proposed to be developed into two stages. In the first stage 100 mgd. for water supply and 50 mgd. for irrigation will be made available whereas in the second stage 300 mgd. will be available. Water from this Scheme will be made available in June 1977. For completing this work in scheduled time various works are required to be carried out and the Committee desire that these works should be completed expeditiously so as to stick to the time schedule.

ULHAS RIVER SCHEME

This Scheme was commissioned in May 1967 and the correspondence for grant of Government land, forest-land measuring 59,589 sq. mts. for various purposes was in progress with the Additional Collector, Thana.

Planning Section Public Works

15. Last year, the Buildings, Roads and Drainage Construction Sections which worked on functional basis for the whole of Greater Bombay were decentralized into 3 Zones.

The Architectural Planning Branch for the City, Suburbs and Extended Suburbs prepared in all 35 clc th Tracings, 2 Block Estimates and 20 Detailed Estimates in connection with different building works (including housing in Greater Bombay) costing Rs. 1,53,91,289, in the City, Suburbs and Extended Suburbs.

Municipal Properties

16. The total number of buildings and other properties both Municipal and ex-Trust maintained by the Maintenance Branch during the year, was 4,656 as against 4,389 in the previous year. The amount spent on buildings in the City, Suburbs and Extended Suburbs for

such works was Rs. 3,41,85,000 . The work of upkeep and maintenance of buildings including school buildings was carried out either by departmental agency or by the Petty Works Contractors.

Construction

During the year under report works amounting to Rs. 267.70 lakhs were completed. Works amounting to Rs. 893.60 lakhs were in progress.

Private Buildings

17. During the year 816 applications were received for the construction of new buildings or additions and alterations to the existing ones in the City area. The total number of new buildings constructed by private enterprise during the year was 84 out of which 22 buildings were constructed by Co-operative Societies, 6 by employers for their employees. If proper encouragement and guidance is given the Standing Committee is confident that the Co-operative Housing will be of great help in solving the baffling housing problem. The Standing Committee is also of the view that if incentive is given in the form of concession in taxes it would serve as an impetus for building activities.

Actions under relevant Sections of Municipal Act continued as before. 5780 Notices were issued during the year under different Sections of Municipal Act, 2313 Notices were complied with and 3467 were still pending compliance at the close of the year.

In deserving cases where the owners resorted to delaying tactics or to refuse to comply with Municipal requisitions authorisations under Section 499 of the Act were given to tenants to carry out repair works and to recover reasonable expenses incurred by them from the rents.

In 47 cases such authorities were given during the year as against 117 in the previous year and 851 tenants took advantage of it as against 1618 during the last year.

150 unsafe buildings were removed at a cost of Rs. 3,37,205 in the city area and 6 unsafe buildings were removed at a cost of Rs. 3,082 in the Suburbs and Extended Suburbs during the year.

During the year 139 buildings or portions thereof collapsed in the City. The total number of persons injured was 92 and those killed were 9. The estimated damage to property was Rs. 5,73,650.

Slum Clearance, Housing and Land Acquisition

18. The various works under the Slum Clearance Schemes during the year were in progress.

Clearance of Municipal Slums.—By the end of the year 24 slums were cleared and developed. Clearance and redevelopment of 3 slums in stages were in progress.

Tenements under the Government of India's Subsidised Slum Clearance Schemes.—Under the scheme, 6,098 tenements were sanctioned. Out of these the total number of tenements completed upto 31st March 1974 was 5,190. Construction of 290 tenements was in progress during the year under review.

Financial Assistance from Government under subsidised Slum Clearance Schemes:—The Corporation have received Rs. 1,59,087 by way of loan and Rs. 1,62,487 by way of subsidy from the Government during the year under report. The Corporation has thus so far received Rs. 1,27,93,893 by way of loan and Rs. 1,52,65,905 by way of subsidy upto 31st March 1973.

Drainage and Sewerage

19. *Dadar Purification Works.*—The working of the Sewage Purification Works was satisfactory throughout the year. The plant pumped 10,790.53 M. litres of sewage during the year under report. Activated sludge plant turned out the effluent of the best quality by aerating the primary treated Sewage in 24 aeration tanks and 3 R.A.S. Pumps.

Love Grove Pumping Station and Purification Works

Pumping Station No. 1 pumped out 44,748.83 m. litres of sewage water directly to sea through the newly constructed 6'-0" dia. delivery line. Pumping Station No. 2 discharged 1,27,693.84 m. litres of sewage water during the year.

Dharavi Purification Works

The sludge gas was supplied fairly continuously in fair season to all the consumers during the year under report. The performance of the plant was satisfactory.

Pumping and Compressor Stations and Ejectors

All the sewage pumping and compressor stations worked satisfactorily during the year. Sewage from the sewerage system of the City was pumped through all pumping stations.

The works of cleansing pipe sewers, storm water drains and open drains were attended to.

Transport

20. During the year 373 motor vehicles were in commission in the City and 237 vehicles in the Suburbs and Extended Suburbs.

Since the transport fleet for the removal of refuse was not sufficient to cope up with the daily output of refuse, extra vehicles from private agency had to be requisitioned for the removal of refuse. All the public roads, footpaths and house-gullies were cleaned daily and quantity of refuse and other waste matter removed during the year was approximately 5,79,723 tonnes, average per day being 1590 tonnes.

Repairs & Maintenance of Roads & Footpaths

21. The total length of roads in the City, Suburbs and Extended Suburbs at the end of the year was 484.09 K. M. and 587.47 K. M., respectively.

The work of maintenance of roads and footpaths was generally satisfactory throughout the year.

The number of street lights maintained in the City was 21,347 and 13,716 in the Suburbs and 8,214 in the Extended Suburbs.

The lighting on 373 roads were improved by converting MV lamps, Street lighting on 146 roads were improved by converting the lower wattage MV lamps to higher wattage MV lamps.

Streetlights on 15 roads were improved and street lights were provided in 6 hutment colonies. Street lights were also provided on 3 private streets under Section 63(k) of the B.M.C. Act during the year under report. The Standing Committee is of the view that better maintenance of internal lanes and bye-lanes needs greater attention of the Administration. The additional expenditure of Rs. 3,12,914.61 given as rebate to B. P. T. authorities was incurred as usual on account of Street lighting arrangements of 563 lamps maintained by B. P. T. authorities in their Docks, etc., by adjustment with the amount due from them in respect of General Tax, Property tax, etc., by Ward office, A ward.

The statues of (i) Sir Pirozeshah Mehta at Bori Bunder (ii) Shri Vithalbhai Patel at Chowpatty (iii) Lokmanya Tilak at Chowpatty, (iv) Dr. Babasaheb Ambedkar at Band Stand on Mayo Road, (v) Hutatma Smarak at Hutatma Chowk; (vi) Swami Vivekanand at Gateway of India and (vii) Senapati Bapat at Shivaji Park as also the Hutatma Smarak at Flora Fountain were flood lit with electric lights throughout the year.

Removal of Town Refuse

22. The final disposal of refuse was carried out by reclaiming low-lying land at Deonar and also at Dharavi. Total refuse dumped at Dharavi from City wards was 5,13,237 tons and at Deonar 2,11,582 tons.

Total vehicle-shifts employed for removal during the year were 1,18,167 of which 25,754 were municipal vehicle-shifts and 92,413 were contractors' vehicle-shifts giving approximate percentage of 22 per cent. and 78 per cent. respectively.

Town Planning Schemes

23. Within the limits of the City there are 4 Town Planning Schemes viz. Town Planning Schemes for the Bombay City No. 1 (Mandvi and Elphinstone Estate); Town Planning Scheme, Bombay City No. II (Mahim area); Town Planning Scheme, Bombay City No. III (Mahim area); and Town Planning Scheme, Bombay City No. IV (Mahim area). All these are finalised Town Planning Schemes and the works included therein have been to a certain extent completed except in respect of Town Planning Scheme Bombay City No. 1, the area whereof is completely encumbered and hence the Corporation has declared their intention to vary the same.

There are 25 Town Planning Schemes in the Suburbs out of which 24 have been finalised and are in force. There are only 4 Schemes at present in the Extended Suburbs out of which

one Scheme viz. Town Planning Scheme, Malad No. 1 (I Variation) has been sanctioned by the Government and has come into force. The Award in respect of Town Planning Scheme, Borivli No.1 (Ist Variation) was declared by the Arbitrator on 9-7-1973. Town Planning Scheme, Borivli No. III (Draft) was sanctioned by the Corporation for publication and was published on 13-12-1973 inviting objections and suggestions.

Conservancy

24. All roads, footpaths and house gullies were cleaned daily in the morning as well as in the afternoon. The total refuse collected and removed by engaging stationary as well as mobile traction was 5,79,723 tons average per day being 1590 tonnes.

8880 actions were taken in Suburbs and Extended Suburbs under the Municipal Act and the Bombay City Police Act during the year for committing nuisance by throwing refuse in the streets or public places or fouling roads by urinating, etc.

Night Soil collection and disposal service was rendered in F and D Wards to 237 basket privy seats as against 666 for the previous year. 429 basket privy seats were either demolished or converted during the year.

The work of licencing pet dogs as well as capturing and destroying stray dogs was carried out. During the year under reference 7595 pet dogs were licensed, 52,291 stray dogs were captured and 49,327, dogs were Voluntarily destroyed.

In addition to the above, the Conservancy Branch also rendered special conservancy and halalkhore services to various circuses, exhibitions, fairs, big concerns, industrial establishments, etc., in City and Suburbs, on payment of schedule charges. An amount of Rs. 3.89 lacs was received for rendering conservancy services and an amount of Rs. 1.60 lacs was also collected for cleaning of Government Foreshores.

Asphalt Plant and Crushers

The Municipal Hot Mix Asphalt Plant at Worli was in operation throughout the year except during the monsoon from July 1973 to September 1973. The turn out by the main plant and pegson plants were 1,04,03,700 kgs. and 34,64,520 kgs. approximately.

The Crushers at Worli worked satisfactorily during the year. The total output was 4537 brass as against 3534 brass in the previous year.

ESTATES AND LAND MANAGEMENT DEPARTMENT

25. The undeveloped land at present with the Corporation is approximately 494 acres which covers the land at Dharavi, Scheme 56. There were no changes in the layout of ex-Trust Estates. 3 plots in Municipal Schemes have been disposed of in the year 1973-74.

The total number of plots disposed of upto the end of 1973-74 was 4,359 with an area of 53,138,02.43 sq. metres and valued at Rs. 14,38,35,589.50.

The amount received by way of commutation of ground rent and premium, etc., during the year was Rs. 2,34,594 as against Rs. 1,60,762 in the preceding year.

The collection on account of rents from the permanent chawls during the year amounted to Rs. 32,24,517. The revenue actually collected on account of rents in respect of S. P. Sheds came to Rs. 26,88,597. The figures in respect of slum clearance tenements and acquired premises stood at Rs. 24,02,737 and Rs. 14,77,029, respectively.

The recoveries of the rent in the Squatters' Colonies at Mankhurd and Jogeshwari were Rs. 3,09,460 and Rs. 2,63,185 against the demand including the arrears of Rs. 12,90,718 and Rs. 5,61,312, respectively, and at Palton Road Dormitary amounted to Rs. 3,996 during the year.

During the year under review the demand and recovery of taxes aggregated to Rs. 43,337 and Rs. 59,767, respectively. The arrears due for collection at the close of the year stood at Rs. 3,59,775.

The Standing Committee would like to suggest that earnest efforts should be made for speedy recovery of arrears and the Administration should submit a quarterly report about the progress of recovery for the information of the Standing Committee.

WATER SUPPLY

26. The Tansa, Vaitarna, Vehar, Tulsi and Ulhas were principal sources of the City's water supply.

The average daily supply to Greater Bombay during the year under report was about 1,276.50 mega litres as against 1,065.89 mega litres in the previous year. During the year, the quantity of water supplied to Greater Bombay was 4,65,892 mega litres as against 389,052.00

mega litres in the preceding year. Supply to the Thana Municipality, etc., was 7,986.39 mega litres as against 7,775.00 mega litres in the previous year. The total quantity of water supplied to bodies outside the limits of Greater Bombay was 15,979.23 mega litres as against 17,309.00 mega litres in the preceding year. Of the total supply to Greater Bombay, a quantity of 3,06,673.14 mega litres was for domestic purposes as against 2,42,257.40 mega litres in the previous year. The average daily supply for all purposes per head in Greater Bombay was 194.84 litres, while that for domestic purposes only worked out to 128.23 litres. Percentage of total supply for domestic and other purposes worked out at 65.82 and 34.18, respectively.

The water from Powai Lake was used for non-potable purposes, viz., Irrigation and Aarey Colony Stables owing to its rather inferior quality.

About 1,42,402 ML (31,325.00 mg.) of water was transferred from storage at Upper Vaitarna lake which helped to maintain additional 545 M.l.d. (120 mgd.) supply to City throughout the year.

The total number of stand-pipes in City, Suburbs and the Extended Suburbs was 4,984.

The number of complaints about short supply, etc., was 16,27,99,949 and 1,008 in the City, Suburbs and the Extended Suburbs, respectively.

70,057 properties were metered in Greater Bombay during the year. The total revenue derived from water supply by meter measurement was Rs. 4,83,78,982 for the City as against Rs. 5,22,86,908 during the previous year. The total revenue collected from the Suburbs from supply of water by meter measurement was about Rs. 3,76,94,635. The figure for the Extended Suburbs for this item was Rs. 1,20,44,688.

The Standing Committee feel that effective steps are required to be taken to ensure equitable distribution of water till execution of augmentation schemes is completed.

FIRE BRIGADE DEPARTMENT

27. During the year, the total number of Fire Stations was 15 as against 14 in the previous year. There were 11 Fire Stations in the City proper and 4 in the Suburbs.

The Fire Brigade received during the year 3,708 calls (for City, Suburbs and Extended Suburbs) as against 4055 calls during the preceding year. Out of these 1,922 calls were for actual fires as against 2261 calls during the preceding year. 596 calls were false alarms of which as many as 347 were due to malicious interference with street alarms as against 367 in the preceding year 1190 calls as against 1188 in the preceding year were for special services, such as house collapses, rescue works, etc.

The City was served by 212 fire alarm posts (including 23 private ones).

There were 26 serious fires during the year. The estimated total loss to property damaged by the fire was about Rs. 1,36,25,715 as against Rs. 2,29,06,469 during the previous year and the total value of the property involved was worth Rs. 181 crores, as against Rs. 304.14 crores in the preceding year.

During the year 61 persons lost their lives due to burns of which 33 were males and 28 were females.

122 persons received minor injuries and 11 persons lost their lives in 327 incidents of house collapses during the year.

The approximate quantity of water used in extinguishing fires was 10,86,12,705 litres out of which 10,72,12,907 litres were drawn from Municipal mains and the rest from the sea, wells, ponds, etc.

The total number of calls for Ambulance Service within the limits of Greater Bombay received during the year was 6,170 of which 1,205 were for accidents, 376 for maternity cases and 4,586 for hire cases.

First-Aid was rendered by the Ambulance staff on 56 occasions as against 131 occasions in the previous year.

The annual maintenance cost of the Fire Brigade Department including the ambulance service but excluding the Supervision Charges and Provident Fund, Pension and Proportion of General Supervision and Revenue and Debt Charges, etc., was Rs. 32,19,480.

PUBLIC GARDENS

28. During the year under report, the Department maintained 316 sites for public recreation, including 198 gardens 64 playgrounds/open spaces of various sizes, 23 gardens attached to Municipal Buildings, 15 fountains, 8 band stands, 31 traffic, island gardens 8 statues and 4 box hedges in the City, Suburbs and the Extended Suburbs.

Botanical specimens were supplied to the colleges and institutions free of charge and facilities were given to the batches of students from various colleges, schools and institutions for study in the garden.

The Standing Committee feels that gardens and open spaces, being the lungs of the city, be maintained properly and development of sites reserved in the Development Plan for such purposes should be undertaken, as early as possible. At the same time, the Executive should see that efforts are made to ensure improvement in the maintenance of existing gardens and recreation places.

VICTORIA AND ALBERT MUSEUM

29. The total number of visitors during the year was 8,17,179 as against 8,50,040 in the preceding year.

The amount realised by the levy of admission fee was Rs. 21,615.65 as against Rs. 22,708 in the preceding year. The total expenditure on the maintenance of the Museum during the year was Rs. 88,912.00 as against Rs. 74,311.00 during the preceding year.

MUNICIPAL FREE READING ROOMS AND LIBRARIES

30. As per Corporation Resolution No. 2256, dated the 18th March 1971, 21 Municipal Free Reading Rooms and Libraries out of 27 in Greater Bombay were managed by the Mumbai Marathi Grantha Sangrahalaya. The total number of new books purchased in Libraries in the City and Suburbs was 349 and 153, respectively, during the year under review and the number of visitors to the Reading Rooms and Libraries in the respective areas was 79,195, and 14,801 as against 79,626 in the City and 14,836 in the Suburbs, during the preceding year which indicate a fall in number in the City as well as in the Suburbs. The income from the Libraries and Reading Rooms in the City, Suburbs and Extended Suburbs stood at Rs. 12,235, Rs. 1,955, and Rs. 1,440, respectively.

CENTRAL STORES.

31. The work done by this Department includes invitation of tenders, award of contracts, placing of purchase orders, etc.

Tenders were invited for the purchase of stores, during the year under report, in 322 cases as against 437 in the previous year and the number of contracts entered into for the various scheduled articles was 406 as against 390 in the preceding year.

1872 orders for the purchase of stores against 2,078 in the preceding year were placed with contractors and other dealers. Against these purchases and stock on hand, about 28,848 indents from the consuming Departments were complied with and 3,833 Sales Memos were preferred for materials supplied to Municipal Contractors against Department's authorizations.

Scrap and obsolete articles amounting to Rs. 9,692.00 were also disposed of by sale during the year under report. At the close of the year, the department had on hand, like the previous year, stores of the value of Rs. 1,08 lacs.

For the maintenance of the Central Stores, total expenditure of about Rs. 7,50,599.00 was incurred and an amount of Rs. 2,48,805.00 was realised by the sale of tender forms, remittance, legal charges, forfeiture of the tender deposits, etc., during the year under report.

LICENCE DEPARTMENT

32. During the year, the amount collected by way of licence fees, permit fees and transfer fees was Rs. 47,04,168 lakhs.

From the permits issued for exhibiting sky signs, advertisements, etc., the total revenue realised was Rs. 18.43 lakhs in the City, Rs. 2.97 lakhs in the Suburbs and Rs. 0.61 lakh in the Extended Suburbs, the corresponding figures for the last year being Rs. 14.14 lakhs in the City, Rs. 3.12 lakhs in the Suburbs and Rs. 0.52 lakh in the Extended Suburbs.

The Department instituted 5127 cases in the City, 1325 cases in the Suburbs and 602 cases in the Extended Suburbs for offences under Sections 328, and 394 of the Bombay Municipal Corporation Act. The total amount of fines inflicted was Rs. 1,72,621 in the City, Rs. 1,08,015 in the Suburbs and Rs. 40,220 in the Extended Suburbs.

The number of squatters and hawkers licences issued were 67,772 in the City 11,786 in the Suburbs and 451 in the Extended Suburbs. The amount realised therefrom was Rs. 17,12,073 for the City, Rs. 4,42,896 for the Suburbs and Rs. 1,64,735 for the Extended Suburbs, respectively.

Since December 1970, no new licences are being issued. A Committee appointed by the State Government for examining the issue of new licences was dissolved and the whole issue is now under consideration of the Committee appointed by the Corporation.

During the year under report, 635 auction sales of the articles seized by the encroachment removal staff but not redeemed by the parties were held out of which 22 were in respect of non-perishable goods and 613 in respect of perishable goods and an amount of Rs. 14,167 was realised as against Rs. 32,450 last year.

With a view to co-ordinate the encroachment removal work, the Asstt. Superintendent of Licences has been put in overall charge of encroachment Section since December 1972.

The Standing Committee feels that drastic steps should be taken to minimise nuisance from unauthorised hawkers and squatters whenever such a nuisance is noticed.

SHOPS AND ESTABLISHMENTS

33. The total number of establishments under the various categories including Theatres, etc., on 31st March 1974 was 1,10,688 in the City, 34,157 in the Suburbs and 18,094 in the Extended Suburbs as against 1,02,188 in the City, 29,247 in the Suburbs and 15,563 in the Extended Suburbs during the previous year.

During the year under report, 942, 215 and 113 complaints, respectively, pertaining to City, Suburbs and Extended Suburbs, were received in addition to complaints pending from the preceding year out of which 937, 213 and 118 were investigated leaving 40, 15, and 14 complaints pending at the close of the year.

At the beginning of the year 4,001, 1,279 and 142 prosecutions were pending while 4177, 1214 and 840 new prosecutions were instituted during the year. Of these prosecutions, 3387, 1046 and 692 resulted in convictions 46, nil and one in acquittals and 312, 136 and 56 were withdrawn. The number of cases pending at the end of the year was 4383, 1311 and 233. The total amount of fines realised was Rs. 1,27,085 Rs. 33,880 and Rs. 21,290 as against Rs. 2,12,107, Rs. 63,250 and Rs. 19,655 in the previous year.

The total expenditure incurred in the administration of the Shops and Establishments Act and the Payment of Wages Act, 1936, during the year under report was Rs. 7,22,40 9.8 Rs. 2,01,115.57 and Rs. 1,07,593.43 for the City, Suburbs and Extended Suburbs (exclusive of Provident Fund, Leave Contributions and Supervision Charges) against which a grant-in-aid of Rs. 2,01,167 was received from Government for the year 1973-74 for meeting part of the expenditure incurred during the year 1972-73. The total income by way of Registration fees, etc., for the year amounted to Rs. 4,29,143.92, Rs. 1,21,432.48 Rs. 66,162.37 for the City, Suburbs and Extended Suburbs, respectively.

179 complaints pertaining to the Payment of Wages Act in the City, 41 for the Suburbs and 17 for the Extended Suburbs were received. 6 complaints in respect of City, 2 complaints in respect of Suburbs and 1 complaint in respect of the Extended Suburbs were pending disposal at the close of the year under report.

MARKETS AND SLAUGHTER HOUSES

34. The total income of the Department for the City, Suburbs and Extended Suburbs during the year was Rs. 94.51 lakhs as against Rs. 89.15 lakhs in the previous year showing a decrease of Rs. 5.36 lakhs.

During the year there were 65 Municipal and 18 private markets. The number of outside meat shops was 218 in the City, 298 in Suburbs and 115 in Extended Suburbs. The licence fees realised from private markets and outside meat shops were respectively Rs. 91,191 and Rs. 21,450 in the City. The work of collecting scale fees at the Mahatma Jyotiba Phule Market continued to be carried out departmentally and the revenue collected therefrom amounted to Rs. 15,79,664 as against Rs. 16,56,914 during the previous year.

Surprise raids to detect the smuggling of animals and also the import and sale of contraband meat and unauthorised slaughter as also insanitation and congestion in markets were carried out during the year. During the year 47,021 kgs. of contraband meat was seized and destroyed. The fine imposed amounted to Rs. 70,583.

The total number of animals slaughtered during the year in the City was 60,836 as against 15,90,572 during the previous year. Since the Slaughter House had been closed down for all the slaughter activities from 23rd April 1973, the number of animals slaughtered is less.

The revenue derived from the source amounted to Rs. 1,25,720 as against Rs. 23,43,411 during the previous year.

The Standing Committee feels that more attention should be paid to the working of Municipal Markets to ensure adequate money return from this Civic activity which has proved to be quite profitable in the private sector.

MUNICIPAL PRINTING PRESS

35. During the year under report 382½ metric tons of paper was purchased. The total number of printing jobs carried out was 9,765 and the number of pages printed was 52,414 as against 52,261 in the preceding year. The total quantity of paper consumed during the year under report was 451½ metric tons as against 485½ metric tons in the previous year.

The transactions of the Press for the year closed with a working surplus of Rs. 6,00,482 on the total turnover of Rs. 49,02,739 as against the surplus of Rs. 74,009.00 (1971-72) and surplus of Rs. 3,10,245.00 (1972-73) on the turnover of Rs. 35.64 lakhs and Rs. 41.64 lakhs, respectively, for the previous two years. The labour staff as on 28th February 1974 consisted of 341 workers as against 308 on the 29th February 1972 and 345 on the 28th February 1973.

The Press is working in two shifts and the Press labour relations were cordial as their grievances were redressed on the spot wherever practicable.

The Standing Committee cannot but put on record that inordinate delay in printing of the Proceedings of the Corporation and its various Committees in spite of the assurances given by the Commissioner to supply the printed proceedings in time to the Members of the Corporation, still continues. The Standing Committee feel that in order that the printing of Agendas, Proceedings, etc., should not suffer, a separate wing of the Press be established preferably at the Municipal Head Office only for the jobs of the Municipal Secretary's Department in addition to the extension of the existing building of the Press for bigger accommodation. The Standing Committee is also of the opinion that strict supervision is necessary for efficient working of the Press and defects in its working should be eliminated.

K. E. M. Hospital

36. The scheduled bed strength of the Hospital during the year was 1,450. Throughout the year, there was constant overcrowding in the Hospital as usual particularly in the Children Wards and the Medical and Surgical Wards for females. The total number of in-patients admitted during the year was 58,138 as against 62,477 during the preceding year. The average number of days each patient was resident was 11 days as against 11.3 days in the last year. The average cost per in-patient per day was Rs. 29.64 as against Rs. 26.64 in the previous year.

The total number of new out-patients treated was 3,73,902 as against 3,94,152 in the previous year. The out-patients attendance (New and Old) including casualty patients during the year came to 8,81,402 bringing the average total attendance to 2,779 per day. 27,936 operations were performed on in-patients and 72,086 operations were performed on out patients.

The Family Planning Centre which is aided by the Government of India, performed 184 vasectomy operations and 1,422 sterilization operations.

The total expenditure incurred during the year for the maintenance of the Hospital including liabilities at the end of the year but exclusive of the cost of extension scheme was Rs. 223.10 lacs approximately as against Rs. 270.35 lacs in the previous year.

Seth G. S. Medical College

37. During the year under report 160 admissions were made. There were 1,704 students on the Roll out of which 635 were female students.

There are three Hostels attached to the Seth G. S. Medical College. Male Students Hostel has 148 rooms accommodation and Ladies Hostel has 36 rooms accommodation and Male Student's Hostel situated at Naigaum has 56 rooms accommodation. All the rooms were fully occupied during the year 1973-74.

The different departments of the College and the Hospital, in addition to their normal teaching and departmental works, conducted various researches under the auspices of the Indian Council of Medical Research, the National Institute of Health, U.S.A., the K.E.M. Hospital and Seth G. S. Medical College Staff Research Society and through the help of some pharmaceutical firms, etc. Over 25 research projects were supported by the Society during 1973-74.

The progress of other activities like Library, Museum, Gymkhana, etc., was satisfactory. During the year under report 447 books were added to the library. The Musical Eve was held on 13th September 1973. The students worked very diligently during the nurse's strike in November 1973.

Seth A. J. B. Municipal E. N. T. Hospital

38. The Hospital has a provision for 100 beds and all the beds were commissioned for the use of in-patients during the year under report. The total number of patients admitted in the Hospital during the year including those brought over from the previous year was 6,067 out of which 5,938 were discharged, 16 were unchanged, 26 left against medical advice and 16 died leaving 71 patients under treatment in the Hospital at the close of the year. The daily average attendance of out-patients was 304.

In all 5,667 operations were performed on in-patients during the year.
An amount of Rs. 64,832 was collected in the Poor Box Charity Fund.

Bai Yamunabai L. Nair Charitable Hospital

39. The Hospital has an accommodation of 713 beds fully occupied throughout the year. During the year, daily number of in-patients on an average was 901.18 in the Hospital as against the scheduled bed strength of 713. The total number of patients admitted during the year was 38,124 as against 34,855 in the previous year. The total number of inpatients treated was 38,214. The average cost per day per in-patient was Rs. 29.14 as against 27.88 during the previous year.

The total number of out-patients treated was 11,40,480 as against 13,07,051 during the previous year and the number of out-patients attendance per day was 3739.28 as against 42,85.41 of the previous year.

Dr. Bhajekar Hospital

The Bombay Municipal Corporation Dr. Bhajekar Hospital at Khetwadi continued to be under the supervision of the Dean, B. Y. L. Nair Charitable Hospital.

During the year 6,750 new cases were examined and 1,309 patients were admitted for in-door treatment. 1,309 operations were performed during the year.

Topiwala National Medical College

40. The College had 651 undergraduate students on the Roll at the close of the year out of whom 163 were lady students. Besides, there were 1134 post-graduate students including 322 lady students. 116 students including 39 lady students were registered for Diploma Courses of the College of Physicians and Surgeons of Bombay.

The total expenditure incurred on the maintenance of the College amounted to Rs. 23.92 lacs as against 27.94 lacs during the previous year. The total income by way of tuition fees, miscellaneous, etc., receipts amounted to Rs. 3.32 lacs as against Rs. 3.27 lacs during the last year.

The total number of books added to the Library during the year was 1058 out of which 211 were received by way of donations. The Library had at the end of the year 20,011 books as against 19,016 in the previous year and 7,690 bound volumes of periodicals as against 7,622 of the previous year.

Nair Hospital Dental College

41. During the year 1973-74, 50 students passed the Final B. D. S. and 5 students passed M. D. S. Examination of the Bombay University from the College. The College has 123 Dental Chairs, 100 Dental Units, 120 Bench Type Engines and 4 Dental

X-Ray Units and other equipments to give dental treatment on most modern lines and also to facilitate teaching of dentistry. During the year, 1,02,811 patients were treated as against 95,861 during the previous year including 14,571 municipal school children. The total expenditure incurred was Rs. 14,85,476 as against Rs. 16,73,350 in the preceding year and the total revenue was Rs. 163,506.50 as against Rs. 1,84,382.65 during the preceding year.

576 sets of the upper and lower Artificial Teeth, 344 Partial sets of Teeth and repairs to 149 sets of Teeth were given free to poor deserving patients from the Poor Box Fund.

**Lokmanya Tilak Municipal General Hospital, Sion, and Annapurnabai
Deshmukh Hospital for Women and the Lokmanya Tilak
Municipal Medical College, Sion.**

42. The Hospital completed 26 years of its existence during the year under report. The bed accommodation of the Hospital was 524 (464 non-paying, 50 paying, and 10 reserved for B. E. S. & T. Employees). 47,467 patients were admitted for indoor treatment during the year as against 43,007 during the preceding year. The daily average number of in-patients was 905 as against 838.3 in the preceding year. The average number of days each patient was resident was 7.1, same as in the preceding year.

The total average cost per day per in-patient was Rs. 32.14 as against Rs. 34.40 in the preceding year.

The total number of new out-patients was 2,56,503 with a daily average of 841 as against 2,51,191 and 824, respectively, in the preceding year.

The Paying Bed Scheme which started from 1st September 1951 worked satisfactorily. The number of patients admitted in the General and Special rooms during the year was 1032 as against 988 during the preceding year.

Audiology and Speech Therapy Department started from January 1970, gave satisfactory treatment to 1,128 patients as against 1,552 during the preceding year.

The Flying Maternity Squad donated by the Indian Red Cross Society to the Corporation from 11th October 1971, is rendering valuable services to the female patients in difficult labour cases. The Squad attended 49 calls during the year under report.

The approximate total expenditure of the Hospital during the year under report was Rs. 121 lakhs as against Rs. 124 lakhs in the preceding year.

The total expenditure of the College amounted to Rs. 16,22,224.00. The revenue of the College by way of tuition fees and miscellaneous receipts, etc., amounted to Rs. 1,34,019.00 as against Rs. 1,34,201 for the previous year.

Group of T. B. Hospitals, Sewri

43. The total number of beds for T. B. patients at the Corporation's disposal was 2,118 viz., Group of T. B. Hospitals, Sewri 830, Isolation Centre attached to the Ramkunjwar Daftary T. B. Clinic, Dadar 88, and Sarvodaya Hospital, Ghatkopar, 1200 reserved for the Corporation. The total number of patients treated was 6,647 as against 7,888 during the previous year. Of these 5,532 were discharged as improved, 86 were non-Tuberculosis cases, 423 left prematurely against advice, 606 died and 771 remained under treatment at the close of the year. Mortality figures revealed high incidence in the age group of 26-30 years. The ratio of death percentage of the total number of patients treated was 9.2 per cent. Major lung operations were performed in 549 cases.

As many as 3,088 patients attended the follow-up examination after discharge from the Hospitals during the year.

The total expenditure on Group of T. B. Hospitals, Sewri, was Rs. 5,88,206 during the year. The average expenditure per patient per day was Rs. 20.70 as against Rs. 20.74 in the previous year.

The expenditure incurred during the year by the Corporation for treatment, etc., at the Sarvodaya Hospital, Ghatkopar, was Rs. 41,52,600 as against Rs. 28,21,810 for the previous year. The expenditure incurred by the Corporation in the 4 T. B. Clinics attached to G. T. B. Hospitals was Rs. 11,92,213. The total expenditure thus incurred by the Corporation on Tuberculosis Services amounted to Rs. 1,12,30,019.

Poor Box Collection including fees for issue of Medical certificates was Rs. 31,116.92. This collection is utilised for the benefit of the poor and needy patients and incidental expenses in consequence.

Legal Department

44. During the year under report, the Department continued to attend to contest matters and other legal proceedings in the Supreme Court, the High Court, the City Civil Court, the Small Causes Court, the Police Courts, Labour and Industrial Courts and Municipal Inquiry Court, as also to other legal matters. During the year, the Department received 26,154 references from the Departments or outside parties as against 28,716 during the preceding year.

The Standing Committee desires that besides showing the work attended to by the department during the pertinent year the department should also show the work that remained pending at the close of the year with reasons therefor.

Education

45. At the close of the year, there were 5,17,280 pupils in 1002 Schools and 89 classes in Greater Bombay, the number in the City being 2,40,781 pupils in 499 Schools and 43 classes, in the Suburbs 1,95,307 pupils in 350 Schools and 33 classes in the Extended Suburbs, 81,192 pupils in 153 Schools and 13 classes. During the year, there was a net increase of 12,031 pupils in Municipal Schools. The total number of teachers in Greater Bombay at the end of the year was 14,688 including special teachers.

With a view to avoiding over-crowding in classes and to facilitate proper attention to pupils it was laid down that ordinarily a class should not have more than 50 pupils. In schools housed in hired residential buildings, over-crowding on account of inadequate space was an impediment in the way of efficient teaching. Out of 1901 schools and classes, about 675 schools and classes were required to be run in two sessions and more than two sessions for want of sufficient accommodation. However a programme of construction of new Municipal owned school buildings was required to be restricted during the course of the year under review on account of paucity of funds.

The number of Municipal owned buildings at the close of the year in Greater Bombay was 237. 14 schools were built and extension to 6 school buildings was carried out and 24 buildings were under construction during the year under report.

664 schools (including classes) were housed in Municipal owned school buildings. 393 schools including classes were housed in rented buildings and 34 schools including classes were housed in rent-free buildings.

The Standing Committee re-iterate the opinion expressed by them earlier that the sites which have been reserved for schools under the Development Plan and which are in possession be developed by giving them priority and efforts be also made to acquire more and more sites and to construct more buildings on vacant plots so reserved.

Rahimtulla Currimbhoy Municipal Urdu Teachers' Junior College of Education, Imamwada

During the year under report, there were 99 trainees for D. Ed. First year Course and 137 trainees for D. Ed. Second year Course. All 137 trainees sent up for the second year D. Ed. Examination held in April 1973 have passed the examination.

Municipal Urdu Teachers' Junior College of Education, Mahim

During the year under report, there were 31 trainees in the D. Ed. First year 47 in D. Ed. Second year (Urdu Medium) and 38 in D. Ed. First year (Sindhi Medium) Course.

The Corporation continued to impart vocational education through 37 vocational Classes in 22 Vocational Schools.

The Educational Guidance Centre continued to function. The Centre undertook the extra-curricular activities, such as, Guidance, Conference, Career Information Centre at each Ward. As desired by the Chairman, Education Committee lectures on various important careers were arranged in Secondary Schools in all Wards.

About 4,370 Teachers took advantage of the three Teaching Aid Centres and prepared various teaching aids on different subjects.

Medical Inspection of School Children

In all 1,57,989 pupils from the Municipal Schools both Primary and Secondary were medically examined out of whom 1,17,820 were found to be suffering from one defect or the other. During the year under review 68,962 new and old cases were treated at the Clinics. Suspected cases of Tuberculosis and Leprosy were directed to Special Clinics for investigation and treatment and were not allowed to attend schools if found infectious. All Municipal Schools have been supplied with emergency outfit (First Aid Medicines).

The total number of Aided Schools in Greater Bombay during the year was 242 out of which 122 were in the City, 74 in the Suburbs and 46 in the Extended Suburbs. The total number of teachers in Aided Schools was 2,63 (1,723 ordinary and 307 special) imparting education to 78,925 pupils.

Expenditure

The total expenditure for the year amounted to Rs. 12,43,75,227.

Secondary Schools

During the year under report, there were 49 secondary schools and the teaching staff was 1,989. The total number of pupils attending the schools was 64,640.

Research Unit

46. The Research Unit carried out special experiments in selected schools on several Primary Educational problems, such as, 'Ungraded Unit' study with the following of the children from the Parallel classes, 'Bombay Schools Science Improvement Study' etc. 'Identification of the gifted children from the Municipal Primary Schools and preparation of the programme for such Children' etc. projects Pre In-service Training Classes for primary teachers to be recruited were conducted during the year and training was given to about 100 teachers of different languages.

The Graded Assignments in Languages and Arithmetic for Std. IV have been prepared and are ready for distribution.

Special Classes for Mentally-Retarded Children

The Corporation has started Lions Juhu Centre for mentally retarded children in collaboration with Gujarat Research Society and Lions Juhu and there were 99 pupils on Roll during the year 1973-74. The education is imparted through Marathi, Gujarati, Hindi and English by trained and experienced Staff. The pupils are taught vocational subjects for which special machinery is provided. During the year under review arrangement is also made for development of gardening and such other recreational activities in the schools through which the pupils can develop their mental growth. In addition to the Lions Juhu Centre school at Khar there were four Special classes for mentally retarded children in different wards. A new mentally retarded class is started at Manilal Sunderji Municipal School Building from July 1973 with 10 pupils and the total number of classes is five.

Extra Curricular Activities

Several functions such as Sharad Utsav, 7 centres at cultural programmes, 7 Divisionwise competitions, 1 exhibition, 3 school hall programmes, 1 central function and final dramatics were arranged during the year under report. School Anniversaries, Independence Day and Republic Day were celebrated in a number of schools for which special invitations were given to the parents so as to bring them into close contact with schools. Vacation Coaching Classes at 21 centres were conducted and the children were promoted to the next higher standards after successful completion of these courses. Educational Seminars were also organised, Vacation Libraries were conducted at 90 centres for the benefit of the Children.

School Feeding Programme

Under School Feeding Programme, all children of Municipal Primary Schools in Std. I to IV were catered with 200 ml. of double- or ed pasteurised milk in sealed bottles on every working day except during the month of April when the examinations are being conducted. During the year under review, about 1,87,000 children were getting 15 grams of Biscuits containing about 14 per cent. protein for about 42 days during the year. Besides nearly 70,000 children were catered with peanuts (groundnuts). In addition to these under Buns Programme about 70,000 children per day were supplied each with a sweet bun of 50 gms.

LABOUR DEPARTMENT

47. During the year 30 Recognised Trade Unions represented Municipal employees, with a view to promote cordial relations between the staff and the Administration. The total number of Joint Councils representing Labour, Subordinate, Executive and Nursing staff which continued to function was 24, their scope being wide enough to permit discussions on various matters relating to grievances and conditions of service of the staff. A four-stage grievance procedure was continued in all Departments for redressal of the grievances of the employees. Three new Unions were recognised during the year under report, viz., (1) The Bombay Municipal Corporation Secondary School Head Masters' Association, (2) The Municipal Nurses' Association and (3) The Bombay Fire Brigade Officer's Association.

The Department dealt with 18,996 complaints (including suburbs) as against 18,091 in the previous year regarding service condition, recruitments, promotions, transfers, etc.

Of these complaints 18,232 were redressed. 651 were found not genuine cases and 113 cases were pending at the close of the year.

The recreational, educational, hygienic, cultural and social activities, indoor as well as outdoor, organised by the Welfare Branch of the Department, for the benefit of Municipal workers and their dependents, were continued. The average daily attendance of adults and children at the Welfare Centres was 2620 and 2800, respectively, as against 2540 and 2700 during the preceding year.

Inter-ward and Inter-departmental competitions were held during the year under report at Birla Kreed Kendra in the month of December 1973. 16 Welfare Centres participated in the competitions.

Under the scheme for granting scholarships to the children of Municipal employees 879 applications were received and 310 scholarships were granted to applicants for higher education and 419 for secondary education. The total amount given by way of scholarships to the municipal employees was Rs. 71,640. Likewise of the 202 applications received for medical assistance 172 applications involving an amount of Rs. 16,755 were entertained. The total strength in Scout and Guide Sections was 3936 as against 4481 during the preceding year.

Publicity Department.

48. The Department participated in various important celebrations, such as, World Health Day, National Cleanliness Day, World Leprosy Day, Social Education Week, Sharad Utsav, Family Planning Fortnight, Fire Services day and also in various Health Drives and exhibitions organised by the Licens Clubs, Bcmby Civic Trust, Citizens Welfare League, Bhagini Samaj, Consumers' Guidance Society and such other Social Welfare Organizations, etc., and published a Civic Guide-Cum-Diary 1974, containing useful information on Civic affairs in English, Marathi and Gujarati.

Necessary co-operation was also extended for the activities, campaigns, etc., carried out by the Citizens Committee for Clean Bcmby Campaign. Necessary assistance was also given to departments holding various official functions and public meetings connected with civic matters.

In connection with the Centenary Celebrations of the Corporation which was held during the year under report and for which a central function was held at the Municipal Head Office on 4th September 1973, extensive publicity programme was arranged by the Department through Press, All India Radio, T. V. and Films Division.

MUNICIPAL SWIMMING POOLS

M. G. M. O. Swimming Pool

49. (a) During the year under report, the total reservation hours of the Pool by private parties were 413 which brought a revenue of Rs. 9,620. Facilities of swimming to 16 Polio crippled children were given free of charge as in the past. Free swimming facilities were also provided to the blind persons by granting reservation of the Pool for two hours in a week. 50 per cent. concession in fees to the school going children was granted during the year under report. As many as 45,353 casual swimmers including labourers and factory workers availed of the facilities of swimming. The Pool participated in the Maharashtra State Aquatic Association's team for participating in the National Aquatic Championship held at Jaipur in October 1973.

5,367 members joined the Pool during the year under report and 3,299 beginners were trained during the year. An amount of Rs. 2,29,500 was collected by way of fees as against Rs. 2,57,680 during the previous year. The expenditure during the year was Rs. 2,03,013.

Sardar Vallabhbai Patel Swimming Pool, Kandivli

(b) 2,503 members joined the pool. 1,442 beginners were trained in swimming. The collection of fees during the year was Rs. 87,024 as against Rs. 86,259 for the previous year and the total expenditure during the year was Rs. 99,330.

Ghatkopar Lion Municipal Swimming Pool, Ghatkopar

(c) 2,051 members joined the Pool. 1,162 beginners were trained in swimming. Four Educational Institutions were allowed to have swimming facility at the Pool at concessional rate. The collection of fees during the year was Rs. 1,04,189 as against Rs. 1,01,078 during the previous year and the expenditure of Rs. 97,208 was incurred.

Administrative Officer (Enquiries) Department

50. The Department functions in two Sections viz., (1) Enquiries and (2) Stock Verification.

806 cases of misconduct and breach of rules, etc., were dealt with during the year as against 812 cases in the previous year. In 132 cases, punishments varying from dismissal, removal from service to censures and warnings were meted out to 183 employees. In 115 cases inquiries were in progress at the end of the year.

The distribution of relief grants from the Mayor's Fund to the families affected by fires, house collapses and other natural calamities was carried out by the Stock Verification Section in addition to their normal work.

This Section also helped the Enquiries Section in keeping a watch at different places and times for detection of malpractices and investigation work such as scrutiny of voluminous records in specific cases.

The Bombay Civic Journal

51. The Journal which publishes articles on matters of civic importance during the year under report, started pictorial Scene 'Bombay old and New and in addition to the information published about Prime Minister's visit and other important events and a separate centenary number. The Standing Committee, however, feels that it can be improved upon and made more informative than at present.

Organisation and Methods Division

52. The Organization and Methods Division works as an Advisory unit of the Municipal Commissioner's Office. The work done by this Department includes *inter-alia* standardization of forms and registers, operation of suggestion scheme, re-arrangement of Municipal Records, examination of office procedures and suggesting improvements therein, etc.

Productivity Cell

53. The Productivity Cell established in the year 1948, comprising of special by trained personnel in the fields of 'Industrial Engineerings' and 'Management Techniques' is charged with the task of suggesting ways and means of stepping up efficiency by cutting down waste. One Executive Engineer was in-charge of the Cell during the year.

PERT-CPM training programmes were carried out for the engineering staff of the slaughter house at Deonar. Training Classes were conducted for Meter Section and for overseers in planning and distribution Sections.

The centralised technical Library which has been established to have better co-ordinated effort to disseminate literature has been further developed by additions of new technical books and new memberships.

The Standing Committee hopes that optimum utilisation of the resources, viz., more money and material in accordance with the techniques of the Productivity Cell will bring about the desired results.

Bombay Municipal Security Force

54. The work done by the Department comprises investigations including conducting departmental inquiries and of detection of the thefts and pilferage cases of Municipal properties in addition to guarding Municipal Buildings and Installations.

In 188 cases punishments varying from dismissal, removal from service to censures and warnings, imposing fines, withholding increments, demotion, etc., were meted out. In 52 cases enquiries were in progress at the end of the year.

The Bombay Municipal Security Force is in-charge of Industrial Home Guards Unit of the Municipal Employees. It has 109 members enrolled on it. Industrial Unit of Home Guards continued to function well during the year under report.

Deonar Abattoir

55. The Slaughter Houses at Bandra were demolished on 23rd and 24th April 1973. Since 7th May 1973 and 12th May 1973, the butchers from cattle and sheep units respectively started getting their animals slaughtered at Deonar Abattoir. The mutton stall holders and shop-keepers in Western Suburbs also started their business at Deonar Abattoir, from 21st July 1973.

301 self-contained tenements were made available to the Slaughter House Workers and 600 more tenements were under construction. The work of construction of 4 more live-stock market sheds, Administrative building and approach roads was nearing completion.

A special temporary market for sale of edible offal known as 'Kena' was started below the bridge near the Deonar Abattoir where all the licensees from Bandra have been accommodated and rehabilitated.

The revenue collected at Deonar Abattoir was Rs. 83,09,076 as against Rs. 10,69,405 in the preceding year.

Project Engineer (Sewerage) Department.

56. Although the Project Engineer (Sewerage) was in charge of the construction as well as planning, the construction Sections continued to work under the respective zonal Dy. City Engineers for administrative convenience till the end of the report period. During the period under report information was collected to enable the drainage maintenance section working under the various Ward Officers to be brought under the Project Engineer (Sewerage). The Department did the work of cloth tracing, paper tracing, ammonia print copies, preparing block estimates and detailed plans and estimates, etc. As many as 47 tenders were invited and 36 contracts awarded. At the end of the year the total approximate cost of detailed estimates in hand amounted to Rs. 4,21,97,127. In case of sewers there were as many as 53 estimates and the amount involved was Rs. 48,55,973. In case of S. W. Drains there were 10 estimates and the amount involved was Rs. 14,79,049. So far as pumping stations were concerned there were 9 estimates involving an amount of Rs. 12,18,000.

PUBLIC HEALTH

57. *Population Census.*—The mid-year estimated population of Greater Bombay viz., 65,51,000 for Greater Bombay for 1973 has been taken as the basis for working out the rates of vital statistics.

Birth and Birth rate.—The total number of live births recorded in Greater Bombay during the year was 1,80,409 which was 12,588 more than in 1972 and 18,434 above the average of the *quinquennium* 1968-72. The birth rate was 27.5 per 1000 of the mid-year estimated population.

Deaths and Death rate.—The total number of deaths registered from all causes during the year was 61,931 in 1973 as against 58,549 in 1972 being 3,382 more than the mean mortality of the preceding year and 6,539 above the mean mortality of the preceding 5 years, and the death rate was 9.5 as against 9.3 for 1972. Out of 61,931 deaths, 37,314 deaths were among males and 24,617 among females. The excess of deaths among males may be ascribed to the preponderance of males in population. The death rate among males was, however, actually higher than that among females on the basis of 1971 census population, the male death rate being 10.7 per cent. and the female death rate 9.9 per cent. against 9.9 and 9.6 per cent, respectively in 1972. Diseases of the respiratory system claimed the highest number of deaths as in the past with a death rate of 1.9 per 1,000 of population. The causes coming next on the list for the year were tuberculosis 1.1 congenital malformation and diseases of early infancy 0.8 diarrhoea and dysentery 0.6.

Infant Mortality.—Deaths among infants under one year of age numbered 13,976 which were 531 more than in preceding year and 872 more than the annual average of the previous *quinquennium* 1968-72. The infant mortality rate for the year was 77.5 per 1,000 live births as against 80.1 in 1972.

Maternity and Child Welfare.—During the year under report, services were rendered through 10 Municipal Maternity Homes and 4 Hospitals, with Maternity wards and 35 Maternity and Child Welfare Centres. The number of deliveries conducted in these Homes was 71,262 during the year. The average stay of mothers at the Maternity Homes was 5 days.

Communicable Diseases.—The total number of cases of infectious diseases reported during the year was 38,918 as against 31,737 in the preceding year. Infectious Hepatitis caused 35,91 attacks (including 89 originating in the other local areas of India) and 388 deaths. There were no cases of small pox and plague and cholera. Enteric Fever caused 1725 attacks (including 10 originating in other local areas of India) and 60 deaths. Diphtheria caused 977 attacks and 83 deaths. Tuberculosis took a toll of 6,951 lives and the death rate of Tuberculosis was 1.0 per 1,000 of mid-year estimated population.

442 cases of Acute Anterior poliomyelitis and 44 deaths were reported during the year. 1,88,689 children were immunised against Polio.

Municipal Group of Tuberculosis Hospital at Sewri has an accommodation for 830 inpatients; besides 1200 beds are reserved at the Sarvodaya Hospital, Ghatkopar. The advance cases of T. B. were isolated at the Daftary Municipal Isolation Wards at Dadar which has an accommodation for 88 inpatients.

During the year 7,14,041 persons were inoculated against Cholera.

Dispensaries

58. The number of new cases treated at the 100 dispensaries and 15 mobile dispensaries were 32,10,659 as against 29,08,104 in the year 1972. In addition to the above dispensary Diagnostic Centre of Municipal Dispensary at Dahisar was started from 23rd September 1973. 12 new dispensaries were opened during the year. 600 more beds for T. B. in addition to 600 beds and 100 maternity and gynaecological beds were reserved in Sarvodaya Hospital. Venereal Diseases Reference Laboratory at the Municipal Maternity home premises, Stable Street, Kamathipura, was opened from 8th May 1973.

Health Propoganda and Education were carried out through Public Relations Department.

Leprosy.—The control of Leprosy in the city was exercised as before through the Acworth Leprosy Hospital, Wadala, with an accommodation of 500 beds. In addition to this the Institution conducts a well equipped out-patients' clinic the entire cost of which is borne by the Corporation. Besides, the Institution is also conducting 9 Clinics (5 in the City and 4 in the Suburbs and Extended Suburbs) maintained by the Greater Bombay Leprosy Control Scheme. The Corporation also bears the cost on account of 48 beds for voluntary patients domiciled in Bombay and 230 beds for the Bombay resident patients. Besides, the payment of cost of Domiciliary Services and Rs. 10,000 for rendering Sulphone treatment the Corporation pays one third of the recurring expenditure of Greater Bombay Leprosy Control Scheme activities as also the entire cost of the Capital Works.

The average daily attendance of patients was 265.3 and the total number of new cases treated at the Acworth Leprosy Hospital Clinic was 4011. The average daily attendance of patients was 47.56 and the total number of new cases treated at the Greater Bombay Leprosy Control Scheme Clinics was 2342.

School Health Work

59. During the year, out of about 6,31,478 Municipal Primary and Secondary School children, 1,17,777 children were found to be defective.

The defects such as scabies, ringworm and other ailments noticed at the time of medical inspection were treated at the Municipal dispensaries. The municipal school children were also treated at the school clinics attached to K.E.M. Hospital, Nair Hospital, L.T.M.G. Hospital, Sion, Dr. R. N. Cooper Hospital, full time dental clinic at Nair Hospital and Juhu Hospital. During the year, 68,962 new and old cases were treated at the clinics. Suspected cases of tuberculosis and Leprosy were referred to the special clinics for investigation and treatment and were not allowed to attend schools, if found infecticus.

70,999 Children of Municipal Schools were B. C. G. vaccinated and 1,74,325 Children were given doses of diphtheria and Tetanus and 2,51,785 Children were vaccinated against small pox.

Kasturba Hospital for Infectious Diseases

60. Except Tuberculosis and Leprosy, patients suffering from other infectious diseases are admitted to this Hospital. The total number of patients admitted during the year was 33,395 as against 29,188 in the preceding year. They included 1,600 cases of enteric fever and 976 of Diphtheria and 3,552 of infectious hepatitis.

There were as many as 4,198 cases of diphtheria out of which 976 were positive for diphtheria and 3,222 were found negative on laboratory investigations. 77 cases proved fatal of which 58 were admitted in moribund condition i.e. died within 48 hours of admission. The fatality rate was 7.9 per cent.

The cases admitted were from all parts of Greater Bombay, predominantly from Byculla, Parel, Lalbaug, Sewree, Matunga, Mahim, Sion, Bandra and Andheri H and K Wards.

As a result of the implementation of the National Small Pox Eradication Programme in Greater Bombay there were no local cases of small-pox admitted to the hospital for treatment during the year.

The total expenditure of the Hospital during the year was Rs. 56,68,546 as against Rs. 53,47,907 in the preceding year.

61. This year also the Municipal Chief Auditor's Report has not been included in the Municipal Commissioner's Administration Report, as required by Section 137 (4) of the Bombay Municipal Corporation Act.

The Standing Committee are of the considered opinion that every effort must be made by the respective Heads of the Departments to comply with the statutory provisions. The Municipal Chief Auditor's Report would have been of much help to the Standing Committee in their scrutiny of the various facts and figures incorporated in the Report of the Municipal Commissioner. The Report, however, will be forwarded to the Corporation separately when received. The Standing Committee is of the view that after submission of the Report by the Municipal Chief Auditor, the Administration should see that the same is printed within three months from its receipt so as to make it available to Councillors earlier.

62. In conclusion, the Standing Committee desire to record their appreciation of the very valuable services rendered by Shri M. W. Desai who held the office of the Municipal Commissioner throughout the year and whose administrative abilities and financial acumen were of real help to the Committee.

Municipal Corporation Office, }
Bombay, 17th September 1975. }

V. S. MAHADIK,
Chairman
Standing Committee.

**ADMINISTRATION REPORT
OF THE MUNICIPAL COMMISSIONER
FOR GREATER BOMBAY
FOR THE YEAR 1973-74**

Herewith a detailed report of the Municipal Administration of Greater Bombay as required under Section 124 of the Bombay Municipal Corporation Act.

M. W. DESAI,
*Municipal Commissioner
for Greater Bombay.*

GENERAL

CORPORATION, STANDING COMMITTEE, IMPROVEMENTS COMMITTEE AND THE EDUCATION COMMITTEE.

CORPORATION

Shri S. G. Joshi, who was elected Mayor at the First Meeting of the Corporation, held on 2nd April 1973, held that Office throughout the year.

2. One hundred and forty-five Meetings of the Corporation (including eleven Special Meetings, thirteen Adjourned Special Meetings), Ninety-four meetings of the Special Committees and nine meetings of the Consultative Committees were held during the year. No Civic Reception was held during the year 1973-74.

3. The changes that took place in the personal of the Corporation during the year under review were as follows :—

(i) Shri Mohammed Abdullah Sarang died on 24th April 1973 and (ii) Shri Gopinath Sitaram Chavan died on 10th October 1973.

The vacancies caused by the death of aforesaid Councillors were not filled in as no bye-elections were fixed.

STANDING COMMITTEE

4. Shri B. N. Shroff was elected Chairman of the Standing Committee at the Committee's Meeting, held on 10th April 1973 and held that Office throughout the year.

5. No change took place in the personnel of the Standing Committee during the year.

6. Shri D. S. Shingre was an *ex-officio* Member of the Standing Committee on his appointment as the Chairman of the Education Committee with effect from 5th April 1973.

7. One hundred and thirty-one Meetings including Adjourned Meetings and fifteen Special Meetings including Adjourned Special Meetings were held during the year.

8. Two meetings of the Sub-Committees were held during the year.

IMPROVEMENTS COMMITTEE

9. Shri D. S. Nalavde was elected Chairman of the Improvements Committee at their Meeting, held on 10th April 1973 and held that Office throughout the year.

10. No change took place in the personnel of the Improvements Committee during the year.

11. Thirty-three regular Meetings including Adjourned Meetings and two Special Meetings including Adjourned Special Meetings were held during the year. Two Meetings of the Sub-Committees were held during the year.

EDUCATION COMMITTEE

12. Shri D. S. Shingre was elected Chairman of the Education Committee at their Meeting, held on 10th April 1973 and held that Office throughout the year.

13. No change took place in the personnel of the Education Committee during the year.

14. Twenty-seven regular Meetings including Adjourned Meetings and Six Special Meetings including Adjourned Special Meetings were held during the year, Three Meetings of the Sub-Committee were held during the year.

15. (a) Shri A. J. Avasare, M.A., LL.B., continued to hold the office of the Municipal Secretary during the year.

(b) No circumstances arose in this department in which it was necessary to invoke the provisions of the Municipal Servants' Act 1890.

(c) There was no separate Award or Adjudication during the year 1973-74, so far as this Department is concerned.

**LIST OF MEMBERS OF THE CORPORATION WHO HELD OFFICE ON 31ST
MARCH 1974.**

SHRI SUDHIR G. JOSHI, *Mayor.*

SHRI B. N. SHROFF, *Chairman, Standing Committee.*

SHRI D. S. NALAVDE, *Chairman, Improvements Committee.*

SHRI D. S. SHINGRE, *Chairman, Education Committee.*

SHRI NANALAL D. MEHTA, *Chairman, B. E. S. & T. Committee.*

ADVANI, SHRI H. P.
ANSARI, SHRI N. M.
AHMEDJI, SHRI M. G.
ACHARYA, SHRI S. N.
AMRE, SHRI S. S.
AVALE, SHRI P. V.
OOMMACHEN, SHRI C. D.
ANKLESWARIA, SHRI R. C.
KADAM, SHRI P. R.
KADAM, SHRI H. S.
KANGUTKAR, SHRI P. R.
KARGISTEKAR, SHRI B. S.
KAVTHE, SHRI M. N.
KARIRA, SHRI T. K.
QURESHI, SHRI A. J.
KENI, SHRI R. M.
KENIA, SHRI N. K.
KOPARDE, SHRI E. R.
KOHLI, SHRI SOHANSINGH J.
KHANDWANI, SHRI M. A.
GAWDE, SHRI B. R.
GANDHI, SHRI V. R.
GAONKAR, SHRI V. G.
GHADGE, SHRI J. P.
CHAVAN, SHRI N. S.
CHAVAN, SHRI R. N.
CHAVAN, SHRI S. S.
CHAVAN, SHRI S. B.
CHUGTAL, SHRI Z. H.
CHORWADWALLA, PROF. A. B.
CHOUGULE, DR. (Smt.) SHALINI K.
JELANI, SHRI K. G.
JOSHI, SHRI M. G.
ZAKARIA, SHRI AHMED B.
ZUTE, SHRI B. D.
TANNA, SHRI J. M.
THAKKAR, SHRI N. P.
THAKARE, SHRI G. S.
THANEKAR, SHRI K. B.
D'CRUZ, SHRI C. R.
D'MELLO, SHRI V. C.
TIRANDAZ, SHRI R. S.
TORASKAR, DR. (SMT.) ASHALATA V.
DADIA, SHRI U. D.
DANAIT, SHRI S. V.
DANNU, SHRI MOHAMMED YASIN
DABHOLKAR, SHRI A. K.
DARWATKAR, SHRI B. S.
DIWAN, SHRI J. A.
DUTIA, SHRI G. B.
DUBE, SHRI RAMESHKUMAR M.
DUBASH, SHRI A. B.
DEORA, SHRI M. S.
DESAI, SMT. ALKA A.
DESAI, SMT. KAMAL V.
DESAI, SHRI B. A.
DHARAP, SHRI V. G.
NABAB, SHRI S.
NAIK, SHRI M. R.
NIKLANKAR, SHRI P. D.
NEVREKAR, SHRI K. R.
PATEL, SMT. INDUMATI T.
PADWAL, SHRI C. S.
PADWAL, SHRI R. V.
PADWAL, SHRI H. P.
PARAB, SHRI V. G.
PARMAR, SHRI N. D.

PARHAR, SMT. PARVATI L.
PAWAR, SHRI NAGESH B.
PARVATKAR, SHRI V. M.
PATIL, SHRI A. W.
PATIL SHRI J. M.
PATIL, SHRI B. R.
PATIL, SMT. MANORAMA D.
PAREKH, SHRI J. G.
PAREKH, SHRI MOHANLAL C.
PALAV, SHRI J. J.
PASHTE, SHRI ANANT P.
PEDNEKAR, DR. M. D.
PAI, DR. P. S.
PANDYA, SMT. LILY A.
PRABHOO, DR. R. Y.
FITRAT, SHRI M. I.
BANE, SHRI MANOHAR V.
BEDI, SHRI M. H.
BOMAN-BEHRAM, SHRI B. K.
BRAHMBHATT, SHRI D. B.
BHAVE, SHRI M. G.
BHUJBAL, SHRI C. C.
BHUGRA, SHRI H. R.
BHOSALE, SHRI D. M.
MAYEKAR, SHRI R. S.
MAHADIK, SHRI V. S.
MALKAR, SHRI S. K.
MUZUMDAR, DR. SAURABH R.
MEMON, SHRI C. B.
MEHTA, SHRI KISAN G.
MEHTA, SHRI C. S.
MEHTA, SMT. JAYAWANTIBEN N.
MEHTA, SHRI J. S.
MEHTA, SHRI RUSI M.
MODI, SHRI S. A.
MHATRE, SHRI P. A.
RAWOOL, SHRI N. G.
RAGINWAR, SHRI R. W.
RAJDA, SHRI RATANSINH G.
RAJPURKAR, SHRI K. K.
RANGNEKAR, SMT. AHILYA P.
LABDE, SHRI R. S.
LAUD, SHRI R. P.
VARTAK, SHRI G. D.
WAGHDHARE, SHRI V. L.
SHARMA, SHRI PREM S.
SHAH, SHRI N. M.
SHAH, DR. H. L.
SHIKARI, SHRI F. K.
SHISODE, SHRI R. H.
SHAIKH, DR. M. A.
SHETE, SHRI B. H.
SHETTY, SHRI K. D.
SHELAR, SHRI B. S.
SHRINGI, DR. VASUDEO G.
SATAM, SHRI A. G.
SATAM, SHRI G. D.
SABADE, SHRI S. D.
SAMANT, SHRI J. R.
SAMANT, SMT. VENITA D.
SAWANT, SHRI M. M.
SINH, SHRI R. T.
SING, SHRI R. R.
SEHGAL, SHRI P. H.
SOLANKI, SHRI T. G.
HARSHA, SHRI PURSHOTTAM V.

**LIST OF THE MEMBERS OF THE STANDING COMMITTEE WHO HELD OFFICE
ON 31ST MARCH 1974.**

SHRI B. N. SHROFF, (*Chairman*).

SHRI M. H. BEDI.
SHRI D. M. BHOSALE.
SHRI A. K. DABHOLKAR.
SHRI M. S. DEORA.
SHRI K. G. JILANI.
SHRI E. R. KOPARDE.
SHRI V. S. MAHADIK.
SMT. LILY A. PANDYA.

SHRI J. G. PAREKH.
SHRI V. M. PARVATKAR.
SHRI A. W. PATIL.
SHRI R. G. RAJDA.
SHRI S. D. SABADE.
SHRI M. M. SAWANT.
SHRI D. S. SHINGRE.
SHRI B. D. ZUTE.

**LIST OF THE MEMBERS OF THE IMPROVEMENTS COMMITTEE WHO HELD OFFICE
ON 31ST MARCH 1974.**

SHRI D. S. NALAVDE, (Chairman).

SHRI N. M. ANSARI.
SHRI J. A. DIWAN.
SHRI V. C. D'MELLO.
SHRI P. R. KADAM.
SHRI T. K. KARIRA.
SHRI SOHANSINGH J. KOHLI.
SHRI P. D. NIKLANKAR.
SHRI H. P. PADWAL.

SHRI V. G. PARAB.
SHRI N. B. PAWAR.
SHRI T. G. SOLANKI.
SHRI N. P. THAKKAR.
SHRI K. B. THANEKAR.
SHRI G. D. VARTAK.
SHRI A. B. ZAKARIA.

**LIST OF THE MEMBERS OF THE EDUCATION COMMITTEE WHO HELD OFFICE
ON 31ST MARCH 1974.**

SHRI D. S. SHINGRE, (Chairman).

SHRI R. C. ANKLESWARIA.
SHRI R. N. CHAVAN.
SHRI B. S. DARWATKAR.
SHRI R. M. DUBE.
† SMT. P. P. EKBOLE.
SHRI V. G. GAONKAR.
SHRI P. V. HARSHI.
SHRI J. S. MEHTA.

SMT. JAYWANTIBEN N. MEHTA.
† SHRI G. V. NERLKAR.
SHRI A. G. SATAM.
SHRI N. M. SHAH.
SHRI M. I. FITRAT.
† SHRI S. S. VARDE.
† SHRI A. B. YAGNIK.

† Non-Councillor Member.

MUNICIPAL OFFICERS

Municipal Commissioner's Office

The designations and names of the officers holding the post of M. C. and also statutory posts together with the period for which the posts were held by each of them are given below :—

Designation	Name of the Officer	Period		Remarks
		From	To	
Municipal Commissioner	Shri M. W. Desai, B.A., I.A.S.	1-4-73	31-3-74	
Deputy Municipal Commissioner (Personnel)	Shri R. G. Gulgule, B. COM.,	1-4-73	31-3-74	On Earned Leave from 8-10-73 to 6-11-73.
Deputy Municipal Commissioner (IV)	Shri V. C. Vaidya, M.A., LL.B.	1-4-73	12-8-73	On refused leave to be enjoyed after superannuation as E. L. for 119 days from 13-8-73 to 9-12-73 (both inclusive).
Deputy Municipal Commissioner (Zone III)	Shri B. H. Prabhavalkar, M. A.	1-4-73	31-3-74	
Deputy Municipal Commissioner (Special Engg.)	Shri V. D. Desai, B.E. (Civil) M.E. (P.H.) Calcutta with 1st Class A.M.I.E. (India).	1-4-73	31-3-74	On Earned Leave from 1-3-74 to 30-3-74.
Deputy Municipal Commissioner (Zone II)	Shri S. R. Rane, B.E. (Mech. & Elec.) Completed the post graduate course Mattaargu possesses competence certificate of P. W. D. (Bombay).	1-4-73	31-3-74	
Deputy Municipal Commissioner (Zone I)	Shri P. C. Pandya, M.A., LL.B., B.T., M.P.A. (U.S.A.)	1-4-73	31-3-74	
Deputy Municipal Commissioner (Improvements)	Shri V. H. Gumaste, B. E. (Civil)	5-9-73	31-3-74	Taken over as D. M. C. (I) from 5-9-1973.

Municipal Chief Auditor

The post of the Municipal Chief Auditor was held by Shri R. G. Godbole, B.COM., F.C.A., F.C.I.S., A.M. B.I.M. throughout the year.

OTHER HEADS OF DEPARTMENTS (CITY)

Serial No.	Designation	Name of the Officer	Period	Remarks
1	City Engineer	Shri J. R. Patwardhan, B.E. (Civil), M.E. (P.H.), A.M.I.E.	Throughout the year.	
2	Chief Accountant	Shri V. C. Parikh, B. COM., C.A., I.I.B.	Do.	
3	Hydraulic Engineer	Shri K. D. Mulekar, B.E. (Civil), M.E. (P.H.), F.I.E.	Throughout the year.	
4	Executive Health Officer	Dr. D. V. Parulekar, M.B.B.S., D.P.H., M.P.H. (U.S.A.)	Do.	
5	Dean, K.E. M. Hosp. & G. S. M. College.	Dr. C. K. Deshpande, M.D. Dr. K. G. Nair, M.D., PH.D. (Chicago) F.A.C.C., F.I.C.A., F.R.S.M.	1-4-73 to 14-2-74 17-3-74 to 31-3-74. 15-2-74 to 16-3-74.	
6	Dean, B. Y. L. Nair Ch. Hospital & T. N. M. College.	Dr. M. S. Kekre, M.B.B.S., M.SC. (Med).	Throughout the year.	
7	Dean, Nair Hospital Dental College.	Dr. M. S. N. Ginwalla, L.D.Sc., D.D.S., M.Sc., F.I.A.O.S., F.A.M.S. Dr. (Mrs.) T.M.S. Ginwalla, D.D.S., L.D.S., R.C.D.S.	1-4-73 to 22-4-73 and 23-5-73 to 13-6-73. Looked after the duty of Dean from 23-4-73 to 22-5-73 and from 14-6- 73, to 31-3-74.	
8	Chief Fire Officer	Shri A. S. Kulkarni,	Throughout the year.	
9	Dean, L. T. M. G. Hosp. & L. T. M. M. College.	Dr. V. N. Panse, M.D., M.P.H. (Colombia)	Do.	
10	Medical Supdt. G. T. B. Hospital	Dr. A. P. Rao, M.D. T.D.D., F.C.C.P. (U.S.A.)	Do.	
11	Assessor & Collector	Shri R. G. Rele, B.SC., L.S.G.D.	Do.	
12	Education Officer	Dr. (Smt.) Madhuri R. Shah, B.A. (Hons.), M.ED., PH.D. (Bombay) ph.D. (London)	Do.	
13	Solicitor to Corpn.	Shri A. M. Desai, M.A., LL.B.	Throughout the year.	
14	Project Engineer (W. S.)	Shri T. M. Kandawalla, B.E. (Civil), F.I.E. (India).	Throughout the year. Shri T.M.Kandawalla was on studytour to U. K. from 18-6-73 to 9-8-73 in the period Shri H. N. Chavan, B. E. (Civil) Dy. P. E. looked after his work as P.E. (W.S.).	
14A	Project Engineer (S)	Shri N. L. Patel, B.E. (Civil), M.I.E.	4-12-73 to 31-3-74.	
15	Controllor of Stores.	Shri K. S. Pesina, B.E. (Civil) Shri M. K. R. Sharma, B.E. (Civil).	1-4-73 to 30-9-73. 1-10-73 to 31-3-74.	
16	Supdt. of Markets and Slaughter Houses.	VACANT.	Throughout the year.	
16-a	General Manager, Deonar Abattoir	Dr. D. M. Bailur B.sc., (Vet.) M.R.C.V.S.	Do.	
16-b	Ward Officer (Markets)	Shri G. Gomes, M.I.B. (India)	Do.	
17	Administrative Officer (Enquiries)	VACANT	Shri C. K. Patel, M.A. LL.B. was incharge of A. O. (Eng.)'s Department. Throughout the year.	
18	S. O.	Shri G. H. Salunke, B.A.	Looked after the duties of this office. Throughout the year.	
19	Ward Officer (Estates)	Shri S. N. Phadke, B.A., LL.B. (IInd class), Hindi (Prabodhi), B.COM. (Hons.) Shri S. S. Sanzgiri, B.COM. (Hons) D. (COM) I.M.C., L.L.C.C. CRT. (Lond.)	1-4-73 to 9-7-73. 10-7-73 to 31-3-74.	

Serial No.	Designation	Name of the Officer	Period	Remarks
20	Labour Officer	Shri G. S. Saudagar, B.A. (Hons.), LL.B., Dip. L.W.	Throughout the year.	
21	Public Relations Officer,	Shri K. T. Pandit, M.A.	Do.	
22	Dy. Assessor & Collector (Octroi & Election Branch)	Shri S. S. Murkute, B.COM., L.S.G.D., LL.B.	Do.	
23	Supdt. of Licences	Shri C. K. Patel, M.A., LL.B.	Do.	
24	Supdt. of Gardens	Shri J. C. Garkhel, B.Sc. (Hons.) (Agri.)	Do.	
25	Research Officer	Dr. V. Y. Pendharkar, B.Sc. (HON.) M. Ed., Ph. D.	Do.	
26	M. M. P.	Shri M. M. Kamat	4-6-73 to 31-3-74 (Shri A. G. Hemmadi was i/c. of M. P. Press as O.S.D. (Press) from 1-4-73 to 3-6-73.	
27	Asstt. Med. Officer, Ear, Nose & Throat Hosp.	Dr. (Kum.) S. R. Muddhatkal M.B.B.S., D.G.O.	Throughout the year.	
28	Organisation & Methods Officer.	Dr. S. D. Parchure, M.A., Ph. D. Shri. M. P. Patil, M. A., L. S. G. D., Pravin.	1-4-73 to 22-4-73 & 1-6-73 to 4-7-73 Looked after the duties of this office from 23-4- 73 to 31-5-73, and 5-7-73 to 31-3-74.	
29	Curator, Victoria & Albert Museum & Chief Librarian.	VACANT	Shri V. N. Barve, B. A. (HONS) Spl. L. S. G. D., Head Clerk looked after the duties of this office.	
30	Manager, Mahatma Gandhi Memorial Olympic Swimming Pool	Shri. S. N. Pinge. L. S. G. D.	Throughout the year.	
31	Manager, Raja Baldevdas Birla Kreedra Kendra.	Shri S. G. Gavankar, B. A., L. S. G. D., L. G. S., P. H. I.	1-1-73 to 11-4-73 & 4-5-73 to 31-3-74 Shri J. B. Vaidya, B. Sc. (Hons.), o. s. D. Ward looked after the duties of MBKK from 12-4-73 to 3-5-73.	

(SUBURBS AND EXTENDED SUBURBS)

1	Dy. Executive Health Officer. (Suburbs)	Dr. M. K. Vaidya, M. B., B. S., D. P. H.	Throughout the year.	
2	Dy. Accountant (Sub.)	Shri. M. N. Kulkarni B. sc. 1st class with Distinction., B. A. (Hons.) 1st class, Higher standard Hindi Exam. of Municipal Hindi Board.	1-4-73 to 10-10-73 & 3-1-74 to 31-3-74. Shri J. S. Crasto looked after the work of D. A. (Sub.) from 1-11-73 to 2-1-74.	
3	Dy. Assessor & Collector (Western Suburbs)	Shri G. D. Parulkar, B. sc. (Hons.), M. A., L. S. G. D.	Throughout the year.	
	Dy. A. & C. (Eastern Suburbs)	Shri S. G. Phatak, B. A. (Hons.)	20-12-73 to 31-3-74.	
4	Asstt. Supdt. (Markets) (Eastern Suburbs)	Shri M. L. Naik, Matric, S. I. E., L. S. G. D.	Throughout the year.	
5	Asstt. Supdt. (Markets) (Western Sub.)	Shri N. V. Prabhu Matric, S. I. E., L. S. G. D.	Do.	

COMPLAINTS SECTION AND CENTRAL CONTROL ROOM

Administration Report of the Central Control Room, 'B' Ward, for the year 1973-74.

The Complaints Section dealt with all the complaints concerning Municipal services received in the Central Control Room, at Babula Tank Cross Lane, Bombay-9. Complaints were referred to the departments concerned in all the wards, were followed up systematically and the complainants were contacted if required to see that their grievances were redressed within a reasonable time. The total number of complaints registered and followed up by the Central Control Room, during the year under report is 11756.

The Central Control Room remains open on all the days including Sundays and Holidays. It receives complaints from the members of the public on telephone No. 332211. It is working in close co-operation with the Fire Brigade, Water Supply Control Room and sees that in case of the house collapses and such other emergencies, the Municipal Officers and staff appear on the scene without any delay. Co-ordination between the heads of the departments is also brought about on such occasions.

The required information on the civic matters is also furnished to the members of the public, inquiring on telephone No. 332211.

P. N. SAMANT,
Complaints Officer,
Central Control Room.

RAJA Dr. BALDEV DAS BIRLA KREEDA KENDRA

The auditorium in this multipurpose recreational centre was closed to the public for carrying out renovation work during the period from 1st July 1973 to 30th November 1973. It was thrown open to the public from 1st December 1973 after renovation. The auditorium is now fully air-conditioned, the push-back type cushioned chairs have been provided and the total seating capacity is increased to 625.

The multipurpose auditorium was reserved by the public for various cultural activities. Documentary films and demonstration of the electric toy trains were shown free of charge to the visitors to the Children's Halls on the first floor on all the days between 4.00 p.m. & 7.00 p.m. except Sundays and Holidays. The Chowpatty Foreshore was kept under the supervision of the Manager for maintenance of sanitation.

The auditorium here is found handy and suitable for various Municipal functions, programmes etc., as can be seen from some of the important Civic functions mentioned below :-

- (1) One Act Play competitions of the Welfare Centres of the Labour Deptt.
- (2) Inter-Ward & Inter-Departmental Dramatic competitions.
- (3) Programmes arranged by the Sangit-Sabha sponsored by the Education Department.
- (4) Annual Exhibition of Bal-Bhavan Centres by Education Department.
- (5) Two Day Seminar during the Centenary celebrations 1873-1973—sponsored by the Standing Committee, Bombay Municipal Corporation, in co-operation with the All India Local-Self Government Institute, Bombay.

During the period under report, the amount of Rs. 1,17,760 was collected by way of revenue.

APPENDIX 'A'

Children's Halls on the first floor

Section	Approximate attendance of children visitors during the year 1973-74.
Film-Section, Toy Trains and Bal-Bhavan Section	1,15,000

APPENDIX 'B'

Section	No. of days reserved by the Public.
---------	-------------------------------------

158

Auditorium and outside space.

Approx. No. of Visitors : 5,00,000.

S. G. GAVANKAR,
Manager,
Birla-Kreeda Kendra.

SPECIAL TECHNICAL UNIT

The Special Technical Unit, under the Executive Engineer (Vigilance), is a branch of the Municipal Commissioner's Establishment. The Executive Engineer (Vigilance) is assisted by three Assistant Engineers (Vigilance), two Sub-Engineers (Vigilance), one Junior Stenographer, one clerk and one Record Assistant. The post of the 3rd Assistant Engineer is created on temporary basis, to keep a strict vigil over the works executed by the Petty Works Contractors under the respective Ward Officers, in all the Wards, in view of the bitter criticism about the unsatisfactory execution of the works at Ward level.

This special technical unit keeps watch over all the technical matters, renders guidance to the technical staff, scrutinises technical staff proposals, pays surprise visits to various Municipal works under construction, municipal maintenance jobs and also Petty Works Contracts under execution. This unit also investigates into the complaints against the staff of Engineering branch and examines the technical matters referred to by the Municipal Commissioner and the Heads of the Departments and also investigates into the other complaints received from the public, in the office of the Executive Engineer (Vigilance).

Further, this unit functions as a co-ordinating agency among the different units of the Engineering Sections and assists the Administration in the matters requiring policy revision and implementation thereof. This unit also keeps a watch on the results obtained at the Municipal Testing Laboratory, where the building materials and the cubes of cement concrete, etc., used on Municipal works, are sent for testing. Whenever considered necessary, this unit suggests hammer tests and load tests on construction works.

The Special Technical Unit carries out sample checking of the final bills of some of the Municipal Construction Works. It checks a few building proposals after the occupation permission is granted or after the Building Completion Certificate is accepted, in order to ascertain that the disposal is in order.

Some of the details of work done by the unit during the year 1973-74 are as follows :—

(1) Number of visits paid on Municipal Works :					
(a) Building Construction Works.	391
(b) Road Construction Works.	116
(c) Drainage Construction Works.	111
(d) Petty Works Contractors' Works.	1,151
(2) Number of final bills checked. 45					
(3) Miscellaneous visits. 269					
(4) Cases referred to by Municipal Commissioner/Deputy Municipal Commissioners, City Engineer, etc., investigated and examined. 159					
(5) Amounts recovered from the Civic Contractors by way of detection of excess pay- ments, penalties imposed on sub-standard work, recovery of rebates for incomplete works, etc., pointed out at the time of checking the works in progress and/or while checking the final bills. Rs. 22,805					

R. M. GOKHALE,
E. E. (V.)

FINANCIAL

Report from the Chief Accountant of the General Municipal Administration, the Improvement Schemes and the Education Fund for the year 1973-74.

GENERAL MUNICIPAL ADMINISTRATION

The following statement summaries the transactions for the year pertaining to Revenue and the Actuals for the preceding years.

	1973-74			Actuals for 1972-73
	Budget Estimates	Revised Estimates	Actuals	
	Rs.	Rs.	Rs.	Rs.
Opening Balance ...	1,46,33,000	51,07,481	51,07,481	3,48,96,368
Income ...	78,39,16,455	79,54,95,655	70,87,83,633	60,28,74,492
Expenditure ...	76,20,36,511	71,79,41,000	73,25,85,512	64,52,69,315
Balance ...	2,18,79,944 (Surplus)	7,75,54,655 (Surplus)	2,38,01,879 (Deficit)	4,23,94,823 (Deficit)
Balance ...	3,65,12,944	8,26,62,136	-1,86,94,398	-74,98,455
Add : Recoupment of Advances made from the surplus Cash Balance for Capital Stores	+54,64,182	+32,99,729
Total ...	3,65,12,944	8,26,62,136	-1,32,30,216	-41,98,726
Decrease in Reservation for Advances	-3,69,24,136	+1,34,35,617	+93,06,207
Closing Balance ...	3,65,12,944	4,57,38,000	2,05,401	51,07,481

2. The details of reservation of Advances etc.

Increases :	Rs.	Rs.
In Capital Stores ...	30,55,620	
In Reserve Stores ...	23,40,934	
In Contribution towards Improvement Schemes ...	21,60,630	
In Advances Misc. Advances ...	2,14,16,081	2,89,73,265
Decreases :		
In advance to Co-op. Societies for Housing ...	1,64,08,882	
In Renewed grant for Expenditure in 1974-75 ...	2,60,00,000	4,24,08,882
Net decrease		1,34,35,617

3. The net unhypothecated Surplus Cash Balance on 31st March 1974 was as under :-

	Rs.	Rs.
Capital Stores ...	30,55,620	Surplus Fund as per Appendix No. 2 8,04,71,312
Reserve Stores and Line Suspense Account ...	1,31,02,955	
Advance for Plant and Machinery ...	23,87,844	
Miscellaneous Advances ...	6,17,19,492	
Minimum required by law ...	1,00,000	
Surplus Cash Balance ...	1,05,401	
	8,04,71,312	8,04,71,312

4. The Opening and Closing Reserve Stores (including Capital Stores) Balance for the year 1973-74 is compared below :—

	Opening Balance	Closing Balance	Increase Decrease
	Rs.	Rs.	Rs.
Serviceable Stores Reserve Stores ...	1,03,39,829	1,25,15,758	+21,75,929
Reserve Stores (Foras Road Depot) ...	4,23,650	5,87,007	+1,63,357
Line Suspense Account ...	Cr. 1,458	190	+1,648
Capital Stores ...	2,21,09,228	2,51,05,543	+29,96,315
Capital Stores (Foras Road Depot) ...	76,419	1,35,724	+59,305

5. The loan liabilities at the beginning and at the end of the year were as under :—

	Outstanding Debt on 1st April 1973	Loans raised during the year	Repayment during the year	Outstanding debts on 31st March 1974
	Rs.	Rs.	Rs.	Rs.
Div. I ...	95,67,33,299	11,27,27,184	2,88,38,558	1,04,06,21,925
Div. II ...	22,71,50,000	2,10,00,000	55,00,000	24,26,50,000
Div. III ...	12,35,50,000	1,60,00,000	55,00,000	13,40,50,000
	1,30,74,33,299	14,97,27,184	3,98,38,558	1,41,73,21,925

(1) Rs.

Div. I	3,96,52,000	Being the amount of Corporation's share payable to Government toward Upper Vaitarna Scheme which has been converted into loan by the Government vide G. R. No. CWS/1073/47488-M of 12-12-1973 and G. R. No. 3301 of 29-3-1974 repayable in 20 Annual equated instalments at the rate of 6½ per cent interest, per annum.
--------	-------------	--

(2)

Div. I	4,40,00,000	} 6,60,00,000	Being the loan amount towards Rs. 600 lacs plus 10 per cent interest per annum raised by Public subscription out of Rs. 1,600 lacs loan sanctioned under Corporation Resolution No. 1313, dated 6th December 1973 and G.R. No. LON/3273/3108-73/B-2, dated 14th December 1973. The provision of Sinking Fund is sanctioned on 20 year's basis improving at 5½ per cent.
Div. II	1,10,00,000		
Div. III	1,10,00,000		

(3)

Div. I	2,50,00,000	} 4,00,00,000	Being the loan amount towards Rs. 400 lacs loan issued at per with a currency of 25 years at 6 per cent. interest per annum raised by Internal Funds. Loan sanctioned under C. R. No. 1313 of 6-12-1973 and G. R. No. LON/3273/3108-73/B-2 dated 14th December 1973. The provision of Sinking Fund is sanctioned on 25 years basis improving at 5½ per cent.
Div. II	1,00,00,000		
Div. III	50,00,000		

(4)

Div. I	40,75,184	Being Advances from Special Funds for purchase of Plant and Machinery repayable by annual equated instalments in five years at 6 per cent. interest per annum.
--------	-----------	--

Total ... 14,97,27,184

The repayments during the year were as under :—

Div. I (1)	31,83,538	Repaid to Government on the basis of equated payment from Revenue in respect of Advances taken from them.
Div. I (2)	2,10,00,000	Repaid to Debenture holders out of Sinking Fund Investment.
Div. I (3)	46,55,020	Repaid to different Special Funds out of Revenue on the basis of equated payments.
Div. II	55,00,000	Repaid to Debenture holders out of Sinking Fund Investment.
Div. III	55,00,000	Do.
Total	3,98,38,558	

The position of the Sinking Fund is as shown below :—

	Amount of Fund on 1st April 1973	Interest etc. received	Sinking Fund Instalment	Withdrawn for payment of loan	Amount of Fund on 31st March 1974
	Rs.	Rs.	Rs.	Rs.	Rs.
Div. I ...	27,99,80,909	1,26,22,372	3,46,99,066	2,10,00,000	30,63,02,347
Div. II ...	6,64,26,084	39,46,678	1,05,77,441	55,00,000	7,54,50,203
Div. III ...	2,44,70,720	12,23,784	54,27,019	55,00,000	2,56,21,523
	37,08,77,713	1,77,92,834	5,07,03,526	3,20,00,000	40,73,74,073

The value of the securities held in the Sinking Fund on the basis of market rates prevailing on 31st March 1974 including accrued interest and cash exceeds the actuarial amount of the Sinking Fund by Rs. 3,26,45,670 (Div. I Rs. 2,17,51,242, Div. II Rs. 91,44,052 and Div. III Rs. 17,50,376).

REVENUE INCOME

For Divisions I, II and III

6. The estimated income for the year was Rs. 78,39,16,455 and Revised Estimates was Rs. 79,54,95,655 (on the basis of 8 months actuals). The actuals amounted to Rs. 70,87,83,633 resulting in decrease of Rs. 7,51,32,822 on the Budget Estimates and Rs. 8,67,12,022 on the Revised Estimates.

OCTROI

6A. The gross collections for the year were estimated at Rs. 26,02,60,000 the refunds and commission charges at Rs. 3,00,00,000 and the net revenue at Rs. 23,02,60,000. The revenue collected and paid into the Municipal Treasury in the year amounted to Rs. 24,63,81,529 and after deducting the amount of Rs. 2,59,06,509 (on account of refunds Rs. 2,57,30,228 and on account of fees for collection Rs. 41,76,281 credited to the separate Revenue head) the net receipts amounted to Rs. 21,64,75,020 showing an increase of Rs. 2,24,32,018 as compared with the actuals of the previous year (i.e. Rs. 19,40,43,002.).

REVENUE EXPENDITURE

For Divisions I, II and III

7. The final sanctioned grants amounted in the aggregate to Rs. 92,59,93,060.

	Rs.
Budget Grants	... 76,20,36,511
Unexpended Grants for previous years renewed for Expenditure	... 2,81,59,822
Additional Grants	... 13,57,96,727
Final sanctioned grants	... 92,59,93,060

The transfers from one Budget Head to another without affecting the total Budget Provisors for the year amounted to Rs. 91,81,074.

8. Against the final grants for the year aggregating to Rs. 92,59,93,060 as stated above the actuals amounted to Rs. 73,25,85,512 leaving an unexpended balance of Rs. 19,34,07,548 at the close of the year. Of this sum of Rs. 40,00,000 is being renewed for expenditure during 1974-75 against Rs. 3,00,00,000 in 1973-74 and the balance of Rs. 18,94,07,548 is being allowed to lapse.

9. The percentage of establishment to the expenditure for 1973-74 and the previous years is as given below :—

Divisions	Percentage to total expenditure during	
	1973-74	1972-73
I	... 33.21	34.13
II	... 28.60	28.32
III	... 26.84	27.46

LOAN WORKS EXPENDITURE

(CITY)

10. The Opening Balance on 1st April 1973 on account of Loan Funds excluding the Trust Fund was Rs. 1,99,89,915. Loans aggregating to Rs. 11,27,27,184 were raised during the year, and an amount of Rs. 6,50,00,000 was received from Government as grant-in-aid. Thus the total loan funds available for expenditure during the year amounted to Rs. 19,77,17,099. The total expenditure incurred during the year amounted to Rs. 13,13,42,774. An amount of Rs. 5,01,44,608 sanctioned by the Government as a grant-in-aid for integrated Water Supply Scheme has been adjusted by the Government towards B. E. S. T. Undertaking passenger's tax. This amount of Rs. 5,01,44,608 has been treated as an advance to B. E. S. T. Undertaking out of loan funds. An amount of Rs. 54,64,182 has been advanced during the year towards recovery of advance from the Surplus Cash Balance. Thus leaving the balance of Rs. 1,07,65,535 in the Loan Funds at the close of the year.

The following statement compares the expenditure on Capital works with the Budget and Revised Estimates during the last three years :—

Year	Loan & Trust Funds			Percentage of actuals to Budget Estimates	Percentage of actuals to Revised Estimates
	Budget Estimates	Revised Estimates	Actuals		
	Rs.	Rs.	Rs.		
1971-72	16,37,73,500	17,82,05,935	7,82,33,463	47	43
1972-73	18,57,64,100	23,55,54,630	8,96,92,197	48	38
1973-74	23,79,72,850	34,10,85,693	13,13,42,774	55	38

The percentage of actual expenditure to the funds available works out to 67.

(SUBURBS)

The Opening Balance on the 1st April 1973 on account of Loan and Trust Funds was Rs. 2,70,38,738. Loan aggregating to Rs. 2,10,00,000 was raised during the year. Thus the total loan and Trust Funds available for expenditure during the year were Rs. 4,80,38,738. The total expenditure incurred during the year amounted to Rs. 4,10,38,116 leaving a balance of Rs. 70,00,622 in the Loan and Trust Funds at the close of the year.

The following statement compares the expenditure on Capital Works with the Budget and Revised Estimates during the last three years.

Year	Loan and Trust Funds			Percentage of actuals to Budget Estimates	Percentage of actuals to Revised Estimates
	Budget Estimates	Revised Estimates	Actuals		
	Rs.	Rs.	Rs.		
1971-72	4,10,16,186	4,58,29,746	1,70,73,378	42	37
1972-73	7,82,04,960	6,46,91,376	2,43,67,527	31	38
1973-74	8,73,40,450	9,47,21,490	4,10,38,116	47	43

The percentage of actual expenditure to the funds available works out to 85.

(EXTENDED SUBURBS)

The opening balance on 1st April 1973 on account of loan Funds was Rs. 1,22,83,795. Loan aggregating to Rs. 1,60,00,000 was raised during the year. Thus total Loan Funds available for expenditure during the year were Rs. 2,82,83,795. The total expenditure incurred during the year amounted to Rs. 2,50,69,156 leaving a balance of Rs. 32,14,639 in the Loan Funds at the close of the year.

The following statement compares the expenditure on the Capital Works with the Budget and Revised Estimates during the last three years.

Year	Loan and Trust Funds			Percentage of actuals to Budget Estimates	Percentage of actuals to Revised Estimates
	Budget Estimates	Revised Estimates	Actuals		
	Rs.	Rs.	Rs.		
1971-72	2,57,29,500	2,86,89,150	1,59,52,781	62	56
1972-73	3,37,71,100	3,88,91,850	1,88,93,219	56	49
1973-74	5,58,29,370	5,14,31,960	2,50,69,156	45	49

The percentage of actual expenditure to the Funds available works out to 89.

CONSOLIDATED LOAN WORKS EXPENDITURE

11. The following statement compares the consolidated expenditure on Capital Works for Division I, II and III with the Budget and Revised Estimates during the last three years.

Year	Loan and Trust Funds			Percentage of actuals to Budget Estimates	Percentage of actuals to Revised Estimates
	Budget Estimates	Revised Estimates	Actuals		
	Rs.	Rs.	Rs.		
1971-72	23,05,19,186	26,27,24,831	11,12,59,622	48	44
1972-73	29,77,40,160	33,91,37,856	13,29,52,943	45	39
1973-74	38,11,42,670	48,72,39,143	19,74,50,046	52	41

The percentage of actual expenditure to the funds available works out to 72.

SINKING FUND

(CITY)

12. The book value of investment of the Sinking Fund as on 31st March 1974 amounted to Rs. 30,63,02,347 made up of Rs. 31,63,02,316 being the book value of securities and Rs. 31 in cash with the State Bank of India. Valuing the Municipal and Improvement Trust debentures at par the market value of the Sinking Fund Investment held on 31st March 1974 comes to Rs. 30,23,99,609. This together with the amount of interest accrued upto 31st March 1974 viz. Rs. 34,00,180 and cash with the State Bank of India Rs. 31 brings the total amount of Sinking Fund to Rs. 30,57,99,820 and more than covers the amount viz. Rs. 28,40,48,578 to which the Sinking Fund should have accumulated upto 31st March 1974. The excess in the Sinking Fund account was thus Rs. 2,17,51,242.

(SUBURBS)

The book value of investment of Sinking Fund as on 31st March 1974 amounted to Rs. 7,54,50,203 made up of Rs. 7,54,50,145 being the book value of securities and Rs. 58 in Cash with the State Bank of India, Bandra. Valuing the Municipal Debentures at par the market value of Sinking Fund Investment held on 31st March 1974 comes to Rs. 7,51,93,500. This together with the amount of interest accrued upto 31st March 1974 viz. Rs. 12,26,857 and Cash with the State Bank of India, Bandra Rs. 58, brings the total amount of Sinking Fund to Rs. 7,64,20,415 and more than covers the amount of Rs. 6,72,76,353 to which the Sinking Fund should have been accumulated upto 31st March 1974. The excess in the Sinking Fund account was thus Rs. 91,44,052.

(EXTENDED SUBURBS)

The book value of investment of the Sinking Fund as on 31st March 1974 amounted to Rs. 2,56,21,523, made up of Rs. 2,56,21,500 being the book value of the securities and Rs. 23 in cash with the State Bank of India, Bandra. Valuing the Municipal Debentures at par the Market value of Sinking Fund investment held on 31st March 1974 comes to Rs. 2,56,21,500. This together with the amount of interest accrued upto 31st March 1974 viz. Rs. 4,34,987 and cash with State Bank of India, Bandra Rs. 23 brings the total amount of Sinking Fund to Rs. 2,60,56,510 and more than covers the amount of Rs. 2,43,06,134 to which the Sinking Fund should have accumulated upto 31st March 1974. The excess in the Sinking Fund investment account was thus Rs. 17,50,376.

INVESTMENT

(CITY)

13. The details of aggregate investments made during the year are as follows :-

	Amount	Average No. of days.
	Rs.	
(1) Fixed Deposits	64,13,00,000	186.06
(2) Call Deposits	25,11,00,000	10.36
(3) Current Account Deposits	30,43,84,398	1.27
Total	1,19,67,84,398	

The interest earned during the year amounted to Rs. 2,02,67,641 as against Rs. 2,29,63,053 during 1972-73 and the details are as follows :—

	Rs.
On fixed Deposits	1,97,85,143
On Call Deposits	4,71,899
On Current Account Deposits	10,599
Total	2,02,67,641

The average rates of interest on Fixed Deposits, Call Deposits and Current Account Deposits were 6.05 per cent. 6.62 per cent. and 1 per cent. as against 6.03 per cent., 4 per cent. and 1 per cent for the preceding year respectively. The rates realised on Fixed Deposits ranged from 5½ per cent. to 6½ per cent. on Call Deposits, 4 per cent. to 9½ per cent. and on Current Account Deposits 1 per cent.

The maximum rates realised on Fixed Deposits, Call Deposits and Current Account Deposits during the preceding year were 6½ per cent, 4 per cent. and 1 per cent. respectively.

(SUBURBS)

The details of aggregate investments made during the year are as follows :—

	Amount	Average No. of days
	Rs.	
(1) Fixed Deposits	6,01,00,000	183.16
(2) Call Deposits	3,88,00,000	10.69
(3) Current Account Deposits	10,32,60,662	3.07
Total	20,21,60,662	

The interest earned during the year amounted to Rs. 18,39,662 as against Rs. 13,68,299 during the year 1972-73, and the details are as follows :—

	Rs.
(1) On Fixed Deposits	17,64,828
(2) On Call Deposits	66,139
(3) On Current Account Deposits	8,695
Total	18,39,662

The average rates of interest realised on Fixed, Call and Current Account Deposits were 5.85 per cent, 5.82 per cent. and 1 per cent. as against 6.10 per cent, 4 per cent. and 1 per cent. of the preceding year respectively.

(EXTENDED SUBURBS)

The details of aggregate investments made during the year are as follows :—

	Amount	Average No. of days.
	Rs.	
(1) Fixed Deposits	4,15,00,000	165.85
(2) Call Deposits	85,00,000	15.44
(3) Current Account Deposits	1,67,22,627	4.24
Total	6,67,22,627	

The interest earned during the year amounted to Rs. 11,31,840 as against Rs. 3,89,978 during the year 1972-73 and the details are as follows :—

	Rs.
(1) On Fixed Deposits	11,10,195
(2) On Call Deposits	19,705
(3) On Current Account Deposits	1,940
Total	11,31,840

The average rates of interest realized on Fixed, Call and Current Account Deposits were 5.89 per cent, 5.48 per cent, and 1 per cent, as against 5.98 per cent, 4 per cent, and 1 per cent, of the preceding year respectively.

RESERVE STOCK

14. The Opening Balance and the receipt of General Stores during the year as per books maintained in this office were Rs. 1,03,39,829 and Rs. 1,07,99,706 respectively and the issues amounted to Rs. 86,23,777. The Closing Balance of General Stores was therefore Rs. 1,25,15,758 i.e. more by Rs. 21,75,929 than the opening balance.

As against this the outstanding balance on 31st March 1974 according to Controller of Store was Rs. 25,22,691. The difference of Rs. 99,93,067 is due to adjustment in respect of stores etc. issued by the Controller of Stores to the departments not having been returned by them to this office in time for being adjusted in the accounts of 1973-74. The Opening Balance and the receipt of General Stores of Forts Road Depot during the year as per this office book were Rs. 4,23,650 and Rs. 2,97,789 respectively and issues amounted to Rs. 1,31,432. The closing balance of General Stores, Forts Road Depot was Rs. 5,87,007 i.e. more by Rs. 1,63,357 than the opening balance. As against this, the outstanding balance on 31st March 1974 according to Departmental books is Rs. 3,47,117.

CAPITAL STORES

15. The Opening Balance of Rs. 2,21,03,228 together with the receipts of Capital Stores during the year viz. Rs. 3,01,33,710 aggregated to Rs. 5,22,42,938. As against this, issues during the year aggregated to Rs. 2,71,37,375 thus resulting in increase of Rs. 29,96,315 in the Closing Balance of Capital Stores viz. Rs. 2,51,05,543 compared with Opening Balance. As against this, the outstanding balance as on 31st March 1974 according to C. S. is Rs. 1,11,92,523. The Opening Balance and the Receipts of Capital Stores Forts Road, Depot were Rs. 76,419 and Rs. 1,24,400 respectively and the issues amounted to Rs. 65,055 thus resulting in an increase of Rs. 59,305 in the Closing Balance of Capital Stores Forts Road Depot viz. Rs. 1,35,724 compared with Opening Balance. As against this the outstanding balance as on 31st March 1974 according to Departmental books is Rs. 1,14,073.

STREET IMPROVEMENTS

(CITY)

16. The provision made in the Revised Loan Works Budget for meeting claims on account of aquisition of set backs was Rs. 51,05,900 the expenditure being Rs. 41,33,770. This leaves a balance of Rs. 9,72,130. After deducting all ascertained time burst claims the undischarged commitments upto 31st March 1974 in regard to set backs already acquired and sanctioned to be acquired amount to Rs. 34,81,545.

(SUBURBS)

The provision made in the Revised Loan Works Budget Estimates for meeting the claims on account of acquisition of set backs was Rs. 10,00,000 the expenditure being Rs. 9,20,820. This leaves a balance of Rs. 79,180.

(EXTENDED SUBURBS)

The provision made in the Revised Loan Works Budget for meeting the claims on account of acquisition of set backs was Rs. 15,00,000 the expenditure being Rs. 14,04,043. This leaves a balance of Rs. 95,957.

LEVELLING METALLING, ETC. PRIVATE STREETS

17. The expenditure on the Improvements of Private Streets is financed in the first instance from Plant and Machinery Depreciation Fund pending recovery from the House Owners.

The following statement shows the figures of advance sanctioned, expenditure incurred and recoveries made during the last three years.

Year	Expenditure			Total	Recoveries Inclusive of interest and Supervision Charge
	Actual expenditure of work	Supervision Charges	Interest etc. Advances		
	Rs.	Rs.	Rs.	Rs.	Rs.
1971-72	1,73,604	26,041	44,647	2,44,292	...
1972-73	3,89,757	58,463	55,560	5,03,780	88
1973-74	2,08,932	31,340	77,821	3,18,093	464

Balance of Supervision Charges outstanding as on 31st March 1974 is Rs. 1,92,906.

IMPROVEMENT SCHEMES**General Account***Income*

18. The total income for the year amounted to Rs. 4,45,24,290 against Rs. 5,36,43,436 for the previous year showing net decrease of Rs. 91,19,146 viz. decrease of (1) Rs. 1,09,959 under Contribution from Municipal Corporation, (2) Rs. 1,07,131 under V.—Misc. Receipt and (3) Rs. 98,59,000 under Grant Assistances from Government of India for environmental Improvement of Slums counter balanced by Increase of (1) Rs. 7,87,419 under Rent and other proceeds of Properties and (2) Rs. 1,67,525 under interest and Profit on investment.

EXPENDITURE

19. The total expenditure for the year aggregated to Rs. 4,19,95,521 against Rs. 3,93,07,661 for the previous year showing an increase of Rs. 26,85,859. This is made up of increase of Rs. 27,95,652 under Maintenance of Properties and Streets counter balanced by decrease of Rs. 1,09,792 under Debt Charges. The expenditure of Rs. 4,19,95,521 comprises of expenditure of Rs. 3,22,69,623 under Maintenance of Properties and Streets inclusive of cost of Management and Establishment and Rs. 97,25,898 under Debt Charges. The surplus of Rs. 25,28,769 in the General Account is transferred to Capital Account.

20. The loan liabilities at the beginning of the year stood at Rs. 14,01,66,105. The repayment of loan during the year amounted to Rs. 31,85,731 of which Rs. 13,85,731 were repaid to Government on the basis of equated payment and Rs. 18,00,000 were paid to debenture holders. The outstanding loan liabilities at the close of the year thus stood at Rs. 13,69,80,374.

CAPITAL ACCOUNT

21. The Opening Balance on 1st April 1973 was Rs. 2,23,67,726. During the year under report receipt on account of the Sale proceeds of lands and buildings amounted to Rs. 4,40,869. The total funds available were thus Rs. 2,28,08,595. The total expenditure incurred amounted to Rs. 31,66,332. The surplus in General Account for the year which amounted to Rs. 25,28,769 was transferred to the Capital Account. The unspent balance at the close of the year stood at Rs. 2,21,71,032.

EXPENDITURE ON SCHEMES

22. The actual expenditure incurred during the year on schemes amounted to Rs. 31,66,332 as against the Revised Estimates of Rs. 1,71,16,420 including Rs. 19,37,400 on account of cost of management and establishment.

SINKING FUND

23. The position of the Sinking Fund is as shown below :—

Amount of Fund on 1st April 1973	Interest etc. realisation	Sinking Fund instalments	Withdrawn for payment of Loans	Amount of Fund on 31st March 1974
Rs.	Rs.	Rs.	Rs.	Rs.
7,84,44,910	36,25,252	17,97,514	18,00,000	8,20,67,676

The Sinking Fund as on 31st March 1974 amounts to Rs. 8,20,67,676 of which Rs. 8,20,67,575 represent the book value of the securities and Rs. 101 in cash with the State Bank of India. Valuing the Bombay Improvement Trust and Municipal Debentures at par the market value of the Sinking Fund Investments held on 31st March 1974 comes to Rs. 7,97,74,150. This together with the amount of interest accrued upto 31st March 1974 viz. Rs. 1,46,224 and cash with the State Bank of India viz. Rs. 101 brings together the total amount of Sinking Fund to Rs. 7,99,20,475 against Rs. 6,06,69,076 the amount to which the Sinking Fund should have accumulated upto 31st March 1974. The excess in the Sinking Fund investment account is thus Rs. 1,92,51,399.

24. The gross capital-liabilities of the Improvement Schemes stood at Rs. 14,17,38,864 at the close of the year and the assets at Rs. 34,11,74,786 including the book value of the lands comprised in Schedules 'W' and 'X' resulting in a surplus of Rs. 19,94,35,922.

SLUM CLEARANCE ACCOUNT**General Account (City and Suburbs)****CITY SECTION***INCOME*

25(1). The total income for the year amounted to Rs. 21,78,510 against Rs. 21,43,561 for the previous year showing a net increase of Rs. 34,940. This is made up of increase of Rs. 7,704 under Rent and other proceeds of properties and Rs. 27,236 under Interest and Profit on Investment.

EXPENDITURE

25(2). The expenditure for the year amounted to Rs. 37,56,095 as against Rs. 32,94,967 for the previous year showing an increase of Rs. 4,61,128. This is made up of increase of (1) Rs. 17,238 under maintenance of Properties and streets and (2) Rs. 4,43,890 under Debt Charges. The expenditure of Rs. 37,56,095 comprises of (1) Rs. 14,01,089 under Maintenance of Properties etc. and (2) Rs. 23,55,006 under Debt Charges. Deficit of Rs. 15,77,594 is transferred to Capital Account.

SUBURBAN SECTION

INCOME

25(3). The total income for the year amounted to Rs. 6,48,011 against Rs. 9,74,885 for the previous year showing a net decrease of Rs. 3,26,874. This is made up of (1) Rs. 2,37,587 under Rent and other proceeds of Properties (2) Rs. 7,208 under Miscellaneous Receipt and (3) Rs. 82,079 under Interest and Profit on Investment.

EXPENDITURE

25(4). The expenditure for the year amounted to Rs. 20,64,493 as against Rs. 25,88,044 for the previous year showing a net decrease of Rs. 5,23,551. This is made up of Rs. 5,23,552 under Maintenance of Properties and Streets counter balanced by increase of Rupee 1 under Debt Charges. The net deficit of Rs. 14,16,482 is transferred to Capital Account.

SLUM CLEARANCE

CAPITAL ACCOUNT

CITY SECTION

26(1) The Opening Balance on 1st April 1973 was Rs. 15,18,573. The amount of Rs. 50,00,000 was received from Public as Loan. An amount of Rs. 7,78,366 was received from Government as subsidy. Thus the total funds available for expenditure were Rs. 72,96,939. The total expenditure amounted to Rs. 25,27,124. The deficit in the General Account amounting to Rs. 15,77,594 was transferred to Capital Account. The unspent balance at the close of the year stood at Rs. 31,92,221.

SINKING FUND

26(2) The position of the Sinking Fund is as shown below :—

Amount of Fund on 1st April 1973	Interest etc. realisation	Sinking Fund Instalments	Withdrawn for payments of loans	Amount of Fund on 31st March 1974
Rs.	Rs.	Rs.	Rs.	Rs.
64,20,182	3,25,515	6,16,367	...	73,62,064

The Sinking Fund on 31st March 1974 amounts to Rs. 73,62,064 of which Rs. 73,62,029 represent the Book Value of Securities and Rs. 35 in cash with the State Bank of India. Valuing the Bombay Improvement Trust and Municipal Debentures at par the market value of the Sinking Fund Investment held on 31st March 1974 comes to Rs. 73,50,254. This together with the amount of interest accrued upto 31st March 1974 viz. Rs. 30,553 and cash with the State Bank of India viz. Rs. 35 brings the total amount of Sinking Fund to Rs. 73,80,842 against Rs. 69,93,980 the amount to which the Sinking Fund should have accumulated upto 31st March 1974. The excess in Sinking Fund Investment Account is thus Rs. 3,86,862.

SLUM CLEARANCE

CAPITAL ACCOUNT

(SUBURBAN SECTION)

26(3). The Opening Deficit Balance on 1st April 1973 was Rs. 58,144. During the year under report the amount of Rs. 40,00,000 was received as loan and the sale proceeds of lands and buildings amounted to Rs. 2,02,548. The total funds available for expenditure were Rs. 41,44,404. The total expenditure amounted to Rs. 17,15,004 and the Deficit in the General Account amounting to Rs. 14,16,482 is transferred to Capital Account. The unspent balance at the close of the year stood at Rs. 10,12,918.

SINKING FUND

26(4) The position of Sinking Fund is as shown below :—

Amount of Fund on 1st April 1973	Interest etc. realisation	Sinking fund Instalments	Withdrawn for payments of loans	Amount of Fund on 31st March 1974
Rs.	Rs.	Rs.	Rs.	Rs.
32,75,854	1,76,348	4,08,858	...	38,61,060

The Sinking Fund as on 31st March 1974 amounts to Rs. 38,61,060 of which Rs. 38,60,984 represent the Book Value of the Securities and Rs. 76 in Cash with the State Bank of India. Valuing the Bombay Municipal and Improvement Trust Debentures at par, the market value of the Sinking Fund Investment held on 31st March 1974 comes to Rs. 38,49,460. This together with the amount of interest accrued upto 31st March 1974 viz. Rs. 10,134 and cash with the State Bank of India viz. Rs. 76 brings the total amount of the Sinking Fund to Rs. 38,59,670 against Rs. 36,48,526 the amount to which the Sinking Fund should have accumulated upto 31st March 1974. The excess in the Sinking Fund Investment Account is thus Rs. 2,11,144.

EDUCATION FUND

27. (i) The following summarises the transactions for the year pertaining to Revenue and the Actuals for the preceding year:—

	1973-74			Actuals for 1972-73
	Budget Estimates	Revised Estimates	Actuals	
	Rs.	Rs.	Rs.	
Opening Balance ...	7,81,000	2,52,353	2,52,353	34,85,444
Income ...	11,50,02,670	11,84,39,564	11,94,98,261	10,06,81,017
Expenditure ...	11,55,73,944	12,13,69,262	12,43,75,227	10,41,54,286
	-5,71,274	-29,29,698	-48,76,966	-34,73,269
Balance ...	+2,09,726	-26,77,345	-46,24,613	+12,175
Decrease in Reservation as shown below:	+27,64,345	47,79,610	+2,40,176
	+2,09,726	87,000	1,54,997	+2,52,353

(ii) Details of reservation of Advances, etc. are—

	Rs.
Decrease— Miscellaneous Advances ...	14,81,758
Add— Decrease in Renewed Grants ...	32,97,852
Net Decrease ...	47,79,610

(iii) The net unhypothecated Surplus Cash Balance on 31st March 1974 was as under:—

Liability		Assets	
	Rs.		Rs.
Miscellaneous Advance ...	81,14,810	Surplus Revenue Fund as per Appendix No. 31.	20,04,997
Less: Estimated Receipts ...	62,64,810		
	18,50,000		
Minimum required by law ...			20,000
Surplus Cash Balance ...			1,34,997
Total ...	20,04,997		20,04,997

(iv) The Loan Liabilities at the beginning and at the end of the year were as under:—

Outstanding Debt on 1st April 1973	Loan raised during the year	Repayment during the year	Outstanding debt on 31st March 1974
Rs.	Rs.	Rs.	Rs.
8,36,00,000	1,10,00,000	55,00,000	8,91,00,000

(v) The position of Sinking Fund is shown below:—

Amount of Fund on 1st April 1973	Interest etc. realised	Sinking Fund instalments	Total	Withdrawal for Payment of Loans	Amount of Fund on 31st March 1974
Rs.	Rs.	Rs.	Rs.	Rs.	Rs.
4,11,99,291	22,66,620	43,49,309	4,78,15,220	55,00,000	4,22,15,220

The value of Securities held in Sinking Fund Account on the basis of Market rates prevailing on 31st March 1974 including accrued interest and cash exceeded the actuarial amount of the Sinking Fund by Rs. 54,94,107 which is held in the Sinking Fund Account.

Income

(vi) The estimated income for the year was Rs. 11,50,02,670 and the Revised Estimates was Rs. 11,84,39,564. The actuals amounted to Rs. 11,94,98,261 resulting in increase of Rs. 44,95,591 on the Budget Estimates and in increase of Rs. 10,58,697 on the Revised Estimates. The rate of Education Cess was continued at 2½ per cent. of rateable value of Buildings and lands the rateable value of each of which is not less than Rs. 300 per annum and 2 per cent. of the rateable value of buildings and lands, the rateable value of each of which is less than Rs. 300 per annum, but not less than Rs. 75 p.a.

Expenditure

(vii) The final sanctioned Grant amounted in the aggregate to Rs. 13,59,64,793 as follows:—

	Rs.
Budget Grants	11,55,73,944
Unexpended Grants for previous years renewed for Expenditure	52,91,438
Additional Grants	1,50,99,411
Final sanctioned grant	13,59,64,793

The transfers from one Budget Grant to another without affecting the total Budget provision of the year amounted to Rs. 6,53,100.

(viii) Against the Final Grant of the year aggregating to Rs. 13,59,64,793 as stated above, the actuals amounted to Rs. 12,43,75,227 leaving an unexpended balance of Rs. 1,15,89,566 at the close of the year, of this a sum of Rs. 19,97,546 is being renewed for expenditure during 1974-75 against Rs. 52,95,398 in 1973-74 balance viz. Rs. 95,92,020 being allowed to lapse as savings.

(ix) The percentage of Establishment cost inclusive of expenditure on Dearness Allowance, Provident Fund, and Pension etc., charges to the total expenditure for 1973-74 as compared with the previous year's percentage is given below:—

	Percentage to the total expenditure during	
	1973-74	1972-73
(1) Establishment Supervisory	66.97	72.84
(2) Labour	7.44	7.93

Loan Funds

(x) The opening balance on 1st April 1973 on account of Loan Funds excluding the Trust Fund was Rs. 36,96,594. The amount of new loan proposed in the Budget for 1973-74 was Rs. 75 lacs. A loan of Rs. 110 lacs was raised during the year. The total Loan Fund available for expenditure during the year thus amounted to Rs. 1,46,96,594.

The expenditure incurred on Loan Works during the year amounted to Rs. 1,52,49,705. The closing debit balance at the end of the year was Rs. 5,53,111 which was met from the advance taken from Surplus monies.

(xi) The following statement contrasts the expenditure on Capital Works with the Budget and revised estimates during the last three years:—

	LOAN AND TRUST FUND			Percentage of actuals to Budget Estimates	Percentage of actuals to Revised Estimates
	Budget Estimates	Revised Estimates	Actuals		
	Rs.	Rs.	Rs.		
1971-72	1,81,45,000	1,68,89,280	76,11,466	42	45
1972-73	2,47,87,300	2,30,69,200	1,39,06,256	56	60
1973-74	3,68,48,150	2,94,74,240	1,52,49,705	41	51

The percentage of actual expenditure to the funds available works out to 103.

(xii) The book value of investments of Sinking Fund as on 31st March 1974 amounted to Rs. 4,23,15,220 made up of Rs. 4,23,14,730 in Securities and Rs. 490 in cash with the State Bank of India, valuing the Municipal Debentures at par, the market value of the Sinking Fund investment held on 31st March 1974 comes to Rs. 4,22,31,482. This together with the amount of interest accrued upto 31st March 1974, viz. Rs. 5,86,224 and cash with the State Bank of India of Rs. 490.00 brings the total amount of Sinking Fund to Rs. 4,23,18,197 and more than covers the amount of Rs. 3,73,24,090 to which the sinking fund should have accumulated upto 31st March 1974. The excess in Sinking Fund Account was Rs. 54,94,107.

(xiii) The total amount invested during the year in Call and Fixed Deposit was Rs. 1,27,06,000 and the average rate of interest on all Deposits was Rs. 5.53 per cent. as against 5.12 per cent. in the preceding year. The interest earned during the year amounted to Rs. 9,62,059 as against Rs. 8,70,293 for 1972-73.

V. C. PARIKH,
Chief Accountant.

APPENDICES

MUNICIPAL ACCOUNT

- No. 1.—General Financial Statistics.
 No. 2.—Statement of Surplus Revenue Fund for 1973-74.
 *No. 3.—Statement showing the Income realised during 1973-74 as compared with estimates for the year as also with the actual for the preceding year.
 *No. 4.—Statement showing the expenditure during 1973-74 as compared with the Final sanctioned grants.
 No. 5.—Balance Sheet (Revenue) as at 31st March 1974. City, Suburbs & Extended Suburbs.
 *No. 6.—Statement of Special Funds for 1973-74.
 No. 7.—Balance Sheet (Capital Funds) as at 31st March 1974. City, Suburbs & Extended Suburbs.
 No. 8.—Block Account, Summary, (including details). City, Suburbs and Extended Suburbs.
 *No. 9.—Statement showing (1) the total amount of Municipal loans raised (2) the expenditure incurred there against and (3) the invested balance of the loans on 31st March 1974.
 No. 10.—Statement showing the actual investment on account of the Sinking Fund of different Municipal Loans upto 31st March 1974 compared with the amounts which should have accumulated upto that date on the basis of the fixed instalments and the sums set aside as Sinking Fund as at 31st March 1974.
 No. 11.—Statement showing outstanding loans due by the Municipality, the interest outstanding on 1st April 1973 on the different loans, the amount payable for the year 1973-74, the amount paid by the State Bank of India and in office during that year and the balances outstanding on 31st March 1974. City, Suburbs & Extended Suburbs.
 *No. 12.—Water Works, Income and Expenditure Account.
 *No. 12A.—Water Works Assets and Liabilities.
 *No. 13.—Markets and Slaughter Houses, Income and Expenditure Account for 1973-74.
 *No. 14.—Municipal Printing Press, Income and Expenditure for the year 1973-74.
 *No. 14A.—Statement of Advance of Accounts for 1973-74.
 *No. 14B.—Statement of Advance Accounts out of Special Funds for 1973-74.
 *No. 14C.—Statement of Deposit Accounts for 1973-74.
 *No. 14D.—Statement of Reserve Stocks Stock Accounts for 1973-74.
 *No. 14E.—Statement of interest accrued but not paid in respect of the Municipal loans outstanding on 31st March 1974.
 No. 15.—Statement of amounts of receipts and expenditure respectively, credited and debited to the Municipal Fund during the year 1973-74 and the balance at the credit of the fund at the close of the year 1973-74 (i. e., 31st March 1974) City, Suburbs & Extended Suburbs.
 *No. 16.—Comparison of Face, Purchase and Market values at 31st March 1974 of the different securities held in the Special Funds
 *No. 16A.—Comparison of Face, Purchase and Market values at 31st March 1974 of the different securities held in the Sinking Funds.
 *No. 16B.—Statement showing the amount of and the object for which the donations held under Public Monuments Maintenance Fund were received from different parties upto 31st March 1974.
 *No. 16C.—Statement showing the amount of and the object for which the endowments held under Endowments Fund were received from different parties upto 31st March 1974.
 *No. 17.—Since deleted.
 *No. 18.—Statement of the Income of the Bombay Municipality from 1961-62 to the close of the financial year 1973-74.
 *No. 19.—Statement of the Expenditure of the Bombay Municipality from 1961-62 to the close of the financial year 1973-74.
 *No. 20.—Contrasted statement of Income and Expenditure from the year 1961-62 to the financial year 1973-74.

IMPROVEMENT SCHEMES ACCOUNT

- *No. 21.—General Financial Statistics.
 No. 22.—General Account for the year 1973-74.
 No. 22A.—Slum Clearance Account City (General Account).
 No. 22B.—Slum Clearance Account Suburban (General Account).
 *No. 23.—General Account for 1973-74—Details of Income.
 *No. 23A.—General Account Slum Clearance (City) for 1973-74 details of Income.
 *No. 23B.—General Account Slum Clearance (Sub.) for 1973-74 details of Income.
 *No. 24.—General Account for 1973-74—Details of Expenditure.
 *No. 24A.—General Account Slum Clearance (City) for 1973-74 details of Expenditure.
 *No. 24B.—General Account Slum Clearance (City) for 1973-74 details of Expenditure.
 No. 25.—Balance sheet (Capital Account) as at 31st March 1974
 No. 25A.—Balance sheet Slum Clearance City.
 No. 25B.—Balance sheet Slum Clearance Suburbs.
 No. 26.—Block Account showing Capital Expenditure upto 31st March 1974.
 No. 26A.—Block Account showing Capital Expenditure upto 31st March 1974—for Slum Clearance City.
 No. 26B.—Block Account showing Capital Expenditure upto 31st March 1974 for Slum Clearance Suburbs & Extended Suburbs.
 *No. 27.—Statement showing scheduled land as specified in the Schedules W to Z annexed to Act XIII of 1933.
 *No. 28.—Statement showing the actual investments on account of the Sinking Fund of different Improvement Trust 31st March 1974.
 *No. 28A.—Statement showing actual investments on account of Sinking Fund for Slum Clearance (City) upto 31st March 1974 compared with the amounts which should have accumulated upto that date on the basis of the fixed instalments and the sums set aside as Sinking Fund, as at 31st March 1974.
 *No. 28B.—Slum Clearance (Suburb) Sinking funds as on 31-3-1974.
 No. 29.—Statement showing outstanding loans of the Bombay Improvement Trust due by the Municipality, the interest outstanding on 1st April 1973 on the different loans, the amount payable for the year 1973-74, the amount paid during the year and the balances outstanding on 31st March 1974.
 No. 29A.—Statement showing outstanding loan of the Slum Clearance Scheme (City) Budget 'B' etc.
 *No. 30.—Comparison of Face, Purchase and Market values at 31st March 1974 of the different securities held in the Sinking Fund.
 *No. 30A.—Comparison of Face, Purchase and Market values at 31st March 1974 of the different securities held in the Sinking Fund Slum Clearance (City).
 No. 30B.—Comparison of Face, Purchase and Market values as on 31st March 1974 of the different securities held in the Sinking Fund Slum Clearance (Suburbs).

EDUCATION FUND

- No. 31.—Revenue Account for the year ended 31st March 1974.
 *No. 32.—Statement showing net Receipts during the year 1973-74 from all sources as contrasted with the original and Revised Budget estimates.
 *No. 33.—Statement showing actual Expenditure as compared with the final sanctioned grants for 1973-74.
 No. 34.—Revenue Account Balance Sheet as at 31st March 1974.
 No. 35.—Capital Fund Balance Sheet as at 31st March 1974.
 *No. 36.—Block Account showing details of Capital Expenditure upto 31st March 1974.
 No. 37.—Statement showing outstanding loan due by the Municipality, the interest outstanding on 1st April 1973 on different loans, the amount payable for the year 1973-74 the amount paid by the State Bank of India and in office during that year and the balances outstanding on 31st March 1974.
 *No. 38.—Statement showing the actual investment on account of the sinking Fund of different Education Loans upto 31st March 1974 compared with the amounts which should have accumulated upto that date on the basis of the fixed instalment and the sums set aside as Sinking Fund as at 31st March 1974.
 *No. 39.—Statement of Advances for 1973-74.
 *No. 39A.—Statement of Deposit Accounts for 1973-74.
 *No. 39B.—Statement of interest accrued but not paid in respect of the Municipal loans outstanding on 31st March 1974.
 No. 40.—Statement showing the amounts of receipts and Expenditure respectively credited and debited on the Education Fund during the year 1973-74 and the balance at the credit of the fund at the close of the year 1973-74. (i. e., 31st March 1974).
 *No. 41.—Comparison of Face, Purchase and Market value at 31st March 1974 of the different securities held in the Sinking Fund
 *No. 41A.—Statement showing the amount of and object for which the endowments held under the Endowment Fund were received from different parties upto 31st March 1974.

APPENDIX No. 1.

General Financial Statistics.

	1969-70.	1970-71.	1971-72.	1972-73.	1973-74.
<i>General</i>					
1. Area of the Greater Bombay ...	444.17 sq. Km.	435.074 sq. Km.	407.51 sq. Km.	437.2258 sq. Km.	437.4359 sq. Km.
2. Population ...	† 41,52,056	* 59,68,546	* 59,68,546	*59,68,546	§ 59,70,575
<i>Rates and Assessments.</i>					
3. Rateable value Rs.	69,60,36,203	78,96,00,898	85,06,52,370	93,83,20,352	98,76,66,793
4. Rateable value per head of population.	Rs. 167-54	Rs. 132-29	Rs. 142-52	Rs. 157-21	Rs. 165-42
5. Properties registered in the Assessment Book	1,99,859	2,06,016	2,02,618	2,07,284	2,22,494
<i>Income.</i>					
	Rs.	Rs.	Rs.	Rs.	Rs.
	at 24 per cent.	at 24 per cent.	at 24 per cent.	at 24 per cent.	at 24 per cent.
6. General Tax ..	15,12,67,406	16,34,34,950	18,08,54,126	18,22,45,094	20,26,54,257
7. Income from other sources ...	30,86,10,177	35,70,14,534	40,22,22,691	42,06,29,398	50,61,29,376
Total Income ...	45,98,77,583	52,04,49,524	58,30,76,817	60,28,74,492	70,87,83,633
8. Incidence of Taxation per head	Rs. 97.20	Rs. 77.73	Rs. 84.76	Rs. 88.88	Rs. 100.73
<i>Loans.</i>					
	Rs.	Rs.	Rs.	Rs.	Rs.
9. Debt outstanding ...	1,09,51,88,864	1,14,34,04,554	1,18,78,63,810	1,30,74,33,299	1,41,73,21,925
10. Redemption and Sinking Funds in hand or invested ...	29,10,12,182	31,67,64,227	33,04,50,236	37,08,77,713	40,73,74,073
11. Net Loan Debt ...	80,41,76,682	82,66,40,327	85,74,18,574	93,65,55,586	1,00,99,47,852
12. Net Debt per head of population ...	Rs. 193.68	Rs. 138.50	Rs. 143.65	Rs. 156.92	Rs. 169.15
<i>Expenditure</i>					
	Rs.	Rs.	Rs.	Rs.	Rs.
13. <i>Water Works—</i>					
Maintenance ...	3,95,15,106	3,92,21,606	3,22,44,889	3,39,34,629	4,59,62,564
Debt Charges ...	5,40,37,968	6,32,33,054	6,32,86,340	6,41,91,171	6,94,41,517
14. Primary Education ...	6,04,45,050	6,66,06,669	6,94,34,560	7,45,35,685	9,25,20,234
15. Medical Relief ...	6,34,61,300	8,00,13,329	8,72,01,960	10,69,69,857	10,89,68,776
16. Other City services ...	20,12,58,538	22,32,56,107	27,98,64,410	30,73,85,807	35,37,84,608
17. Debt Charges—excluding Water Works ...	4,37,80,895	5,34,45,485	5,54,98,706	5,82,52,166	6,19,07,813
Total Expenditure ...	46,24,98,857	52,57,76,250	58,75,30,865	64,52,69,315	73,25,85,512

† As per census 1961.

* As per census 1971. § (As Finally intimated by Dy. Director of census)

APPENDIX No. 2.

(Consolidated)

Revenue Account for the year ended 31st March 1974

Particulars	Total		Particulars.	Total.	
	Rs.	P.		Rs.	P.
To Revenue Expenditure ...	73,25,85,512.41		By Revenue Receipts ...	70,87,63,633.13	
			By Balance being deficit for the year ...	2,38,01,879.28	
	73,25,85,512.41			73,25,85,512.41	
To Contribution towards Improvement Schemes ... during 1974-75:	Rs.	P.	By Surplus Revenue Fund as at 1st April 1973 ...	Rs.	P.
	2,84,31,830.00		By Deficit for the year ...		
To Revenue Expenditure to be incurred in 1974-75 and provided for as renewed grants ...	40,00,000.00				5,66,31,942.15
	3,24,31,830.00		By Contribution towards Improvement Schemes during 1973-74 ...	2,62,71,200.00	
To Balance being Surplus Revenue Fund as at 31st March 1974 as per Appendix No. 5 of Division I	+25,18,19,965.77		By Revenue of previous years reserved for the year 1973-74	3,00,00,000.00	5,62,71,200.00
II	-11,26,08,022.06				
III	-5,87,40,631.56				
	8,04,71,312.15				11,29,03,142.15
	11,29,03,142.15				

Appendix No. 5
(Consolidated)

Revenue Account, Balance Sheet as at 31-3-1974

LIABILITIES	Rs.		Rs.		ASSETS	Rs.		Rs.	
	P.	P.	P.	P.		P.	P.	P.	P.
Outstanding liabilities					Deposit in G. P. Notes with S. B. I.				
Cash Bill outstanding					Div. I			20,20,000.00	
Budget 'A' Div. I ..	2,94,342.12				Cash at Bank—				
" II ..	91,877.31				Div. I	69,34,500.33			
" III ..	4,98,350.56		8,84,569.99		Div. II Credit	-30,462.10			
Cheques payable A/c.					Div. III Credit	-7,33,825.03		31,56,663.15	
Budget 'A' Div. I ..	90,72,662.82				Cash in Office—				
" II ..	35,29,079.04				Div. I	2,75,23,206.81			
" III ..	11,60,696.57				Div. II	1,01,21,110.59			
Stores purchase outstanding A/c.			1,37,62,438.43		Div. III	36,16,875.71			
Stock Adjustment A/c.			26,95,412.58		Municipal Loans-Interest Warrant payable Account				4,12,61,193.11
Outstanding charges for 1973-74 and previous years			1,18,421.08		Budget 'A' Div. I ..	47,616.07			
Budget 'A' Div. I ..	30,00,000.00				" II ..	10,422.75			
" II ..	5,00,000.00				" III ..	11,455.00			69,493.82
" III ..	5,00,000.00		40,00,000.00		B.I.T. Loans Interest Warrant payable Account				6,173.55
Outstanding charges in respect of interest Accrued but not paid					Interest on B.I.T. Loans payable Account				760.00
Budget 'A' Div. I ..	1,34,38,046.44				Current Account with State Bank of India for payment of Interest on Suburban Loans				
" II ..	41,03,046.50				Budget 'A' Div. II ..	2,32,703.26			
" III ..	22,62,207.66		1,98,03,300.60		" III ..	5,95,395.62			8,28,098.88
Contribution to Budget 'B' 1974-75.					Current Account with State Bank of India for repayment payable A/c.				10,500.00
Budget 'A' Div. I ..	1,63,40,960.00				Contribution Receivable from Budget 'E'				85,07,803.20
" II ..	80,89,260.00				Interest Receivable Account				24,75,000.00
" III ..	40,01,610.00		2,84,31,830.00		Due for Stores Sold				1,74,56,390.20
Deposit in Cash and Public Securities from contractors and Private Parties					Advances Recoverable Account				
Budget 'A' Div. I ..	14,91,57,110.36				Budget 'A' Div. I ..	6,36,75,130.59			
" II ..	7,50,37,312.6				" II ..	90,94,697.24			
" III ..	3,03,83,638.67		27,45,78,111.63		" III ..	13,75,553.8			7,41,45,386.63
Total outstanding Liabilities ..			34,42,74,034.31		Capital Stores purchase A/c.				9,43,752.45
					Reserve Stores purchase A/c.				1,50,249.87
					General Stores stock Project				26,342.67
					Capital stores stock Project				1,58,79,222.97
					Deposit in Securities from public with State Bank of India				
					Budget 'A' Div. I ..	68,11,700.00			
					" II ..	9,36,840.12			
					" III ..	4,11,050.00			
					In Office.				81,59,593.12
					Budget 'A' Div. I ..	1,37,600.00			
					" II ..	3,71,700.00			
					" III ..	4,27,940.00			
					Investment in Securities fixed				9,37,240.00
					Deposit Call & current A/c.				16,80,02,810.55
					Investment of Surplus Money in Public Securities				38,013.14
					State Bank of India Water & Sewerage Fund Account				2,00,000.00
					Total assets against outstanding liabilities				34,42,74,084.31
Total C. F. ...			34,42,74,034.31		Total C. F.				34,42,74,084.31

Appendix No. 5—Contd.

(Consolidated)

LIABILITIES		ASSETS	
Rs.	P.	Rs.	P.
Total B.O. ...		34,42,74,034.31	
Special Fund Account.		Investment of Special Fund in advance for purchase of Plant and Machinery.	
Municipal Fire and Accident Insurance Fund A/c. ...		35,63,421.65	
Net Premia Fund Account ...		45,70,321.33	
Provident Fund Account ...		28,09,71,899.03	
Plant and Machinery Depreciation Fund Account ...		33,07,316.17	
Hospital Fund Account			
Budget 'A' Div. I ...	20,14,383.7		
" II ...	1,41,691.87		
" III ...	94,500.00		
		22,50,575.59	
K. E. M. Hospital G. S. M. College Equipment Fund A/c. ...		1,80,971.04	
C. S. M. College K. E. M. Hospital Research Fund A/c. ...		82,353.23	
Fidelity Guarantee Insurance Fund A/c. ...		5,35,278.36	
Motor Vehicles (Third party) Insurance Fund A/c. ...		12,80,773.85	
Land R. A. Fund Account ...		1,07,03,749.87	
Pension Fund Account ...		16,10,29,350.13	
Gratuity Fund Account ...		1,31,94,404.71	
Public Monument Maintenance Fund Account			
Budget 'A' Div. I ...	1,22,912.4		
" II ...	16,317.94		
		1,39,230.3	
Endowment Fund Account ...		13,79,717.14	
Water Main Depreciation Fund Account Div. II		1,00,575.86	
Secondary Schools Committee Gymnasium Fund A/c. Div. I.		6,695.43	
Total Special Fund A/c. ...		48,32,56,635.81	
Surplus Revenue Fund A/c. Budget 'A' Div. I ...	25,18,19,965.7		
Deficit " " II ...	11,26,03,022.0		
Deficit " " III ...	5,87,06,311.5		
		8,04,71,312.15	
Total C.F. ...		90,80,02,032.27	
		Total B.O. ...	
		34,42,74,084.31	
		Investment of Special Fund in advance for purchase of Plant and Machinery.	
		Advance from Plant & Machinery Depreciation Fund for levelling and Matalling etc. ...	
		Advance from Net Premia Fund for purchase of Plant and Machinery to Municipal Printing Press ...	
		Municipal Fire & Accident Insurance Fund	
		Plant and Machinery depreciation Fund	
		Net Premia Fund	
		K. E. M. Hospital G. S. M. College Research Fund	
		Hospital Fund	
		Land R. A. Fund	
		G. S. M. College K. E. M. Hospital Equipment Fund	
		Motor Vehicles (Third party) Ins. Fund.	
		Investment of Special Fund in Securities.	
		Provident Fund	
		Fidelity Guarantee Ins. Fund	
		Motor Vehicles (Third party) Ins. Fund	
		Endowment Fund	
		Public Monument Maintenance Fund	
		Budget 'A' Div. I ...	
		" II ...	
		Hospital Fund	
		Budget 'A' Div. II ...	
		" III ...	
		Water Main Depreciation Fund Div. II ...	
		Secondary Schools Committee Gymnasium Fund Div. II ...	
		Investment of Special Funds in Fixed Deposit and Cash etc.	
		Municipal Fire and Accident Insurance Fund	
		Net Premia Fund	
		Provident Fund	
		Plant & Machinery Depreciation Fund	
		Hospital Fund	
		Budget 'A' Div. I ...	
		" II ...	
		Total C.F. ...	
		30,59,99,319.98	
		Total C.F. ...	
		34,42,74,034.31	

Appendix No. 5—Concl'd.
(Consolidated)

LIABILITIES	Rs.		P.		ASSETS	Rs.		P.	
	Rs.	P.	Rs.	P.		Rs.	P.	Rs.	P.
Total B.O....			90,80,02,032.27		Total .O. ...			34,42,74,084.31	
					Total B.O.			30,59,99,319.98	
					K. E. M. Hospital G. S. M.			1,76,275.36	
					College Equipment Fund ..			23,030.10	
					G. S. M. College K. E. M.			78.36	
					Hospital Research Fund ..			27,82,810.99	
					Fidelity Guarantee Insurance			50,000.00	
					Fund Land R. A. Fund ..			16,10,29,350.13	
					Motor Vehicle (Third party)			1,31,94,404.71	
					Insurance Fund ..			1,112.15	
					Pension Fund ..		92.00		
					Gratuity Fund ..		17.94		
					Endowment Fund ..				
					Public Monument Maintenance				
					Fund.				
					Budget 'A' Div. I ..				
					" II ..				
					Water Main Depreciation Fund ..			109.94	
					Div.—II			75.06	
					Secondary Schools Committee			69.03	
					Gymnasium Fund Div. II ..				
					Total Investment Special Fund			48,32,56,635.81	
					Investment of Surplus Revenue				
					Fund				
					Stock—(Appendix 14 D)			1,61,58,575.65	
					Plant & Machinery Purchased				
					out of S.C.B.				
					Budget 'A' Div. I ..	23,51,189.96			
					" II ..	25,077.82			
					" III ..	11,576.33			
					Advances out of S.C.B.			23,87,844.11	
					Budget 'A' Div. I ..	3,50,16,997.13			
					" II ..	1,91,79,097.35			
					" III ..	75,23,397.71			
					Investment in & Current A/ ..			6,17,19,492.19	
								2,05,400.20	
					Total Surplus Revenue Fund ..			8,04,71,312.15	
Grand Total...			90,80,02,032.27		Grand Total ..			90,80,02,032.27	

APPENDIX No. 7.
(CITY)

Capital Fund Balance Sheet as at 31st March 1974

LIABILITIES.	Rs. P.		Rs. P.		ASSETS.	Rs. P.	
Loans Outstanding :-					Block Account :-		
Due to Government (Vide details as shown in Appendix No. (11))	6,20,66,225.06				Loan Funds--		
Due to Public-- (Vide details as shown in Appendix No. (11))	96,21,08,500.00				Property and Assets at original cost per Appendix No. 8	Rs. P. 1,59,16,32,622 59	
Advances from Special Funds-- (Vide details as shown in Appendix No. (11))	1,64,47,200.74				Deduct-- Subventions granted for the conversions of privies into water closets, shown below	14,67,563 00	
			1,04,06,21,925.80			1,59,01,65,059 59	
Trust Fund Account--		Rs. P.					
Donation from-- The Trustees of the late Justice Badruddin Tyabji Memorial Fund for the construction of Orchard House at Victoria Garden ...		1,694 50			Add-- Subventions granted for the conversion of privies into water closets Rs. 22,97,055.00		
Donation from-- Reserve Bank of India for construction of a ward 38/40 beds for accommodating their Sick employ- ees in K. E. M. Hospital ...		48,417 39			Deduct-- Expenditure written off Rs. 8,29,492.00	14,67,563 00	1,59,16,32,622 59
Amount received from Central Government for Isola- tion Hospital ...		1,25,000 00			Trust Fund--		
			1,75,111.89		Expenditure as per Appendix No. 8	79,96,989 47	
Grant-in-Aid from Government ...			6,50,00,000.00		Worn out Water Mains Renewal Fund--		
Surplus--					Expenditure as per Appendix No. 8	9,64,525 91	
CAPITAL ASSETS AT ORIGINAL COST OVER LIABILITIES--					Municipal Land and Buildings Fund--		
Sinking Fund on Loans ...	30,63,02,346.66				Land purchased and Buildings erected as per Appendix No. 8	43,83,043 42	
Contributions from Special Funds ...	8,03,171.02				Investments--		
Do. Revenue for Loan Works Establishment	17,869.98				Sinking Fund--		
Do. G I. P. Railway ...	3,74,000.00				As per Appendix No. 10	(a) 30,63,02,346 66	
Do. Port Trust ...	1,56,500.00				Loan and Trust Funds--		
Do. Government for Schools ...	5,00,000.00				Amount reserved for capital stores	2,21,85,646 91	
Do. Government for widening the Love Grove Bridge ...	91,234.00				Amount Advanced to B.E.S. & T. Undertaking	5,01,44,608 00	
Do. Worn-out Water Mains Renewal Fund	9,64,525.91				In fixed deposits	1,09,40,600 00	
Do. Land and Buildings Fund	43,03,043.42				In cash	47 57	
Do. Development Fund ...	1,34,32,075.48					Z	1,09,41,647 57
Do. Revenue towards Bai Jerbai Wadia Hospital for Children ...	7,00,000.00						
Do. Trust Fund ...	79,96,989.47						
Do. Trustees Gokuldas Tejpal Charities	18,123.64						
Grant in aid from Government for widening the Road in Colaba division ...	12,975.87						
Loan Redemption Fund Rs. 60,26,64,029.45							
Less-- Assets written off Rs. 4,96,63,492.06							
	55,30,00,537.39		88,86,73,392.84				
Grand Total ...			1,99,44,70,430.53				1,99,44,70,430 53

(a) For Face, Purchase and Market Values of Securities held in the Sinking Funds please see Appendix No. 16A--
z The amount represents the balance on account of Trust Funds and Loan Funds.

APPENDIX No. 7

(Suburbs)

Capital Fund Balance Sheet as at 31st March 1974.

LIABILITIES.				ASSETS.				
	Rs.	P.	Rs.	P.	Rs.	P.	Rs.	P.
Loans Outstanding—					Block Account—			
Due to Government—					Loan funds—			
Due to Public—	24,26,50,000.00		24,26,50,000	00	Property and Assets at original cost as per Appendix No. 8	30,83,83,465	37	*30,83,83,465 37
<i>Vide details as shown in Appendix No. 11).</i> ...					Trust Fund—			
Surplus—					Expenditure as per Appendix No. 8			... 3,27,408 00
Capital Assets at original cost over Liabilities—					Sinking Fund—			
Sinking Fund on Loans	7,54,50,202	69			As per Appendix No 10			... 7,54,50,202 69
Contribution from Trust Fund	4,25,215	69			Loan and Trust Funds—			
Contribution from Government	... 89,92,515	25			In Paper Deposit	20,00,600	00	
Contribution from Budget A Div. I	... 3,00,000	00			In fixed deposits	50,00,000	00	
Loan Redemption Fund	6,41,66,983	48			In Cash		22 58	** 70,00,622 58
Less—								
Assets written off	8,23,218	47						
	6,33,43,765	01	14,85,11,698	64				
Grand Total ...			39,11,61,698	64	Grand Total ...			39,11,61,698 64

* Includes, an advance of Rs. 64,05,485.63 for purchase of plant and machinery.

** The amount represents the balance on a/c of Trust Fund and Loan Fund out of which Trust Fund Balance is Rs. 97,807.69

APPENDIX No. 7.

(EXTENDED SUBURBS)

Capital Fund Balance Sheet as at 31st March 1974.

LIABILITIES.		ASSETS.		
	Rs.	P.	Rs.	P.
Loans Outstanding—				
Due to Government		
Due to Public (Appendix No. 11) ...	13,40,50,000.00			
Surplus—				
Capital Assets at original cost over Liabilities				
Sinking Fund on Loan	2,56,21,522.67			... 2,56,21,522.67
(Appendix No. 10)				
Loan Redemption Fund	1,02,00,000.00			
Contribution from Government	... 35,00,000.00			
		3,93,21,522.67		
Total ...		17,33,71,522.67		Total ... 17,33,71,522.67

* Includes an advance of Rs. 3,92,907.92 given for purchase of Plant and Machinery.

APPENDIX No. 8.
(CITY)
SUMMARY

	Capital Expenditure upto 31st March 1973.	Expenditure During 1973-74.	Total Capital Expenditure upto 31st March 1974.
		Out of Loan Funds.	
	Rs.	Rs.	Rs.
(1) Loan Funds			
I.—General supervision, Collec- tion of Revenue, etc. ...	1,93,46,453	15,51,587	2,08,98,040
II.—Water Works ...	87,63,13,067	7,73,41,105	95,36,54,172
III.—Education, Primary ...	27,98,012	...	27,98,012
IV.—Free Reading Rooms, libraries and Municipal High Schools	3,24,515	23,288	3,47,803
V.—Public Health Department ...	1,41,93,680	1,82,330	1,43,76,010
VI.—Medical Relief and Education.	7,75,76,784	86,47,344	8,62,24,128
VII.—Street, Cleansing and Conser- vancy Road Watering and Halalkhore Service ...	7,03,58,292	32,98,223	7,36,56,515
VIII.—Roads, Drains and Sewers ...	20,20,20,480	1,77,88,426	21,98,08,906
IX.—Mechanical ...	37,11,597	...	37,11,597
X.—Buildings, Land Acquisition and Management ...	9,00,14,074	81,72,072	9,81,86,146
XI.—Fire Brigade ...	43,30,837	11,94,274	55,25,111
XIII.—Gardens and Open Spaces ...	1,19,10,874	46,56,785	1,65,67,659
XIV.—Markets and Slaughter Houses	5,84,35,886	40,54,866	6,24,90,752
XV.—Slum Service ...	50,75,492	...	50,75,492
XVI.—Measures for Civil Defence...	1,87,148	...	1,87,148
XVII.—Greater Bombay ...	2,81,069	...	2,81,069
XVIII.—Industrial Estates ...	92,34,984	3,57,289	95,92,273
Discount and other charges on Loans	17,48,765	...	17,48,765
Plant and Machinery ...	1,70,82,860	Cr. 5,79,835	1,65,03,025
(1) Loan Funds—Total.	1,46,49,44,869	* 12,66,87,574	1,59,16,32,623
(2) Trust Fund			
Works executed ...	79,96,989	...	79,96,989
(3) Worn out Water Mains Renewal Fund			
Works executed ...	9,64,526	...	9,64,526
(4) Land and Buildings Fund			
Lands purchased and buildings erected ...	43,03,044	...	43,03,044
Grand Total.	1,47,82,09,428	12,66,87,574	1,60,48,97,182

* This figure shows total expenditure during the year after deduction of Rs. 46,55,020 on account of Assets written off during the year.

Note—Figure as per para 10 is	Rs. 13,13,42,774
Less—Figure as per appendix 8 assets written off during the year which is not deducted in para 10 of Annual A/c.	12,66,87,754
	<u>46,55,020</u>

APPENDIX No. 8

(Suburbs)

SUMMARY

	Total Capital expenditure upto 31st March 1973.		Expenditure during 1973-74.		Total Capital expenditure upto 31st March 1974.	
	Rs.	P.	Rs.	P.	Rs.	P.
(1) Loan Funds.						
I.—General Supervision, Collection of Revenue, etc. ...	34,31,207.62		5,29,359.28		39,60,566.90	
II.—Water Works ...	4,10,95,302.78		32,88,521.13		4,43,83,823.91	
III.—Education Primary ...	1,24,023.59		...		1,24,023.59	
IV.—Free Reading Rooms, Library etc. ...	67,040.20		...		67,040.20	
V.—Public Health Department ...	8,82,477.05		1,42,391.62		10,24,868.67	
VI.—Medical Relief and Education ...	1,44,72,650.59		20,02,994.35		1,64,75,644.94	
VII.—Street Cleansing and Conservancy, etc. ...	5,49,27,749.40		39,30,155.93		5,88,57,905.33	
VIII.—Roads, S. W. Drains and Public Lighting ...	11,67,06,509.80		1,50,68,114.62		13,17,74,624.42	
IX.—Mechanical ...	50,501.36		...		50,501.36	
X.—Buildings, Land Acquisition and Management ...	1,53,26,353.31		1,35,73,938.33		2,89,00,291.64	
XI.—Fire Brigade ...	15,13,699.06		...		15,13,699.06	
XIII.—Gardens and Open Spaces ...	26,85,716.06		1,23,860.28		28,09,576.34	
XIV.—Markets and Slaughter Houses ...	40,86,779.37		17,17,070.38		58,03,849.75	
XV.—Slum service and Village Amenities ...	39,34,243.22		1,937.74		39,36,180.96	
XVI.—Industrial Estates ...	80.00		...		80.00	
Suspense Account ...	22,49,998.35		45,304.32		22,95,302.67	
Plant and Machinery ...	57,91,017.98		6,14,467.65		64,05,485.63	
Discount and other charges on Loans	
(1) Loan Funds—Total ...	26,73,45,349.74		4,10,38,115.63		30,83,83,465.37	
(2) Trust Fund						
Works Executed ...	3,27,408.00		...		3,27,408.00	
Grand Total ...	26,76,72,757.74		4,10,38,115.63		30,87,10,873.37	

APPENDIX No. 3
(EXTENDED SUBURBS)
SUMMARY

	Total Capital Expenditure upto 31st March 1973		Expenditure during 1973-74		Total Capital Expenditure upto 31st March 1974.	
	Rs.	P.	Rs.	P.	Rs.	P.
Loan Funds.						
I.—General Supervision, Collection of Revenue, etc. ...	30,55,123.12		4,52,422.95		35,07,546.07	
II.—Water Works ...	2,00,11,279.46		45,68,821.04		2,45,80,100.50	
V.—Public Health Department ...	9,62,309.25		29,959.44		9,92,268.69	
VI.—Medical Relief and Education ...	68,20,064.77		24,11,023.17		92,31,087.94	
VII.—Street Cleansing and Conservancy etc. ...	2,62,98,356.53		65,70,636.19		3,28,68,992.72	
VIII.—Roads, S. W. Drains and Public Lighting ...	5,42,34,063.83		73,81,858.28		6,16,15,922.11	
IX.—Mechanical ...	17,075.00		...		17,075.00	
X.—Buildings, Land Acquisition and Management ...	39,72,808.43		22,84,543.49		62,57,351.92	
XI.—Fire Brigade ...	1,64,867.15		9,08,080.82		10,72,947.97	
XIII.—Gardens and Open Spaces ...	9,35,453.59		1,25,595.42		10,61,049.01	
XIV.—Markets and Slaughter Houses ...	14,65,120.73		2,85,601.19		17,50,721.92	
XV.—Slum Service and Village Amenities ...	11,42,166.81		...		11,42,166.81	
Plant and Machinery ...	3,42,294.00		50,613.92		3,92,907.92	
Discount and other charges on Loans ...	45,222.50		...		45,222.50	
Grand Total ...	11,94,66,205.17		2,50,69,155.91		14,45,35,361.08	

Statement showing Outstanding Loans due by the Municipal Corporation the interest outstanding on 1st State Bank of India, and in Office during that year

Serial No.	Particulars of Loans.	Rate of Interest per Annum	Balance due on 1st April 1973.		Amount raised in 1973-74.		Total.		Amount re-paid in 1973-74	
			Rs.	Ps.	Rs.	Ps.	Rs.	Ps.	Rs.	Ps.
Loans raised from Government										
1	Rs. 100 Lakhs Loan (1953-54) ..	4½%	34,16,990.97	34,16,990.97	..	5,11,922.88	..
2	Rs. 100 Lakhs Loan (1953-54) ..	4½%	34,16,990.97	34,16,990.97	..	5,11,922.88	..
3	Rs. 100 Lakhs Loan (1954-55) ..	4½%	39,08,044.03	39,08,044.03	..	4,91,053.13	..
4	Rs. 100 Lakhs Loan (1954-55) ..	4½%	39,08,044.03	39,08,044.03	..	4,91,053.13	..
5	Rs. 100 Lakhs Loan (1955-56) ..	4½%	43,79,078.28	43,79,078.28	..	4,71,034.17	..
6	Rs. 100 Lakhs Loan (1955-56) ..	4½%	43,79,078.28	43,79,078.28	..	4,71,034.17	..
7	Rs. 50 Lakhs Loan (1955-56) ..	4½%	21,89,536.19	21,89,536.19	..	2,35,517.33	..
8	Rs. 3,96,52,000 Loan 1973-74 ..	6½%	3,96,52,000.00	..	3,96,52,000.00
Total Loans raised from Government ..			2,55,97,762.75	..	3,96,52,000.00	..	6,52,49,762.75	..	31,83,537.69	..
Loans raised from Public										
1	Rs. 70 Lakhs Loan for reduplication of main and other Auxiliary Works ..	4 %	20,60,000.00	20,60,000.00
2	Rs. 75 Lakhs Loan (1947-48) ..	3½%	75,00,000.00	75,00,000.00
3	Rs. 1.25 Crores Loan (1949-50) ..	3½%	88,14,500.00	88,14,500.00
4	Rs. 55 Lakhs Loan (1961-62) ..	4½%	55,00,000.00	55,00,000.00	..	55,00,000.00	..
5	Rs. 200 Lakhs Loan (1962-63) ..	4½%	2,00,00,000.00	2,00,00,000.00
6	Rs. 165 Lakhs Loan (1963-64) ..	4½%	1,65,00,000.00	1,65,00,000.00
7	Rs. 220 Lakhs Loan (1964-65) ..	5%	2,20,00,000.00	2,20,00,000.00
8	Rs. 250 Lakhs Loan (1965-66) ..	5½%	2,50,00,000.00	2,50,00,000.00
9	Rs. 250 Lakhs Loan (1966-67) ..	5½%	2,50,00,000.00	2,50,00,000.00
10	Rs. 400 Lakhs Loan (1967-68) ..	6 %	2,90,95,000.00	2,90,95,000.00
11	Rs. 200 Lakhs Loan (1967-68) ..	7 %	2,00,00,000.00	2,00,00,000.00
12	Rs. 400 Lakhs Loan (1968-69) ..	6 %	4,40,00,000.00	4,40,00,000.00
13	Rs. 300 Lakhs Loan (1968-69) ..	7 %	3,00,00,000.00	3,00,00,000.00
14	Rs. 550 Lakhs Loan (1969-70) ..	6 %	6,15,98,000.00	6,15,98,000.00
15	Rs. 600 Lakhs Loan (1969-70) ..	7 %	6,00,00,000.00	6,00,00,000.00
16	Rs. 100 Lakhs Loan (1970-71) ..	6 %	1,15,41,000.00	1,15,41,000.00
17	Rs. 370 Lakhs Loan (1971-72) ..	6 %	4,07,00,000.00	4,07,00,000.00
18	Rs. 260 Lakhs Loan (1972-73) ..	6 %	2,86,00,000.00	2,86,00,000.00
19	Rs. 400 Lakhs Loan (1973-74) ..	6 %	4,40,00,000.00	..	4,40,00,000.00
Total Loans raised from Public			45,79,03,500.00	..	4,40,00,000.00	..	50,19,08,500.00	..	55,00,000.00	..

No. 11 City

April 1973 on the different Loans, the amount payable for the year 1973-74, the amount paid by the and the balances outstanding on 31st March 1974.

Balance due on 31st March 1974.		Interest outstanding on 1st April 1973		Interest payable in 1973-74.		Total interest due		Deduct—Int. rest paid by the State Bank of India and in Office.		Outstanding balance on 31st March 1974.	
8		9		10		11		12		13	
P.	P.	Rs.	P.	Rs.	P.	Rs.	P.	Rs.	P.	Rs.	P.
				1,45,222.12		1,45,222.12		1,45,222.12			
29,05,068.07		..		1,45,222.12		1,45,222.12		1,45,222.12		..	
29,05,69.09		..		1,66,091.87		1,66,091.87		1,66,091.87		..	
34,16,990.90		..		1,66,091.87		1,66,091.87		1,66,091.87		..	
34,16,990.90		..		1,86,110.83		1,86,110.83		1,86,110.83		..	
39,08,044.11		..		1,86,110.83		1,86,110.83		1,86,110.83		..	
39,08,044.11		..		93,055.29		93,055.29		93,055.29		..	
19,4,018.86		
3,95,52,000.00		
6,20,66,225.06		..		10,87,904.93		10,87,904.93		10,87,904.93		..	
20,60,000.00		11,062.89		82,402.00		9,464.89		83,787.00		9,675.89	2.00*
75,00,000.00		946.84		2,43,757.00		2,44,703.84		2,38,476.79		6,220.05	7.00*
88,14,500.00		34,823.74		2,86,472.00		3,21,295.74		2,76,480.82		44,813.92	100*
..		..		2,33,752.00		2,33,752.00		1,29,211.81		1,04,541.1*	23,331.25
200,00,000.00		2,493.75		9,50,003.00		9,52,496.75		9,23,625.00		3.00*	
1,65,00,000.00		3,705.71		7,83,754.00		7,87,459.71		7,83,773.68		3,682.03	4.00*
2,20,00,000.00		27,569.00		11,00,004.00		11,27,573.00		11,01,806.50		25,762.50	4.00*
2,50,00,000.00		12,906.50		14,37,505.00		14,50,411.50		14,50,293.75		112.75	5.00*
2,50,00,000.00		1,235.25		14,37,500.00		14,38,736.25		11,50,905.61		2,87,830.64	+ .61
2,90,95,000.00		6,660.00		17,45,700.00		17,52,350.00		17,51,130.00		1,230.00	
2,00,00,000.00		..		14,00,000.00		14,00,000.00		14,00,000.00		..	
4,40,00,000.00		33,705.00		26,40,001.00		26,73,706.00		26,36,805.00		36,900.00	1.00*
3,00,00,000.00		..		21,00,000.00		21,00,000.00		21,00,000.00		..	
6,15,98,000.00		11,310.00		36,95,880.00		37,07,190.00		36,63,795.00		43,395.00	
6,00,00,000.00		..		42,00,000.00		42,00,000.00		42,00,000.00		..	
1,15,41,000.00		2,250.00		6,92,460.00		6,94,710.00		6,94,710.00		..	
4,07,00,000.00		750.00		24,42,000.00		24,42,750.00		24,16,507.00		26,243.00	20,100.00
2,86,00,000.00		..		39,00,000.00		39,00,000.00		16,95,900.00		21,84,000.00*	
4,40,00,000.00		..		19,50,000.00		19,50,000.00		..		19,50,000.00*	— .61
49,64,08,500.00		1,49,419.68		3,13,21,190.00		3,14,70,609.68		2,66,96,745.46		5,35,297.64	42,38,566.58*

* Amount of Rs. 21,84,000 saving under 6% Rs. 260 Lakhs Loan 1972-73 and Rs. 2,16,000 out of Rs. 19,50,000 saving under Rs. 400 Lakhs Loan 1973-74 have been utilised for meeting interest expenditure of 6% Rs. 400 Lakhs internal Loan 1972-73.

Appendix

Serna No.	Particulars of Loans and Advances	Rate of Interest. p. r. Annum	Balance due on 1st April 1973.		Amount raised in 1973-74.		Total.		Amount re-paid 1973-74.	
			Rs.	P.	Rs.	P.	Rs.	P.	Rs.	P.
	Loans raised from Internal									
1	Rs. 10 Lakhs Loan for the conversion of Storm Water Reservoir at Clerk Road into Public Park (1920)	5 %	10,00,000	00	10,00,000	00
2	Rs. 20 Lakhs Loan (1943-44)	3½%	20,00,000	00	20,00,000	00	20,00,000	00
3	Rs. 22 Lakhs Loan (1944-45)	3½%	22,00,000	00	22,00,000	00
4	Rs. 25 Lakhs Loan (1945-46)	3½%	25,00,000	00	25,00,000	00
5	Rs. 54 Lakhs Loan (1946-47)	3 %	54,00,000	00	54,00,000	00
6	Rs. 61 Lakhs Loan (1948-49)	3 %	61,00,000	00	61,00,000	00
7	Rs. 80 Lakhs Loan (1950-51)	3½%	80,00,000	00	80,00,000	00
8	Rs. 85 Lakhs Loan (1953-54)	4 %	85,00,000	00	85,00,000	00	85,00,000	00
9	Rs. 50 Lakhs Loan (1953-54)	4 %	50,00,000	00	50,00,000	00	50,00,000	00
10	Rs. 70 Lakhs Loan (1954-55)	4 %	70,00,000	00	70,00,000	00
11	Rs. 130 Lakhs Loan (1956-57)	4 %	1,30,00,000	00	1,30,00,000	00
12	Rs. 100 Lakhs Loan (1957-58)	4½%	1,00,00,000	00	1,00,00,000	00
13	Rs. 100 Lakhs Loan (1958-59)	4½%	1,00,00,000	00	1,00,00,000	00
14	Rs. 170 Lakhs Loan (1960-61)	4½%	1,70,00,000	00	1,70,00,000	00
15	Rs. 225 Lakhs Loan (1961-62)	4½%	2,25,00,000	00	2,25,00,000	00
16	Rs. 150 Lakhs Loan (1962-63)	4½%	1,50,00,000	00	1,50,00,000	00
17	Rs. 235 Lakhs Loan (1963-64)	4½%	2,35,00,000	00	2,35,00,000	00
18	Rs. 100 Lakhs Loan (1964-65)	4½%	1,00,00,000	00	1,00,00,000	00
19	Rs. 300 Lakhs Loan (1965-66)	6 %	3,00,00,000	00	3,00,00,000	00
20	Rs. 200 Lakhs Loan (1965-66)	6 %	2,00,00,000	00	2,00,00,000	00
21	Rs. 400 Lakhs Loan (1966-67)	6 %	4,00,00,000	00	4,00,00,000	00
22	Rs. 250 Lakhs Loan (1966-67)	6 %	2,50,00,000	00	2,50,00,000	00
23	Rs. 800 Lakhs Loan (1967-68)	6 %	8,00,00,000	00	8,00,00,000	00
24	Rs. 325 Lakhs Loan (1968-69)	6 %	3,25,00,000	00	3,25,00,000	00
25	Rs. 200 Lakhs Loan (1972-73)	6 %	2,00,00,000	00	2,00,00,000	00
26	Rs. 400 Lakhs Loan (1972-73)	6 %	4,00,00,000	00	4,00,00,000	00
26	Rs. 250 Lakhs Loan (1973-74)	6 %	2,50,00,000	00	2,50,00,000	00
	Total Loans raised from Internal	..	45,62,00,000	00	2,50,00,000	00	48,12,00,000	00	1,55,00,000	00
	Total Loans raised from Public	..	45,79,08,500	00	4,40,00,000	00	50,19,08,500	00	55,00,000	00
	Total from Public and Internal	..	91,41,08,500	00	6,90,00,000	00	98,31,08,500	00	2,10,00,000	00
	Advances from different Funds for purchase of Plant and Machinery									
1	Advance of Rs. 4,47,150.72 from Net Premium Fund 1968-69	6 %	1,00,143	25	1,00,143	25	1,00,143	25
	Total Pl. & Mach.	..	1,00,143	25	1,00,143	25	1,00,143	25

No. 11 City—(Contd.)

Balance due on 31st March 1974.		Interest outstanding on 1st April 1973.		Interest payable in 1973-74.		Total Interest due.		Deduct-Interest paid by the State Bank of India and in Office		Out standing Balance on 31st March 1974.	
8		9		10		11		12		13	
Rs.	Ps.	Rs.	Ps.	Rs.	Ps.	Rs.	Ps.	Rs.	Ps.	Rs.	Ps.
10,00,000	00	50,000	00	50,000	00	50,000	00
...	70,000	00	70,000	00	64,166	67	5,833	33*
22,00,000	00	77,000	00	77,000	00	77,000	00
25,00,000	00	87,500	00	87,500	00	87,500	00
54,00,000	00	1,62,004	00	1,62,004	00	1,62,000	00	4	00*
61,00,000	00	1,83,000	00	1,83,000	00	1,83,000	00
80,00,000	00	2,60,003	00	2,60,003	00	2,60,000	00	3	00*
...	3,40,000	00	3,40,000	00	1,41,656	69	1,98,333	31*
...	2,00,000	00	2,00,000	00	83,333	31	1,16,666	69*
70,00,000	00	2,80,000	00	2,80,000	00	2,80,000	00
1,30,00,000	00	5,20,000	00	5,20,000	00	5,20,000	00
1,00,00,000	00	4,25,000	00	4,25,000	00	4,25,000	00
1,00,00,000	00	4,25,000	00	4,25,000	00	4,25,000	00
1,70,00,000	00	7,22,502	00	7,22,502	00	7,22,500	00	2	00*
2,25,00,000	00	9,56,254	00	9,56,254	00	9,56,250	00	4	00*
1,50,00,000	00	6,75,000	00	6,75,000	00	6,75,000	00
2,35,00,000	00	11,16,254	00	11,16,254	00	11,16,250	00	4	00*
1,00,00,000	00	4,75,002	00	4,75,002	00	4,75,000	00	2	00*
3,00,00,000	00	18,00,002	00	18,00,002	00	18,00,000	00	2	00*
2,00,00,000	00	12,00,002	00	12,00,002	00	12,00,000	00	2	00*
4,00,00,000	00	24,00,002	00	24,00,002	00	24,00,000	00	2	00*
2,50,00,000	00	15,00,002	00	15,00,002	00	15,00,000	00	2	00*
8,00,00,000	00	48,00,007	00	48,00,007	00	48,00,000	00	7	00*
3,25,00,000	00	19,50,003	00	19,50,003	00	19,50,000	00	3	00*
2,10,00,000	00	12,00,000	00	12,00,000	00	12,00,000	00
4,00,00,000	00	24,00,000	00	-24,00,000	00*
2,50,00,000	00
46,57,00,000	00	2,18,74,537	00	2,18,74,537	00	2,39,53,666	67	3,20,870	33*
49,64,18,000	00	1,49,419	68	3,13,21,190	00	3,14,70,609	68	2,66,96,745	46	5,35,297	64
96,21,08,500	00	† 1,49,419	68	5,31,92,27	00	5,33,55,146	68	5,06,04,12	13	5,35,297	64**
..	6,008	60	6,008	60	6,003	60	2,59,46	91*
...	6,008	60	6,008	60	6,98	60

† This is the total figure of renewed grant under Stt. 'A' 'A' and 'B' 'C'.

** This is the total figure of outstanding Balance required for renewal under Stt. 'A' 'A' & 'B' 'C' during the year 1974-75.

* To be treated as saving.

z Excess expenditure of interest amounting to Rs. 24,00,000 met from Saving of Rs. 32,84,000 under Public Loan Item No. 18 and Rs. 2,16,000 out of Rs. 19,50,000 under the Public Loan at Sr. No. 19.

Serial No.	Particulars of Loans	Rate of Interest per Annum.	Balance due on 1st April 1973		Amount raised in 1973-74		Total		Amount repaid in 1973-74	
			Rs.	P.	Rs.	P.	Rs.	P.	Rs.	P.
1	Advances brought forward ...		1,00,143	25	1,00,143	25	1,00,143	25
2	Advance of Rs. 1,93,631.14 from Municipal Fire and Accident Insurance Fund 1968-69.	6 %	43,366	88	43,366	88	43,366	88
3	Advance of Rs. 2,03,822.47 from Hospital Fund 1968-69.	6 %	45,646	63	45,646	63	45,646	63
4	Advance of Rs. 4,73,033.90 from Plant and Machinery Depreciation Fund 1968-69.	6 %	1,05,938	14	1,05,938	14	1,05,938	14
5	Advance of Rs. 29,21,176.56 from Land (R and A) Fund 1968-69.	6 %	6,54,222	52	6,54,222	52	6,54,222	52
6	Advance of Rs. 33,775.00 from K. E. M. Hospital Equipment Fund 1968-69.	6 %	7,564	49	7,564	49	7,564	49
7	Advance of Rs. 2,10,514.34 from Municipal Fire and Accident Insurance Fund.	6 %	91,625	53	91,625	53	44,477	47
8	Advance of Rs. 92,335.97 from Net Premium Fund.	6 %	40,189	11	40,189	11	19,508	65
9	Advance of Rs. 3,85,439.44 from Plant and Machinery depreciation Fund.	6 %	1,67,758	78	1,67,758	78	81,436	47
10	Advance of Rs. 2,72,331.42 from Hospital Fund.	6 %	1,18,748	01	1,18,748	01	57,644	12
11	Advance of Rs. 17,332.97 from K.E.M.H. G.S.M. College, Equipment Fund.	6 %	7,543	33	7,543	33	3,652	40
12	Advance of Rs. 4,703 from G. S. M. K. E. M. Hospital Research Fund.	6 %	2,049	45	2,048	45	993	09
13	Advance of Rs. 3,97,578.39 from Land (R and A) Fund.	6 %	1,73,041	32	1,73,041	32	84,001	52
14	Advance of Rs. 3,60,655.87 from Motor Vehicles (Third party) Insurance Fund.	6 %	1,56,973	44	1,56,973	44	76,199	59
15	Advance of Rs. 9,46,924.01 from Net Premium Fund.	6 %	6,00,884	95	6,00,088	95	1,88,742	90
16	Advance of Rs. 4,63,176.54 from Municipal Fire and Accident Ins. Fund.	6 %	2,93,913	73	2,93,913	73	92,322	18
17	Advance of Rs. 1,81,892.46 from Hospital Fund.	6 %	1,15,421	51	1,15,421	51	36,255	71
18	Advance of Rs. 8,80,232.90 from Plants and Machinery Depreciation Fund.	6 %	5,58,563	84	5,58,563	84	1,25,450	19
19	Advance of Rs. 1,870.90 from K. E. M. Hospital Equipment Fund.	6 %	1,187	50	1,187	50	372	25
20	Advance of Rs. 21,44,460.32 from Land R. A. Fund.	6 %	13,60,796	40	13,60,796	40	4,27,439	22
21	Advance of Rs. 33,30,258.89 from Land R. A. Fund 1971-72.	6 %	27,39,483	42	27,39,483	42	6,26,221	99
22	Advance of Rs. 11,75,877.83 from Net Premium Fund 1971-72.	6 %	9,67,281	50	9,67,281	50	2,21,112	11
23	Advance of Rs. 2,10,232.34 from Municipal Fire and Accident Insurance Fund 1971-72.	6 %	1,72,938	28	1,72,938	28	39,531	70
24	Advance of Rs. 3,35,688.64 from Hospital Fund 1971-72.	6 %	2,76,138	96	2,76,138	96	63,122	66
25	Advance of Rs. 10,017 from K.E.M. Hospital Research Fund 1971-72.	6 %	8,240	02	8,240	02	1,883	60
26	Advance of Rs. 20,87,200 from Municipal Fire & Accident Insurance Fund 1972-73.	6 %	20,87,200	00	20,87,200	00	3,70,269	00
27	Advance of Rs. 21,34,380 from Net Premium Fund 1972-73.	6 %	21,34,380	00	21,34,380	00	3,78,638	20
28	Advance of Rs. 12,31,985.56 from Hospital Fund 1972-73.	6 %	12,31,988	56	12,31,988	56	2,18,554	21
29	Advance of Rs. 63,10,788 from K. E. M. Hospital G.S.M. College Research Fund 1972-73.	6 %	63,107	88	63,107	88	11,194	53
30	Advance of Rs. 27,00,700 from Land R. A. Fund 1972-73.	6 %	27,00,700	00	27,00,700	00	4,79,104	00
31	Advance from Special Funds 1972-73.	6 %
32	Advance of Rs. 5,88,100 from Municipal Fire and Accident Ins. Fund (1973-74).	6 %	5,88,100.00	...	5,88,100.00
33	Advance of Rs. 6,97,000 from Net Premium Fund (1973-74).	6 %	6,97,000.00	...	6,97,000.00
34	Advance of Rs. 2,26,400 from Hospital Fund (1973-74).	6 %	2,26,400.00	...	2,26,400.00
35	Advance of Rs. 25,63,684.46 from Land R. A. Fund (1973-74).	6 %	25,63,684.46	...	25,63,684.46
	Total Advance from Special Fund for purchase of Plants and Machinery.		1,70,27,036	43	40,75,184	46	2,11,02,220	89	46,55,020	15
	Total Loan raised from Government.		2,55,97,762	75	3,96,52,010	00	6,52,49,762	75	31,83,517	69
	Total Loans raised from Public and Internal.		91,41,08,500	00	6,90,00,000	00	98,31,08,500	00	2,10,00,000	00
	Grand Total		95,67,33,99	18	11,27,27,184	46	1,06,94,60,463	64	2,88,38,527	84

No. 11 City—(Concl'd.)

Balance due on 31st March 1974		Interest outstanding on 1st April 1973		Interest payable in 1973-74		Total Interest due		Deduct-Interest paid by the State Bank of India and in Office		Outstanding Balance on 31st March 1974	
8		9		10		11		12		13	
Rs.	P.	Rs.	P.	Rs.	P.	Rs.	P.	Rs.	P.	Rs.	P.
...	6,008	60	6,003	60	6,008	60
...	2,602	01	2,602	01	2,602	01
...	2,738	80	2,738	80	2,738	80
...	6,355	29	6,356	29	6,356	29
...	39,253	35	39,253	35	39,253	35
..	453	87	453	87	453	87
47,148	06	5,497	53	5,497	53	5,497	53
20,680	46	2,411	35	2,411	35	2,411	35
85,322	31	10,065	53	10,065	53	10,065	53
61,103	89	7,124	83	7,124	88	7,124	88
3,880	93	452	60	452	60	452	60
1,055	36	122	91	122	91	122	91
89,039	80	10,382	48	10,382	48	10,382	48
80,773	85	9,418	41	9,418	41	9,418	41
4,12,142	05	36,053	10	36,053	10	36,053	10
2,01,591	55	17,634	82	17,634	82	17,634	82
79,165	80	6,925	29	6,925	29	6,925	29
3,83,113	67	33,513	83	33,513	83	33,513	83
814	75	71	25	71	25	71	25
9,33,357	18	81,647	78	81,647	78	81,647	78
21,13,261	43	1,64,369	01	1,64,369	01	1,64,369	01
7,46,169	39	58,036	89	58,036	89	58,036	89
1,33,406	58	10,376	30	10,376	30	10,376	30
2,13,016	30	16,568	34	16,568	34	16,568	34
6,356	42	474	40	494	40	494	40
17,16,931	00	1,30,308	00	1,30,308	00	1,25,232	00	5,076	00*
17,55,741	80	1,34,063	00	1,34,363	00	1,28,052	80	6,000	20*
10,13,434	35	73,470	00	73,470	00	73,919	31	449	31*
51,913	35	5,520	00	5,520	00	3,786	47	1,733	53*
22,21,596	00	1,67,916	00	1,67,616	00	1,62,042	00	5,874	00*
...	10,30,627	00	10,30,627	00	10,30,627	00*
5,88,100	00
6,97,000	00
2,26,400	00
25,63,684	46
1,64,47,200	74	20,70,483	62	20,70,483	62	10,21,622	20	10,48,861	42*
6,20,66,225	06	10,87,904	93	10,87,904	93	10,87,901	93
96,21,08,500	00	1,49,419	68	5,31,95,727	00	5,33,45,146	68	5,06,50,412	13	5,35,297	64**
										21,59,436	91*
1,04,06,21,925	80	1,47,419	68	5,63,54,115	55	5,65,03,535	23	5,27,59,939	26	5,35,297	64**
										22,03,298	33*

* Excess expenditure of interest amounting to Rs. 449.31 met from saving of Rs. 10,30,627.00 under A.Iv. from Special Funds at Sr.No. 31.

APPENDIX

Statement showing Outstanding Loans due by the Municipal Corporation of Greater Bombay (Suburban Area), the Interest paid by the State Bank of India and in office during the year and

Serial No.	Particulars of Loans	Rate of Interest.	Balance due on 1-4-1973.		Amount raised in 1973-74.		Total.	
			Rs.	P.	Rs.	P.	Rs.	P.
Loans raised from the Public.								
1	Rs. 10 lakhs Bombay Municipal (Subs.) Internal Loan of 1960-61.	4½%	10,00,000	00	10,00,000	00
2	Rs. 50 lakhs Bombay Municipal (Subs.) Loan of 1961-62.	4½%	55,00,000	00	55,00,000	00
3	Rs. 50 lakhs Bombay Municipal (Subs.) Internal Loan of 1961-62.	4½%	50,00,000	00	50,00,000	00
4	Rs. 160 lakhs Bombay Municipal (Subs.) Loan of 1962-63.	4½%	1,60,00,000	00	1,60,00,000	00
5	Rs. 110 lakhs Do. 1963-64.	4½%	1,10,00,000	00	1,10,00,000	00
6	Rs. 50 lakhs Bombay Municipal (Subs.) Internal Loan of 1963-64.	4½%	50,00,000	00	50,00,000	00
7	Rs. 75 lakhs Bombay Municipal (Subs.) Loan of 1964-65.	5%	75,00,000	00	75,00,000	00
8	Rs. 70 lakhs Bombay Municipal (Subs.) Internal Loan 1964-65.	4½%	70,00,000	00	70,00,000	00
9	Rs. 100 lakhs Bombay Municipal Budget A (Div. II) Loan 1965-66	5½%	1,00,00,000	00	1,00,00,000	00
10	Rs. 50 Lakhs Bombay Municipal Budget A (Div. II) Internal Loan 1965-66	6%	50,00,000	00	50,00,000	00
11	Rs. 75 lakhs B.M.C. Budget 'A' (Div. II) Loan 1966-67	5½%	75,00,000	00	75,00,000	00
12	Rs. 50 lakhs B.M.C. Budget 'A' (Div. II) Internal Loan 1966-67	6%	50,00,000	00	50,00,000	00
13	Rs. 1 Crore Bombay Municipal Corporation Budget 'A' (Div. II) Loan 1967-68	6%	45,00,000	00	45,00,000	00
14	Rs. 50 Lakhs Bombay Municipal Corporation Budget 'A' (Div. II) Internal Loan 1967-68	6%	50,00,000	00	50,00,000	00
15	Rs. 75 Lakhs Bombay Municipal Corporation Budget 'A', Div. II Loan 1968-69.	6%	82,50,000	00	82,50,000	00
16	Rs. 50 Lakhs Bombay Municipal Corporation Budget 'A' Div. II Internal Loan 1968-69.	6%	50,00,000	00	50,00,000	00
17	Rs. 100 Lakhs B.M.C. Budget 'A' Div. II loan 1969-70	6%	1,10,00,000	00	1,10,00,000	00
18	Rs. 220 Lakhs B. M. C. Loan 1970-71 1st issue	6%	2,42,00,000	00	2,42,00,000	00
19	Rs. 170 Lakhs B. M. C. Loan 1970-71 2nd issue	6%	1,87,00,000	00	1,87,00,000	00
20	Rs. 350 Lakhs B. M. C. Loan 1971-72	6%	3,85,00,000	00	3,85,00,000	00
21	Rs. 150 Lakhs B. M. C. Loan 1972-73	6%	1,65,00,000	00	1,65,00,000	00
22	Rs. 100 Lakhs B. M. C. (Suburbs) Internal Loan 1972-73	6%	1,00,00,000	00	1,00,00,000	00
23	Rs. 100 Lakhs B. M.C. Loan 1973-74	6%	1,10,00,000	00	1,10,00,000	00
24	Rs. 100 Lakhs B. M.C. (Suburbs) Internal Loan 1973-74.	6%	1,00,00,000	00	1,00,00,000	00
Total :			22,71,50,000	00	2,10,00,000	00	24,81,50,000	00

① Under the terms of these loans the bonds cannot be repaid to the holders before the dates stipulated in the debentures.

No. 11—Suburbs.

Outstanding on 1st April 1973 on the different Loans, the amount payable for the year 1973-74, the amount the balance outstanding on 31st March 1974.

Amount repaid in 1973-74.		Balance due on 31-3-1974.		Interest outstanding on 1-4-1973.		Interest payable in 1973-74.		Total Interest due.		Deduct—Interest paid.		Outstanding Balance on 31-3-1974.	
(7)		(8)		(9)		(10)		(11)		(12)		(13)	
Rs.	Ps.	Rs.	Ps.	Rs.	Ps.	Rs.	Ps.	Rs.	Ps.	Rs.	Ps.	Rs.	Ps.
...		10,00,000	00	...		42,500	00	42,500	00	42,500	00
55,00,000	00	...		143	87	2,33,750	00	2,33,893	87	1,29,355	43	1,04,538	44
...		50,00,000	00	...		2,12,500	00	2,12,500	00	2,12,500	00
...		1,60,00,000	00	6,053	17	7,60,000	00	7,66,053	17	7,49,547	71	16,505	46
...		1,10,00,000	00	...		5,22,500	00	5,22,500	00	4,98,750	00	23,750	00
...		50,00,000	00	...		2,37,500	00	2,37,500	00	2,37,500	00
...		75,00,000	00	...		3,75,000	00	3,75,000	00	3,62,500	00	12,500	00
...		70,00,000	00	...		3,32,500	00	3,32,500	00	3,32,500	00
...		1,00,00,000	00	3,018	90	5,75,000	00	5,78,018	90	5,77,515	60	503	30
...		50,00,000	00	...		3,00,000	00	3,00,000	00	3,00,000	00
...		75,00,000	00	17,250	00	4,31,250	00	4,48,500	00	4,48,500	00
...		50,00,000	00	...		3,00,000	00	3,00,000	00	3,00,000	00
...		45,00,000	00	30	00	2,70,000	00	2,70,030	00	2,58,600	00	11,430	00
...		50,00,000	00	...		3,00,000	00	3,00,000	00	3,00,000	00
...		82,50,000	00	30	00	4,95,000	00	4,95,030	00	4,94,115	00	915	00
...		50,00,000	00	...		3,00,000	00	3,00,000	00	3,00,000	00
...		1,10,00,000	00	...		6,60,000	00	6,60,000	00	6,59,492	00	508	00
...		2,42,00,000	00	27,270	00	14,52,000	00	14,79,270	00	14,56,504	00	22,766	00
...		1,87,00,000	00	765	00	11,22,000	00	11,22,765	00	11,15,535	00	7,230	00
...		3,85,00,000	00	22,500	00	23,10,000	00	23,32,500	00	23,14,500	00	18,000	00
...		1,65,00,000	00	...		9,90,000	00	9,90,000	00	8,69,625	00	1,20,375	00
...		1,00,00,000	00	...		6,00,000	00	6,00,000	00	6,00,000	00
...		1,10,00,000	00
...		1,00,00,000	00
55,00,000	00	24,26,50,000	00	77,060	94	1,28,21,500	00	1,28,98,560	94	1,25,59,539	74	3,39,021	20

The Sinking Fund has been invested as shown in detail in Appendix No. 10.

*Shown as savings.

APPENDIX No. 11 (Extended Suburbs)

Statement showing Outstanding Loans due by the Municipal Corporation of Greater Bombay (Extended Suburban Area), the Interest Outstanding on 1st April 1973 on the different Loans, the amount payable for the year 1973-74 the amount paid by the State Bank of India and in office during the year and the balance Outstanding on 31st March 1974.

Serial No. (1)	Particulars of Loan (2)	Rate of Interest.	Balance due on 1-4-1973	Amount raised in 1973-74	Total	Amount repaid in 1973-74	Balance due on 31-3-1974	Interest outstanding on 1-4-1973	Interest payable in 1973-74	Total Interest per	Deduct Interest Per	Outstanding balance on 31-3-1974
		(3)	(4)	(5)	(6)	(7)	(8)	(9)	(10)	(11)	(12)	(13)
	Loans raised from the Public	Rs.	Rs.	Rs.	Rs.	Rs.	Rs.	Rs. P.	Rs. P.	Rs. P.	Rs. P.	Rs. P.
1	4½ per cent. 25 lakhs Bombay Municipal Extended Suburbs Internal Loan of 1957-58 for financing Capital Works such as Water Works, etc.	4½%	25,00,000	...	25,00,000	...	25,00,000	...	1,06,250.00	1,06,250.00	1,06,250.00	...
2	4½ per cent. 20 lakhs (Out of 35 lakhs) Bombay Municipal Extended Suburbs Internal Loan of 1958-59 for financing Capital Works such as Water Works, etc.	4½%	20,00,000	...	20,00,000	...	20,00,000	...	85,000.00	85,000.00	85,000.00	...
3	4½ per cent. Rs. 10 lakhs Bombay Municipal Extended Suburbs (Internal) Loan of 1960-61 for financing Capital Works such as Water Works, etc.	4½%	10,00,000	...	10,00,000	...	10,00,000	...	42,500.00	42,500.00	42,500.00	...
4	4½ per cent. Rs. 50 lakhs Bombay Municipal Extended Suburbs Loan of 1961-62 for financing Capital Works such as Water Works, etc.	4½%	55,00,000	...	55,00,000	55,00,000	...	637.57	2,33,750.00	2,34,387.57	1,29,849.31	1,04,538.26
5	4½ per cent. Rs. 30 lakhs Bombay Municipal Extended Suburbs Loan of 1962-63 for financing Capital Expenditure such as Water Works, etc.	4½%	30,00,000	...	30,00,000	...	30,00,000	12,516.53	1,42,500.00	1,55,016.53	1,42,903.70	12,112.83
6	4½ per cent. Rs. 25 lakhs Bombay Municipal Extended (Subs.) Internal Loan 1964-65	4½%	25,00,000	...	25,00,000	...	25,00,000	...	1,18,750.00	1,18,750.00	1,18,750.00	...
7	6% Rs. 50 lakhs Bombay Municipal Budget 'A' (Div. III) Internal Loan 1965-66	6%	50,00,000	...	50,00,000	...	50,00,000	...	3,00,000.00	3,00,000.00	3,00,000.00	...
8	5½% Rs. 50 lakhs B. M. C. Budget 'A', Div. III Loan 1966-67	5½%	50,00,000	...	50,00,000	...	50,00,000	2,214.00	2,87,500.00	2,89,714.00	2,83,964.00	5,750.00
9	6% Rs. 40 lakhs B. M. C. Budget 'A', Div. III Internal Loan 1966-67	6%	40,00,000	...	40,00,000	...	40,00,000	...	2,40,000.00	2,40,000.00	2,40,000.00	...
10	6% Rs. 35 lakhs Bom. Mun. Budget 'A', Div. III Loan 1967-68 out of Rs. 60 Lakhs Loan	6%	35,00,000	...	35,00,000	...	35,00,000	25,842.00	2,10,000.00	2,35,842.00	1,99,478.00	36,364.00
11	6% Rs. 20 lakhs Bom. Mun. Budget 'A', Div. III Internal Loan 1967-68 out of 30 Lakhs Loan	6%	20,00,000	...	20,00,000	...	20,00,000	...	1,20,000.00	1,20,000.00	1,20,000.00	...
12	6% Rs. 55 lakhs Bombay Municipal Corporation Budget 'A', Div. III Loan 1968-69	6%	55,00,000	...	55,00,000	...	55,00,000	...	3,30,000.00	3,30,000.00	3,30,000.00	...
13	6% Rs. 82.50 Lakhs Bombay Municipal Corporation Budget 'A', Div. III Loan 1969-70	6%	82,50,000	...	82,50,000	...	82,50,000	...	4,95,000.00	4,95,000.00	4,92,840.00	2,160.00
14	6% Rs. 165 lakhs B. M. C. Loan 1970-71 (1st issue) ...	6%	1,81,50,000	...	1,81,50,000	...	1,81,50,000	2,070.00	10,89,000.00	10,91,070.00	10,91,070.00	...
15	6% Rs. 115 Lakhs B.M.C. Loan 1970-71 (2nd issue)...	6%	1,26,50,000	...	1,26,50,000	...	1,26,50,000	25,710.00	7,59,000.00	7,84,710.00	7,56,264.00	28,446.00
16	6% Rs. 150 lakhs B. M. C. Loan 1971-72	6%	1,65,00,000	...	1,65,00,000	...	1,65,00,000	...	9,90,000.00	9,90,000.00	9,81,750.00	8,250.00
17	6% Rs. 150 Lakhs B. M. C. Loan 1972-73	6%	1,65,00,000	...	1,65,00,000	...	1,65,00,000	...	9,90,000.00	9,90,000.00	9,67,920.00	22,080.00
18	6% Rs. 100 Lakhs Bombay Municipal Ext. Suburbs Internal Loan 1972-73	6%	1,00,00,000	...	1,00,00,000	...	1,00,00,000	...	6,00,000.00	6,00,000.00	6,00,000.00	...
19	6 per cent. Rs. 50 lakhs Bombay Municipal Internal Loan 1973-74 Budget 'A', Div. III	6%	...	50,00,000	50,00,000	...	50,00,000
20	6 per cent. Rs. 100 lakhs Bombay Municipal Loan of 1973-74 Budget 'A', Div. III	6%	...	1,10,00,000	1,10,00,000	...	1,10,00,000
	Total		12,35,50,000	1,60,00,000	13,95,50,000	55,00,000	13,40,50,000	68,990.10	71,39,250.00	72,08,240.10	69,88,539.01	2,19,701.09

Statement showing the amounts of the Receipts and Expenditure respectively credited to the credit of the Fund at the close of the

	Details.		Total.	
	Rs.	P.	Rs.	P.
RECEIPTS—A.—REVENUE ACCOUNT.				
A.—General Tax	12,45,64,588	68		
B.—Town Duties	21,91,98,071	50		
BB.—Theatre Tax	8,96,413	01		
C.—Other Receipts—				
(a) Grant-in-aid of the fees for Land Conveyance, Music, etc., Licences	13,000	00		
(b) Grant-in-aid in respect of fines for offences against the Law	17,72,352	00		
(c) Interest and Profit on Investment of Surplus Loan and other balances	1,33,15,265	87		
(d) Interest on Plant and Machinery Depreciation Fund	1,83,142	38		
(e) Miscellaneous	74,76,567	73		
(f) Receipts on account of Municipal Journal	9,188	43		
D.—Receipts on account of proportionate cost of collection of Education cess	1,95,900	08		
(E.—Rebate from Govt. on account of Collection of Education cess	2,93,654	68		
			36,79,18,144	36
2. Water Works—Water Tax and other Miscellaneous Water Works Revenue—				
A.—Water Tax	6,83,02,314	51		
B.—Other Receipts	25,99,005	88		
C.—Project Engineer	1,37,916	36		
			7,15,39,236	75
3. Museums				
	21,638	03	21,633	03
4. Free Reading Rooms and Libraries				
	39,10,934	42	39,10,934	42
5. Public Health Department				
	15,69,092	10	15,69,092	10
6. Medical Relief and Education				
	22,28,956	77	22,28,956	77
7. Street Cleansing and Conservancy, Road Watering and Halalkhore Service—				
A.—Halalkhore Tax	1,86,94,464	16		
B.—Other Receipts	12,52,825	60		
C.—Tax on Dogs	54,455	96		
			2,00,01,745	72
8. Roads, S.W. Drains and Public Lighting—				
A.—Wheel Tax	1,00,51,661	23		
B.—Contribution from Government in lieu of Tolls	24,927	00		
C.—Other Receipts—				
(a) Ground Rent	1,22,859	40		
(b) Miscellaneous	79,35,725	67		
(c) Interest realised on Donations	2,499	80		
			1,81,37,673	10
9. Mechanical				
	32,62,286	06	32,62,286	05
10. Buildings, Land Acquisition and Management—				
A.—Sale Proceeds of Surplus Land	19,26,064	00		
B.—Other Receipts—				
(a) Rent of Buildings	24,55,560	90		
(b) Ground Rent	6,49,096	04		
(c) Miscellaneous	44,75,620	14		
C.—Contribution from the Capital Funds on account of Special Land Acq. staff	4,22,296	79		
			99,29,037	87
11. Fire Brigade—				
A.—Fire Tax	38,83,140	52		
B.—Other Receipts	72,070	08		
			39,55,210	60
12. Licensing Removal of Encroachments on Public Streets, Administration of Shops & Establishments Act, 1948 and				
A.—Licences for Dangerous and Offensive Trades	29,11,756	67		
B.—Removal of Encroachments on Public Streets	35,47,268	32		
C.—Receipts from Administration of Shops and Establishments Act	6,28,326	36		
D.—Miscellaneous	20,15,848	18		
			91,03,199	53
13. Gardens and Open Spaces				
	8,63,197	55	8,63,197	55
14. Markets and Slaughter Houses				
	1,63,53,542	40	1,63,53,542	40
15. Contribution from Capital Funds to Revenue on account of Loan Works Staff				
	10,95,189	53	10,95,189	53
16. Extraordinary Receipts				
	2,79,031	99	2,79,031	99
17. Rebate from Government on account of collection of the Urban Immoveable Property Tax in the City				
	45,53,314	89	45,53,314	89
18. Transfers from the B. E. S. & T. Fund				
19. Receipts from Government on account of Urban Immoveable Property Tax				
20. Grant in aid from Central Government on account of additional Exp. due to increase in employments etc.				
21. Rebate from Govt. on account of collection of House Repairs cess				
	13,48,932	91	13,48,902	91
			53,60,70,334	58
RECEIPTS—B.—CAPITAL ACCOUNT—				
Loan Funds—				
Debt—Principal—				
Loan of 1973-74				
	10,86,52,000	00		
Advances from Special Funds for purchase of Plant and Machinery—				
Net premia Fund	6,97,000	00		
Municipal Fire and Accident Insurance Fund	5,88,100	03		
Advance from K.E.M. Hospital Research Fund for purchase of P & M	Nil			
K.E.M. Hospital Equipment Fund				
Land (Acquisition and Reclamation) Fund	25,63,684	46		
Hospital Fund	2,26,400	00		
Plant and Machinery Depreciation Fund				
Advances from Net Premia Fund and Special Funds for renewal (1) of Surfaces of Roads for which no renewal Fund exists and (2) of Surfaces of Roads taken over from Ex-Trust				
Advances from Net premia fund for Repayment of Rs. 28 lakhs Loan of 1929				
Motor vehicle third Party Insurance Fund				
Grant-in-aid from Government for Bhatnai Project	6,50,00,000	00		
			17,77,27,184	46
Trust Fund—				
Government share of the cost of Preliminary Expenses in connection with preparation of the Master Plan for Bombay City and Greater Bombay				
Donations	Cr. 142	56		
Investments interest on				
			17,77,27,041	90
Total Capital Account Receipts ...				

No. 15 (City)

and debited to the Municipal Fund during the year 1973-74 and the balance year 1973-74 (i. e. 31st March 1974).

	Details.		Total.	
	Rs.	P.	Rs.	P.
RECEIPTS—C.—SUSPENSE ACCOUNT—				
I—Sinking and Special Fund Accounts—				
Sinking Fund account—Municipal	4,76,87,277	59		
Special Fund Accounts	9,43,30,368	45		
Improvement Schemes Fund Account—				
(a) Sinking Fund Account	54,63,638	06		
(b) Investment Reserve Fund Account	7,48,591	33		
Sinking Fund Account—Slum clearance (City)	9,50,455	88		
Sinking Fund Account Slum clearance (Suburbs)	5,91,893	67		
Amenities Fund Account.	1,43,205	23		
Rent Equalisation Fund Account.	4,32,778	44		
			15,03,48,208	65
II—Paper and Cash Accounts—				
1. Sinking Fund	2,78,48,524	58		
2. Special Funds	2,25,01,033	44		
3. Surplus Fund	10,87,42,336	25		
4. Loan Fund		72	64	
5. Improvement Schemes Funds—				
(a) Sinking Fund	19,55,279	87		
(b) Capital Fund		326	69	
(c) Investment Reserve Fund		Nil.		
(d) Rent Equalisation Fund		26	25	
(e) Amenities Fund		73	61	
6. Improvement Schemes A/c (Slum Clearance) City—				
(a) Sinking Fund	1,80,741	93		
(b) Capital Fund		171	33	
7. Improvement Schemes A/c (Slum Clearance) Subs.				
(a) Sinking Fund	25,995	27		
(b) Capital Fund		24	47	
State Bank of India and other Local Banks on account of Sundry deposits	72,34,07,823	53		
			88,46,62,429	86
III.—Suspense Accounts—				
Deposit Account	51,63,02,603	05		
Reserve Stores Account	2,35,60,430	67		
Capital Stores Account	5,92,06,795	93		
Purchase of Petrol and Diesel Oil	11,73,855	28		
Advances to public including co-operatives for Housing Purposes	1,87,690	00		
Advances Departmental Works	39,73,137	80		
Advances Municipal Workshops	9,18,555	74		
Municipal Foundry	2,20,151	63		
Worli Crushers	3,14,656	50		
Sewri Crushers				
Mechanical Transport	85,73,464	38		
Asphalt Plant	20,01,432	27		
Pre-Cast Concrete Slabs	1,337	50		
Municipal Printing Press	51,81,567	41		
Rota Printing Units	3,07,332	26		
Advances Private Works	21,13,555	50		
Servicing of Vehicles and recharging of Batteries.				
Reinstatement of Trenches	3,58,525	78		
Advances Special Funds	61,57,755	53		
Municipal Contractors	68,713	87		
Municipal Tenderers				
Sundry Advances	3,38,73,573	41		
Advances for demolition of unauthorised structures and for removal of unsafe Buildings in the City	20,13,878	08		
Advances to Municipal Officers—	2,69,024	15		
Interest Accrued but not paid	10,59,599	99		
Interest Receivable Account	8,40,000	00		
Provident Fund	4,06,13,844	14		
Welfare Fund				
Fines Fund	6,226	64		
Fidelity Guarantee Insurance Fund	5,091	36		
Bombay Municipal Corporation Loans Interest Warrants payable Account	1,56,06,172	84		
City of Bombay Improvement Trust Loans Interest Warrants Payable Account	2,38,477	51		
Cash Bills outstanding Account	3,28,183	12		
Dishonoured Cheques	1,11,79,063	65		
Cheques payable	1,34,30,28,381	64		
Loan Redemption Fund Slum Clearance City	86,938	50		
Loan Redemption Fund Slum Clearance Suburbs	28,778	59		
Wages Deposit Account	1,31,74,185	20		
Loan Redemption Fund—Municipal	2,88,38,557	84		
Loan Redemption Fund—Improvement Schemes	31,85,731	18		
Manufacture of concrete covers—Recoveries	3,899	00		
Interest on B. I. T. Loans payable Account	4,698	96		
Debt charges Equalisation Fund				
Municipal Power Laundry	12,57,371	82		
Advance from Surplus Monies for financing expenditure on Capital Works pending raising of a New Loan	1,16,288	60		
Pension Fund	1,41,68,120	96		
Gratuities Fund	30,89,193	18		
Amount transferred to D. A. Suburbs	7,37,50,562	92		
Security Deposit in C. Railway L. D. G. S. New Delhi	Nil			
Security Deposit in G. P. Notes with State Bank of India				
Improving common Houses Gullies in the City	1,91,823	82		
Contribution Receivable From Budget 'E'	46,93,719	90		
Advance to B. E. S. & T.	Nil			
Advance for Deposit with outside Bodies	Nil			
			2,22,26,72,973	10 3/4
Total Receipts— C.—Suspense Accounts			3,25,76,83,611	61

	Details		Total	
	Rs.	P.	Rs.	P.
RECEIPTS—D.—IMPROVEMENT SCHEMES ACCOUNT—				
General Account Revenue—				
I.—Rents and other proceeds of Properties	1,57,11,160	69		
II.—Contribution from the Municipal Corporation under Section 125(2)(d) of the Municipal Act.	2,18,10,854	00		
III.—Grant-in-aid for meeting deficit in General Account		
IV.—Interest and Profit on Investments	9,29,749	26		
V.—Miscellaneous Receipts	3,05,526	22		
VI.—Transfer of Revenue Surplus to Capital Account...	Dr. 25,28,769	24		
VII.—Govt. Asstt. from Govt. of India for Impts. Scheme	57,67,000	00		
	Total Rs.		4,19,95,520	93
Capital Accounts—				
I.—Saleproceeds of Lands, Buildings, etc.	4,40,869	35		
II.—Transfer of Revenue Surplus from General Account	25,28,769	24		
III.—Loan raised during 1969-70		
Lump sum provision for granting loans to inact Building in Impt. Schemes provided under Section 354 of B. M. C. Act		
	Total—Capital Account Receipts Rs.		29,69,638	59
	Total—D.—Improvement Schemes		4,49,65,159	52
RECEIPTS—E.—IMPROVEMENT SCHEMES ACCOUNT—SLUM CLEARANCE (CITY).				
General Account Revenue—				
I.—Rents and other proceeds of Properties	21,51,264	60		
II.—Grant-in-aid for meeting deficit		
III.—Interest and Profit on Investment	27,236	48		
IV.—Miscellaneous Receipts		
V.—Appropriation from Capital Account to meet deficit in General Account	15,77,594	06		
	Total—General Account Receipts		37,56,095	14
Capital Account—				
I.—Sale proceeds of Lands and Buildings		
II.—Loans from Government	50,00,000	00		
III.—Loan raised in 1969-70		
Subsidy from Government	7,78,366	00		
Transfer to General Accounts		
V.—Advances from Surplus monies		
	Total—Capital Account Receipts		57,78,366	00
	Total—E.—Improvement Schemes Slum Clearance (City)		95,34,461	14
RECEIPTS—F.—IMPROVEMENT SCHEMES ACCOUNT—SLUM CLEARANCE (Subs.)—				
General Account Revenue—				
I.—Rents and other proceeds of properties	5,05,366	74		
II.—Contribution from Municipal Corporation (Suburbs)		
III.—Interest and Profits on Investments		
IV.—Miscellaneous Receipts	1,42,644	21		
V.—Appropriation from Capital Account to meet deficit in General Account	14,16,481	97		
	Total—General Account Receipts		20,64,492	92
Capital Account—				
I.—Sale Proceeds of Lands and Buildings	2,02,548	15		
II.—New Loans in 1973-74	40,00,000	00		
Transfer of Revenue Surplus		
III.—Loan from Government		
IV.—Subsidy from Government		
V.—Advances from Surplus monies	Dr. 58,144	30		
	Total—Capital Account Receipts		41,44,403	85
	Total—F.—Improvement Schemes Account—Slum Clearance (Subs.)		62,08,896	77
EXPENDITURE—A.—REVENUE ACCOUNT.				
I.—General Supervision, Collection of Revenue etc.—				
A.—General Superintendence	2,14,90,712	30		
B.—Collection of Revenue	99,92,724	85		
C.—Upkeep and guarding of Municipal Head Office	15,20,472	17		
D.—General Stores	7,93,448	53		
E.—Legal Department	13,99,504	80		
F.—Miscellaneous Charges	28,76,286	26		
G.—Election Expenses	8,97,843	71		
H.—Provident Fund charges	3,92,986	63		
I.—Debt Charges	12,38,973	19		
Deduct—Proportion of General Superintendence chargeable to the Water Works, VII—Street Cleansing, VIII—Roads, Fire Brigade Market, and Improvement Schemes Account and Education Fund Account Budget D & F	Cr. 81,96,987	10		
	Total—General Supervision, Collection of Revenue etc.—		3,24,05,965	34
II.—Water Works—				
A.—Maintenance I	3,05,54,620	80		
B.—Income Tax on income derived by the Municipality for supply of water to areas outside Municipal Jurisdiction	Cr. 19,132	00		
C.—Provident Fund Charges	3,40,213	33		
D.—Pension, Gratuities and Compassionate Allowances	10,69,080	00		
E.—Proportion of General Supervision and Collection of Revenue, etc.	27,94,836	33		
F.—Debt Charges	6,28,36,903	80		
G.—Provision for Equalisation of Debt Charges		
	Total—Water Works—		9,75,76,522	26
III.—Museums—				
A.—Victoria Albert Museum	1,34,512	82		
B.—Provident Fund Charges	989	00		
C.—Debt Charges	1,175	62		
	Total—Museums—		1,36,677	44
IV.—Free Reading Rooms and Libraries—				
A.—Municipal Free Reading Rooms and Libraries	5,17,225	90		
B.—Municipal High School	1,20,10,899	77		
C.—Provident Fund charges	7,408	00		
D.—Debt Charges	24,515	04		
	Total—Free Reading Rooms and Libraries—		1,25,60,048	71
V.—Public Health Department—				
A.—General Superintendence	1,03,37,416	52		
B.—Supply of milk to the undernourished needy children attending Municipal Schools	15,33,077	98		
C.—Provident Fund, Charges	1,45,757	68		
D.—Malaria Eradication Programme	2,66,543	13		
Institute of Public Health		
E.—Census	Cr. 76,349	11		
F.—Debt Charges	5,45,423	50		
G.—Impounding Stray Cattle	1,52,553	95		
	Total—Public Health Department—		1,34,04,423	65
	Expenditure—Revenue—Carried Forward		15,60,83,637	40

	Details.		Total.	
	Rs.	P.	Rs.	P.
VI.—Medical Relief and Education —			15,60,83,637	40
A.—Hospitals and Maternity Homes—	7,08,44,253	63		
B.—Maternity Homes	44,61,17	04		
C.—Dispensaries	46,20,129	40		
D.—Family planning clinics		
E.—Medical Education	1,02,14,566	59		
F.—Statutory Contribution to Government Medical Institutions	4,14,500	04		
G.—Clinic for treatment of Leprosy cases	3,85,033	41		
H.—Providing a convalescent home of 120 Beds with Equipments, Staff quarters near K. E. M. Hospital B.C.G. Vaccination		
I.—Grant-in-aid to Public Institutions	30,70,670	64		
J.—Provident Fund, charges	3,52,119	75		
K.—Debt Charges	61,54,573	53		
L.—Construction of full fledged Buildings at L. T. M. C. H. Sion		
			10,05,92,254	63
VII.—Street Cleansing and Conservancy, Road Watering and Halalkhore Service—				
A.—Street Cleansing and Conservancy	44,65,444	98		
B.—Collection, Loading Removal and disposal of Town Refuse	3,81,21,772	39		
C.—Halalkhore Service	2,36,93,723	19		
D.—Provident Fund Charges	5,89,755	40		
E.—Pension Gratuities and Compassionate allowances...	19,11,430	00		
F.—Debt Charges	35,19,039	19		
			7,23,01,310	65
VIII.—Roads S. W. Drains and Public Lighting—				
A.—General	15,93,006	27		
B.—Maintenance of Roads	1,47,68,855	91		
C.—Public Lighting	57,89,015	44		
D.—Maintenance of S. W. Drains	6,87,573	03		
E.—Rebate on Account of the compounded wheel-tax,	14,500	00		
F.—Provident Fund etc. Charges	97,663	65		
H.—Debt Charges	1,10,34,047	81		
I.—Proportional Cost of Collection of Wheel Tax at 5% of the Total Expenditure etc.	3,26,500	13		
			3,76,16,371	34
IX.—Mechanical—				
A.—Mechanical Engineer's Office Estt.	10,56,914	12		
B.—Provident Fund Charges	30,296	00		
C.—Debt Charges	23,476	39		
			11,10,686	51
X.—Buildings, Land Acquisition and Management—				
A.—City Engineer's Central Office Establishment	18,78,810	37		
B.—Inspection and Supervision of Private Buildings	20,61,144	05		
C.—Architectural	2,36,930	00		
D.—Land Acquisition and Management	20,93,362	20		
E.—Inspection and Supervision of Factories, Workshops and Work Places	1,43,877	19		
Debt Charges	39,50,696	85		
J.—Provident Fund, charges	70,747	11		
Deduct—Supervision Chargeable to Improvement Schemes Account	Cr. 63,624	8-		
F.—Industrial Estate	1,05,646	14		
			1,04,62,979	03
XI.—Fire Brigade—				
A.—Maintenance	39,15,274	96		
B.—Provident Fund, etc., Charges	2,000	00		
C.—Pension Gratuities and compassionate allowances	3,00,310	10		
D.—Proportion of General Supervision and Collection of Revenue	3,51,189	34		
E.—Debt Charges	4,62,286	29		
			50,05,060	59
XII.—Licensing, Removal of Encroachments on Public Streets and Administration of Shops and Establishment Act, 1948 and Theatre Tax—				
A.—Licensing Establishment	17,37,538	23		
B.—Removal of encroachments on Public Streets	13,12,485	37		
C.—Administration of Shops and Establishment Act, 1948	7,17,170	47		
D.—Administration of Theatre Tax		
F.—Provident Fund, charges	88,946	00		
G.—Debt Charges		
			38,56,546	07
XIII.—Gardens and Open Spaces—				
A.—Gardens	44,56,230	85		
B.—New Gardens, Recreation Grounds etc.	1,73,467	07		
C.—Road side Trees	9,10,730	41		
D.—Open Air Theatre at Victoria Garden	1,73	76		
E.—M. G. M. O. Swimming Pool	2,26,727	50		
F.—Raja Baldeo. Birla Krida Kendra	1,86,704	94		
G.—Provident Fund, charges.	29,480	00		
H.—Debt Charges	7,52,466	36		
			67,37,500	89
XIV.—Markets and Slaughter Houses—				
A.—Markets and Slaughter Houses & Refrigerator at A. C. Market	1,34,73,127	50		
B.—Provident Fund and etc., charges	44,947	00		
C.—Pension Gratuities and compassionate allowances	5,43,370	00		
D.—Proportion of General Supervision	4,93,224	98		
F.—Debt Charges	38,00,179	28		
			1,81,56,848	76
XV.—Contribution to—				
(a) Budget 'B' under Section 125(2)(d) of the Bombay Municipal Corporation Act	1,35,91,180	00		
(b) Budget 'E' under Section 125(c) of the Bombay Municipal Corporation Act	24,80,113	70		
(c) Special Contribution to Budget 'E' under Section 126(C-1) of the B.M.C. Act	5,80,000	01		
(e) Finance Fund and Welfare Fund	14,56,51	61		
			9,19,17,145	31
XVI.—Miscellaneous—				
(c) Pension Fund	64,21,723	10		
(d) Gratuities Fund	1,61,040	00		
Deduct—proportionate share chargeable to—	Cr. 3,15,900	60		
			74,66,178	10
XVII.—Measures for civil Defence			2,10,910	28
XVIII.—Contribution to Bombay Building Repairs & Reconstruction Board			1,00,00,000	00
XIX.—Contribution to B. E. S. & T. Undertaking		
XX.—Lump sum provision for payment of Contenary Gift			1,56,86,724.92	...
Total Expenditure—A—Revenue Account			53,72,04,103	00

	Details.		Total.	
	Rs.	P	Rs.	P
EXPENDITURE B—CAPITAL ACCOUNT				
I.—General Supervision, Collection of Revenue, etc.	15,51,587	30		
II.—Water Works, ordinary	88,30,474	40		
III.—Augmenting City's Water Supply	6,85,10,631	16		
IV.—Free Reading Room and Libraries	23,237	95		
V.—Public Health Department	1,82,330	69		
VI.—Medical Relief and Education	86,47,343	7		
VII.—Street Cleansing Conservancy, Road Watering and Halalkhore Service	32,98,222	71		
VIII.—Roads, S. W. Drains and Public Lighting	1,77,88,426	07		
IX.—Mechanical		
X.—Buildings, Land Acquisition and Management	81,72,072	50		
XI.—Fire Brigade	11,94,273	73		
XI.—Gardens and open spaces	46,55,784	54		
XIV.—Markets and Slaughter Houses	40,54,865	81		
XV.—Slum Service	Nil			
XVII.—Greater Bombay		
XVIII.—Industrial Estate	3,57,23	87		
Discount and other charges on the new Loans	Nil			
Plant and Machinery to be purchased out of Net Premia Fund	Cr. 2,11,145	1		
Plant and Machinery to be purchased out of Municipal Fire and Accident Ins. Fund	Cr. 1,87	2		
Plant and Machinery to be purchased out of K. E. M. Hospital Equipment Fund	Cr. 11,599	4		
Plant and Machinery to be purchased out of K. E. M. Hospital Research Fund	Cr. 14,071	2		
Plant and Machinery to be purchased out of Land (Reclamation and Acquisition Fund)	2,92,695	21		
Plant and Machinery to be purchased out of Pre-cast Concrete Slabs Pavement Renewal Fund		
Plant and Machinery to be purchased out of Plant and Machinery Depreciation Fund	Cr. 3,62,874	71		
Plant and Machinery to be purchased out of Hospital Fund	Cr. 1,94,823	31		
Plant and Machinery to be purchased out of Slum Service Fund		
Assets written off...	45,50,020	15		
Repayment of Advance for Purchase of Capital Stocks Account Stock during 1972-73	54,64,182	17		
Plant and Machinery to be purchased out of Special Fund		
Plant and Machinery to be purchased out of Motor vehicle T. parts Insurance Fund.	Cr. 76,199	59		
			13,68,06,956	17
Trust Fund—Expenditure	Nil		Nil	
Total B—Capital Expenditure Rs.				
			13,80,67,56	17
EXPENDITURE—C—SUSPENSE ACCOUNTS—				
I.—Sinking and Special Fund Accounts—				
(1) Sinking Fund Account—Municipal	2,13,65,839	76		
(2) Special Fund Accounts	4,66,11,305	31		
(3) Improvement Scheme Accounts—				
(a) Sinking Fund Accounts	18,40,872	08		
(b) Sinking Fund A/C Slum Clearance City	8,573	88		
(c) Sinking Fund Account Slum Clearance (Suburbs)	6,687	33		
(d) Other Fund Accounts (Impt.)—				
(d) Investment Reserve Fund Account		
(e) Rent Equalisation Fund Account		
(f) Amenities Fund Account	47	25		
			6,98,33,327	74
II.—Paper and Cash Accounts—				
(1) Sinking Fund	5,41,69,662	41		
(2) Special Funds	4,35,70,491	28		
(3) Surplus Fund	9,82,06,315	29		
(4) Loan Fund	50	57		
(5) Improvement Schemes Funds—				
(a) Sinking Fund	55,78,045	85		
(b) Capital Fund	233	72		
(c) Investment Reserve Fund	91	33		
(d) Amenities Fund	29	59		
(e) Rent Equalisation Fund	104	69		
(6) Improvement Schemes A/C (Slum Clearance) City				
(a) Sinking Fund	11,22,673	93		
(b) Capital Fund	118	92		
(6) Improvement Schemes A/C (Slum Clearance) Sub.				
(a) Sinking Fund	6,11,201	56		
(b) Capital Fund	12	57		
* State Bank of India and other Local Banks on account of Sundry Deposits	72,07,02,810	61		
			9,47,71,245	11
Carried forward			99,30,04,572	85

* Includes Rs. Two lakh pertaining to Water and Sewerage Department

	Details.		Total.
	Rs.	P.	Rs. P.
III Suspense Accounts—	50,85,93,971	64	50,85,93,971 64
Deposit Account	3,81,0,85	46	3,81,0,85 46
Reserve Stores Accounts	5,73,0,136	56	5,73,0,136 56
Capital Stores Accounts	1,22,6,9	28	1,22,6,9 28
Capital Stor. Account Stock—Fores Road Depot	13,00,000	00	13,00,000 00
Purchase of Petrol, and Diesel Oil	37,71,190	76	37,71,190 76
Purchase of Coal	14,75,033	48	14,75,033 48
Advances Departmental Works	2,92,339	31	2,92,339 31
Advances Municipal Workshop	8,32,217	25	8,32,217 25
Municipal Laundry	1,14,7,064	55	1,14,7,064 55
Work Crushers	15,15,641	39	15,15,641 39
Sewer Crushers	Cr 4,73	38	Cr 4,73 38
Mechanical Transport	2,94,550	63	2,94,550 63
Asphalt Plant	39,66,809	67	39,66,809 67
Pre Cast Concrete Slabs	17,75,65	58	17,75,65 58
Rota Printing Units	58,6,757	75	58,6,757 75
Servicing of Vehicles and Recharging of Batteries	92,468	30	92,468 30
Municipal Printing Press	3,86,2,912	16	3,86,2,912 16
Advances Private Works	39,22,916	80	39,22,916 80
Advances Special Funds	2,10,860	84	2,10,860 84
Municipal Contractors	2,88,3,557	84	2,88,3,557 84
Municipal Tenderers	31,85,711	18	31,85,711 18
Sundry Advances	8,19,8	50	8,19,8 50
Advance to public including co-operatives for Housing purposes	23,773	59	23,773 59
Advance for demolition of unauthorised Structures and for Removal of unsafe Buildings in the City	3,69,935	00	3,69,935 00
Repayment of Loans Municipal	4,05,13,844	14	4,05,13,844 14
Do. (Impts. Schemes) Suburbs	6,2,6	64	6,2,6 64
Repayment of Loans Impts. Schemes Slum Clearance City	5,011	35	5,011 35
Advances to Municipal Officers	1,51,11,540	45	1,51,11,540 45
Prevident Fund	2,36,61	18	2,36,61 18
Welfare Fund	1,11,79,063	65	1,11,79,063 65
Fires Fund	3,26,572	47	3,26,572 47
Fidelity Guarantee Insurance Fund	1,34,62,068	14	1,34,62,068 14
Bombay Municipal Corporation Loans Interest Warrants payable Account	1,31,74,185	21	1,31,74,185 21
City of Bombay Improvement Trust Loans Interest Warrants Payable Account	5,01,44,603	00	5,01,44,603 00
Dishonoured Cheques	700	00	700 00
Cash Bill outstanding Account	81,21,149	45	81,21,149 45
Cheques payable	1,55,371	52	1,55,371 52
Wages Deposit Account	Cr. 78	60	Cr. 78 60
Advances to B. E. S. T.	3,9,000	00	3,9,000 00
Interest on B. I. T. Loans payable account	13,83,053	97	13,83,053 97
Contribution receivable from Budget	32,20,101	56	32,20,101 56
Interest accrued but not paid	1,4,68,10	96	1,4,68,10 96
Advance for manufacture of concrete Covers	30,89,198	18	30,89,198 18
Debt Charges Equalisation Fund	6,85,3,802	29	6,85,3,802 29
Interest Receivable Account	16,752	34	16,752 34
Municipal Power Laundry	6,76,439	11	6,76,439 11
Reinstatement of Trenches	572	00	572 00
Pension Fund	58,144	50	58,144 50
Gratuitous Fund	2,27,10,13,761	51	2,27,10,13,761 51
Amount transferred to D. A. (Subs.)	3,24,49,18,34	33	3,24,49,18,34 33
Advances for unforeseen Works (During Drought period)			
Improving common House Cullies in the City			
Advance for deposit with Outside bodies			
Advance from surplus Monies for Financing Expenditure on Capital works pending Raising of a new Loan			
Total Expenditure—Suspense Accounts			3,24,49,18,34 33
EXPENDITURE—D.—IMPROVEMENT SCHEMES ACCOUNT			
General Account Expenditure—			
A.—Maintenance of Properties and Streets	3,27,69,673	20	3,27,69,673 20
B.—Cost of Management and Establishment	50,39,413	02	50,39,413 02
C.—Proportionate charges on account of Municipal Supervision	18,55,611	39	18,55,611 39
Deduct—			
Proportionate share of cost of Management and Establishment chargeable to			
(a) General Account	Cr. 64,73,678	03	Cr. 64,73,678 03
(b) Capital Account	Cr. 4,21,336	58	Cr. 4,21,336 58
D.—Debt Charges	97,25,897	73	97,25,897 73
Total			4,19,95,520 93
Capital Account—			
Improvement and Street Schemes, etc.	28,45,432	32	28,45,432 32
Proportionate share of cost of Management and Establishment chargeable to General account	2,80,899	24	2,80,899 24
Lump sum provision for granting loans to private Building etc. under Section 354 of the B.M.C. Act.			
Total	31,6,331	56	31,6,331 56
Total—General and Capital Account Expenditure			4,51,61,852 49
EXPENDITURE—E.—IMPROVEMENT SCHEMES ACCOUNT—SLUM CLEARANCE CITY—			
General Account Expenditure—			
A.—Maintenance of Properties and Streets	14,01,088	66	14,01,088 66
D.—Debt Charges	23,55,005	43	23,55,005 43
Capital Account—			
Expenditure	25,27,12	35	25,27,12 35
Proportionate share of cost of Management and Establishment chargeable to Capital Account	15,77,594	06	15,77,594 06
Deficit in General Account			41,04,718 41
Total E.—Improvement Schemes Account—Slum Clearance (City)			78,60,413 56

Appendix No. 15—Concluded (City)

	Details.		Total.	
	Rs.	P.	Rs.	P.
EXPENDITURE—F.—IMPROVEMENT SCHEMES ACCOUNT—SLUM CLEARANCE—				
(SUBURBS)—				
General Account Expenditure—				
A.—Maintenance of Properties and Streets				
	4,45,789	41		
D.—Debt Charges				
	16,18,703	51	20,64,492	92
Total ...				
			20,64,492	92
Capital Account—				
Expenditure				
	17,15,003	78		
Deficit in General Account				
	14,10,481	97	31,31,485	75
Total ...				
Total, F.—Improvement Schemes Account—Slum Clearance—(Suburbs) ...				
			51,95,978	67
Bank's reconciliation—				
*Balance as per Bank's Pass Book				
			1,65,969	89
Add—				
Revenue sent to the Bank on 31st March 1973 but acknowledged on 1st April 1973 ...				
			1,02,53,870	24
			1,04,20,860	13
Less—				
Uncashed Cheques				
			34,86,359	80
Balance in Bank as per Day Book (Column No. 10)				
			69,34,500	33
Balance in Office in Government Promissory Notes, etc.				
	1,37,600	00		
Balance in Office in Cash				
	47,313	22	2,76,60,806	81
			1,84,913	22
			2,74,75,893	59
Collection kept in office				

SUMMARY

Receipts.				Disbursements.	
Rs.	P.			Rs.	P.
1,95,53,890	74	Balance on 1st April 1973			
53,60,71,334	53	A.—Revenue Account		53,72,04,153	88
17,77,27,641	90	B.—Capital Account		13,63,06,555	17
3,25,76,83,611	61	C.—Suspense Account		3,28,49,18,334	36
4,49,65,159	52	D.—Improvement Schemes Account		4,51,61,852	49
95,34,461	14	E.— Do. Slum Clearance (City)		78,60,813	55
6,03,896	77	F.— Do. do. (Suburbs)		51,95,978	67
4,03,21,89,505	52			Total Rs. ...	4,01,71,48,039
				* Balance on 31st March 1974	3,45,95,307
4,05,17,43,396	26	Total—		Total Rs. ...	4,05,17,43,396

APPENDIX No. 15
(Suburbs)

Statement showing the Amounts of the Receipts and Expenditure respectively credited and debited to the Municipal Fund during the year 1973-74 and the Balance at the credit of the Fund at the close of the year 1973-74 (i.e., 31st March 1974).

	Details.		Total.	
	Rs.	P.	Rs.	P.
RECEIPTS—A.—REVENUE ACCOUNT.				
1.—General Tax, Indirect Taxation and Miscellaneous Revenue—				
A.—General Tax	5,61,09,915	04		
B. B. Theatre Tax	3,68,162	65		
C.—Other receipts—				
(b)—Grants-in-aid in respect of fines for offences against the law	—	—		
(c)—Interest and profit on Investment of Surplus Loans and other balances	26,51,540	68		
(e)—Miscellaneous	3,68,757	32		
D.—Receipts on account of Proportionate cost of Collection of Education cess	78,753	25		
E.—Rebate from Govt. on account of collection of Education cess	97,132	04		
			5,96,74,245	93
2. Water Works—Water Tax and other Miscellaneous Water Works Revenue				
A.—Water Tax	3,82,47,296	32		
B.—Other Receipts	12,42,134	56	3,94,89,430	88
4. Free Reading Rooms, Libraries and Municipal High Schools			2,033	89
5. Public Health Department			5,17,885	03
6. Medical Relief and Education			75,237	50
7. Street Cleansing and Conservancy, etc.				
A.—Halaikhore Tax	79,26,933	94		
B.—Other receipts	1,87,137	41		
C.—Tax on Dogs	21,677	50		
D.—Veterinary Department Fees	—	—	81,31,763	53
8. Roads, Storm water Drains and Public Lighting				
A.—Wheel Tax	19,76,212	66		
B.—Contribution from Government in lieu of Tolls	4,109	00		
C.—Other receipts	9,06,454	19		
D.—Ferry Receipts	1,026	55	28,87,602	40
9. Mechanical			35,74,022	62
10. Buildings, Land Acquisition and Management—				
A.—Sale Proceeds of Surplus Land	125	00		
B.—Other Receipts				
(a)—Rent of Bldgs.	75,455	25		
(b)—Ground Rent	23,219	24		
(c)—Miscellaneous Receipts	39,83,916	16	41,32,695	65
11. Fire Brigade—				
A.—Fire Tax	17,53,919	72		
B.—Other Receipts	12,683	62	17,66,603	34
12. Licensing, Removal of Encroachments on Public Streets and Administration of Shops and Establishment Act, 1948 and Theatre Tax—				
A.—Licences for Dangerous and Offensive Trades	12,64,247	27		
B.—Removal of Encroachments on Public Streets, Licences for squatters and Hawkers and fees for removal of encroachments	5,08,310	84		
C.—Grants-in-aid from Government for the Administration of Shops and Establishment Act, 1948	1,86,820	36		
D.—Miscellaneous	3,25,536	87		
E.—Receipts from Theatre Tax	—	—	22,64,915	34
13. Gardens and Open Spaces			1,56,595	67
14. Markets and Slaughter Houses			10,06,644	62
15. Contribution from Capital Funds to Revenue on account of Loan Works Staff			7,45,006	17
16. Rebate from Government on account of Collection of the Urban Immoveable Property Tax in the Suburbs				
17. Grant-in-aid from Government			286	50
18. Receipts from Government on account of U.I.P. Tax			7,365	61
20. Grant in aid from central Govt. on account of Additional Expenditure due to increase in emoluments of the employees of the Corporation				
Total—Revenue Receipts			12,43,56,709	53

	Details.		Total.	
	Rs.	P.	Rs.	P.
RECEIPTS—B.—CAPITAL ACCOUNT.				
Capital Receipts—				
Debt Principal		
New Loan 1973-74	..	00		
Trust Funds		
Contribution from Govt. equal to 1/3rd of the Exp. etc.		
Contribution from Hospital Fund of Budget 'A'		
Total—Capital Account Receipts	2,10,00,000	00
RECEIPTS—C.—SUSPENSE ACCOUNT				
I.—Sinking and Special Fund Accounts—				
Sinking and Special Fund Accounts	..	22		
Loan Redemption Fund	..	00		
			2,03,00,313	22
II.—Paper and Cash Accounts—				
(1) Sinking Funds	..	47		
(2) Special Funds	..	05		
(3) Surplus Funds	..	45		
(4) Loan Funds	..	63		
State Bank of India and Other Local Banks on account of Sundry Deposits	..	79		
			19,57,91,050	39
III.—Suspense Accounts—				
Deposit Account	..	46		
Advances for demolition of unauthorised structures and for removal of unsafe buildings in the suburbs		
Municipal contractor Personal a/c		
Advances for purchase of Petrol	..	02		
Advances for Departmental Works	..	72		
Advances for Private Works	..	22		
Repayment of Municipal Loans (Subs.)		
Advances Sundries, Miscellaneous Advances	..	93		
Advances Municipal Contractors	..	19		
Dishonoured Cheques	..	33		
Advances—Municipal Officers—				
(a) Standing Advances for Contingent Expenses	..	00		
(b) Motor Cars and Motor Cycles to Officers	..	67		
(c) Cycle Advances to Subordinates	..	00		
Suspense Account Mechanical Transport	..	82		
Provident Fund (Suburbs)	..	49		
Reinstatement of Trenches	..	46		
Greater Bombay Suburbs Municipal Corporation Loan		
Interest Warrants Payable Account	..	91		
Interest accrued but not paid	..	00		
Cash Bills Outstanding Account	..	21		
Cheques Payable	..	46		
Plant and Machinery to be purchased out of S. C. B.		
Amount Transferred from Municipal General Fund	..	90		
Wages Deposit Account	..	36		
Municipal Debt Interest	..	68		
			39,04,56,060	89
Total—Suspense Account Receipts—I, II, III.	0,65,47,424	50
EXPENDITURE—A.—REVENUE ACCOUNT.				
I.—General Supervision, Collection of Revenue, etc.—				
A.—General Superintendence—				
(b) Chief Auditor's Establishment	..	12		
(c) Municipal Commissioner's Personal and General Office	..	68		
(d) Audit and Accounts Establishment	..	55		
(e) Labour Officer's Establishment	..	94		
(h) Public Relations Officer's Department	..	78		
(h) Chief Complaints Officer's Establishment	..	33		
B.—Collection of Revenue—				
(a) Property and Wheel Tax Establishment	..	88		
(c) Theatre Tax	..	30		
C.—Upkeep and guarding of Municipal Offices				
E.—Legal Deptt.				
F.—Miscellaneous Charges				
H.—P. F. Charges				
			49,9,911	82
Deduct—Proportion of General Superintendence	Cr. 19,59,095	89
			29,80,815	93
Total—A to H				
			2,69,988	99
			32,50,804	92
I.—Debt Charges				
			32,50,804	92
Carried forward				

APPENDIX No. 15—(Contd.)
(Suburbs)

	Details.		Total.	
	Rs.	P.	Rs.	P.
Brought over ...			32,50,804	92
EXPENDITURE—A.—REVENUE ACCOUNT—(Contd.)				
II.—Water Works—				
A.—Maintenance	63,85,425	71		
C.—P. F. Charges	44,517	56		
D.—Pension, Gratuities and Compassionate allowances				
(a) Pension Funds	2,50,200	00		
(b) Gratuities Funds	15,000	00		
E.—Proportion of General Suptd. & Collection of Revenue	10,93,981	23		
F.—Debt Charges	45,26,722	76		
			1,23,15,847	26
IV.—Free Reading Rooms, Libraries and Municipal High Schools				
A.—Mun. Free Reading Rooms etc.	1,18,149	82		
C.—Provident Fund Charges				
D.—Debt Charges	9,946	05		
V.—Public Health Department—				
A.—General Superintendence	42,64,350	26		
B.—Supply of Milk Snacks etc. to the children attending Municipal Primary Schools.	1,65,484	83		
C.—P. F. Charges	19,170	30		
D.—Malaria Eradication Programme	5,94,977	59		
E.—Debt Charges	98,128	44		
H.—Population Census				
I.—Filaria Control Programme	2,59,999	74		
			1,28,095	87
VI.—Medical Relief and Education—				
A.—Hospitals				
(d)(vi) F. B. Clinic at Khar	1,85,637	68		
(h) K. B. Bhabha Hospital, and Sir C. J. R. Dispensary, Bandra	24,76,445	04		
(i) K. B. Bhabha Hospital, Kurla	22,92,862	99		
(j) M. G. H. Rajawadi, Ghatoper	35,23,386	32		
(l) Medico Social Centre at Bandra				
(m) Reservation of beds for B. M. C. at Smt. B. C. J. Sa.acruz General Hospital	52,202	30		
(q) Juhu Hospital, Vile Parle	47,75,160	67		
(r) Reservation of beds for B. M. C. (Andheri)	39,100	00		
(s) M. G. Hospital Chembur	12,60,694	24		
B.—Maternity Homes & Children Welfare Service				
(a) Maternity Homes	18,59,592	87		
C.—Dispensaries—(a) Dispensaries, for out patients				
(1) Allopathic	22,37,639	17		
(c) Municipal Mobile Dispensary at Rajawadi Ghatkopar	15,199	00		
(d) Mobile Dispensaries	3,68,240	00		
D.—Family Welfare				
G.—Clinic for treatment of Leprosy cases				
I.—Grant in aid to Public Institutions	96,067	25		
J.—P. F. Charges	39,864	00		
K.—Debt Charges	11,78,732	67		
			2,04,09,824	20
VII.—Street Cleansing and Conservancy, etc.				
A.—Street Cleansing and Conservancy	15,86,547	59		
B.—Collection, Loading, Removal and Disposal of T. R.	65,50,267	24		
C.—Halalkhore Service	90,84,226	58		
D.—Provident Fund Charges	87,522	40		
E.—Pension Gratuities and compassionate Allowances for Halalkhore service	4,57,300	00		
F.—Debt Charges	52,99,850	16		
			2,31,67,713	97
VIII.—Roads, S.W. Drains and Public lighting				
A.—General	16,41,687	75		
B.—Maintenance of Roads	1,67,57,921	51		
C.—Public Lighting	51,10,239	01		
D.—Maintenance of S. W. Drains	31,04,395	05		
E.—Unkeep of Ferry Boats				
H.—P. F. Charges	13,037	44		
I.—Debt Charges	1,04,38,363	77		
J.—Proportionate cost etc.	1,31,253	74		
			3,71,96,903	27
IX.—Mechanical				
A.—M.E.'s Office Establishment	1,13,952	95		
B.—Maintenance of electric Installation.—	1,50,930	56		
C.—P. F.	3,864	00		
D.—Debt Charges	2,899	89		
X.—Buildings, Land Acquisition and Management—				
A.—City Engineer's Central Office Establishment	11,41,106	85		
B.—Inspection and Supervision of Private Buildings etc.	7,80,055	32		
D.—Land Acquisition and Management	2,03,114	77		
E.—Inspection and supervision of factories, workshops and workplaces.	96,333	57		
G.—P. F. Charges	32,000	00		
H.—Debt Charges	12,85,428	85		
			2,71,697	40
			35,38,044	36
Carried forward			10,56,82,042	41

APPENDIX No. 15—(Contd.)
(Suburbs)

	Details.		Total.	
	Rs.	P.	Rs.	P.
Brought over ...			10,56,82,042	41
XI.—Fire Brigade—				
A.—Maintenance ...	7,75,769	38		
B.—Provident Fund ...	Cr 1,952	00		
C.—Pension, Gratuities etc. ...	47,460	00		
D.—Proportion of General Superintendent ...	1,00,922	13		
E.—Debt Charges ...	75,334	83		
XII.—Licensing and Removal of Encroachment on Public Streets			9,97,534	34
Administration of Shops and Establishment Act, 1948				
Administration of Theatre Tax and Parking Grounds—				
A.—Licensing Establishment ...	5,78,133	48		
B.—Removal of Encroachments on Public Streets ...	2,27,740	73		
C.—Administration of Shops and Establishment Act, 1948 ...	2,00,032	11		
D.—Provident Fund ...	28,577	26		
XIII.—Gardens and Open Spaces—			10,69,483	58
A.—Gardens ...	16,86,744	39		
B.—New Gardens, Recreation Grounds etc. ...	50,878	80		
C.—Roadside Trees ...	3,80,355	31		
D.—Open Air Theatres ...	36,922	76		
E.—P. F. Charges ...	2,005	00		
F.—Debt charges ...	2,19,087	64		
G.—Chatkopar Swimming Pool ...	9,945	03		
XIV.—Markets and Slaughter Houses—			24,66,938	93
A.—Markets & Slaughter Houses ...	5,95,014	25		
B.—P. F. Charges ...	8,965	00		
C.—Pension, Gratuities etc. ...	51,780	00		
D.—Proportion of Gen. Supdt. ...	56,029	20		
E.—Debt Charges ...	3,55,800	71		
XV.—Contribution to—			14,67,589	16
(a) Budget 'B' under Section 125 (2) (d) of the Bombay Municipal Corporation Act ...	58,87,374	00		
(b) Budget 'E' under Section 126-C(c) of the Bombay Municipal Corporation Act ...	1,06,73,568	21	1,65,60,942	21
XVI.—Miscellaneous ...			27,57,570	00
XX.—Lum-Sum Provision for Centenary Gift ...			46,32,971	70
Total.—Expenditure—A.—Revenue Account ...			13,56,55,072	33
EXPENDITURE—B.—CAPITAL ACCOUNT				
I.—General Supervision Collection of Revenue, etc. ...	5,29,359	28		
II.—Water Works ...	32,68,21	13		
IV.—Free Re-aring Rooms & Libraries & Municipal High Schools ...				
V.—Public Health Department ...	1,42,391	62		
VI.—Medical Relief and Education ...	20,02,994	35		
VII.—Street Cleansing and Conservancy ...	39,30,155	93		
VIII.—Roads, S. W. Drains and Public lighting ...	1,50,68,114	62		
IX.—Mechanical ...				
X.—Buildings Land Acquisition and Management ...	1,35,73,958	33		
XI.—Fire Brigade ...				
XIII.—Gardens, Recreation Centres and Open Spaces ...	1,23,860	28		
XIV.—Markets and Slaughter Houses ...	17,17,070	38		
XV.—Slum Service and Village Amenities ...	1,937	74		
XVI.—Industrial Estates ...				
Susper se A/c. Mechanical Transport ...	45,304	32		
Advances for purchase of Plant and Machinery ...	6,14,467	65		
Discount and other charges. ...				
Assets written off ...				
Trust Fund Expenditure ...				
Total—Capital Account Expenditure ...			4,10,38,115	63
EXPENDITURE—C.—SUSPENSE ACCOUNT.				
I.—Sinking and Special Fund Accounts—				
Sinking and Special Fund Accounts ...	57,70,727	04		
Loan Redemption Fund ...			57,70,727	04
II.—Paper and Cash Accounts—				
(1) Sinking Funds ...	2,18,72,936	92		
(2) Special Funds ...	10,42	78		
(3) Surplus Funds ...	1,68,32,159	25		
(4) Loan Funds ...	20,00,600	00		
State Bank of India and Other Local Banks account of Sundry Deposits ...	12,93,29,157	10	17,00,45,336	05
Carried forward ...			17,58,16,063	09

APPENDIX No. 15—(Concluded)
(Suburbs)
SUMMARY

	Details.		Total.	
	Rs.	P.	Rs.	P.
Brought over ...			17,58,16,063	09
EXPENDITURE—C.—SUSPENSE ACCOUNT—(Contd.)				
III.—Suspense Accounts—				
Deposit Account ...	2,66,86,759	17		
Advances for demolition of unauthorised Structures and for removal of unsafe buildings in the Suburbs ...	69,473	13		
Advances for Purchase of Petrol ...	3,42,235	47		
Advances Departmental Works ...	20,52,376	66		
Advances Private Works ...	3,59,064	89		
Advances for Improvement of private streets		
Advances—Municipal Contractors ...	246	44		
Advances Sundries, Miscellaneous Advances ...	2,04,91,022	65		
Dishonoured Cheques ...	42,76,689	39		
Advance for Deposit with Outside Bodies ...	900	00		
Advances to Municipal Officers—				
(a) Standing Advances for Contingent Expenses ...	37,150	00		
(b) Motor Cars and Motor Cycles to Officers ...	93,794	00		
(c) Cycle Advances to Subordinates		
Suspenses Account—Mechanical Transport ...	70,12,271	46		
Provident Fund—Suburbs ...	48,85,273	49		
Repayment of Municipal Loan (Subs.) ...	55,00,000	00		
Reinstatement of Trenches ...	24,28,121	71		
Greater Bombay Municipal Corporation Loan Interest warrant payable Account ...	99,82,889	54		
Cheques Payable ...	23,88,70,223	64		
Cash Bills Outstanding Account ...	11,417	33		
Wages Deposit Account ...	31,46,366	36		
Municipal Debt Interest ...	1,26,74,500	68		
Interest accrued but not paid ...	1,04,538	19		
Amount transferred from Municipal General Fund ...	5,97,02,583	35		
Conversion of Basket etc. ...	24,371	07		
Total, III.—Suspense Account Expenditure ...			39,87,52,268	62
Total—I, II & III. ...			57,45,68,331	71

SUMMARY.

Reciepts.						Disbursements.	
Rs.	P.	Rs.	P.	Rs.	P.	Rs.	P.
67,89,184	13			Balance on 1st April 1973
12,43,86,709	53			A.—Revenue Account ...	13,56,55,072	33	...
2,10,00,000	00			B.—Capital Account ...	4,10,38,115	63	...
60,65,47,424	50			C.—Suspense Account ...	57,45,68,331	71	75,12,61,519 67
		75,87,23,318	16	Balance on 31st March 1974	74,61,798 49
		75,87,23,318	16				75,87,23,318 16
Bank's Reconciliation—				Rs.	P.	Rs.	P.
Balance as per Bank's Pass Books ...				2,45,457	67
Add—							
Revenue sent to the Bank on 31st March 1974 but acknowledged on 1st April 1974 ...				9,61,537	65
				12,06,995	32
Less—							
Uncashed Cheques ...				51,53,352	72		
Balance in Bank as per Day Book (Column No. 10) ...						Dr. 30,44,612	10
Balance in Office in Government Promissory Notes, etc. ...				3,85,300	00		
Balance in Office in Cash ...				1,043	71		
Collection held in Office Treasury ...				1,01,20,066	88	1,05,06,410	59
						74,61,798	49

APPENDIX No. 15

(Extended Suburbs)

Statement showing the Amounts of the Receipts and Expenditure respectively credited and debited to the Municipal Fund during the year 1973-74 and the Balance at the credit of the Fund at the close of the year, 1973-74 (i. e. 31st March 1974.)

	Details.		Total	
	Rs.	P.	Rs.	P.
RECEIPTS—A.—REVENUE ACCOUNT				
I.—General Tax, Indirect Taxation and Miscellaneous Revenue—				
A.—General Tax :—(1) From the Public	2,19,79,752.81			
C.—Other Receipts				
(b) Grants-in-aid in respect of fines for offences against the law	...			
(c) Interest and profit on Investment of Surplus Loans and other balances	17,40,360.21			
(e) Miscellaneous	7,84,529.16			
D.—Receipts on account of proportionate Cost of Collection of Education cess.	38,061.72			
E.—Rebate from Government on account of Collection of Education cess	25,829.71			
BB.—Theatre Tax	2,01,682.40			
			2,47,70,216.01	
2. Water Works—Water Tax and other Miscellaneous Water Works Revenue—				
A.—Water Tax	1,25,69,634.27			
B.—Other Receipts	3,77,657.57			
			1,29,47,291.84	
4. Free Reading Rooms, Libraries & Municipal High Schools				1,440.00
5. Public Health Department				2,14,258.19
6. Medical Relief and Education				26,138.44
7. Street Cleansing and Conservancy, Road Watering and Halalkhore Service—				
A.—Halalkhore Tax	32,74,912.30			
B.—Other Receipts	98,640.33			
C.—Tax on dogs	6,035.00			
				33,79,587.63
8. Roads S. W. Drains and Public Lighting—				
A.—Wheel Tax	5,68,779.18			
B.—Contribution from Government in Lieu of Tolls	...			
C.—Other Receipts	6,13,110.63			
D.—Ferry Receipts	6,628.25			
				11,88,518.06
9. Mechanical				...
10. Buildings, Land Acquisition and Management—				
A.—Sole proceeds of Land				
B.—Other Receipts				
(a) Rent of Buildings	33,752.86			
(b) Ground Rent	1,892.77			
(c) Miscellaneous Receipts	24,66,164.70			
				25,01,810.33
11.—Fire Brigade—				
A.—Fire Tax	9,86,111.60			
B.—Other Receipts	Dr. 1,064.15			
				9,85,047.45
12. Licensing, Removal of Encroachments on Public Streets and Administration of Shops and Establishment Act, 1948 and Theatre Tax—				
A.—Licences for Dangerous and Offensive Trades	7,27,729.54			
B.—Removal of Encroachments on Public Streets, Licences for squatter and Hawkers and fee for removal encroachments	2,03,097.46			
C.—Grants-in-aid from Government for the Administration of Shop and Establishment Act, 1948	86,900.84			
D.—Miscellaneous	65,946.25			
E.—Receipts from Theatre Tax	...			
				10,83,674.09
13. Gardens and Open Spaces				86,013.55
14.—Markets and Slaughter Houses				5,17,075.07
15. Contribution from Capital Funds to Revenue on account of Loan Work Staff				6,21,064.72
17. Rebate from Government on account of Collection of the Urban Immoveable Property Tax in the Ext. Suburbs				172.53
19. Receipts for Government on account of U. I. P. Tax				4,281.11
20. Grant-in-aid from Central Government on account of Additional Expenditure due to increase in emoluments of the employees of the Corporation				...
				4,83,26,589.02
			Total—Revenue Receipts	

APPENDIX No. 15—(Contd.)

(Ext. Suburbs.)

	Details.		Total.	
	Rs.	P.	Rs.	P.
RECEIPTS—B.—CAPITAL ACCOUNT.				
Capital Receipts—				
New Loan 1973-74	1,60,00,000.00			
Trust Funds				
Contribution from Govt. equal to 1/3rd of the Exp. etc.				
Total—Capital Account Receipts			1,60,00,000.00	
RECEIPTS—C.—SUSPENSE ACCOUNT.				
I.—Sinking and Special Fund Accounts—				
Sinking Fund Accounts	67,38,104.20			
Special Fund account Provident Fund account—				
Hospital Fund Account—				
Loan Redemption Fund	55,00,000.00		1,22,38,104.20	
II.—Paper and Cash Accounts—				
(1) Sinking Funds	65,65,288.66			
(2) Special Funds				
(3) Surplus Funds				
(4) Loan Funds	1,49,30,725.14			
(5) State Bank of India and Other Local Banks on account of Sundry Deposits	8,10,51,471.18		10,25,47,484.98	
III—Suspense Accounts—				
Deposit Account	1,92,74,407.10			
Advances for demolition of unauthorised structures and for removal of unsafe buildings in the Ext. Suburbs	5,844.18			
Municipal Debt Interest	71,04,532.20			
Advances for purchase of Petrol				
Advances for Departmental Works	3,87,212.10			
Advances for Private Works	9,240.00			
Advances Sundries Miscellaneous Advances	47,84,645.58			
Advances Municipal Contractors				
Dishonoured Cheques	15,59,207.55			
Advances—Municipal Officers—				
(a) Standing Advances for Contingent Expenses				
(b) Motor Cars and Motor Cycles to Officers	12,306.70			
(c) Cycle advances to Subordinates	395.00			
Provident Fund Extended Suburbs	17,06,190.10			
Interest Receivable A/c				
Amount transferred Municipal General Fund	3,25,80,733.32			
Greater Bombay Ext. Suburbs Municipal Corporation Loan Interest				
Warrants Payable Account	51,05,219.68			
Interest accrued but not paid	5,71,750.00			
Cash Bills Outstanding Account	10,422.72			
Cheques Payable	9,75,86,863.26			
Wages Deposit A/c	11,46,864.98			
Advances out of Surplus Cash Balance for financing the expenditure on Capital Works Loan Funds				
Reinstatement of Trenches	6,00,318.37			
Suspense Account Mechanical Transport	2,900.43			
Personal Account			17,24,49,053.27	
Total—Suspense Account Receipts—I, II, III			28,72,34,642.45	
EXPENDITURE—A.—REVENUE ACCOUNT.				
I.—General Supervision, Collection of Revenue, etc.—				
A.—General Superintendence—				
(b) Chief Auditor's Establishment	1,17,208.20			
(c) Municipal Commissioner's Personal and General Office	49,494.75			
(d) Audit and Accounts Establishment	4,89,849.45			
(h) Public Relations Officer's Department	1,209.85			
(k) Chief Complaints Officer's Establishment	9,973.71			
B.—Collection of Revenue—				
(a) Property and Wheel Tax Establishment	12,41,615.01			
C.—Upkeep and Guarding of Municipal Offices				
D.—General Stores	4,72,809.77			
E.—Legal Department				
F.—Miscellaneous Charges	17,429.31			
H.—Provident Fund Charges				
G.—Miscellaneous Charges	2,026.19			
H.—Provident Fund Charges	36,279.52			
Total—I General Supervision (A to H)	24,37,895.76			
Deduct—Proportion of General Supdt.	Cr 9,07,483.49			
Total—A to H	15,30,412.27			
I.—Debt Charges	3,22,215.46			
Carried forward			18,52,627.73	

APPENDIX No. 15—(Contd.).
(Ext. Suburbs.)

	Details.		Total.	
	Rs.	P.	Rs.	P.
Brought Over ...			18,52,627.73	
EXPENDITURE—A.—REVENUE ACCOUNT—(Contd.)				
II.—Water Works—				
A.—Maintenance ...	27,14,896.81			
C.—Provident Fund charges ...	13,090.04			
D.—Pension, Gratuities and compassionate Allowances ...	1,79,300.00			
E.—Proportion of General Superintendence and collection of Revenue ...	5,26,535.28			
F.—Debt Charges ...	20,77,890.19		55,11,712.32	
IV.—Free Reading Rooms, Libraries and Municipal High Schools				
A.—Municipal Free Reading Rooms and Libraries ...	1,30,056.00			
C.—Provident Fund, charges		1,30,056.00	
V.—Public Health Department—				
A.—General Superintendence ...	18,53,510.16			
B.—Supply of Milk, Snacks etc. ...	37,596.81			
C.—Provident Fund charges ...	2,081.43			
D.—Malaria Eradication Programme ...	1,97,448.59			
E.—Debt Charges ...	1,21,113.17			
H.—Population census			
I.—Filaria control programme ...	1,12,567.86		23,24,318.02	
VI.—Medical Relief and Education—				
A.—Hospitals ...	25,80,801.85			
B.—Maternity Homes and children welfare service ...	18,99,398.14			
C.—Dispensaries ...	10,63,744.91			
D.—Family Welfare Planning Centre			
G.—Clinic for treatment of leprosy cases			
I.—Grant-in-Aid to Public Institutions			
J.—Provident Fund charges ...	10,626.00			
K.—Debt Charges ...	8,44,615.73		63,99,186.63	
VII.—Street Cleansing and Conservancy, Road Watering and Halalkhore Service—				
A.—Street Cleansing and Conservancy ...	9,26,587.01			
B.—Collection, loading, removal and disposal of T. R. ...	37,12,204.59			
C.—Halalkhore Service ...	52,03,495.03			
D.—Provident Fund charges ...	30,644.07			
E.—Pension Gratuities etc. ...	3,07,320.00			
F.—Debt Charges ...	29,54,097.37		1,31,34,348.07	
VIII.—Roads, S. W. Drains and Public Lighting—				
A.—General ...	4,99,507.54			
B.—Maintenance of Roads ...	72,78,025.87			
C.—Public Lighting ...	19,53,445.43			
D.—Maint. of S. W. Drains ...	17,36,304.88			
H.—Provident Fund charges ...	3,043.60			
I.—Debt Charges ...	59,97,873.80			
J.—Proportionate Cost of Collection of Wheel Tax ...	63,436.20		1,75,31,637.32	
IX.—Mechanical—				
A.—ME's Office Estt.			
B.—Maintenance of Electrical Installations ...	15,744.08			
D.—Debt charges		15,744.08	
X.—Buildings, Land Acquisition and Management—				
A.—City Engineers Central Office Establishment ...	4,26,282.30			
B.—Inspection and Supervision of Private Buildings ...	37,701.61			
D.—Land Acquisition & Management ...	9,200.12			
E.—Insp. & Sup. of Factories Workshops & Work places ...	61,871.18			
G.—Provident Fund charges ...	11,360.00			
H.—Debt Charges ...	5,76,214.03		11,22,629.24	
XI.—Fire Brigade				
A.—Maintenance ...	20,617.10			
D.—Proportion of Gen. Suptd. & Collection of Revenue ...	36,032.95			
E.—Debt Charges ...	1,11,955.43		1,68,605.48	
XII.—Licensing, Removal of Encroachment on Public Streets and Administration of Shops and Establishment Act, 1948 and Theatre Tax				
A.—Licensing Establishment ...	2,01,707.34			
B.—Removal of Encroachments on Public Streets ...	1,46,205.58			
C.—Administration of Shops and Establishment Act, 1948 ...	1,07,631.47			
D.—Provident Fund charges ...	14,377.00		4,69,981.39	
XIII.—Gardens and Open Spaces—				
A.—Gardens ...	3,48,773.24			
B.—New Gardens ...	24,899.86			
C.—Road side Trees ...	3,24,769.57			
G.—S. V. Patel Swimming Pool Kandivli ...	1,21,344.04			
H.—Provident Fund Charges ...	731.00			
I.—Debt Charges ...	82,825.22		9,03,342.93	
Carried forward		4,95,64,189.21	

APPENDIX No. 15—(Contd.).

(Ext. Suburbs.)

	Details.		Total.	
	Rs.	P.	Rs.	P.
Brought over ..			4,95,64,189.21	
EXPENDITURE—A.—REVENUE ACCOUNT—(Contd.)				
XIV.—Markets and Slaughter Houses—				
A.—Markets and Slaughter Houses ..	3,98,456.43			
B.—Provident Fund charges ..	2,485.00			
C.—Pension Gratuities etc. ..	22,400.00			
D.—Proportion of Gen. Supdt. ..	26,646.17			
E.—Debt charges ..	1,17,688.65			
				5,67,056.25
XV.—Contribution to				
(a) Budget 'B' under Section 125(2)(d) of the Bombay Municipal Corporation Act ..	23,32,377.00			
(b) Budget 'E' under Sec. 126—C(c) of the B.M.C. Act ..	49,66,351.24			
				72,98,651.24
XVI.—Miscellaneous—				
A.—Provident Fund, Pensions, Gratuities and Compassionate Allowance				
(c) Pension Fund ..	C R 3.66			
(d) Gratuities Fund ..	6,21,353.16			
				6,21,389.50
XX.—Lump Sum Provision for Centenary Gift ..				16,75,000.00
Total—Expenditure—A.—Revenue Account ..				5,97,26,286.20
EXPENDITURE—B.—CAPITAL ACCOUNT.				
I.—General Supervision Collection of Revenue, etc. ..	4,52,422.95			
II.—Water Works ..	45,68,821.04			
V.—Public Health Department ..	29,959.44			
VI.—Medical Relief and Education ..	24,11,023.17			
VII.—Street Cleansing and Conservancy ..	65,70,636.19			
VIII.—Roads, S.W. Drains and Public Lighting ..	73,81,858.28			
X.—Buildings, Land Acquisition and Management ..	22,84,543.49			
XI.—Fire Brigade ..	9,08,008.82			
XIII.—Gardens and Open Spaces ..	1,25,595.42			
XIV.—Markets and Slaughter Houses ..	2,85,601.19			
XV.—Slum service and Village Amenities				
Suspense A/c ..				
Advances for purchase of Plant and Machinery ..	50,613.92			
Discount and other charges ..				
Assets written off ..				
Trust Fund Expenditure ..				
Total—B—Capital Account Expenditure ..				2,50,69,155.91
EXPENDITURE—C.—SUSPENSE ACCOUNT.				
I.—Sinking and Special Fund Accounts—				
Sinking and Special Fund Accounts ..	55,87,301.81			
Loan Redemption Fund ..				55,87,301.81
II.—Paper and Cash Accounts—				
(1) Sinking Funds ..	77,16,091.05			
(2) Special Funds ..				
(3) Surplus Funds ..				
(4) Loan Funds ..	1,00,98,598.16			
(5) State Bank of India and Other Local Banks on account of Sundry Deposit ..	6,49,61,921.94			
				8,27,76,610.15
Carried forward ..				8,83,63,911.96

APPENDIX No. 15—(Concl'd.)

(Ext. Suburbs).

	Details.		Total.	
	Rs.	P.	Rs.	P.
Brought over	8,83,63,911.95	
EXPENDITURE—C.—SUSPENSE ACCOUNT—(Contd.)				
III.—Suspense Accounts—				
Deposit Account ...	1,15,45,519.26			
Advances for demolition ...	11,9:4.37			
Advances for Purchase of Petrol ...				
Advances Departmental Works ...	3,84,122.39			
Advances Private Works ...	22,041.95			
Advances for Improvement of Private Streets ...	1,47,7.88			
Advances—Municipal Contractors ...	795.00			
Advances—Sundries—Miscellaneous Advances ...	81,70,171.77			
Dishonoured Cheques ...	15,59,207.55			
Advances—Municipal Officers—				
(a) Standing Advances for Contingent Expenses ...	5,250.00			
(b) Motor Cars and Motor Cycles to Officers ...	16,500.00			
(c) Cycle Advances to Subordinates ...				
Provicent Fund—Extended Suburbs ...	17,06,190.10			
Plant and Machinery to be purchased out of Surplus Cash Balance ...				
Amount Transferred from Municipal General Fund ...	3,63,58,427.76			
Greater Bombay Municipal Corporation Loan Interest Warrants Payable Account ...	51,11,736.18			
Cheques Payable ...	9,72,52,785.41			
Cash Bills outstanding A/c. ...	6,028.60			
Wages Deposit A/c. ...	11,46,864.58			
Municipal Debt, Interest ...	71,04,532.20			
Interest accrued but not paid ...	1,04,538.19			
Reinstatement of Trenches ...	5,35,248.17			
Suspense A/c Mechanical Transport ...	285.00			
Repayment of Municipal Loans (Ext. Subs) ...	55,00,000.00			
Total, III.—Suspense Account Expenditure ...			17,65,45,436.76	
Total I, II and III ...			26,49,09,548.72	

SUMMARY

Receipts.			Disbursements	
Rs.	P.		Rs.	P.
14,44,949.99		Balance on 1st April 1973—		
4,83,26,589.02		A.—Revenue Account ...	5,97,26,286.20	
1,60,00,000.00		B.—Capital Account ...	2,50,69,155.91	
28,72,34,642.45	35,30,06,181.46	C.—Suspense Account ...	26,49,09,348.72	34,97,04,790.83
		Balance on 31st March 1974 ...		33,01,390.63
	35,30,06,181.46			35,30,06,181.46

	Rs.	P.	Rs.
Banks' Reconciliation—			
Balance as per Bank's Pass Books ...	2,58,071.44		
Add—			
Revenue sent to the Bank on 31st March 1974 but acknowledged on 1st April 1974 ...	5,92,275.68		
	8,50,347.12		
Less—			
Uncashed Cheques ...	15,84,172.20		
Balance in Bank as per Day Book Column No. (10) ...			Dr. 7,33,825.08
Balance in Office in Government Promissory Notes, etc. ...	4,18,340.00		
Balance in Office in Cash ...	1,581.29		
Collection held in Office Treasury ...	36,15,294.42		40,35,215.71
			33,01,390.63

Appendix No. 22
IMPROVEMENT SCHEMES
General Account for the year ending 31st March 1974

Particulars.	Amount.	Particulars.	Amount.
	Rs.		Rs.
To Revenue Expenditure as per Appendix No. 24 ...	4,19,95,521	By Revenue Receipts as per Appendix No. 23 ...	4,45,24,290
Balance being Surplus for the year transferred to Capital Account Balance Sheet.	25,28,769		
Total ...	4,45,24,290	Total ...	4,45,24,290

APPENDIX No. 22A

Improvement Schemes Account—Slum Clearance Account—(City)
General Account for the year ending 31st March 1974.

Particulars.	Amount.	Particulars.	Amount.
	Rs.		Rs.
To Revenue Expenditure as per appendix 24A	37,56,095	By Revenue Receipts under	
		(i) Rent and other proceeds of properties ...	21,51,265
		(ii) Interest and Profits on Investments ...	27,236
		(iii) Miscellaneous Receipts
			21,78,501
		Balance being Deficit for the year transferred to Capital Account Balance Sheet	15,77,594
Total	37,56,095	Total ...	37,56,095

APPENDIX No. 22B

Improvement Schemes Account—Slum Clearance Account—Suburbs and Ext. Suburbs
General Account for the year ending 31st March 1974.

Particulars.	Amount.	Particulars.	Amount.
	Rs.		Rs.
To Revenue Expenditure as per appendix 24B	20,64,493	By Revenue receipts under	
		(i) Rent and other proceeds of properties	5,05,367
		(ii) Contribution from Budget—'D'
		(iii) Interest & Profits on Investments...
		(iv) Miscellaneous Receipts ...	1,42,644
			6,48,011
		Balance being Deficit for the year transferred to Capital Account Balance Sheet	14,16,482
Total ...	20,64,493	Total ...	20,64,493

APPENDIX No. 25

IMPROVEMENT SCHEMES

Balance Sheet—(Capital Account) as on 1st March 1974.

LIABILITIES				ASSETS			
Rs.	P.	Rs.	P.	Rs.	P.	Rs.	P.
LOANS OUTSTANDING—				BLOCK ACCOUNT—			
(Vide details as shown in appendix No. 29) ...		13,69,80,373.79		Property & Assets at original cost as per appendix No. 26 ...	30,61,73,099.44		
Book value of land comprised schedules 'W' and 'X' ...		47,58,490.00		LESS—ASSETS CREDITED BY—			
Sinking Fund on Loans ...		8,20,67,675.97		(1) Transfer of Sinking Fund Accumulations in respect of Rs. 370 lakhs loan ...	25,07,830.00		
Loan Redemption Fund ...		9,10,30,115.27		(2) Special grants from the Govt. of India ...	54,00,000.00		
SURPLUS REVENUE—				(3) Premia on loans raised in 1935-36 ...	30,000.00		
Surplus upto 31st March 1973 ...	47,25,717.89			(4) Grant-in-aid from Govt. of Bombay part expenditure of Acquisition of Land ...	5,00,000.00		
Surplus during 1973-74 ...	25,28,769.24			(5) Sale proceeds of Land & Building ...	8,46,41,326.86		
SPECIAL FUNDS—			72,54,487.13				
Investment Reserve Fund ...			1,29,78,692.12	Book value of lands comprised in Schedules "W" & "X" as per appendix No. 27 (Section 97A of B. M. C. Act.) ...		47,58,490.00	
Amenities Fund ...			15,12,545.74	INVESTMENT—			
Rent Equilisation Fund ...			45,92,435.20	Sinking Fund - In paper & Cash as per appendix No. 28 ...		8,20,67,675.97	
				Capital Fund in fixed deposit & Cash ...		2,21,71,033.61	
				Investment Reserve Fund - In fixed deposit & Cash ...		1,29,78,692.12	
				Amenities Fund - In fixed deposit & Cash ...		15,12,545.74	
				Rent Equilisation Fund - In fixed deposit & Cash ...		45,92,405.20	
			34,11,74,786.22				34,11,74,786.22

* For Face, Book and Market Values of Securities held in the Sinking Funds on 31st March 1972. Please see Appendix No. 30.

** In Face, Book & Market Values of the Securities held in these funds at 31st March 1972, please see Appendix No. 16.

† Being the Sinking Fund accumulations in respect of the Loan of Rs. 370 Lakhs taken by the late Bombay Improvement Trust out of Bombay Development Loan Transferred to Capital Account as the Loan is converted into a fresh Loan repayable in equated annual installments (vide C. R. No. 94 of 4th May 1936).

Appendix No. 25A.

IMPROVEMENTS SCHEMES

Slum Clearance City

Balance Sheet Capital Account as on 31st March 1974.

LIABILITIES		Rs.	P.	ASSETS.		Rs.	P.
LOAN OUTSTANDING—				Block Account—			
(Vide details as shown in Appendix No. 29A)		3,96,89,381.30		Property and Assets at original cost as per Appendix No. 26A		3,66,41,934.99	
Subsidy from Government		1,02,61,492.00		Sinking Fund as per Appendix No. 28A		73,62,063.74	
Sale proceeds up to 31st March 1974		33,028.68		CAPITAL FUND—			
Sinking Fund on Loans		73,62,063.74		In fixed deposit		31,92,700.00	
Loan Redemption Fund		4,11,534.70		In cash		21.16	
		5,77,57,500.42					
Deduct—		Rs.	P.				
Deficit upto 31st March 1973		89,83,686.47					
Add—Deficit during the year		15,77,594.06					
		1,05,61,230.53					
Total Rs.		4,71,96,219.89		Total Rs.		4,71,96,219.89	

Appendix No. 25 B.

IMPROVEMENTS SCHEMES

Slum Clearance Suburbs.

Balance sheet Capital Account as on 31st March 1974.

LIABILITIES.		Rs.	P.	ASSETS.		Rs.	P.
Loan outstanding		2,59,74,841.15		Block Account Property and Asset at original cost as per Appendix No. 26B		3,21,20,784.01	
Subsidy from Government		57,82,779.00		Sinking Fund as per app. 28B		38,61,060.38	
Sinking Fund on loan		38,61,060.38		Capital Fund			
Sale proceeds upto 31st March 1974		28,80,991.91		In Fixed Dept. Rs.		10,12,900.00	
Add—				In Cash		18.00	
Loan Redemption Fund		2,18,135.85					
Less—							
Deficit upto 31st March 1973		3,06,563.83					
Add—Deficit during the year		14,16,481.97					
		17,23,045.80					
Total Rs.		3,69,94,762.49		Total Rs.		3,69,94,762.49	

Appendix No. 26

IMPROVEMENT SCHEMES

Block account showing details of Capital Expenditure upto 31st March 1974.

Particulars	Total Capital Expenditure upto 31st March 1973	Expenditure during 1973-74	Total Capital Expenditure upto 31st March 1974	Particulars	Total Capital Expenditure upto 31st March 1973	Expenditure during 1972-73	Total Capital Expenditure upto 31st March 1974
	Rs.	Rs.	Rs.		Rs.	Rs.	Rs.
CAPITAL ACCOUNT				Brought over	28,42,87,299	31,66,332	28,74,53,631
Improvement and Street Scheme.				Acquisition of Land in survey No. 129, Hissal, Squatters Nos 130-136 of Ekhar Pahad for housing of dishoused tenants as well as displaced Industries in execution of its sanctioned Schemes	94,149	...	94,149
Schedule W Lands	13,45,571	...	13,45,571	Acquisition of land bearing C. S. No. 1325 (Part) and 1/325 Lower Parel Division for housing dishoused persons as a result of Municipal Scheme	1,80,129	...	1,80,129
Schedule X Lands	16,26,471	...	16,26,471	Acquisition of land at Poisar and Kandivli in Survey No. 94 and 95 (Part) of Poisar Survey Nos. 126, 128 and 129 (Part) of Kandivli	3,51,977	...	3,51,977
Schedule Z Lands	8	...	8	Taking over explosion victim tenements S. P. Sheds at Shantinagar Arthur Road, etc.	4,84,801	...	4,84,801
Scheme No.					28,53,98,355	31,66,332	28,85,64,687
1 First Nagpada	29,16,099	...	29,16,099	Police Accommodation Schemes.			
2 Princess Street	85,08,865	...	85,08,865	Scheme No.			
3 Sandhurst Road	1,16,02,375	...	1,16,02,375	14 First Nagpada	84,450	...	84,450
4 Gamdevi	22,88,002	...	22,88,002	16 Wodehouse Road	3,22,667	...	3,22,667
5 Dadar-Matunga	1,00,53,384	...	1,00,53,384	17 Duncan Road	58,981	...	58,981
6 Sion-Matunga	1,94,40,581	13,749	1,94,54,330	18 Shepherd Road	36,223	...	36,223
7 Colaba Reclamation	4,78,538	...	4,78,538	19 Agripada	1,79,120	...	1,79,120
8 Mandvi-Koliwada	26,52,501	...	26,52,501	23 Connaught Road	79,495	...	79,495
11 Agripada	3,127	...	3,127	24 Princess Street	2,65,953	...	2,65,953
13 Souther Street Extension East-wards	68,102	...	68,102	25 Gmdevi	1,29,407	...	1,29,407
27 Mathew Road	14,11,129	...	14,11,129	34 Lamington Road	4,61,024	...	4,61,024
29 Nowroji Hill	86,57,482	...	86,57,482	35 Sandhurst Road West	1,46,104	...	1,46,104
30 Souther Street Extension West-wards	1,30,512	...	1,30,512	39 Sandhurst Road East	7,58,893	...	7,58,893
31 Parel Suparibaug Estate	91,42,350	...	91,42,350	40 Byculla	8,28,411	...	8,28,411
32 East Agripada	50,59,050	...	50,59,050	44 Maharbaudi	2,71,434	...	2,71,434
33 Bhatwadi	3,28,433	...	3,28,433	45 Palton Road	5,71,492	...	5,71,492
36 Lamington Road	2,91,191	...	2,91,191	46 Naigaum	5,69,142	...	5,69,142
37 Sydenham Road	1,40,51,180	...	1,40,51,180	48 Mahim	4,53,032	...	4,53,032
41 Undria Street	5,72,800	...	5,72,800	55 Chinchbunder Road	4,32,656	...	4,32,656
43 Parel Road Central	38,97,348	...	38,97,348	55A Mazagaon	4,53,560	...	4,53,560
47 Parel Road North	52,96,220	...	52,96,220	63 King's Circle (Matunga)	4,82,185	...	4,82,185
49 Nepean Sea Road—Reclamation	3,053	...	3,053	67 Naigaum (for Armed Police and Recruits)	24,42,031	...	24,42,031
50 Mazagaon Street	40,68,206	...	40,68,206	70 Arthur Road	1,58,357	...	1,58,357
52 Worli Street	2,73,19,569	585	2,73,20,154		91,84,617	...	91,84,617
53 Foras Road	36,82,045	...	36,82,045	Mill Company's Chawl Schemes			
54 Kolbhatwadi	21,79,254	...	21,79,254	Scheme No.			
55 Bellasis Road	18,530	...	18,530	42 Spring Mills	5,18,990	...	5,18,990
56 Dharavi Street	1,24,91,859	10,62,753	1,35,54,612	51 Century Mills	1,29,980	...	1,29,980
57 Sewri-Wadala	3,82,84,266	5,11,351	3,87,95,617	55 David Mills	2,96,852	...	2,96,852
58 Worli-Extension	1,38,24,997	...	1,38,24,997		9,45,822	...	9,45,822
59 Sewri-Koliwada	6,72,719	...	6,72,719	Slum Clearance.			
60 Naigaum Street	76,18,685	...	76,18,685	Preliminary Expenses	22,481	...	22,481
61 Ferguson Road	15,68,030	...	15,68,030	Transit Camps for providing alternative housing accommodation to facilitate Slum Clearance—			
62 Love Lane	16,88,731	...	16,88,731	(i) Construction of 244 tenements, etc.	2,58,843	...	2,58,843
66 Mahalaxmi	4,86,705	...	4,86,705	(ii) Construction of 210 tenements etc.	1,81,987	...	1,81,987
69 Widening of Byculla Bridge	7,20,290	...	7,20,290	Carried forward	4,63,311	...	4,63,311
71 Chaupati Street	24,085	...	24,085		29,59,92,105	31,66,332	29,91,58,43
Chaupati Reclamation	1,889	...	1,889				
East Chaupati Estate	4,380	...	4,380				
Lump Provision for granting loans to erect buildings on Imp. Scheme lands as provided under Section 354W of the Municipal Act	20,852	Cr. 928	19,924				
72 Tripartite Road	2,26,684	...	2,26,684				
73 Palton Road	10,37,510	...	10,37,510				
74 Sion Overbridge	92,457	...	92,457				
Lump Provision for Acquisition in all Schemes	6,136	...	6,136				
Lump provision for Housing Accommodation for proper classes including provision for acquisition.	5,50,51,322	15,78,452	5,66,29,774				
Housing of squatters on land Near Mankhurd Railway Station.	8,38,300	...	8,38,300				
Housing of Squatters on lands near Jogeshwari	7,30,846	...	7,30,846				
76 Lohar Chawl Gully	4,53,301	970	4,53,671				
77 Housing Accommodation—For Fishermen at Mahim Causeway	459	...	459				
Housing of Squatters Acquisition	Cr. 4,351	...	Cr. 44,351				
Housing of Squatters at Vikroli	6,29,401	...	6,29,401				
Construction of Dormitories	151	...	151				
Acquisition of land at Govandi	6,92,736	...	6,92,736				
	1,42,883	...	1,42,883				
Carried forward	28,42,87,299	31,66,332	28,74,53,631				

Appendix No. 26—(Concl.)

Particulars	Total Capital Expenditure upto 31st March 1973.	Expenditure during 1973-74.	Total Capital Expenditure upto 31st March 1974	Particulars	Total Capital Expenditure upto 31st March 1973.	Expenditure during 1973-74.	Total Capital Expenditure upto 31st March 1974.
	Rs.	Rs.	Rs.		Rs.	Rs.	Rs.
Brought over ...	29,59,92,105	31,66,332	29,91,58,437	Brought over ...	29,68,67,667	31,66,332	30,00,33,999
Miscellaneous.				Discount on Loans ...	14,53,359	...	14,53,359
Survey of the Island of Bombay...	1,06,046	...	1,06,046	Expenses in connection with the Loan of Rs. 10 lakhs ...	12,227	...	12,227
Administrative Offices, etc.— Building on Esplanade Road near Queen's Statue ...	3,21,562	...	3,21,562	Expenses in connection with the repayment of Rs. 25 Lakhs Loan ...	19,504	...	19,504
Engineer's Office at Matunga ...	1,38,468	...	1,38,468	Expenses in connection with the loan raised in 1957-58 ...	62,048	...	62,048
Central Stores at the back of Fyera Fletcher School ...	15,656	...	15,656	Repayment of Rs. 40 lakhs loan of 1919 ...	26,83,469	...	26,83,469
Store yard at Agripada, etc. ...	83,801	...	83,801	Part payment of Rs. 25 Lakhs loan of 1926 ...	19,38,494	...	19,08,494
Workshop for Motor Lorries at Agripada ...	90,368	...	90,368		61,39,101	...	61,39,101
Tools and Plant ...	559	...	559				
Refund to preliminary expenses to Government ...	38,019	...	38,019				
Preliminary expenses in connection with the Improvements of alum areas ...	68,816	...	68,816				
Provision of a lift in the Improvement Trust Building at Napier Road near Queen's Statue ...	12,267	...	12,267				
	8,75,562	...	8,75,562				
Carried forward ...	29,68,67,667	31,66,332	30,00,33,999	Grand Total ...	30,30,06,769	31,66,332	30,61,73,101

* This figure includes Rs. 2,80,899 being the share of cost of Management and Establishment chargeable to Capital Account

APPENDIX No. 26A.

Improvement Schemes—Slum Clearance—City.

Block account showing details of Capital Expenditure upto 31st March 1974.

Particulars.	Total Capital Expenditure from 1st April 1956 upto 31st March 1973.	Expenditure during 1973-74.	Total Capital Expenditure upto 31st March 1974.
	Rs.	Rs.	Rs.
A.—Works to be carried out from Municipal Fund ...			
Acquisition of land within, adjoining or surrounded by clearance Areas for housing or other development works ...	10,47,243	...	10,47,243
Transit Camps for providing temporary alternative housing accommodation to facilitate Slum Clearance ...	5,33,767	..	5,33,767
Permanent Housing for Slum Population ...	13,54,259	...	13,54,259
Providing Sewerage arrangement in Kamathipura Area ...	1,71,857	...	1,71,857
Discount and other charges on the loan of Rs. 10 lakhs raised in 1956-57 ...	10,108	...	10,108
Discount and other charges on the loan of 20 lakhs raised in 1957-58 ...	45,160	...	45,160
Do. on the loan of Rs. 10 lakhs raised in 1958-59 ...	17,721	...	17,721
Miscellaneous expenses including Preliminary expenses (Staff and contingencies in connection with Slum Clearance) ...	29,56,771	68,078	30,24,849
Total A—Works to be carried out from Municipal Fund ...	61,35,886	68,078	62,04,964
B.—Works to be carried out with the Government Aid.			
Acquisition of land within, adjoining or surrounded by Clearance Areas for—rehousing or other development works ...	43,49,749	16,138	43,65,887
Permanent Housing for Slum Population ...	2,36,28,176	24,42,908	2,60,71,084
Total, B—Works to be carried out with the Government Aid ...	2,79,77,925	24,59,046	3,04,36,971
Grand Total * ...	3,41,14,811	25,27,124	3,66,41,935

* Previous expenditure amounting to Rs. 4,63,311 upto 31st March 1966 is shown in Appendix No. 26.

APPENDIX No. 26B.

Improvement Schemes—Slum Clearance—Suburbs.

Block account showing details of Capital Expenditure upto 31st March 1974.

Particulars.	Total Capital Expenditure upto 31st March 1973.	Expenditure during 1973-74.	Total Capital Expenditure upto 31st March 1974.
	Rs.	Rs.	Rs.
Slum Clearance—Suburbs.			
A.—Works to be carried out from Municipal Fund.			
Miscellaneous expenses including Preliminary Expenses (Staff and Contingencies) ...	1,67,91,583	5,59,380	1,73,50,963
Total, A—Works to be carried out from Municipal Fund ...	1,67,91,583	5,59,380	1,73,50,963
B.—Works to be carried out with the Govt. Aid.			
(b) Chawl and S.P. Chawls. ...	1,36,14,195	11,55,624	1,47,69,819
Total, B—Works to be carried out with the Govt. Aid. ...	1,36,14,195	11,55,624	1,47,69,819
Grand Total ...	3,04,05,778	17,15,004	3,21,20,782

Appendix IMPROVEMENT

Statement showing outstanding Loans of the Bombay Improvement Trust due by the payable for the year 1973-74, the amount paid during the year and the

Serial No.	Particulars of Loans.	Rate of Interest per Annum	Amount raised.		Balance due on 1st April 1973		Amount raised in 1973-74.		Total		
1	2	3	4		5		6		7		
			Rs.	Ps.	Rs.	Ps.	Rs.	Ps.	R.	Ps.	
	<i>Loans raised from Government.</i>										
	Consolidated Loan in respect of Conversion Loan 1937-38, 35 lakhs Loan, and Rs. 8 lakhs Loan ..	3.375 per cent.	4,17,94,178	06	1,24,99,604	97			1,24,99,604	97	
	Total loans raised from Government		4,17,94,178	06	1,24,99,604	97			1,24,99,604	97	
	<i>Loans raised from the Public.*</i>										
1	Rs. 8 lakhs Loan 1913 ..	4 Do.	18,00,000	00	18,00,000	00			18,00,000	00	
2	Rs. 50 lakhs Loan 1914 ..	4 Do.	50,00,000	00	50,00,000	00			50,00,000	00	
3	Rs. 25 lakhs Loan 1916 ..	4 Do.	25,00,000	00	25,00,000	00			25,00,000	00	
4	Rs. 70 lakhs Loan 1920 ..	6 Do.	70,00,000	00	76,00,000	00			66,00,000	00	
	Total from Public ..		1,63,00,000	00	1,59,00,000	00			1,59,00,000	00	
	<i>Loans raised from Internal.</i>										
1	Rs. 45 lakhs Loan 1921 ..	4½ Do.	45,00,000	00	45,00,000	00			45,00,000	00	
2	Rs. 52 lakhs Loan October 1922 ..	4½ Do.	52,00,000	00					52,00,000	00	
3	Rs. 8 lakhs Loan 22nd January 1923 ..	4½ Do.	8,00,000	00					8,00,000	00	
4	Rs. 82 lakhs Loan 22nd January 1923 ..	4½ Do.	82,00,000	00	1,72,00,000	00			1,72,00,000	00	
5	Rs. 30 lakhs Loan March 1923 ..	4½ Do.	30,00,000	00					30,00,000	00	
6	Rs. 40 lakhs Loan 2nd November 1923 ..	4½ Do.	40,00,000	00					40,00,000	00	
7	Rs. 20 lakhs Loan 2nd January 1924 ..	4½ Do.	20,00,000	00	89,00,000	00			89,00,000	00	
8	Rs. 29 lakhs Loan 5th March 1924 ..	4½ Do.	29,00,000	00					29,00,000	00	
9	Rs. 20 lakhs Loan 1st November 1924 ..	4½ Do.	20,00,000	00					20,00,000	00	
10	Rs. 60 lakhs Loan 10th November 1924 ..	4½ Do.	60,00,000	00	1,00,00,000	00			1,00,00,000	00	
11	Rs. 20 lakhs Loan 2nd January 1925 ..	4½ Do.	20,00,000	00					20,00,000	00	
12	Rs. 20 lakhs Loan 2nd October 1925 ..	4½ Do.	20,00,000	00					20,00,000	00	
13	Rs. 15 lakhs Loan 2nd November 1925 ..	4½ Do.	15,00,000	00	70,00,000	00			70,00,000	00	
14	Rs. 35 lakhs Loan 2nd January 1926 ..	4½ Do.	35,00,000	00					35,00,000	00	
15	Rs. 19.28 lakhs Loan out of Rs. 19.39 lakhs Loan (1956-57) ..	4 Do.	19,28,000	00	19,28,000	00			19,28,000	00	
16	Rs. 27,38,500 Loan 1957-58 ..	4½ Do.	27,38,500	00	27,38,500	00			27,38,500	00	
17	Rs. 50 lakhs Loan 1959-60 ..	4 Do.	50,00,000	00	50,00,000	00			50,00,000	00	
18	Rs. 70 lakhs Loan 1960-61 out of Rs. 1 Crore Loan 1960-61 ..	4½ Do.	70,00,000	00	70,00,000	00			70,00,000	00	
19	Rs. 50 lakhs loan 1961-62 ..	4½ Do.	50,00,000	00	50,00,000	00			50,00,000	00	
20	Rs. 100 lakhs loan 1962-63 ..	4½ Do.	1,00,00,000	00	1,00,00,000	00			1,00,00,000	00	
21	Rs. 50 lakhs loan 1963-64 ..	4½ Do.	50,00,000	00	50,00,000	00			50,00,000	00	
22	Rs. 100 lakhs loan 1965-66 ..	6 Do.	1,00,00,000	00	1,00,00,000	00			1,00,00,000	00	
23	Rs. 50 lakhs Loan 1966-67 ..	6 Do.	50,00,000	00	50,00,000	00			50,00,000	00	
24	Rs. 50 lakhs Loan 1967-68 ..	6 Do.	50,00,000	00	50,00,000	00			50,00,000	00	
25	Rs. 75 lakhs loan 1968-69 ..	6 Do.	75,00,000	00	75,00,000	00			75,00,000	00	
26	Rs. 50 lakhs loan 1972-73 ..	6 Do.	
27	Rs. 75 lakhs Loan 1973-74 ..	6 Do.	
	Total from Internal ..		11,17,66,500	00	11,17,66,500	00			11,17,66,500	00	
	Total from Public & Internal ..		12,80,66,500	00	12,76,66,500	00			12,76,66,500	00	
	Grand Total ..		16,98,60,678	06	14,01,66,104	97			14,01,66,104	97	

* Loans at serial Nos. 1 to 4 are guaranteed by Government under Section 163 of the Govt. of India Act 1925. (Section 110F of the B.M.C. Act.).

† Debentures for Rs. 41 lacs held by the Public were repaid on 1st April 1935 under the option reserved in the Debentures

No. 29.
SCHEMES.

Municipality, the interest outstanding on 1st April 1973, on the different Loans, the amount Balances outstanding on 31st March 1974.

Amount repaid in 1973-74.		Balance due on 31st March 1974.		Interest outstanding on 1st April 1973.		Interest payable in 1973-74.		Total interest due.		Defect-interest paid during the year.		Outstanding balance on 31st March 1974.	
Rs.	Ps.	Rs.	Ps.	Rs.	Ps.	Rs.	Ps.	Rs.	Ps.	Rs.	Ps.	Rs.	Ps.
13,85,731	18	1,11,13,873	79			4,10,376	82	4,10,376	82	4,10,376	82		
13,85,731	18	1,11,13,873	79			4,03,376	82	4,10,376	82	4,10,376	82		
18,00,000	00			6,817	69	72,000	00	78,817	69	53,817	69	23,000	00*
		50,00,000	00	21,352	13	2,00,000	00	2,21,352	13	1,99,092	00	22,260	13
		25,00,000	00			1,00,000	00	1,00,000	00	1,00,000	00		
		66,00,000	00			3,96,000	00	3,96,000	00	3,96,000	00		
18,00,000	00	1,41,00,000	00	28,169	82	7,08,000	00	7,96,169	82	7,48,909	69	22,200	13
												* 25,000	00
		45,00,000	00			2,02,500	00	2,02,500	00	2,02,500	00		
		1,72,00,000	00			7,74,000	00	7,74,000	00	7,74,000	00		
		89,00,000	00			4,00,500	00	4,00,500	00	4,00,500	00		
		1,00,00,000	00			4,50,000	00	4,50,000	00	4,50,000	00		
		70,00,000	00			3,15,000	00	3,15,000	00	3,15,000	00		
		19,20,000	00			77,120	00	77,120	00	77,120	00		
		27,38,500	00			1,16,387	00	1,16,387	00	1,16,386	24	83	76*
		50,00,000	00			2,00,000	00	2,00,000	00	2,00,000	00		
		70,00,000	00			2,97,500	00	2,97,500	00	2,97,500	00		
		50,00,000	00			2,12,500	00	2,12,500	00	2,12,500	00		
		1,00,00,000	00			4,50,000	00	4,50,000	00	4,50,000	00		
		50,00,000	00			2,37,500	00	2,37,500	00	2,37,500	00		
		1,00,00,000	00			6,00,000	00	6,00,000	00	6,00,000	00		
		50,00,000	00			3,00,000	00	3,00,000	00	3,00,000	00		
		50,00,000	00			3,00,000	00	3,00,000	00	3,00,000	00		
		75,00,000	00			4,50,000	00	4,50,000	00	4,50,000	00		
						3,00,000	00	3,00,000	00			* 3,00,000	00
						2,25,000	00	2,25,000	00			* 2,25,000	00
		11,17,66,500	00			99,18,007	00	99,08,007	00	53,93,006	24	* 5,25,000	76
18,00,000	00	12,58,66,500	00	28,169	82	66,76,017	00	67,04,176	82	61,31,915	93	22,200	13
												* 5,50,000	76
13,85,731	18	13,82,80,373	79	28,169	82	70,86,383	82	71,14,553	64	65,42,292	75	** 22,260	13
												* 9,51,000	76

* To be treated as savings.
 This is the total figure of Renewed Grants under 'A', 'B' & 'C'.
 This is the total figure of Outstanding balance required or renewed under 'A', 'B' & 'C' worth next year. (1974-75).

APPENDIX
SLUM CLEARANCE
(A-CITY AND

Statement showing outstanding Loans of the Slum clearance Scheme (A-City & amount payable for the year 1973-74, the amounts paid during

Serial No.	Particulars of Loans	Date of Issue	Rate of interest per Annum	Balance due on 1st April 1973	Amount paid in 1973-74
(1)	(2)	(3)	(4)	(5)	(6)
A.—City					
LOANS RAISED FROM GOVT. PROGRAMME NO. 1					
1	Rs. 9,50,997 Loan (1957-58) ...	23-3-1958	4½%	9,02,096 09	...
2	Rs. 6,12,000 Loan (1958-59) ...	29-3-1959	4½%	5,80,530 56	...
3	Rs. 2,73,003 Loan (1959-60) ...	4-8-1959	4½%	2,58,965 01	...
4	Rs. 1,85,000 Loan (1960-61) ...	23-3-1961	4½%	1,75,487 19	...
5	Rs. 5,04,000 Loan (1961-62) ...	28-3-1962	4½%	4,43,935 12	...
6	Rs. 2,64,529 Loan (1962-63) ...	13-3-1963	5½%	2,52,476 73	...
7	Rs. 2,50,971 Loan (1963-64) ...	27-3-1964	5½%	2,39,536 46	...
8	Rs. 47,250 Loan (1964-65) ...	27-1-1965	5½%	45,097 24	...
9	Rs. 2,20,355 Loan (1964-65) ...	13-3-1965	5½%	2,10,315 36	...
10	Rs. 52,504 Loan (1965-66) ...	31-3-1965	5½%	48,232 31	...
11	Rs. 73 Loan (1965-66) ...	15-2-1966	5½%	69 73	...
12	Rs. 568 Loan (1968-69) @ ...	30-8-1961	5½%	542 47	...
Total 1st Programme				31,57,284 27	...
LOANS RAISED FROM GOVT. PROGRAMME NO. 2					
13	Rs. 94,000 Loan (1961-62) ...	23-3-1962	4½%	94,500 00	...
Total 2nd Programme				94,500 00	...
LOANS RAISED FROM GOVT. PROGRAMME NO. 3					
14	Rs. 9,00,000 Loan (1960-61) ...	28-3-1961	4½%	7,61,626 05	...
15	Rs. 62,037 Loan (1962-63) ...	1-3-1963	5½%	53,419 75	...
16	Rs. 9,963 Loan (1963-64) ...	27-3-1964	5½%	8,579 20	...
Total 3rd programme				8,23,625 00	...
LOANS RAISED FROM GOVT. PROGRAMME No. 4					
17	Rs. 3,69,600 Loan (1963-64) ...	27-3-1964	5½%	3,69,600 00	...
18	Rs. 1,84,800 Loan (1964-65) ...	27-1-1965	5½%	1,84,800 00	...
Total 4th programme				5,54,400 00	...
LOANS RAISED FROM GOVT. PROGRAMME NO. 6					
19	Rs. 1,53,900 Loan (1966-67) @ ...	20-3-1967	5½%	1,45,977 56	...
20	Rs. 17,100 Loan (1967-68) @ ...	1-3-1968	5½%	16,330 83	...
21	Rs. 57,000 Loan (1968-69) @ ...	12-12-1968	5½%	54,466 14	...
Total 6th programme				2,17,744 53	...
LOANS RAISED FROM GOVT. PROGRAMME No. 9					
22	Rs. 6,10,818 Loan (1966-67) @ ...	30-3-1967	5½%	6,10,818 00	...
23	Rs. 5,73,838 Loan (1967-68) @ ...	1-3-1968	5½%	5,73,838 00	...
24	Rs. 7,28,110 Loan (1968-69) @ ...	12-12-1968	5½%	7,28,110 00	...
25	Rs. 1,00,513 Loan (1968-69) @ ...	31-3-1969	5½%	1,00,518 00	...
26	Rs. 1,04,516 Loan (1969-70) @ ...	17-3-1970	5½%	1,04,516 00	...
26(a)	Rs. 3,51,298 Loan (1970-71) @ ...	31-3-1971	6½%	3,91,298 00	...
Total 9th programme				25,09,098 00	...
LOANS RAISED FROM GOVT. PROGRAMME NO. 10					
27	Rs. 1,62,343 Loan (1966-67) @ ...	30-3-1967	5½%	1,62,343 00	...
28	Rs. 3,254 Loan (1967-68) @ ...	1-3-1968	5½%	3,254 00	...
29	Rs. 58,984 Loan (1968-69) @ ...	12-12-1969	5½%	58,984 00	...
Total 10th programme				2,24,581 00	...
LOANS RAISED FROM GOVERNMENT PROGRAMME No. 11					
30	Rs. 69,476 Loan (1968-69) @ ...	31-3-1969	5½%	69,426 00	...
31	Rs. 75,936 Loan (1969-70) @ ...	17-3-1970	5½%	75,936 00	...
32	Rs. 13,725 Loan (1970-71) @ ...	31-3-1971	6½%	13,725 00	...
Total 11th Programme				1,59,087 00	...
Total Loan from Govt.				77,40,319 80	...
LOANS FROM PUBLIC					
33	Rs. 10 Lakhs Loan 1956-57 ...	29-3-1957	4%	10,00,000 00	...
34	Rs. 20 Lakhs Loan 1957-58 ...	15-3-1958	4½%	20,00,000 00	...
35	Rs. 10 Lakhs Loan 1958-59 ...	30-3-1959	4%	10,00,000 00	...
36	Rs. 25 Lakhs Loan 1959-60 ...	15-2-1960	4%	25,00,000 00	...
37	Rs. 50 Lakhs Loan 1961-62 ...	1-2-1962	4½%	50,00,000 00	...
38	Rs. 30 Lakhs Loan 1961-65 ...	25-3-1965	4½%	30,00,000 00	...
39	Rs. 50 Lakhs Loan 1965-67 ...	1-3-1967	6%	50,00,000 00	...
40	Rs. 25 Lakhs Loan 1971-72 ...	30-3-1972	6%	25,00,000 00	...
41	Rs. 50 Lakhs Loan 1972-73 ...	31-3-1973	6%	50,00,000 00	...
42	Rs. 50 Lakhs Loan 1973-74 ...	30-3-1974	6%	50,00,000 00	50,00,000 00
Total Loans from Public				2,70,00,000 00	50,00,000 00
Grand Total				3,47,40,319 80	50,00,000 00

(a) The amount of interest which will accrue on this Loan from the day on which it will be drawn to the date on which the repayment total Loan sanctioned commences will be payable along with the first repayment instalment of the total loan sanctioned.

No. 29A
SCHEME (ACCOUNT)

B—SUBURBS)

B-Suburbs) Budget B, the interest outstanding on 1st April 1973, on the different loans, the the year and the balances outstanding on 31st March 1974.

Total		Amount repaid in 1973-74		Balance due on 31st March 1974		Interest outstanding on 1st April 1973		Interest due payable in 1973-74		Total interest due		Deduct interest paid during the year		Outstanding balance on 31st March 1974	
(7)		(8)		(9)		(10)		(11)		(12)		(13)		(14)	
Rs.	P.	Rs.	P.	Rs.	P.	Rs.	P.	Rs.	P.	Rs.	P.	Rs.	P.	Rs.	P.
9,02,096	09	17,788	85	8,84,307	24	40,594	32	40,594	32	40,594	32
5,80,530	56	11,447	74	5,69,082	82	26,123	88	26,123	88	26,123	88
2,53,965	01	5,106	64	2,53,858	37	11,653	43	11,653	43	11,653	43
1,75,487	19	3,460	51	1,72,026	68	7,896	92	7,896	92	7,896	92
4,43,935	12	8,754	16	4,35,180	96	19,977	08	19,977	08	19,977	08
2,52,476	73	4,446	44	2,48,030	29	13,255	03	13,255	03	13,255	03
2,39,536	46	4,218	55	2,35,317	91	12,575	66	12,575	66	12,575	66
45,697	24	794	21	44,303	03	2,367	61	2,367	61	2,367	61
2,10,315	36	3,703	92	2,06,611	44	11,041	56	11,041	56	11,041	56
40,232	31	845	93	47,386	38	2,773	36	2,773	36	2,773	36
69	73	1	22	68	51	4	01	4	01	4	01
542	47	9	51	532	96	31	19	31	19	31	19
31,57,284	27	60,577	68	30,96,706	59	1,48,294	05	1,48,294	05	1,48,294	05
94,500	00	94,500	00	4,253	00	4,253	00	4,252	50
94,500	00	94,500	00	4,253	00	4,253	00	4,252	50	0	50*
7,61,626	05	20,978	83	7,40,647	22	34,273	17	34,273	17	34,273	17
53,419	75	1,346	78	52,072	97	2,804	54	2,804	54	2,804	54
8,579	20	216	27	8,362	93	450	41	450	41	450	41
8,23,625	00	22,541	88	8,01,083	12	37,528	12	37,528	12	37,528	12
3,69,600	03	3,69,600	00	19,404	00	19,404	00	19,404	00
1,84,800	00	1,84,800	00	9,702	00	9,702	00	9,702	00
5,54,400	00	5,54,400	00	29,106	00	29,106	00	29,106	00
1,46,977	56	2,577	78	1,44,399	78	8,451	21	8,451	21	8,451	21
16,330	83	286	43	16,044	40	939	02	939	02	939	02
54,436	14	954	73	53,481	41	3,130	08	3,130	08	3,130	08
2,17,744	53	3,818	94	2,13,925	59	12,520	31	12,520	31	12,520	31
6,10,818	00	6,10,818	00
5,73,838	00	5,73,838	00
7,28,110	00	7,28,110	00
1,01,518	00	1,00,518	00
1,04,516	00	1,04,516	00
3,91,298	00	3,91,298	00
25,09,098	00	25,09,098	00
1,62,343	00	1,62,343	00
3,254	00	3,254	00
58,984	00	58,984	00
2,24,581	00	2,24,581	00
69,426	00	69,426	00
75,916	00	75,936	00
13,725	00	13,725	00
1,59,087	00	1,59,087	00
77,40,319	80	86,938	50	76,53,381	30	2,31,701	48	2,31,701	48	2,31,700	98	0	50*
10,00,000	00	10,00,000	00	40,000	00	40,000	00	40,000	00
20,00,000	00	20,00,000	00	85,000	00	85,000	00	85,000	00
10,00,000	00	10,00,000	00	40,000	00	40,000	00	40,000	00
25,00,000	00	25,00,000	00	1,00,000	00	1,00,000	00	1,00,000	00
50,00,000	00	50,00,000	00	2,12,500	00	2,12,500	00	2,12,500	00
30,00,000	00	30,00,000	00	1,42,500	00	1,42,500	00	1,42,500	00
90,00,000	00	90,00,000	00	3,00,000	00	3,00,000	00	3,00,000	00
25,00,000	00	25,00,000	00	1,50,000	00	1,50,000	00	1,50,000	00	1,50,000	00*
90,00,000	00	90,00,000	00	4,50,000	00	4,50,000	00	4,50,000	00	1,50,000	00*
50,00,000	00	50,00,000	00	2,25,000	00	2,25,000	00	2,25,000	00	2,25,000	00
3,20,00,000	00	3,20,00,000	00	17,45,000	00	17,45,000	00	13,70,000	00	3,75,000	00*
3,97,40,319	80	86,938	50	3,96,53,381	30	19,76,701	48	19,76,701	48	16,01,700	98	3,75,000	50*

* To be treated as savings.

Div.—I.

The Loan outstanding as on 31-3-1971 is shown Rs. 2,98,59,361.25 in appendix No. 25A. as an amount of Rs. 36,000 received has been refunded to the Government by debiting the amount to Sundry advances as certain tenements constructed under Slum Clearance Scheme were allotted to—postal Department at the instance of the Government.

APPENDIX
SLUM CLEARANCE
(A—CITY AND

Statement showing outstanding Loans of the Slum clearance Scheme (A-City & amount payable for the year 1973-74 the amounts paid during

Serial No.	Particulars of Loans	Date of Issue	Rate of interest per Annum	Balance due on 1st April 1973	Amount raised in 1973-74
(1)	(2)	(3)	(4)	(5)	(6)
				Rs.	Rs.
B.—Suburbs and Extended Suburbs.					
LOANS RAISED FROM GOVT. PROGRAMME NO. 2					
1	Rs. 3,07,000 Loan (1959-60)	4-8-1959	4½%	3,07,000.00	...
2	Rs. 5,84,000 Loan (1960-61)	28-3-1961	4½%	5,84,000.00	...
3	Rs. 3,54,375 Loan (1962-63)	13-3-1963	5½%	3,54,375.00	...
4	Rs. 1,67,625 Loan (1963-64)	27-3-1964	5½%	1,67,625.00	...
5	Rs. 2,43,364 Loan (1964-65)	13-3-1965	5½%	2,43,364.00	...
6	Rs. 11,599 Loan (1966-67)	1-12-1966	5½%	11,599.00	...
	Total 2nd Programme			16,67,963.00	...
LOANS RAISED FROM GOVT. PROGRAMME NO. 3					
7	Rs. 1,62,000 Loan (1960-61)	28-3-1961	4½%	1,37,092.11	...
8	Rs. 9,72,000 Loan (1961-62)	28-3-1962	4½%	8,22,552.19	...
9	Rs. 1,00,182 Loan (1962-63)	13-3-1963	5½%	86,266.14	...
10	Rs. 7,818 Loan 1963-64	27-3-1964	5½%	6,732.30	...
	Total 3rd Programme			10,52,642.74	...
LOANS RAISED FROM GOVT PROGRAMME NO. 4					
11	Rs. 4,65,300 Loan (1963-64)	27-3-1964	5½%	4,65,300.00	...
12	Rs. 1,08,900 Loan (1964-65)	27-1-1965	5½%	1,08,900.00	...
13	Rs. 4,75,911 Loan (1964-65)	13-3-1965	5½%	4,75,911.00	...
14	Rs. 1,31,267 Loan (1965-66)	31-8-1965	5½%	1,31,267.00	...
15	Rs. 1,57,357 Loan (1965-66)	16-2-1966	5½%	1,53,917.00	...
16	Rs. 1,07,739 Loan (1965-66)	12-3-1966	5½%	1,07,739.00	...
17	Rs. 1,06,343 Loan (1966-67)	1-12-1966	5½%	1,06,343.00	...
18	Rs. 1,28,866 Loan (1966-67)	30-3-1967	5½%	1,28,866.00	...
19	Rs. 66,705 Loan (1967-68)	23-2-1968	5½%	66,705.00	...
20	Rs. 12,159 Loan (1967-68)	1-3-1968	5½%	12,159.00	...
21	Rs. 22,388 Loan (1968-69) @	12-12-1968	5½%	22,388.00	...
22	Rs. 3,519 Loan (1968-69) @	31-3-1969	5½%	3,519.00	...
	Total 4th Programme			17,83,014.00	...
	Total Loans from Govt.			45,03,619.74	...
LOAN FROM PUBLIC					
23	Rs. 50 Lakhs Loan 1962-63	25-3-1963	4½%	50,00,000.00	...
24	Rs. 50 Lakhs Loan 1966-67	31-3-1967	6%	50,00,000.00	...
25	Rs. 50 Lacs Loan (1967-68)	30-3-1968	6%	50,00,000.00	...
26	Rs. 25 Lakhs Loan (1968-69)	29-3-1969	6%	25,00,000.00	...
27	Rs. 40 Lakhs Loan (1973-74)	30-3-74	6%	...	40,00,000.00
28	Rs. 25 Lakhs Loan (1972-73)
	Total Loan from Public			1,75,00,000.00	40,00,000.00
	Grand Total			2,20,03,619.74	40,00,000.00

No. 29A—concl'd.
SCHEME (ACCOUNT)
B—SUBURBS)

B-Suburbs) Budget B. the interest outstanding on 1st April 1973, on the different loans, the year and the balances outstanding on 31st March 1974.

Total	Amount repaid in 1973-74	Balance due on 31st March 1974	Interest outstanding on 1st April 1971	Interest payable in 1971-72	Total interest due	Deduct interest paid during the year	Outstanding balance on 31st March 1974
(7)	(8)	(9)	(10)	(11)	(12)	(13)	(14)
Rs.	Rs.	Rs.	Rs.	Rs.	Rs.	Rs.	Rs.
3,07,000.00	...	3,07,000.00	...	13,815.00	13,815.00	13,815.00	...
5,84,000.00	...	5,84,000.00	...	26,280.00	26,280.00	26,280.00	...
3,54,375.00	...	3,54,375.00	...	18,605.00	18,605.00	18,604.69	0.31*
1,67,625.00	...	1,67,625.00	...	8,801.00	8,801.00	8,800.31	0.69*
2,43,364.00	...	2,43,364.00	...	12,777.00	12,777.00	12,776.61	0.39*
11,599.00	...	11,599.00
16,67,963.00	...	16,67,963.00	...	80,278.00	80,278.00	80,276.61	1.39*
1,37,092.11	3,776.28	1,33,315.83	...	6,169.14	6,169.14	6,169.14	...
8,22,552.19	22,657.73	7,99,894.46	...	37,014.85	37,014.85	37,014.85	...
86,266.14	2,174.90	84,091.24	...	4,528.97	4,528.97	4,528.97	...
6,732.30	169.68	6,562.62	...	353.45	353.45	353.45	...
10,52,642.74	28,778.59	10,23,864.15	...	48,066.41	48,066.41	48,066.41	...
4,65,300.00	...	4,65,300.00	...	24,429.00	24,429.00	24,428.25	0.75*
1,08,900.00	...	1,08,900.00	...	5,718.00	5,718.00	5,717.25	0.75*
4,75,911.00	...	4,75,911.00	...	24,986.00	24,986.00	24,985.33	0.67*
1,31,267.00	...	1,31,267.00	...	7,548.00	7,548.00	7,547.85	0.15*
1,53,917.00	...	1,53,917.00	...	8,851.00	8,851.00	8,850.23	0.77*
1,07,739.00	...	1,07,739.00	...	6,195.00	6,195.00	6,194.99	0.01*
1,06,343.00	...	1,06,343.00
1,28,866.00	...	1,28,866.00
66,705.00	...	66,705.00
12,159.00	...	12,159.00
22,388.00	...	22,388.00
3,519.00	...	3,519.00
17,83,014.00	...	17,83,014.00	...	77,727.00	77,727.00	77,723.90	3.10*
45,03,619.74	28,778.59	44,74,841.15	...	2,06,071.41	2,06,071.41	2,06,066.92	4.49*
50,00,000.00	...	50,00,000.00	...	2,25,000.00	2,25,000.00	2,25,000.00	...
50,00,000.00	...	50,00,000.00	...	3,00,000.00	3,00,000.00	3,00,000.00	...
50,00,000.00	...	50,00,000.00	...	3,00,000.00	3,00,000.00	3,00,000.00	...
25,00,000.00	...	25,00,000.00	...	1,50,000.00	1,50,000.00	1,50,000.00	...
40,00,000.00	...	40,00,000.00	...	1,05,000.00	1,05,000.00	...	1,05,000.00*
...	1,50,000.00	1,50,000.00	...	1,50,000.00*
2,15,06,600.00	...	2,15,00,000.00	...	12,30,000.00	12,30,000.00	9,75,000.00	2,55,000.00*
2,60,03,619.74	28,778.59	2,59,74,841.15	...	14,36,071.41	14,36,071.41	11,81,066.92	2,55,004.49*

* To be treated at savings.

Div. I

APPENDIX No. 31
EDUCATION FUND

Revenue Account for the year ended 31st March 1974.

Particulars	Total		Particulars	Total	
	Rs.	P.		Rs.	P.
To Revenue Expenditure	12,43,75,227	17	By Revenue Receipts	11,94,98,260	83
To Balance being surplus for the year			To Balance being deficit for the year	48,76,966	34
Total	12,43,75,227	17	Total	12,43,75,227	17
To Revenue Expenditure to be incurred in 1974-75 and provided for as Renewed Grants	19,97,546	00	By Surplus Revenue Fund as at 1st April 1973	35,84,111	66
To Deficit for the year	48,76,966	34	.. Revenue of previous years reserved for the year 1973-74	52,95,398	00
To Balance being Surplus Revenue Fund as at 31st March 1974	20,04,997	32	.. Surplus for the year		
Total	88,79,509	66	Total	88,79,509	66

APPENDIX No. 34

EDUCATION FUND

Revenue Account Balance Sheet as at 31st March 1974.

Liabilities.			Assets					
	Rs.	P.	Rs.	P.	Rs.	P.		
			Cash at Bank	Dr. 13,57,983	50			
			Cash in Office	6,59,030	25	20,17,013	72	
			Education Loan Interest					
Debts.			Warrants Payable					
			Account.		
			Advances—Recoverable					
Due on cheques payable	16,28,661	57	Municipal Officers	3,18,376	38			
			Sundries—Miscellaneous advances.	58,27,561	97	61,45,938	35	
Due on outstanding charges for 1973-74 and previous year	19,97,546	00	Deposits in Public Securities with State Bank of India	63,600	00			
			In Office	...		63,800	00	
Due on outstanding charges on account of interest accrued but not paid	12,51,322	57	Municipal Contribution Receivable:—					
			From Budget 'A'	345	60	345	60	
			From Budget 'A' Div. III	...				
Deposits in Cash and Public Securities from Contractors and private parties	88,34,435	30				5,53,111	19	
			Advances from surplus monies			...		
Unclaimed dues and deposits refundable Account	22,060	00	Investments—					
			Endowment Fund					
			With State Bank of India & in Office					
			In securities	4,26,751	06			
			In cash	16	19			
			In Fixed Deposit	6,000	00			
Endowment Fund	4,32,767	25				4,32,767	25	
Municipal Contribution payable to Budget 'A' Div. I, II, III.	1,04,48,252	65	Surplus Fund—					
Surplus Revenue Fund	20,04,997	32	In securities *	45,85,826	49			
			In Fixed Deposit	1,27,00,000	00			
			In Call Deposit	...				
			In Current Account Deposit	1,21,440	46			
						1,74,07,266	55	
Total	2,66,20,042	66	Total			2,65,20,072	66	

*Detail of Securities held in Surplus Fund—

	Face value		Cost	
	Rs.	P.	Rs.	P.
34% Bombay Municipal Debentures 1947	500.00		437.50	
3% Conversion Loan 1946	1,600.00		1,288.99	
5% Loan for conversion of storm water Reservoir in 1920 Budget 'A' Division I (Internal)	7,000.00		7,000.00	
6% B. M. D. 1972-73 Budget 'E' (Internal)	44,531.00		44,333.10	
6% B. M. D. 1965-66	1,240.00		1,240.00	
	45,664.00		45,85,326.49	

APPENDIX No. 35

EDUCATION FUND

Capital Fund Balance Sheet as at 31st March 1974.

Liabilities	Rs.		Assets	Rs.	
	P.	P.		P.	P.
Loans Outstanding—			Block Account—		
Due to Public—	9,73,50,000	00	Loan Funds—		
Trust Fund—	694	31	Property and Assets at original cost		
Advance from Surplus Monies for meeting expenditure on capital works pending raising of new Loan	5,53,111	19	Less: Discount and other charges		12,40,08,616 05
Surplus—			Trust Fund—		
Sinking Fund ...	4,23,34,914	88	Expenditure upto 31-3-1974 ...	2,08,755	42
Loan Redemption Fund 2,53,50,000.00			Investment—		
Less—			Sinking Fund—		4,23,34,914 88
Assets written off Rs. 2,44,495.14	2,51,05,564	86	Trust Fund—		
Contribution from Trust Fund ...	2,08,755	42	Cash in current Account, ...	694	31
Contribution from Government ...	10,00,000	00	Loan Fund—		
Grand Total ...	16,65,52,980	66	In Fixed Deposit ...		
			In Call Deposit ...		
			In Cash ...		
			Grand Total...	16,65,52,980	66

Statement showing Capital Expenditure upto 31st March 1974 :—

Education Fund.

Loan Funds:	Total Capital Expenditure upto 31st March, 1973.	Expenditure during 1973-74 out of Loan Funds.	Capital Expenditure upto 31st March 1974.
	Rs.	Rs.	Rs.
City Section	6,11,68,699	43,56,699	6,55,25,398
Suburban Section	3,24,99,722	51,09,329	3,76,09,051
Extended Suburban Section	1,67,00,052	57,83,677	2,24,83,729
Discount and other charges			
	11,03,68,473	1,52,49,705	12,56,18,178
Trust Fund	2,08,755		2,08,755
Grand Total	11,05,77,228	1,52,49,705	12,58,26,933

* Face and Market values of Securities held in the Sinking Fund, was Rs. 4,23,62,670 and Rs. 4,22,31,462 respectively. Municipal Debentures being valued at par.

APPENDIX No. 37

EDUCATION FUND

Statement showing outstanding loans due by the Municipality, the interest outstanding on 1st April 1973 on the different Loans, the amount payable for the year 1973-74, the amount paid by the State Bank of India, and in Office during that year and the balances outstanding on 31st March 1974.

Particulars of Loans.	Rate of Interest.	Balance due.		Total.	Amount repaid in 1973-74.	Balance due on 31st March 1974.	Interest outstanding on 1-4-1973.		Interest payable in 1973-74.		Total Interest due.		Deduct Interest paid by the State Bank of India and in Office.	Outstanding balance on 31st March 1974
		on 1-4-73.	Amount raised in 1973-74.				Rs.	P.	Rs.	P.	Rs.	P.		
(1)	(2)	(3)	(4)	(5)	(6)	(7)	(8)	(9)	(10)	(11)	(12)			
Loans raised from the Public														
(1) The Rs. 10 Lakhs Education Loan of 1960-61.	4½ per cent.	Rs. 10,00,000	...	Rs. 10,00,000	...	10,00,000	...	42,500.00	42,500.00	42,500.00	...	Rs. P.	...	
(2) The Rs. 55 Lakhs Education Loan of 1961-62.	4½ per cent.	55,00,000	...	55,00,000	...	55,00,000	...	2,33,750.00	2,33,750.00	2,33,750.00	
(3) The Rs. 10 Lakhs Education Loan of 1961-62.	4½ per cent.	10,00,000	...	10,00,000	...	10,00,000	...	42,500.00	42,500.00	42,500.00	
(4) The Rs. 75 Lakhs Education Loans of 1962-63.	4½ per cent.	75,00,000	...	75,00,000	...	75,00,000	3,633.68	3,56,250.00	3,59,883.68	3,54,917.75	4,965.93	
(5) The Rs. 25 Lakhs Education Loan of 1962-63.	4½ per cent.	25,00,000	...	25,00,000	...	25,00,000	...	1,12,500.00	1,12,500.00	1,12,500.00	
(6) The 137.5 Lakhs Education Loan 1963-64.	4½ per cent.	1,37,50,000	...	1,37,50,000	...	1,37,50,000	771.94	6,53,125.00	6,53,896.94	6,52,887.46	1,009.48	
(7) The 12.5 Lakhs Education Loan 1963-64.	4½ per cent.	12,50,000	...	12,50,000	...	12,50,000	...	59,375.00	59,375.00	59,375.00	
(8) The 125 Lakhs Education Loan 1964-65.	5 per cent.	1,25,00,000	...	1,25,00,000	...	1,25,00,000	...	6,25,000.00	6,25,000.00	6,25,000.00	
(9) The Rs. 50 Lakhs Education Loan 1965-66.	5½ per cent.	50,00,000	...	50,00,000	...	50,00,000	2,875.04	2,87,500.00	2,90,375.04	2,86,105.58	4,269.46	
(10) The Rs. 25 Lakhs Education Loan 1966-67.	5½ per cent.	25,00,000	...	25,00,000	...	25,00,000	...	1,43,750.00	1,43,750.00	1,43,750.00	
(11) The Rs. 25 Lakhs Education Loan 1966-67.	6 per cent.	25,00,000	...	25,00,000	...	25,00,000	...	1,50,000.00	1,50,000.00	1,50,000.00	
(12) The Rs. 25 Lakhs Education Loan 1967-68.	6 per cent.	25,00,000	...	25,00,000	...	25,00,000	...	1,50,000.00	1,50,000.00	1,50,000.00	
(13) The Rs. 27.5 Lakhs Education Loan 1968-69.	6 Per cent.	27,50,000	...	27,50,000	...	27,50,000	1,800.00	1,65,000.00	1,66,800.00	1,62,933.00	3,867.00	
(14) The Rs. 20 Lakhs Education Loan 1968-69.	6 per cent.	20,00,000	...	20,00,000	...	20,00,000	...	1,20,000.00	1,20,000.00	1,20,000.00	
(15) The Rs. 27.5 Lakhs Education Loan 1969-70.	6 per cent.	27,50,000	...	27,50,000	...	27,50,000	...	1,65,000.00	1,65,000.00	1,65,000.00	
(16) The Rs. 16.5 Lakhs Education Loan of 1970-71.	6 per cent.	16,50,000	...	16,50,000	...	16,50,000	...	99,000.00	99,000.00	99,000.00	
(17) The Rs. 16.5 Lakhs Education Loan 1970-71.	6 per cent.	16,50,000	...	16,50,000	...	16,50,000	...	99,000.00	99,000.00	99,000.00	
(18) The Rs. 33 Lakhs Education Loan 1971-72.	6 per cent.	33,00,000	...	33,00,000	...	33,00,000	...	1,98,000.00	1,98,000.00	1,98,000.00	
(19) The Rs. 20 Lakhs Education Loan of 1971-72.	6 per cent.	20,00,000	...	20,00,000	...	20,00,000	...	79,666.67	79,666.67	79,666.67	
(20) The Rs. 82.50 Lakhs Education Loan 1972-73.	6 per cent.	...	82,50,000	82,50,000	...	82,50,000	
(21) The Rs. 1 Crore Education Loan 1972-73.	6 per cent.	...	1,00,00,000	1,00,00,000	...	1,00,00,000	
(22) The Rs. 1 Crore Education Loan of 1973-74.	6 per cent.	1,10,00,000	1,10,00,000	1,10,00,000	...	1,10,00,000	
Loans from Public.	...	8,36,00,000	2,82,50,000	10,18,50,000	...	10,18,50,000	9,080.66	37,81,916.67	37,90,997.33	37,76,885.46	14,111.87	

APPENDIX No. 40

EDUCATION FUND

Statement showing the amounts of Receipts and Expenditure respectively credited and debited to the Education Fund during the year 1973-74 and the balance at the credit of the Fund at the close of the year 1973-74 (i.e., 31st March 1974).

	Rs.	P.
RECEIPTS—A.—REVENUE ACCOUNT		
(1A) Education Cess	1,86,94,324	10
(2) Contribution towards Primary Education from Municipal Corporation under Section 126C(c) of the Bombay Municipal Corporation Act—		
(i) From Budget 'A' Div. I	2,26,51,970	00
(ii) From Budget 'A' Div. II	98,12,300	00
(iii) From Budget 'A' Div. III	38,87,170	00
(2A) Special Contribution from—		
(i) From Budget 'A' Division I	4,53,00,000	00
(ii) Budget 'A' Div. II
(iii) Budget 'A' Div. III
(3) Contribution from Government under Clause 2(e) of Schedule BBA of the Bombay Municipal Corporation Act	1,00,73,455	00
(4) Interest on Endowment and Investments	9,890	70
(5) Rent and other proceeds of properties	4,04,955	79
(6) Interest and Profits on Investments of Surplus, Loan and other balances	9,62,059	26
(7) Miscellaneous Receipts	2,02,135	98
(8) Lumpsum Provision for the payment of the centenary Gift	75,00,000	00
Total—Revenue Receipts ..	11,94,98,260	83
RECEIPTS—B.—CAPITAL ACCOUNT		
(1) New Loan	1,10,00,000	00
(2) Trust Fund
(3) Advances from Surplus Monies for financing Expenditure on Capital works pending raising of a new Loan	5,53,111	19
Total—Capital Receipts ..	1,15,53,111	19
RECEIPTS—C.—SUSPENSE ACCOUNT		
Advances—Municipal Officers—		
(a) Standing Advances for Contingent Expenditure	3,919	05
(b) Motor Cars and Motor Cycles to Officers	15,896	56
(c) Dishonoured Cheques	10,064	00
(d) Loan scholarships to Municipal Teachers Under Training	16,450	75
(e) Advances for meeting the cost of repairs to private buildings housing municipal schools under Section 489/499 recoverable from the landlords.
Advance for purchase of Plant and Machinery
Sundries—Miscellaneous Advances	37,278	11
State Bank of India and other Local Banks Paper and Cash Account—including Paper Deposits in Office Custody—		
Sinking Fund (Paper and Cash) Account	95,08,800	00
Endowment Fund (Paper and Cash) Account	11,000	00
Loan Fund (Paper and Cash) Account	1,594	96
Surplus Fund (Paper and Cash) Account	1,38,63,479	86
Sundry Deposits Account	2,43,20,000	00
Deposit Account	1,05,76,117	14
Provident Fund Recoveries	1,10,54,686	73
Provident Fund Investments	42,75,091	36
Cash Bills Outstanding
Cheques Payable	12,54,48,012	69
Wages Deposit Account
Municipal Contribution Receivable	1,52,326	59
Endowment Fund Account
Sinking Fund Account—Education	66,15,928	65
Municipal Contribution payable	1,12,79,948	60
Education Loan Interest Warrants Payable Account	26,52,168	30
Interest Receivable Account
Interest accrued but not paid	2,31,116	66
Investment of Surplus Monies in Public Securities
Advances from Surplus Monies for financing Capital Expenditure pending raising of Loan
Loan Redemption Fund Account	55,00,000	00
Unclaimed due and deposits refundable Account
Total—Suspense Receipts ..	22,55,73,890	01

APPENDIX No. 48—(Contd.)

EXPENDITURE—A. REVENUE ACCOUNT		Rs.	P.
A.—General Supervision and Administration	...	25,44,075	87
B.—Municipal Primary Schools	...	9,06,96,581	19
C.—Private Primary Schools	...	31,46,142	65
D.—Medical Inspection of School Children	...	13,77,815	46
E.—Enforcement of Compulsion
F.—Educational Activities	...	10,16,486	41
G.—Pension and Provident Fund	...	76,74,000	00
I.—New Works	...	6,98,051	18
J.—Debt Charges	...	91,82,274	96
K.—Training Facilities for Municipal Teachers	...	23,727	23
L.—Proportionate Cost of Collection of Education Cess	...	3,12,720	05
M.—Extra-Curricular Activities	...	2,25,466	28
N.—Lumpsum provision for payment of Centenary Gift	...	74,77,886	89
Total—Revenue Expenditure	...	12,43,75,227	17
EXPENDITURE—B.—CAPITAL ACCOUNT			
(1) Loan Funds—	...	1,52,49,704	94
(2) Trust Fund
Total—Capital Expenditure	...	1,52,49,704	94
EXPENDITURE—C.—SUSPENSE ACCOUNT			
Advances—Municipal Officers—			
(a) Standing Advances for Contingent expenditure	...	5,654	90
(b) Motor Cars and Motor Cycles to Officers	...	2,791	00
(c) Dishonoured Cheques	...	10,064	00
(d) Loan Scholarship to Municipal Teachers under Training	...	25	00
(e) Advance for meeting the cost of repairs to private buildings housing Municipal Schools under Section 489/499 recoverable from the landlords.	...	5,656	87
Advance for purchase of Plant and Machinery
Sundries—Miscellaneous Advances	...	28,73,495	96
State Bank of India and other Local Banks Paper and Cash Account—including paper Deposits in Office Custody—			
Sinking Fund (Paper and Cash) Account	...	1,06,24,728	65
Endowment Fund (Paper and Cash) Account	...	11,000	00
Loan Fund (Paper and Cash) Account	...	1	21
Surplus Fund (Paper and Cash) Account	...	1,38,68,317	89
Sundry Deposits Account	...	2,74,95,000	00
Deposit Account	...	59,71,450	64
Provident Fund Payments	...	1,10,54,686	73
Provident Fund Investments	...	42,75,091	36
Cash Bills Outstanding
Cheques Payable	...	12,56,62,725	64
Wages Deposit Account
Municipal Contribution Receivable
Municipal Contribution Payable (Refundable)	...	59,12,069	60
Endowment Fund Account
Sinking Fund Account Education	...	55,00,000	00
Education Loan Interest Warrants—Payable Account	...	26,51,318	05
Interest Accrued but not paid	...	1,05,187	50
Interest Receivable Account
Investment of Surplus Monies in Public Securities
Advances from Surplus Monies for financing Capital Expenditure pending raising of Loan	...	5,53,111	19
Repayment of Loan Account	...	55,00,000	00
Assets written off.
Unclaimed dues and deposit refundable Account	...	92	00
Total—Suspense Expenditure	...	21,84,19,567	89

APPENDIX No. 40—(Concl'd.)

SUMMARY

Receipts.			Disbursements.	
Rs.	P.		Rs.	P.
34,36,946	00	Balance on 1st April 1973—		
11,94,98,286	83	A.—Revenue Account	12,43,75,227	17
1,15,53,111	19	B.—Capital Account	1,52,49,704	94
22,55,73,890	01	C.—Suspense Account	21,84,19,567	89
35,66,25,263	03	*Balance on 31st March 1974.	35,80,44,500	00
36,00,62,208	98	Total	20,17,708	03
			36,00,62,208	03
Bank's Reconciliation—			Rs.	P.
*Balance as per Bank's Pass Book			17,29,355	68
Add—Revenue sent to the Bank on 31st March 1974 but acknowledged on 1st April 1974.			6,471	14
			17,35,826	82
Less—Uncashed cheques			3,77,843	32
			13,57,983	50
Balance as per Day Book (Col. No. 10)				
		Rs.	P.	
Balance in Office in Government Promissory Notes etc.		656	93	
Balance in Office in Cash		6,59,067	55	6,59,724
Collection kept in office				53
				20,17,708
				03

ASSESSMENT AND COLLECTION

Summary of the Administration Report

I.—Money spent by the Corporation :—

	City	Subs.	Extd. Subs.	Octroi	Total
	Rs.	Rs.	Rs.	Rs.	Rs.
Establishment charges ...	52,14,890	24,58,292	10,13,346	39,80,000	1,26,66,528
Other expenses ...	6,90,645	3,99,226	1,61,740	3,58,497	16,10,108
Commission to Collecting Agencies	30,12,289	30,12,289

II.—Results achieved :—

Due to various coercive actions taken, the excess recovery of property taxes over the collection for the year 1972-73 is as under :—

City	Subs.	Extd. Subs.	Total
Rs.	Rs.	Rs.	Rs.
1,14,44,156	1,25,44,086	54,94,453	2,94,82,695

The excess in Octroi collection for the year 1973-74 over that for the year 1972-73 is Rs. 2,69,43,079.

	Property Taxes		Octroi		Total
	Rs.		Rs.		Rs.
Total Excess	2,94,82,695		2,69,43,079		5,64,25,774

III.—Suggestion for remedying any deficiencies :—

The following measures are suggested for achieving better results for recovery of taxes and improving the administration. The first suggestion has already been given effect to in the year 1974-75. As regards suggestion at 4, necessary amendment to the B. M. C. Act is already proposed and it is at present under the consideration of the Corporation.

- 1) To computerise accounting system.
- 2) To lay down easy terms for granting incentive for the issue and recovery of bills.
- 3) To consider exempting from taxes unauthorised structures having small Rateable Values.
- 4) Wheel tax bills should be issued yearly instead of quarterly.
- 5) Procedural delay can be avoided if power of disconnection of water supply for nonpayment of water charges is delegated to M. C. by the Standing Committee.

R. G. RELE,
Assessor and Collector.

ASSESSMENT AND COLLECTION

Property taxes constitute the main source of revenue to the Corporation. There was only one change in the rate of tax and i. e. the increase in the rate of Water Tax from 4½ per cent. to 7 per cent. of the Rateable Value. The increase in demand of property taxes over that of the last year was about Rs. 4 crores and 40 lacs.

Collection of Municipal property taxes including water charges during the year under report is Rs. 37,69,02,910 as against the collection of Rs. 34,74,20,215 during the last year meaning thereby that Rs. 2,94,82,695 were collected more on account of property tax alone during the year 1973-74.

The position of collection would have been still better but for the general economic conditions prevailing in the City on account of credit squeeze imposed by Reserve Bank of India which had affected the paying capacity of the ratepayers in business line, etc. However, compared to last year the position has much improved on account of vigorous enforcement drive for collection undertaken.

The total yearly demand of property taxes including water charges, State Education Cess, etc., is 41.64 crores whereas total outstandings which relate to all the past and previous years is about Rs. 20 crores. These taxes remained in arrears on account of various reasons such as Court Injunctions, Suits filed, appeals, etc. By the time the recovery processes materialise and taxes are recovered some portion of the taxes for subsequent period goes into arrears. It may incidentally be added that the arrears appear to be inflated due to the inclusion of the provisional demand therein which covers a sizable portion of the so called arrears.

As regards water charges, the percentage of collection in City is 83.49 whereas that in Suburbs and Extended Suburbs is 69.68 and 75.77 respectively. More attention is being paid to the recovery of water charges since a Liaison officer has been appointed in H and K Wards in Suburbs for expediting action of severance of water connection to yield more and more recovery.

The assessment of Railway properties is still not finalised even though the matter is under correspondence with the Central Government for a long time. However, the Railways have in the meantime made an *ad-hoc* payment of Rs. 11,75,000 during the year under report.

As the assessment of the B. P. T. properties for the quinquennium 1964-69 was not finalised by the year 1973-74, the B. P. T. authorities made payment as per the last quinquennium as usual. However, the assessment for the quinquennium 1964-69 has recently been finalised and B. P. T. authorities have now started making payment based on the rateable value for the quinquennium 1964-69. The assessment for the quinquennium 1969-74 is now in progress.

Shri Pestonji P. Kapadia, the Arbitrator appointed to fix the Rateable Values of buildings and lands in Greater Bombay vesting in the State and the Central Governments for a period of five years ending 31st March 1974, has finished the work so far as properties in Suburbs are concerned. As for the properties in City the work is still in progress.

The Central Government who have decided to pay service charges from 1st April 1954 in respect of their properties covered by Article 285(1) of the Constitution have during the year under report paid Rs. 17,05,688.47.

Building Repairs Cess

Repairs Cess collected during 1973-74 amounts to Rs. 2,71,60,963.18 which is 64 per cent. of the net demand including arrears for previous years.

Additional State Education Cess

The Additional State Education Cess collected during 1973-74 amounts to Rs. 99,18,760 which is 65 per cent. of the net demand including arrears for previous years.

Octroi

Octroi collected during the year 1973-74 amounted to Rs. 24,63,81,529/- as against the amount of Rs. 21,94,38,450/- collected during the year 1972-73. This shows that amount of Rs. 2,69,43,079/- was collected in excess over the collection for last year.

82,629 claims for refund of Octroi on exported goods were received in 1973-74 as compared to 90,752 claims received in 1972-73.

Government of Maharashtra did not take any final decision in the matter of abolition of Octroi and its substitution by another source of revenue till 31st March 1974. Trend in Govt. circles, however, appears to favour simplification of procedure of Octroi recovery and redress the grievances of transport operators about detention of lorries at Octroi check posts, rather than abolishing it.

Election Department

Out of 15 Election Petitions filed against results of poll held in 15 Wards out of 140 on 9th March 1973, one petition in Ward No. 121 was dismissed during the year 1973-74. Rest were still pending in Small Causes Court.

During the year 1973-74, a casual vacancy of a Councillor occurred in Ward No. 63 (Modern Mills Dunder Market) due to sad accidental death of sitting Councillor Shri Copin Sitterm Gaven on 10th October 1974. A Bye Election for filling up the vacancy proposed to be held on 1st April 1974 and Poll on 23rd April 1974, in case it was contested, was however, postponed for administrative reasons.

R. G. RELF,
Assessor & Collector,

RATES OF TAXATION

The rates of taxation on lands and buildings during the year under report were as under :—

Nature of Tax	Percentage	Remarks
(1) General Tax (Including Fire Tax @ $\frac{3}{4}$ %).	24 $\frac{3}{4}$ %	In the areas of the City and Suburbs H to N Wards and defunct Municipalities of Malad (including the village Valnai), Kandivli (including the village Dahanukar Wadi), Borivali, Mulund and defunct village panchayat of Goregaon and villages in respect of properties occupied for industrial purposes.
	22 $\frac{3}{4}$ %	In the areas of the defunct Village Panchayat of Dalisar.
	20 $\frac{3}{4}$ %	Villages in respect of non-industrial properties.
(2) Water Tax on Rateable Value ...	7%	In the areas of City and certain properties in Suburbs.
(3) Halalkhore Tax ...	3 $\frac{1}{2}$ %	In the areas of City, Suburbs and Extended Suburbs.
(4) Education Cess	For Rateable Value between Re. 1 to Rs. 74.
	2%	For Rateable Value between Rs. 75 to 299.
	2 $\frac{1}{2}$ %	Rateable Value Rs. 300 and above.
(5) State Education Cess	For Rateable Value between Re. 1 to 74.
	2%	For Rateable Value between Rs. 75 to 299.
	2 $\frac{1}{2}$ %	For Rateable Value Rs. 300 and above.
(6) Additional State Education Cess	For Rateable Value between Re. 1 to 74.
	1%	For Rateable Value between Rs. 75 to Rs. 299.
	1 $\frac{3}{4}$ %	For Rateable Value Rs. 300 and above.
(7) Water charges by Meter Measurement.	...	The rates charged for supply of water by meter measurement ranged between Rs. 2.50 and Rs. 14 per 10,000 litres according to the users in areas of City Suburbs, and Extended Suburbs.

Properties	City	Suburbs	Extended Suburbs.	Total
No. of Properties as on 31-3-1974 ...	87,758	86,709	46,742	2,21,209
No. of Properties exempted from General Tax during the year 1973-74 ...	3,667	2,231	1,185	7,083
No. of Properties newly assessed during the year 1973-74	5,192	2,893	1,851	9,936
No. of Properties enlarged during the year 1973-74 ...	1,105	900	1,541	3,546
No. of Properties demolished during the year 1973-74	287	859	138	1,284

Rateable Value as on 31-3-1974 and Rates of Rateable Value per head of population.

	City	Suburbs	Extended Suburbs	Total
Rateable Value ...	59,99,87,034	28,16,42,480	12,72,22,344	1,00,88,51,858
Population 1972 ...	30,67,381	21,68,160	7,33,065	59,68,606
Rate per head of population ...	195.62	129.89	173.54	169.04

Complaints disposed of during 1973-74

	Number	Percentage of reduction in rateable value
City ...	2183	10.08
Suburbs ...	3549	13.41
Extended Suburbs ...	1915	12.83

Appeals against rateable value during 1973-74

There were 414, 327 and 685 appeals against rateable value during the year under report in the City, Suburbs and Extended Suburbs respectively out of which 357, 304 and 665 remained pending at the close of the year.

Bills issued during the year 1973-74

	City		Suburbs		Extended Suburbs		Total	
	Past and previous year	Current year	Past and previous year	Current year	Past and previous year	Current year	Past and previous year	Current year
Property taxes ...	2,006	1,63,762	4,527	1,70,745	7,064	92,029	13,597	4,26,536
Water charges by meter measurement ...	1,643	40,510	3,018	82,441	906	40,433	5,637	1,63,384
Meter Hire	730	94	109	736	42	830	881
Wheel Tax ...	34,582	3,65,621	12,234	1,00,318	4,084	20,944	50,900	4,86,883
Total ...	38,231	5,70,623	19,943	3,53,613	12,790	1,53,448	70,964	10,77,684

Statement, showing demand, collection and outstanding of Municipal property taxes (including water charges)

	Nature of Tax	Year	Total net demand	Collection	Percentage	Out standing	Percentage
			Rs.	Rs.		Rs.	
City	Property Taxes	71-72	25,57,17,422	20,27,53,162	73.93	5,39,57,360	21.02
Suburbs.	"	"	16,43,14,050	9,11,91,312	55.44	7,32,12,743	44.56
Extd. Subs.	"	"	6,43,81,733	3,27,37,611	50.85	3,16,44,124	49.15
City	"	72-73	27,83,09,854	21,35,49,011	76.76	6,46,60,853	23.24
Suburbs.	"	"	18,22,52,033	9,73,25,575	53.75	8,43,26,157	45.25
Extd. Subs.	"	"	7,24,40,192	3,58,45,623	49.48	3,65,94,464	50.52
City	"	73-74	29,83,64,963	22,50,93,167	75.28	7,33,71,801	24.72
Suburbs	"	"	19,88,8,388	11,04,69,662	55.54	8,83,98,726	44.45
Extd. Subs.	"	"	7,92,95,441	4,13,40,031	52.19	3,78,65,360	47.81
City	Wheel Tax	71-72	2,55,72,922	97,29,704	37.89	1,59,43,218	62.11
Suburbs	"	"	81,17,918	19,52,359	24.01	61,55,559	75.96
Extd. Subs.	"	"	15,32,432	5,43,735	32.14	11,33,705	67.85
City	"	72-73	2,87,55,335	92,69,003	32.23	1,94,86,327	67.77
Suburbs	"	"	91,50,131	17,38,311	18.99	74,21,820	81.01
Extd. Subs.	"	"	18,59,819	4,53,130	24.37	14,05,639	75.63
City	"	73-74	3,27,91,791	96,07,952	29.30	2,31,58,299	70.70
Suburbs	"	"	1,11,86,129	20,93,950	18.68	90,93,059	81.32
Extd. Subs.	"	"	22,27,171	5,12,281	23.00	17,14,890	77.00

Miscellaneous Receipts:—

	1972-73	1973-74
	Rs.	Rs.
City ...	4,92,117.32	5,44,597.00
Suburbs ...	2,76,098.21	3,06,243.34
Extd. Suburbs	1,19,414.16	1,19,564.36
Total ...	8,87,629.69	9,70,404.70

Meter Hire Receipts:—

City ...	6,57,476.35	6,77,994.5
Suburbs ...	3,59,385.69	3,79,482.91
Extd. Suburbs ...	1,41,654.72	1,67,215.34
Total ...	11,58,517.26	1,19,297.70

Amount of General Tax Exempted:—

City ...	1,51,70,493.02	1,74,59,493.05
Suburbs ...	25,03,367.38	24,87,370.18
Extd. Suburbs ...	19,85,607.16	23,60,364.54
Total ...	1,96,59,467.56	2,23,07,228.27

Total Demand, Collection and Outstanding of Municipal Property Taxes excluding water charges during the year 1973-74

(The amounts of 50 paise and above are taken as full rupee and below 50 paise are omitted).

Period:	Outstanding on 1-4-1973.	Amount of bills issued including the demand for contribution from Government and B.P.T.	Gross Demand.	Amount of bills received.	Net demand.	Less provisional demand. (Details shown under the head provisional demand)	Effective Demand.	Collection during 1973-74.	Outstanding on 31-3-1974.	Percentage of collection to effective Demand	Percentage of outstanding to net Demand.
	Rs.	Rs.	Rs.	Rs.	Rs.	Rs.	Rs.	Rs.	Rs.	Rs.	Rs.
CITY											
Upto 1971-72 ...	25,64,008	57,74,079	3,13,38,107	12,05,027	3,01,33,080	1,15,44,491	1,85,88,589	...	61.75%
1972-73 ...	3,00,18,355	1,67,62,914	4,17,81,269	80,29,370	3,37,51,949	2,07,40,801	1,30,11,148	...	38.49%
1973-74	20,23,86,102	20,23,86,102	1,64,3,574	18,59,82,528	15,18,00,701	3,41,81,827	...	18.37%
Total ...	5,65,82,373	2,18,923,115	27,55,05,478	2,56,37,971	24,98,67,557	4,20,93,337	20,77,74,270	13,40,85,993	6,57,81,564	68.58%	26.33%
SUBURBS											
Upto 1971-72 ...	3,88,98,610	1,06,57,093	4,04,92,413	11,43,535	3,93,48,878	87,35,717	3,05,13,161	...	77.80%
1972-73 ...	2,70,17,407	2,22,38,727	3,12,46,794	52,44,975	2,60,01,819	1,20,48,012	1,39,53,807	...	53.65%
1973-74	9,00,33,479	9,00,33,479	70,25,583	8,30,07,896	5,44,92,116	2,85,15,780	...	34.35%
Total ...	6,59,03,077	9,59,69,669	16,17,72,686	1,34,14,073	14,83,57,593	3,90,47,418	10,63,11,145	7,51,75,845	7,33,82,748	68.86%	49.26%
EXTENDED SUBURBS											
Upto 1971-72 ...	1,79,03,585	4,68,852	1,83,72,437	3,44,994	1,02,27,443	44,02,097	1,36,25,346	...	75.56%
1972-73 ...	1,42,43,692	18,74,432	1,60,68,124	26,37,570	1,34,30,154	61,64,943	72,65,211	...	54.07%
1973-74	3,62,70,098	3,62,70,098	33,32,047	3,29,38,051	1,95,52,563	1,33,85,478	...	40.52%
Total ...	3,21,47,277	3,85,13,382	7,07,10,679	3,15,11	6,43,95,548	1,37,07,587	5,06,88,061	3,01,19,603	3,42,77,015	59.42%	53.22%

Total Demand, Collection and Outstanding of Water charges by meter measurement during the year 1973-74

(The amounts of 50 paise and above are taken as full rupee and below 50 paise are omitted).

Period	Outstanding on 1-4-1-73.	Amount of bills issue including the demand for contribution from Government & B. P. T.	Gross Demand.	Amount of bills received.	Net demand	Collection during 1973-74.	Outstanding on 31-3-74.	Percentage of outstanding to net Demand.
	Rs.	Rs.	Rs.	Rs.	Rs.	Rs.	Rs.	
CITY								
Upto 1971-72	23,35,917	4,11,001	22,46,918	1,97,594	30,49,324	14,43,532	16,05,792	53.50
1972-73	54,60,653	6,37,991	60,88,624	1,76,952	59,21,672	45,70,119	13,51,553	22.90
1973-74	...	4,03,94,965	4,03,94,965	2,68,350	4,01,26,415	3,49,92,523	51,32,892	12.79
Total	82,96,550	4,14,43,957	4,97,40,507	6,43,095	4,90,97,411	4,10,07,174	80,90,237	16.51
SUBURBS								
Upto 1971-72	77,05,198	4,75,301	81,80,499	3,98,729	77,81,770	40,37,560	37,44,210	48.11
1972-73	1,11,00,913	9,91,317	1,20,92,230	2,62,309	1,18,29,921	83,39,079	34,90,842	29.52
1973-74	...	3,12,06,728	3,12,06,728	3,08,624	3,08,98,104	2,28,17,178	80,80,926	26.15
Total	1,88,06,111	3,26,73,346	5,14,79,457	9,69,62	5,05,09,755	3,51,93,87	1,53,15,978	30.32
EXTENDED SUBURBS.								
Upto 1971-72	13,27,93	2,03,460	15,20,753	23,212	15,07,541	8,97,441	6,10,100	40.49
1972-73	31,83,570	4,05,956	35,89,625	70,362	35,18,264	30,32,420	4,85,844	13.80
1973-74	...	8,04,589	98,04,589	20,601	97,83,988	72,90,417	24,93,571	25.48
Total	45,10,853	1,04,13,105	1,41,23,968	1,14,175	1,43,09,793	1,12,20,478	35,89,315	24.23

Total Demand, Collection and Outstanding of Wheel Tax during the year 1973-74

(The amounts of 50 paise and above are taken as full rupee and below 50 paise are omitted.)

Period	Outstanding on 1-4-1973.	Amount of bills issued including the demand for contribution from Government and B.P.T.	Gross Demand	Amount of bills recalled.	Net Demand.	Less provisional demand. (Details shown under the head provisional demand).	Effective demand.	Collection during 1973-74.	Outstanding as on 31-3-1974.	Percentage of collection to effective demand.	Percentage of outstanding to net demand.	
(1)	(2)	(3)	(4)	(5)	(6)	(7)	(8)	(9)	(10)	(11)	(12)	
	Rs.	Rs.	Rs.	Rs.	Rs.	Rs.	Rs.	Rs.	Rs.			
CITY												
Upto 1971-72	...	1,41,73,797	4,68,452	1,45,42,249	3,45,542	1,42,95,708	...	8,76,543	1,34,20,164	...	93.80	
1972-73	...	52,45,649	6,18,830	58,64,79	2,87,928	55,76,551	...	18,24,347	37,52,204	...	67.00	
1973-74	1,29,89,955	1,29,89,955	71,423	1,29,18,532	...	69,07,071	60,11,461	...	46.00	
Total	...	1,94,19,446	1,40,77,277	3,34,96,84	7,4,893	3,27,91,791	1,18,91,874	2,0,99,913	96,07,962	2,31,83,829	46.17	70.70
SUBURBS												
Upto 1971-72	...	55,45,117	1,46,913	56,92,030	66,023	56,25,997	...	3,35,413	52,90,584	...	94.03	
1972-73	...	19,79,976	2,24,57	22,04,835	32,470	21,72,365	...	5,63,302	16,09,03	...	74.06	
1973-74	33,99,538	33,99,538	11,771	33,87,767	...	11,94,345	21,53,422	...	64.74	
Total	...	75,25,093	37,71,310	1,29,64,03	1,10,274	1,11,86,129	38,71,202	73,11,927	20,93,06	90,43,069	28.63	81.8
EXTENDED SUBURBS												
Upto 1971-72	...	9,49,255	43,660	9,92,915	29,812	9,63,103	...	80,487	8,82,616	...	91.64	
1972-73	...	4,57,429	66,442	5,23,871	13,963	5,09,908	...	1,19,498	3,90,410	...	76.56	
1973-74	7,55,433	7,55,433	1,273	7,54,160	...	3,12,296	4,41,864	...	58.59	
Total	...	14,06,684	8,65,535	22,72,219	45,018	22,27,171	9,54,946	12,72,215	5,12,281	17,14,890	40.27	76.99

**Total Demand, collection and Outstanding of:-
The Urban Immoveable Property Tax.**

(The amounts of 50 Paise and above are taken as full rupee and below 50 paise are omitted)

Period	Outstanding as on 1-4-73.	Amount of bills issued during 1973-74.	Gross Demand.	Bills recalled.	Net Demand.	Collection during 1973-74.	Outstanding as on 31-3-74.	Percentage of outstanding to net demand.
	Rs.	Rs.	Rs.	Rs.	Rs.	Rs.	Rs.	
City Upto 1962-63 ...	1,35,767	199	1,35,965	199	1,35,767	41,894	93,873	69.53%
Suburbs —do— ...	3,32,268	...	3,32,268	...	3,32,268	19,245	3,13,023	94.20%
Extended Suburbs —do— ...	1,83,853	61	1,83,859	...	1,83,859	8,118	1,75,741	95.58%
Total ...	6,51,888	259	6,52,033	199	6,51,834	68,257	5,82,637	89.66%

The State Education cess :

Period	Outstanding as on 1-4-73.	Amount of bills issued during 1973-74.	Gross Demand.	Amount of Bills recalled.	Net Demand.	Collection during 1973-74.	Outstanding as on 31-3-74.	Percentage of outstanding to net demand.
	Rs.	Rs.	Rs.	Rs.	Rs.	Rs.	Rs.	
City								
Upto 1971-72 ...	18,20,152	2,80,570	21,00,722	1,09,536	19,92,186	5,50,483	14,11,703	70.93%
1972-73 ...	2,83,159	9,28,494	36,11,683	9,24,368	26,87,315	11,76,768	15,10,547	56.36%
1973-74	1,46,63,470	1,46,63,470	15,04,810	1,31,58,660	1,04,64,369	26,94,011	20.48%
Total ...	45,03,341	1,58,72,534	2,03,75,875	25,37,774	1,78,38,101	1,22,21,810	56,16,261	31.49%
Suburbs								
Upto 1971-72 ...	28,76,941	1,06,733	29,83,674	1,02,253	28,81,421	6,46,646	22,34,775	77.55%
1972-73 ...	22,44,412	3,23,780	25,98,192	4,57,251	21,40,941	9,85,820	11,55,121	53.95%
1973-74	71,54,575	71,54,575	5,97,389	65,57,186	41,13,107	24,43,718	37.25%
Total ...	51,51,353	75,85,020	1,27,36,333	11,56,893	1,15,79,440	57,45,666	58,33,614	50.42%
Extended Suburbs								
Upto 1971-72 ...	14,90,969	40,038	15,31,007	29,670	15,01,337	3,63,637	11,38,300	75.80%
1972-73 ...	11,84,655	1,45,927	13,31,582	2,23,963	11,07,619	4,89,158	6,18,465	55.84%
1973-74	29,04,110	29,04,110	2,71,362	26,32,748	13,84,200	12,48,548	47.42%
Total ...	26,75,634	30,91,075	57,66,707	5,21,322	52,45,385	22,36,995	30,05,313	57.32%

Total Demand, Collection and Outstanding of :-

The Additional State Education Cess

(The amounts of 50 paise and above are taken as full rupee and below 50 paise are omitted)

Period	Outstanding as on 1-4-1973	Amount of bills issued during 1973-74	Gross Demand	Amount of bills recalled	Net Demand	Collection during 1973-74	Outstanding as on 31-3-1974	Percentage of outstanding to net demand.
	Rs.	Rs.	Rs.	Rs.	Rs.	Rs.	Rs.	(%)
CITY								
City upto 1971-72	3,37,712	19,658	3,57,370	24,951	3,32,419	2,01,122	1,31,297	39.54
.. 1972-73	15,55,763	4,71,276	20,27,039	4,97,340	15,29,699	8,67,595	6,62,164	43.56
.. 1973-74	...	73,40,841	73,40,841	7,93,200	65,47,641	51,38,666	14,08,975	21.53
Total	18,93,475	78,31,775	97,25,250	13,15,491	84,09,759	62,07,323	22,02,436	26.21
SUBS.								
upto 1971-72	3,45,026	34,937	3,79,963	15,739	3,64,224	1,20,053	2,44,171	67.03
.. 1972-73	11,46,968	1,63,350	13,10,318	2,28,815	10,81,503	4,95,854	5,85,649	54.15
.. 1973-74	...	35,75,372	35,75,372	2,96,522	32,78,850	20,41,341	12,37,509	37.74
Total	14,91,994	37,73,659	52,65,653	5,41,076	47,24,577	26,57,248	20,67,329	43.76
EXTD. SUBS.								
upto 1971-72	2,37,538	3,306	2,40,844	3,771	2,37,073	44,091	1,92,982	81.40
.. 1972-73	5,95,563	76,911	6,72,474	1,12,002	5,60,472	2,47,151	3,13,321	55.90
.. 1973-74	...	14,53,259	14,53,259	1,23,175	13,30,084	7,62,947	5,67,137	42.64
Total	8,33,101	15,33,476	23,66,577	2,38,948	21,27,629	10,74,189	10,73,440	50.43

Total Demand, Collection and Outstanding of Repairs and Reconstruction Cess during the year 1973-74 for the City Wards

Category	Outstanding as on 1-4-73	Amount of bills issued during the year 1973-74	Gross Demand	Bills recalled (Amount.)	Net demand	Collection during 1973-74	Outstanding as on 31-3-1974	Percentage of outstanding to the net demand	
	Rs.	Rs.	Rs.	Rs.	Rs.	Rs.	Rs.	(%)	
Past and previous years	A	88,28,330.57	1,51,361.73	89,89,755.30	3,25,809.04	86,63,946.26	33,98,368.82	52,65,577.44	60.80%
	B	13,31,708.22	69,166.19	14,50,874.41	59,255.87	13,91,618.54	4,87,650.58	9,03,967.86	64.90%
	C	34,02,221.34	29,501.83	34,31,726.17	2,29,029.29	32,02,696.88	14,75,436.53	17,27,260.35	54.00%
Total	1,36,11,320.13	2,60,035.75	1,38,72,355.93	6,14,074.20	1,32,58,261.68	53,61,457.01	78,96,805.65	59.56%	
Current year (1973-74)	A	...	2,23,47,377.23	2,28,47,377.23	5,97,353.37	2,22,50,033.86	1,72,36,260.65	50,13,763.41	22.53%
	B	...	25,69,771.98	25,69,771.98	83,895.79	24,85,876.19	15,24,798.89	9,61,077.30	38.65%
	C	...	48,05,318.71	48,05,313.71	2,05,627.48	46,00,691.23	30,78,447.81	15,62,243.42	34.00%
Total	...	3,01,23,479.92	3,02,23,467.92	8,86,876.64	2,73,36,591.28	2,17,99,507.15	75,37,084.13	25.68%	
Grand Total	1,35,12,320.13	3,04,81,503.67	4,40,95,823.80	15,00,970.84	4,25,94,852.96	2,71,60,963.18	1,54,33,889.78	36.23%	

Break up of arrears of all taxes including State E. cess add. State E. cess and U.I.P. Tax and water charge as on 31-3-1974.

	City		Suburbs		Extended Suburbs	
	Effective Demand.	Provisional Demand.	Effective Demand.	Provisional Demand.	Effective Demand.	Provisional Demand.
(1) Government and Dy. Custodian of Evacuee properties.	32,03,559.24	...	26,35,042.41	...	3,21,729.14	...
(2) Railways	...	19,38,731.65	...	4,85,015.83	...	17,805.84
(3) Bombay Port Trust	9,24,655.29	...	56,693.83
(4) B.M.C. (Impt.) and Other Municipal Departments.	18,00,600.47	...	8,55,733.37	...	5,01,078.21	...
(5) Court Receiver, Official Assignee	...	26,30,300.30	...	15,03,252.38	...	11,09,640.98
(6) Suits Filed Injunctions and appeals against rateable values.	...	2,11,23,801.86	...	1,05,18,288.41	...	21,54,712.85
(7) Properties under attachment	58,60,502.04	...	77,25,902.44	...	34,10,676.00	...
(8) Complaints against rateable values	...	1,65,14,810.06	...	96,96,338.49	...	52,60,518.53
(9) Amounts involved in respect of unauthorised structures and hutments.	17,62,676.65	...	1,20,43,120.13	...	50,79,162.80	...
(10) Amounts due from B. E. S. T. Undertaking.	82,813.49	...	5,90,371.36	...	46,870.16	...
(11) Instalments allowed	17,05,963.49	...	15,43,904.96	...	3,90,194.22	...
(12) Disputed property taxes	...	32,27,390.80	...	46,43,224.84	...	17,55,452.65
(13) Disputes regarding wheel tax	...	1,18,91,877.70	...	38,74,201.83	...	9,54,946.05
(14) Bills issued at the end of the year	...	56,58,302.52	...	1,17,10,741.92	...	32,10,265.02
(15) Arrears of taxes carried forward from the records of the defunct local bodies.	4,55,583.49	...	1,91,190.77
(16) Monthly tenancy structures	8,11,895.98	...	42,50,171.12	...	22,63,780.39	...
(17) Amounts held in deposits	2,57,707.65	...	19,21,542.32	...	3,95,666.58	...
(18) Other rate payers						
(a) Property taxes	1,42,80,459.51	...	2,59,42,761.28	...	1,60,03,110.95	...
(b) Wheel tax	1,12,91,951.30	...	52,18,808.14	...	7,59,943.33	...
	4,19,82,985.11	6,29,85,214.89	6,27,84,111.74	4,29,21,650.19	2,91,72,211.78	1,46,62,522.69
	10,49,69,200.00		10,57,05,761.93		4,38,34,744.47	

- (1) Payment was not received from the various Government departments before 31st March 1974. The Dy. Custodian of evacuee properties pays as and when funds permit.
- (2) The Railways have made 'on account' payment of Rs. 11.75 lacs during 1973-74. The question of assessment of Rly. properties for the quinquennium 1-4-64 to 31-3-69 and for the subsequent quinquennium is still pending with the Railway authorities.
- (3) The payment was not received before 31st March 1974.
- (4) The amount awaits adjustment.
- (5) The payments are made when funds are available.
- (6) The matter is pending before the Court.
- (7) Properties have been attached and steps have since been taken to expedite the sale of properties attached.
- (8) Complaints are pending and the payments can be demanded after disposal of complaints against rateable values.
- (9) There are various difficulties for effective recovery of taxes from occupants of the unauthorised structures, however efforts are being made to recover maximum amount possible. Special squad has been appointed for the purpose.
- (10) The matter is under correspondence.
- (11) Recovery would be effected in due course.
- (12) The matter is under correspondence.
- (13) The matter is under correspondence.
- (14) The recovery is in progress.
- (15) Most of the properties no longer exist nor the owners are traceable.
- (16) There are various difficulties for effecting recovery of taxes in respect of monthly tenancy structures
- (17) Amounts awaits adjustments.

Cinema Theatres :-

	Class I	Class II	Total
City	51	17	68
Suburbs	21	10	31
Extended Suburbs	12	4	16
Total	84	31	115

Collection of Theatre Tax :-

	1972-73	1973-74
City	8,73,270.56	8,96,428.29
Suburbs	3,38,557.93	3,70,950.25
Extended Suburbs	1,85,626.20	2,01,682.40
Total	13,97,454.69	14,69,060.94

Tax Collected on Race Horses :-

	1972-73	1973-74
No. of horses taxed	3,366	3,290
Tax collected	9,267.57	8,784.30

APPENDIX 'A'

Classification of properties according to Rateable Values

Rateable Value.	Number of Properties		
	City	Suburbs	Extended Suburbs
Below Rs. 200	36,469	25,199	13,274
Between Rs. 201 and 300	3,514	9,022	5,106
Between Rs. 301 and 400	2,901	7,612	3,895
Between Rs. 401 and 500	2,940	5,573	2,894
Between Rs. 501 and 750	3,961	6,684	3,858
Between Rs. 751 and 1,000	3,591	5,314	2,934
Between Rs. 1,001 and 1,500	4,685	5,802	3,675
Between Rs. 1,501 and 2,000	3,569	4,173	2,941
Between Rs. 2,001 and 5,000	9,973	6,223	3,746
Between Rs. 5,001 and 10,000	6,890	4,161	2,080
Between Rs. 10,001 and 20,000	4,512	4,011	955
Between Rs. 20,001 and 30,000	1,581	1,467	561
Between Rs. 30,001 and 40,000	809	559	344
Between Rs. 40,001 and 50,000	555	422	218
Between Rs. 50,001 and 1,00,000	816	321	149
Between Rs. 1,00,001 and 1,50,000	366	87	80
Between Rs. 1,50,001 and 2,00,000	199	33	16
Between Rs. 2,00,001 and 2,50,000	128	14	10
Between Rs. 2,50,001 and 3,00,000	111	10	1
Between Rs. 3,00,001 and 3,50,000	87	5	3
Rs. 3,50,001 and above	114	17	2
TOTAL	87,758	86,709	46,742

APPENDIX 'B'

Vehicles and Animals taxed during the year 1973-74

	Vehicles or Animals	Number.
Motor lorries	...	14,229
Motor cars (including taxis)	...	74,949
Trolleys	...	21
Trailors	...	221
Cranes	...	89
Motor cycles with side-cars (including Auto Rickshwas)	...	329
Motorcycles (Solo)	...	16,900
Four-wheeled vehicles drawn by animals	...	210
Two-wheeled vehicles drawn by animals	...	480
Handcarts	...	16,793
Horses	...	18
Ponies	...	51
Bullocks	...	3
	TOTAL	1,24,298

APPENDIX 'C'

Vehicles and animals taxed under the Public Conveyance Act, during the year 1973-74

Hack Victoria (including 2 horses for each)	...	488
Labour carts (with pair of bullocks for each)	...	464
Hand-carts	...	7,883
	TOTAL	8,835

WATER SUPPLY PROJECTS DEPARTMENT

Summary of the annual administration report of the Water Supply Projects
Department 1973-74

(I)—Expenditure :	Amount Rs.
(i) Vaitarna-cum-Tansa Scheme	... Cr. 16,808.00
(ii) Master Plan	... Cr. 78,04,610.00
(iii) Ulhas River Scheme	... 37,859.00
(iv) Upper Vaitarna Scheme	... 5,77,60,126.00
(v) Integrated Bhatsai 'S' Scheme	... 2,54,64,333.00
(vi) Misc. works :—	
(a) Replacing two 1400 mm. mains by two 1800 mm. steel mains between Santacruz and Mahim	... 14,02,781.00
(b) Laying 1800 mm. (72") dia. pipeline along Senapati Bapat Marg	... 19,60,105.00
(c) Laying a new 2750 mm. dia. main between Kasheli and Gundavli	... 6,61,955.00

(II)—Results :

Preliminary investigations for Integrated Bhatsai 'S' Scheme *viz.* Foundation investigations by taking trial bores in connection with head works installations at Pise and pumping stations and treatment plants at Panjrapur and Bhandup were completed. Model testing studies of Pise Weir were entrusted to Central Water and Power Station, Khadakwasla. Model Studies accordingly were in progress during the year. Work of preparation of hydraulic model for pump sump and intake channel at Pise was also in progress. Work of construction of approach road and laying of 800 mm. M. S. pipeline from Pise to Yewai was nearing completion during this year. Work of construction of office-cum-guest house at Pise was nearing completion.

In addition to these preliminary works, the following other works were completed during the year :—

- (1) Laying two 1200 mm. outlets from Veravali Hill Reservoir.
- (2) Asphalting waterbound macadam road between Pogaon and Kapurbawdi.
- (3) Misc. works of construction of staff quarters, etc. at Bhandup Hill Reservoir.

Messrs. Binnie and Partners (India) Ltd., Consultants, continued their assignment during the year under report. Pilot plant studies on filtration of Bombay's water supply were carried out at Agra Road to define the filter media characteristics and to refine the mixing arrangement of Messrs. Binnie and Partners (India) Ltd.'s design. The studies were carried out throughout the monsoon and also in the lean season till the end of 1973. Arising out of these studies, it was decided to set up a full two stage treatment plant at Bhandup and settling tanks at Panjrapur.

Tender documents for supply, installation, commissioning of 450 mld capacity settling tanks at Panjrapur and two stage treatment plant at Bhandup were finalised during the year under report.

This year was a major breakthrough year in the planning and design of works under Master Development Plan for Water Supply to Greater Bombay. As many as 70 to 75 works were in various stages of site investigation, preparation of plans and block estimates and preparation of draft tenders. Stage I was thus laid to go ahead with the execution of works under the Development Plan in the ensuing years.

(III)—Suggestions :

It is apprehended that shortage of materials of construction *viz.* cement, M. S. bars, M. S. Plates, Structural Steel and all round increase in prices of fuel, etc. may adversely affect the Project Works. It is necessary to emphasise upon the State government and the Central Government the rigidity of time schedule and to obtain safeguards such as priorities and special allocations in procurement of various materials of construction.

T. M. KANDAWALLA,
Project Engineer,
(Water Supply).

WATER SUPPLY PROJECTS DEPARTMENT

During 1973-74, Shri V. D. Desai, B.E. (Civil) M.E.P.H. F.I.E. (India) continued as D. M. C. (S.E.) in charge of Water Supply and Sewerage Department of the Corporation.

Negotiations held in Washington between the International Development Association and the officials of the MCGB, the Government of Maharashtra and the Government of India for the Phase I of the Project were completed on 6-4-1973 and the draft agreements were finalised. The agreements were subsequently signed by the Indian Ambassador to U. S. A. on 22-1-1974 on behalf of the three agencies.

During the latter half of the year, the Common Services Department made a small beginning towards establishment of an independent Purchase and Stores Organisation for the WSSD. A small Material and Management Cell was formed and Messrs Tata Consultancy Services were appointed as consultants *vide* S.C.R. No. 3442 dated 30th January 1974. They first studied the existing purchase-storage-issue system. The work of drafting a suitable Stores Accounting and Inventory Control System was commenced during the year. The work of compiling the list of various items of stores under different categories and systematically codifying the same was also commenced.

Tenders under I. C. B. Procedure were invited for the supply of 2000 M.T. of Mild Steel Bars and 585 M.T. of Mild Steel Channels and the contract was proposed to be awarded to a Japanese Firm (through the canalising Agency of Hindustan Steel Limited) at a total cost of Rs. 94,13,385.

I. C. B. Tenders were also invited for the supply of 8145 M. T. of M. S. bars of various diameters during the year and the contract for the supply was awarded to Messrs. Western Rolling Mills Limited Bombay at a total cost of Rs. 2,19,40,405 *vide* S.C.R. No. 3659 dated 6th February 1974.

Shri T. M. Kandawalla, B.E. (Civil), F.I.E. (India) continued to hold the office of the Project Engineer (Water Supply) during the year.

The activities of the Department are grouped under the following heads :—

- I.—Vaitarna-cum-Tansa Scheme.
- II.—Master Plan for the distribution of Water Supply to Greater Bombay.
- III.—Ulhas River Scheme.
- IV.—Upper Vaitarna Scheme.
- V.—Integrated Bhatsai 'S' Scheme.
- VI.—Misc. Works.

PART—I

Vaitarna-cum-Tansa Scheme

General :—The various works under this Scheme have been completed long since and only some land acquisition matters were in progress. Correspondence with the Government authorities for the grant of Government lands and forest lands in Thana District for tunnel and other connected works was in progress during the year.

PART—II

Master Plan for the Distribution of Water Supply to Greater Bombay

This plan was prepared in the year 1955 for distribution of Water that became available from Vaitarna-cum-Tansa Scheme. Under this plan, 11 service reservoirs were proposed to be constructed in Greater Bombay, out of which 10 reservoirs at Worli, Golanji, Pali, Trombay, Veravali High, Veravali Low, Ghatkopar, Powai Low, Bhandup and Powai High Level have been completed. From the final report and recommendations received from the Consulting Engineer, Shri Dnye, it was observed that it will not be possible to construct an R. C. C. reservoir on top of Rolli Hill and as such it is decided to construct steel tanks on top of the Hill and surface tanks at the foot of the Hill. The Government have agreed to release the land required for the construction of surface tanks at the foot of the hill.

Land acquisition matters connected with the construction of various service reservoirs under the Master Plan and inlet-outlet mains to various service reservoirs were handled during the year.

Following works in connection with Master Plan were completed :—

- (1) Balance work of the construction of Powai High level reservoir.
- (2) Miscellaneous works at Bhandup Hill Reservoir.
- (3) Miscellaneous works at Veravali Hill Reservoir.

PART—III

Ulhas River Scheme

This scheme was taken up as an emergency scheme and the work on it was started in the first week of October 1966 and the scheme was commissioned in May 1967. Correspondence for grant of Government and Forest land measuring 57,537 Sq.mts. used for various purposes e.g. Pump House, Filtration Plant, Pipeline and Approach Road was in progress with the Additional Collector, Thane.

PART—IV

Upper Vaitarna Project

All the works connected with the scheme viz. head works, conveyance mains, undercreek tunnel and two service reservoirs have been completed. Treatment works envisaged under this Scheme had to be deferred due to paucity of funds. These will now be taken up under the Integrated Water Supply and Sewerage Scheme. Out of 6 service reservoirs proposed to be constructed under this scheme two reservoirs viz. at Bhandup and at Borivali have been completed and commissioned. The remaining four had to be deferred due to paucity of funds. These will now be constructed under the integrated water supply and sewerage scheme. The capacities of these four reservoirs have also been revised taking in view the additional supply to be available from Bhatsai 'S' Scheme.

Various land acquisition matters in the City, Suburbs and Thana district are yet to be finalised. Correspondence with the Government for grant of Government and Forestlands admeasuring 8,46,703 square metres used for pipelaying works etc., was in progress.

PART—V

INTEGRATED BHATSAI 'S' SCHEME

(A) Planning and Design Section :

A comprehensive Development Plan for Water Supply to Greater Bombay has been prepared in consultation with Messrs. Binnie & Partners (India) Ltd., London, and is taken up for implementation with the assistance of the International Development Association. The Development Plan for Water Supply includes the development of an additional source of water supply from Bhatsai River in addition to the existing supply from Vihar, Tulsi, Ulhas, Tansa and Vaitarna. This additional source from Bhatsai river is proposed to be developed in two stages. In the first stage, a supply of (100 mgd) 455 mld. will be available for water supply and 50 mgd. for irrigation, while in the second and ultimate stage a water supply of (300 mgd) 1362 mld. will be available. It is also proposed to provide full treatment to the water supply from Tansa, Vaitarna and Bhatsai. Simultaneously, the distribution and zoning system will be improved and leakages reduced to the minimum practicable.

The main components of the scheme will be as under :—

- (a) A weir across Bhatsai River at Pise, just upstream of its confluence with Kalu.
- (b) An intake channel leading to the intake pumping station at Pise on the right bank of the river
- (c) A pre-treatment plant at Panjrapur in between Pise and Yewai along with a Pumping Station.
- (d) A 2235 mm. (33") dia. welded steel rising main 9 Kms. long laid underground except for the length laid above ground on the bridge over Amne Nalla.
- (e) Control Valve Complex at Agra Road Yard a short distance upstream of Yewai on the trunk mains.
- (f) A new tunnel, 5 metres dia. to carry water from the trunk mains to the Bhandup Treatment Works and new mains to reinforce the existing East-West tunnel system.
- (g) Treatment works of 1908 Mgd (420 Mgd.) capacity for all the water received from all the main land sources viz., Tansa, Vaitarna, Upper Vaitarna and Bhatsai. The works will be sited at Bhandup on the shores of Vehar Lake.
- (h) Treated Water pumping station with an inlet water main to the Master Balancing Reservoir and mains for carrying raw water from East-West tunnel to the Bhandup Complex and treated water from Bhandup Complex to the East-West tunnel.
- (i) Construction of 12 new service reservoirs of a total capacity 377 Mgl. (83 mg) and laying of inlet and outlet mains to and from reservoirs.
- (j) Providing instrumentation for automatic recording and collection of information in connection with the control and management of the water supply operations.

The Bhatsai 1st stage water will be available in June 1977. For completing the scheme and to make use of the above supply in time, various works will be carried to a definite time schedule. An independent Design and Planning Organisation under the Deputy Project Engineer (Water Works) (Planning & Design) has been established at Powai since January 1972 and is functioning during the year under review. This year was a major break through year in the planning and design of works under the Master Development Plan for Water Supply to Greater Bombay. As many as 70 to 75 works were in various stages of site investigation, preparation of plans and block estimates and preparation of draft tenders. Stage was thus laid for going ahead with the execution of works under the Development plan in the ensuing year.

Under Standing Committee Resolution No. 285 of 3rd June 1972, Messrs. Binnie & Partners (India) Ltd. have been appointed as consultants for the work of design and supervision of the following items of works at a fee of Rs. 1,41,83,000.

- (A) An intake and a raw water pumping station on the right bank of the Bhatsai river near Village Pise comprising an intake channel, forebay, pump sump and pumping station complete with all plant, equipment, workshop, instruments etc.

- (B) Water treatment works at Bhandup adjoining the north end of Vihar Lake.
- (C) Treated water pumping station adjoining the Bhandup water treatment works comprising pump sump and pumping station complete with all plant and equipment, workshop, instruments etc.
- (D) Control valves complex to be sited at the Agra Road Yard on the existing gravity pipeline from Vaitarna and Tansa.
- (E) Construction of pumping station and primary water treatment works at Panjrapur.

Progress of the work entrusted to Messrs. Binnie and Partners (India) Ltd. during the year under review is as under :—

Pumping and Electrical works : During the year 1973-74 general conditions of contract, instructions to the tenderers general specifications, technical specifications and detailed drawings were prepared for the supply and erection of pumping and electrical equipments for 3 pumping stations at Pise, Panjrapur and Bhandup. It was earlier decided to float pumping and electrical tenders simultaneously by 1st October 1973 and to award the contract by 1st April 1974.

Due to change in design of Bhandup Treatment Plant from single stage treatment plant to two stage treatment plant after pilot plant studies, the pumping and electrical tenders were required to be modified extensively. Five alternatives were suggested by the Consultants for Panjrapur Treatment and Pumping work. After detailed discussions between IDA, B & P and BMC in January 1974, final decisions were taken regarding treatment plant and pumping station layouts. The Consultants thereafter gave the revised programme and revised estimates.

Three pumping tender documents were completed by 31st March 1974 but tender documents for Panjrapur and Pise were being amended. Pise and Panjrapur Electrical documents were also complete but were being amended in view of change in treatment plant layout. Bhandup document for electrical works was not completed till 31st March 1974.

As regards pumping stations, preliminary drawings for three pumping stations at Pise, Panjrapur and Bhandup were prepared and submitted for review and comments by B. M. C.

Pilot Plant Studies.—Arising out of the discussions that the negotiating team had with the World Bank and their Consultant Mr. H. E. Hudson Jr. in MARCH—APRIL 1973, it was decided to set up a Pilot Filter Plant at Agra Road Yard to—(1) define the filter media characteristics and (2) refine the mixing arrangement for the Binies' Design for single stage filtration at Bhandup. The studies were carried out through the monsoon season and also in the fair season till the end of 1973. The equipment was supplied by Messrs. Binnie and Partners with help from Messrs. Paterson Candy (International) U. K. and Water Research Association U. K. Binies also deputed an engineer first from Messrs. P. C. I. and then from Water Research Association to conduct the various tests. Their Senior Engineers were also in touch with the experiments and visited the pilot plant from time to time. These studies were carried out jointly with the Corporation.

During the course of studies, it became clear that single stage filtration plant would present considerable difficulties in the operation of the plant as well as in obtaining the desired standard of filtered water. In a meeting in Bombay in December 1973 between the World Bank Team headed by Mr. Rajagopalan, the Consulting Engineers to the Corporation—Messrs. Binnie & Partners and the Corporation Engineers, it was decided to set up a full two stage treatment plant at Bhandup and settling tanks at Panjrapur.

Supply and Installation of Treatment Plant equipment at Panjrapur :—

Messrs. Binnie and Partners prepared the tender document for supply, installation, commissioning and maintenance of 450 mld. capacity settling tanks at Panjrapur. Global tenders for the same were nearly ready for being invited by the end of the year.

Supply Installation of Treatment Plant equipment at Bhandup :—

Messrs. Binnie and Partners prepared the tender documents for supply, installation, commissioning and maintenance of 1910 mld. capacity 2 stage treatment plant at Bhandup. E. E. (Treatment) was sent to London during the end of March 1974 to assist in preparation of tender documents. The Global tenders for the same have since been invited.

Following works were completed during the year under report :—

- (1) Work of construction of waterbound macadam road, from Pise to Sawad, laying 200 mm. dia. M. S. main from Babgion to Pise and construction of an R. C. C. bridge over Amne Nalla near Village Amne.
- (2) Renovation of old Bombay Agra Road from Mulund Colony to Vihar Lake.
- (3) Construction of anti-vortex wall in the Vaitarna intake tower.
- (4) Drilling exploratory bore holes at the proposed site of Veravali Hill Reservoir No. 2.
- (5) Drilling exploratory bore holes at the proposed site of Veravali Hill Reservoir No. 3.

- (6) Drilling exploratory bore holes at the proposed site of Trombay Hill Reservoir.
- (7) Drilling exploratory bore holes at the proposed site of Master Balancing Reservoir.
- (8) Drilling exploratory bore holes at the proposed site for treatment works at Bhandup.

Land acquisition matters for the lands in the City, Suburbs, and Thana District were handled during the year under report. Correspondence with Government to grant 73705 sq. mts. of land for the pipelaying works was in progress.

PART VI

MISCELLANEOUS WORKS

Following miscellaneous works were in progress under the aegis of this Department :—

1. Replacing the existing 1450 mm. dia old Tansa Main by 1800 mm. dia. pipeline between Bandra and Santacruz.
2. Laying additional 1800 mm. dia. main along Senapati Bapat Marg from Kakasaheb Gadgil Marg to Dr. E. Moses Road.
3. Work of Development of Scout Camp at Powai.
4. Laying 1800 mm. dia. M. S. pipeline along Senapati Bapat Marg from Tilak Bridge to K. G. Marg.
5. Laying 1800 mm. dia. pipeline along Senapati Bapat Marg from Mori Road to Tilak Bridge.
6. Work of cross connection at Gundovali and Kasheli and rectification of 1800mm. dia. damaged main between Kasheli Bridge and Balcum.
7. **Chlorination Equipment.**—Chlorination Plants at Chhatkopar Hill Reservoir and Borivli Hill Reservoir were tested, commissioned and handed over to the H. E.'s Dept. for operation and maintenance.

The erection of chlorination plant at Bhandup Hill Reservoir was in progress at the end of the year. As regards the Central Chlorination Plant at Powai, a liquid chlorine evaporator of 150 kg./hour capacity was erected during the year and after the same was tested and commissioned it was handed over to the H. E.'s Department for operation and maintenance.

In addition, works costing Rs. 45,000 were carried out departmentally in Agra Road Division. These comprised mainly renovation of existing buildings, fencing of the Camp and maintenance of the Yard, etc.

T. M. KANDAWALLA,
Project Engineer,
(Water Supply).

CITY ENGINEER'S DEPARTMENT.

Summary of the Administration Report of City Engineer's Department for the year 1973-74 giving Important Statistical information.

L—(a) Expenditure :—	Rs.
(a) Expenditure Incurred on execution of works from Loan Working Budget ...	30,74,71,938
(b) Expenditure incurred on execution of works for maintenance of properties etc. from Revenue Budget ...	9,05,95,096
(c) Expenditure on Establishment ...	10,35,16,256
(d) Expenditure on other heads—	
(i) From Loan Works Budget ...	9,28,831
(ii) From Revenue Budget ...	3,05,04,213
 (b) Revenue :—	
Revenue earned by the Department during the year 1973-74 ...	2,51,49,579

II—Achievements :—

Building Construction Section		
	No. of works completed	No. of works in progress
(a) Housing (No. of tenements) ...	518	1828
(b) School building ...	22	15
(c) Markets ...	1	4
(d) Hospitals, Maternity Homes and Dispensaries ...	8	12
(e) Other building Works ...	8	13

Road Construction Section		
	No. of works completed	No. of works in progress
(a) Road surfacing in Asphalt concrete ...	5	15
(b) Road surfacing in cement concrete ...	3	4
(c) New roads including S. W. drains ...	15	43
(d) Road widening ...	26	20
(e) Other miscellaneous works ...	7	3

Drainage Construction Section		
	No. of works completed	No. of works in progress
(a) Sewer works ...	28	30
(b) Pumping station	3
(c) S. W. drains ...	4	5
(d) Nallas ...	6	20
(e) Miscellaneous works ...	9	6

Private Building Construction Section				
	Under Section 337	Under Section 342		
(1) No. of New building proposals received ...	3,069	1,770		
(2) No. of building proposals passed ...	1,998	552		
(3) No. of proposals for non-residential buildings received	1,346		
(4) No. of Residential buildings constructed by—			No. of Buildings	No. of Tenements
(a) Private parties ...	788	859		
(b) Co-operative Societies ...	298	546		
(c) Employers for their employees ...	20	736		

Slum Improvement Section

Various works such as provision of sanitary blocks, washing places, passages, lights, watermains etc. were carried out in 56 colonies of Slum Dwellers for improving the living conditions thereat.

Slum Clearance Section

(i) No. of slums cleared and development completed so far	...	34
(ii) No. of slums under clearance and redevelopment in stages as on 31-3-1974	...	3

Tenements under Government of India subsidised slum clearance Scheme

(a) No. of tenements completed upto 31st March 1974
(b) No. of new tenements started during the year
(c) No. of tenements in progress during the year	...	290

Asphalt Plant and Crushers :—

(i) Area of foot-path and roads asphalted (sq.m.)	...	1,92,530
(ii) Area of roads and foot-paths repaired and renewed (exclusive of pot-holes and trenches) (sq.m.)	...	1,70,467
(iii) The total output of the crushers (brass metal)	...	4,537

Public Street Lighting :—

43277 electric street lamps, 14 policemen spot lights and 32 lights (lamps) along the Railway foot-over-bridges at Chowpatty, Marine Lines, Charni Road, Byculla and Dagar Stations were maintained by this Department.

Mechanical Branch :—

(i) No. of jobs attended by Municipal workshop	...	2028
(ii) No. of jobs attended by Municipal Foundry	...	239
(iii) No. of out-door jobs executed by Design Section	...	999
(iv) No. of Medical Institutions of the Corporation to whom washing services were rendered by Municipal Power Laundry	...	43
(a) No. of linen of 43 Institutions washed by Laundry	...	56,21,614

Electrical Branch :—

(i) Building construction section :—		
(a) No. of works completed by contract	...	28
(b) No. of works in progress by contract	...	42
(ii) Plant and Machinery section :—		
(a) No. of jobs executed departmentally	...	772
(b) No. of jobs executed through Contractors	...	166
(iii) Refrigeration Section :—		
(a) No. of works executed	...	55

Transport Branch :—

560 vehicles were used for rendering various civic services as detailed below :—

(i) No. of VIP cars, staff cars and committee cars	...	19
(ii) No. of vehicles for health services	...	92
(iii) No. of vehicles for conservancy services	...	227
(iv) No. of vehicles for water works	...	27
(v) No. of vehicles for meat van services	...	62
(vi) No. of vehicles for encroachment removal services	...	24
(vii) No. of vehicles for Administrative services	...	27
(viii) No. of vehicles for Miscellaneous Departmental services	...	166

Conservancy Branch :—

(a) No. (in Tonnes) of refuse and other waste matter removed	...	8,16,947
(b) Total vehicles shifts employed for removal of refuse	...	1,68,744
(c) No. of public latrines maintained	...	3,232
(d) Total No. of Urinal stalls maintained	...	866
(e) No. of welfare centres working for the benefit of conservancy employees	...	19

Acquisition of Land :—

(a) Possession of properties obtained through the land Acquisition proceedings	...	39
(b) No. of properties acquired by negotiations	...	50
(c) Proceedings under Land Acquisition Act in respect of properties in progress...	...	210
(d) Proceedings to acquire lands by negotiations in respect of properties, in progress	...	136

Implementation of Town Planning Schemes :—

(a) No. of plots taken by the Corporation	...	142
(b) No. of plots handed over to the owners	...	19
(c) Details of execution of T. P. Schemes (Please see table below)

Nature of the work	No. of work	Actual expenditure between 1-4-73 and 31-3-74
		Rs.
(i) Building works
(ii) Road works	...	3 9,51,727
(iii) Drainage works	...	5 4,10,630
(iv) Any other works	...	31 34,96,017
		48,58,374

(d) Total expenditure incurred on D. P. Scheme works	...	48,58,374
(e) Amount of contribution charges collected	...	13,66,851

Maintenance of Municipal Properties, Roads, Foot-paths and Drains :—

(i) No. of Municipal Buildings maintained	...	4,656
(ii) Total length of roads maintained (K. M.)	...	1,071.56
(iii) No. of works carried out through Annual Petty Works Contractors	...	5,065
(v) Length of House Drains cleaned in Metres	...	17,93,178
(v) Length of Pipe sewers cleaned in Metres	...	3,82,956
(vi) Quantity of silt removed from drains in Tonnes	...	14,892
(vii) Quantity of silt removed from pipe sewers in tonnes	...	15,095

Supervision of private buildings and factories :

(1) No. of notices issued under different sections of Bombay Municipal Corporation Act for rectifying defects or removing irregularities	...	7,476
(2) No. of notices complied with	...	2,796
(3) No. of notices pending	...	4,686
(4) No. of unsafe buildings or portions thereof removed departmentally under section 489 of B. M. C. Act.	...	156
(5) No. of actions taken departmentally	...	474
(6) No. of authorities granted to the tenants under Section 499 of the B. M. C. Act	...	80
(7) No. of tenants who took advantage of the authorities	...	912
(8) No. of unauthorised structures in respect of which action was taken	...	13,927
(9) No. of unauthorised structures removed by parties	...	997
(10) No. of unauthorised structures removed departmentally under Section 352-A of the Act.	...	4,217
(11) No. of cases in which action was dropped	...	400
(12) No. of new factory permits issued	...	1,793
(13) No. of old factory permits renewed	...	3,015
(14) No. of prosecutions launched against factory owners	...	2,058
(15) No. of prosecutions decided in favour of the Corporation	...	1,349
(16) No. of prosecutions pending	...	631
(17) Amount of fine recovered	...	44,050
(18) Total amount of revenue collected	...	10,06,362

III. Suggestions for remedying any deficiencies.**IV. Such other special information.**

CITY ENGINEER'S DEPARTMENT

Shri J. R. Patwardhan, B.E. (Civil), M.E. (P.H.), A.M.I.E. continued to hold office of the City Engineer upto the end of the year.

CITY SECTION

There was no occasion to invoke provisions of the Bombay Municipal Servants Act 1890.

Temporary fire stations in Greater Bombay

On account of bringing fire services in Civil Defence Town to peace time standard, the Government of Maharashtra has agreed to hand over certain fire fighting equipments to the Municipal Corporation. Accordingly, the Government of Maharashtra has offered ten fire engines as free gift and three jeeps with trailer and pumps and two trailer pumps at 50 per cent cost. The Bombay Fire Brigade does not have sufficient fire stations at present to cover the fire risk especially in the Suburbs. Permanent fire stations planned at Kandivli, Mulund, Dharavi and Marol are likely to take sometime to come up. We have therefore accepted the equipments offered by the Government of Maharashtra in anticipation of the approval of the Corporation. It was therefore proposed to establish five temporary fire stations in different parts of the Suburbs for rendering better fire services.

Initially three temporary fire stations were proposed to be built in the open spaces available in the Municipal Housing Colonies at Dharavi, Raoli Camp and Deonar, as ready made quarters for firemen were available in these colonies. Negotiations with Maharashtra Housing Board for obtaining open space and staff quarters in their colony at Goregaon, were in progress. Negotiations with ESSO refineries, for obtaining open space and staff quarters, have failed and C. F. O. has decided to drop the same.

The proposed temporary fire stations are to be built with tubular steel trusses and column with A. C. Sheet roofing and cladding. This type of construction has considerable salvage value as the trusses and sheets can be dismantled and reused elsewhere when not required.

After inviting the tenders the work orders for the construction of fire stations at Dharavi, Raoli and Deonar were given to the contractor and the works were in progress at the end of the year.

I—PLANNING BRANCH

I—(A) PLANNING (Architectural)

During the year under report this section prepared plans and estimates in connection with different building works as summarised below:—

Particulars	General Building works in City	Housing in Greater Bombay.
1. Contract plans
2. Cloth Tracing	21	3
3. Paper Tracing	323	39
4. Blue Print copies	8,991	831
5. Block Estimates	11	3
6. Total amount of block estimates	Rs. 87,67,602	52,92,666
7. Detailed plans and estimates completed in all respects (as shown below)	23	5
8. Total amount of detailed estimates	Rs. 1,88,64,659	24,85,413
9. No. of contracts awarded	23	10
10. Detailed estimates in hand	10	3
11. Total approximate cost of detailed estimates in hand	Rs. 48,91,289	5,00,000

Particulars of detailed plans and estimates completed in all respects referred to above.

Particulars.	No. of estimates	Estimated cost.
(a) Schools (Permanent)	5	Rs. 55,90,153
(b) Schools (Temporary)
(c) Centralised ward offices	2	41,35,135
(d) Markets	1	6,97,924
(e) Hospitals, Maternity Homes and dispensaries	6	71,28,263
(f) Miscellaneous	9	13,12,584
Total	23	1,88,64,059

I.—(B) PLANNING BRIDGES

The abstract of the work done during the year.

Particulars	Details of plans and estimates prepared.
(1) Contract plans	15
(2) Cloth Tracing
(3) Paper Tracing	29
(4) Blue Print copies	89
(5) Block Estimates	7
(6) Total amount of block estimatesRs. 1,32,15,000
(7) Detailed plans and estimates completed in all respects	6
(8) Total amount of detailed estimateRs. 74,80,394
(9) No. of works awarded to contractors	2
(10) No. of works entrusted to Railways	2
(11) Detailed estimates in hand	2
(12) Total approximate cost of detailed estimates	Rs. 75,00,000
(13) Scrutiny of plans received from	
(a) Railways	8
(b) Ward and Zonal Office and Project (Sewerage)	2
(c) Private parties	2
(14) Scrutiny of estimates received from Railways	4

I.—(C) CIVIL DEFENCE CELL

Civil Defence Cell was created on 7th June 1971 to prepare an effective operation paper plan for orienting performance of the obligatory and discretionary functions to Civil Defence needs. The following work were done by the Civil Defence Cell.

1. Preparation of paper plan for the disposal of dead animals was completed and the same was submitted to the Government of Maharashtra for their approval.
2. Preparation of paper plan for the disposal of dead bodies safety of animals in Victoria Garden and rescue, repairs and/or demolition of houses was under process.
3. Preparation of operation plan for key industries was under process.
4. Plans have been prepared showing the details such as Civil Defence Control Station, Transport Garages, Hospitals, Ward Offices, Dispensaries, Fire Brigade Stations, water and sewage mains, reservoirs etc. for 'D' Ward and submitted to Additional Controller of Civil Defence of the Zone.
5. Prepared and approved the list of civil defence measures to be included in the Municipal Buildings such as Ward Offices, markets, schools, dispensaries, residential buildings etc. at the planning stage.
6. Prepared the list of the buildings showing basements, marriage halls and wadies etc. available for the public to take shelter during air raid at A. B. C and D Wards.
7. Submission of Quarterly Progress Reports of disposal of corpses to Additional Controller of Civil Defence.
8. Submission of half yearly reports of action taken on the preliminary stage of defence affairs to the Commissioner of Police and Controller of Civil Defence and the Director of Health Service, New Delhi.
9. No. of staff proposals attended—15.
10. Total number of cases/enquiries investigated—10.
11. No. of proposals/specifications of plant and machinery etc. verified—39.
12. Total cost of work attended—11 lakhs.

The following works were carried out by employing inmates of famine relief camp at Khaling Khurd.

- (1) Providing concrete blocks below 72" East and West water mains—515 pairs.
- (2) Reprinting of 96" dia. metres steel water mains—12,000 metres (12 Kg. M.)
- (3) Removal of earth below the 72" east and West water mains in between concrete blocks—502 pairs.
- (4) Breaking of rubble into metal Nos. 3 and 4 150) brass (approximately).
- (5) Construction of Office-cum-dispensary at Poagaon Ullas Head Works—1 No.

A number of high dignitaries such as Honorable Ministers, Ex-Ministers, M. C., M.L.A., M.L.C. and Chairmen of Statutory Committees of Municipal Corporation visited famine Relief Camp. M. C. was pleased to approve the issue of 'Merit Certificate' to all the Supervisory Municipal staff who have participated for their dedicated and exemplary services to the famine relief service camp activities.

During the course of the camp, Ambedkar Jayanti, Shiv Jayanti Buddha Jayanti, Satyanarayan Pooja and five marriage ceremonies were held.

Camp was dismantled and all the migrated camp inmates were sent back to their native place by Railway.

I.—(D) REPAIRS BOARD CELL

Two Assistant Engineers with four Sub-Engineers were working in this cell, under the guidance of the City Engineer.

This cell has been created in May 1970 for doing such work as will help the members representing the Corporation on the Bombay Building Repairs and Reconstruction Board to play their roles effectively and also to collect such information as they may need for giving effect to the provisions of Bombay Municipal Corporation Act, concerning the repairs actions as enunciated under section 58 of Bombay Building Repairs and Reconstruction Board Act 1969.

The broad features of the work done by the staff working in the Repairs Cell during the period under reference are as under :

- (1) Preparation of Agenda Notes for Board's meetings, Executive meetings and special meetings held every month. (27 Nos.).
- (2) Scrutiny of the proposals under section 33(3) of the Board's Act (58 Nos.) Scrutiny of the draft schemes submitted by the Repairs Board for Reconstruction of Building (14 Nos.).
- (3) Site inspection of the location of the buildings which were to be undertaken by the Bombay Building Repairs and Reconstruction Board for structural repairs (509 Nos.). The inspections were necessary to determine the admissibility of structural repairs to such buildings with reference to the D. P. Reservations, proposed regular lines of road, road widening schemes, etc.
- (4) Replies to interpellations, short notice questions and notices of motion by the members in the Corporation and in the different committees meetings, replies to Assembly starred Questions referred to by the State Government etc.. During this period 17 references were replied.
- (5) Comments were given on the proposals referred by Building Proposal Section with regard to the repairs to the cessed buildings for considering the permission for repairs etc.
- (6) Sending copies of repairs works administratively approved by the Repairs Board in their monthly meetings to the respective City Ward Officers and Dy. City Engineer Zone-I for information and for taking steps in the cases of works under executions and to see that the works are carried out as per approved schemes.
- (7) Scrutiny of the proposals referred by the State Government for exemption of Repairs Cess under section 28 m), conducting enquiries in respect of the same and submitting inspection reports with the findings of enquiries to the State Government. During the period 8 references were submitted to State Government comprising 8 buildings.
- (8) Scrutiny of integrated draft schemes (layout) submitted by the Board for the development of the listed and declared slum areas. The plans submitted by the Board's Architects for the proposed layouts were scrutinised and comments given to the architects and the Board. 71 such schemes were considered.
- (9) Giving comments and replies to the references made by Dy. Secretary to Government U. D. P. H. & H. Department in respect of Draft Schemes etc. proposed by the Board as provided in Chapter VI of Bombay Building Repairs & Reconstruction Board Act 1969.

I.—(E) SLUM IMPROVEMENT CELL

Slum Improvement Cell was formed in 1969 and placed under the charge of a Ward Officer. Initially the Cell had a staff of Ward Officer, a senior A. A., 2 Architectural Sub-Engineers, 2 Tracers, 1 Sub-Engineer and 1 Head Clerk.

This Cell then prepared the plans for providing amenities for 3 colonies namely : New Colony at Dr. E. Moses Road, at Deonar and the existing colony at Bhoiwada which is named as Second October Colony.

The execution of work was being done through the construction departments of respective zones. The cell then also prepared Wardwise lists of hutment colonies on Municipal land and detailed inventory of some of the hutment colonies.

This work was put under the charge of an Executive Engineer in place of the Ward Officer in September 1970. An Assistant Engineer and 7 Overseers were added to the staff in November 1970 and the Cell was asked to prepare the plans, estimates, invite tenders for the work and execute the same under its own supervision. During 1969-70, 8 colonies comprising about 8700 hutments were taken up for slum improvement. During this period about 3 tenders were invited and works to the extent of about Rs. 51,063 were executed. During 1970-71, 10 more colonies comprising about 5000 hutments were taken up and work to the extent of Rs. 8,47,537 was carried out. In 1971-72 further 10 colonies comprising about 10,300 hutments were taken up under this programme. During this period about 8 tenders were invited and works amounting Rs. 14,47,584 were executed, including about 40 works executed through the ward PWCs.

In 1972, the Central Government offered to the Corporation grants in assistance to the extent of Rs. 1.97 crores. Hence all the 56 colonies then listed on Municipal lands were taken up for improvement and 7 new colonies were also established under the Slum Improvement Programme. These 63 colonies were divided in 10 groups and 10 separate contractors were appointed one for each group for executing the works. As the Central Government wanted the works to be executed before the end of the financial year i.e. April 1973, the works were taken up urgently and an additional Assistant Engineer and 13 Overseers were appointed in November 1972.

Works to the extent of Rs. 1.97 crores in 53 different colonies which were in progress were required to be completed urgently and at the same time the programme for 1973-74 was required to be formulated and submitted to the Central Government. Therefore an additional Executive Engineer was appointed on 5th February 1973. He prepared the plans and estimates for further 57 colonies on Municipal lands and prepared the programme for 1973-74, and submitted the same to the Central Government in July 1973. Also 20 additional Overseers to supervise the works were gradually appointed. After this programme was submitted the works already in progress were allocated to the 2 Executive Engineers one for City and Planning and the other for the Suburbs. The programme for 1972-73 was continued during 1973-74 and fairly completed around March 1974.

The programme for 1973-74 was sanctioned to the extent of Rs. 1.47 crores by the Central Government sometime in February 1974. This work was also divided in 10 groups. 10 different contractors were appointed for the work and the work orders were also placed on them. The programme for 1974-75 was under preparation for which necessary information, survey, etc. was being collected from the respective Ward Officers.

Up till now, under the scheme, the Municipal Corporation of Greater Bombay have provided about 4569 W. Cs., 1836 water taps, 1,85,73 sq. meter paved passages, 75,593 meter long drains and about 400 street lights in the various colonies, at a cost of about Rs. 1.98 crores.

For the year 1973-74 Slum Improvement Programme involving 57 colonies at an estimated cost of Rs. 1.78 crores was submitted to the Central Government sometime in the month of July '73. Under this programme it has been proposed to provide the following amenities.

1. 907 water taps.
2. 3532 metre sewers.
3. 27900 metres S. W. drains.
4. 2356 community bathrooms.
5. 2896 W. C. seats.
6. 56840 sq. mts. passages.
7. 959 street lights.

Out of the 57 colonies, the Central Government has sanctioned programme for 56 colonies estimated to cost Rs. 1.47 crores as stated elsewhere.

The progress of the work done by the slum department so far is given in Appendix No. 1.

I.—(F) SLUM CLEARANCE BRANCH

This branch is mainly concerned with the following functions :—

1. Preliminary survey of slum areas, declaration of slum areas as clearance area, making of clearance orders and compulsory acquisition orders under provisions of Section 354-R of B. M. C. Act.
2. Acquisition of slum properties falling under Clearance Area.
3. Formation of schemes for development of clearance areas with financial assistance from Government under the Government of India's slum clearance scheme.
4. Claiming financial assistance of loan and subsidy from Government and maintaining the record of the same.
5. Taking preliminary steps for declaring clearance areas under section 354-R of the Act for enabling the Bombay Building Repairs & Reconstruction Board to carry out the repairs and reconstruction schemes under the Board's Act.

A.—SLUMS ON PRIVATE LANDS

Out of the total no. of 144 listed slums only one slum area (No. 69) was declared as clearance area during the year.

In the same year the slum area under Sector F of Jawahar Nagar Khar which was declared previously, has been relinquished as the same forms part of the major scheme for development by Maharashtra Housing Board.

For want of alternative accommodation, non-availability of transit camp area and other difficulties declaration of additional slum areas is not being proposed under Slum Clearance Scheme for development by the Corporation. However as the Bombay Building Repairs and Reconstruction Board has agreed to develop all the listed slum area under section 38 (1) of the Board's Act read with 354-R of the B. M. C. Act, necessary steps are taken from time to time to declare such areas as 'Clearance Areas' and inform the Government and the Bombay Building Repairs & Re-construction Board so as to enable the Board to take steps for further redevelopment of such slums according to the priority list prepared by the Board. List of slums declared and entrusted to the Board for redevelopment is given below :—

1. Papanaswadi at August Kranti Marg, D Ward.
2. Sarkari Tabela at Jagannath Shankar Shet Road, D Ward.
3. Sector A-Koliwada, Colaba, A Ward.
4. Sector C-2, Kamathipura, E Ward.
5. Telly Gully Dattaram Lad Path, E Ward.
6. Bakri Adda, N. M. Joshi Marg, E Ward.

B.—SLUMS ON MUNICIPAL LANDS

During the year under review, the Corporation acquired the following slum areas for development purposes—

1. Kach Karkhana Chawls, G. D. Ambekar Marg.
2. Sherichiwadi, Forjett Street.

This brings the total no. of slum areas acquired for development under slum clearance scheme to 11.

Following works of construction of tenements under slum clearance scheme were under progress during the year.

1. 60 tenements at Mahalaxmi, Bodyguard Lines.
2. 64 tenements at Bane Compound, Tardeo.
3. 60 tenements at Kasturba Hospital Compound.
4. 120 tenements at Sion Village.
5. 42 tenements at Sion Village.
6. 246 tenements at Raoli Village.
7. 200 tenements at Match Factory Lane, Kurla.

Some statistical information of municipal slums, tenements constructed under Government of India's subsidised schemes and financial assistance of loan and subsidy from Government is given in the following proforma.

B.—Municipal Slums

No. of slums declared and development completed so far.	No. of slums under clearance and redevelopment in stages as on 31-3-1974.
24	3

C.—Tenements under Government of India's subsidised Slum Clearance Scheme

No. of tenements sanctioned till 31-3-1974.	No. of tenements completed during the year.	Total No. of tenements completed upto 31-3-1974.	No. of tenements started during the year.	No. of tenements in progress during the year.
6098	...	5190	...	290
No. of tenements not started.		Remarks.		
618		1. Works of 32 tenements is held up as the site is encumbered with hutments. 2. The project of 100 tenements is dropped vide Government Resolution No. SCS/2869/F of 11-3-69.		

D.—Financial assistance of Loan and Subsidy received from Government under subsidised Slum Clearance Scheme.

LOAN				Rs.
Previously received upto 31-3-1973	1,26,34,806
Received during the year	1,59,087
			Total	1,27,93,893
SUBSIDY				
Previously received upto 31-3-1973	1,51,03,418
Received during the year	1,62,487
			Total	1,52,65,905

I.—(G) Municipal Material Testing Laboratory

The following statement shows the Nos. of various samples tested in the M. T. Laboratory, Worli, during the year 1973-74 and the total cost thereof actually recovered on account of testing these Materials for departmental works, Government works and private works.

STATEMENT No. 1

Particulars of Samples	Nos. of samples tested			Total Nos.
	Departmental works	Government works	Private works	
Concrete	1954	2853	3545	8352
Bricks	950	118	22	1090
Cement	144	3	19	166

STATEMENT No. 2

Cost recovered on account of Testing

Particulars of Samples	Cost of Testing actually recovered in Rs.			Total Rs.
	Departmental works	Government works	Private works	
Concrete	365	14,265	35,450	50,080
Bricks	9,500	1,180	220	10,900
Cement	3,740	325	1,485	5,550
Total	13,605	15,770	37,155	66,530

Add— for Misc. Test and hire charges of Moulds

2,518
Total ... 69,048

Cost of testing of concrete and cement samples tested free of cost not recovered

17,905

Net work cost of work

86,953

II.—CONSTRUCTION BRANCH

II.—(A) Building Construction Branch Zone I

This branch supervises the work of Building Construction in Zone-I area after contracts are awarded Planning and Design Branch.

A synopsis of the work done by this branch during the year is given below :—

Particulars	Completed works		Works in progress	
	No.	Actual cost Rs.	No.	Estimated cost Rs.
(1) Housing	3	23,11,899	7	1,02,17,983
a) No. of works including pile foundation works (1 compound wall)	a) Nil	...
b) No. of structures 2	b) 5 Structures	...
c) No. of tenements 122	c) 904 Tenements.	...
(2) Building other than housing—				
a) School buildings	4	13,33,163	3	43,42,334
b) Markets	2	10,63,437
c) Hospitals, Maternity Homes and Dispensaries	7	70,62,200	5	89,92,707
d) Other building works	5	7,51,473	5	64,26,040
Total	19	1,14,58,735	22	3,10,42,501

Appendix No. 2.—Shows the works completed and those in progress.

II.—(B) Road Construction Branch Zone I

This branch is in charge of—

(i) Preparing plans and estimates of resurfacing of existing roads, construction of new roads, widening of roads and improving private streets in City (Except F/N and G/N Wards).

(ii) Invitation of tenders and awarding contracts of road works.

(iii) Supervision on road works.

(iv) Invitation of tenders for the supply of road metals, quarry materials, bitumen, rubble filler powder coarse sand transporting of bulk bitumen and awarding contracts for the same.

During this year 11 estimates for various works such as resurfacing roads with asphaltic concrete, construction of new roads and widening of roads were prepared.

17 contracts were awarded to the contractors for execution of the Road works, and 23 contracts were awarded for the supply of road metals, quarry materials, bitumen, rubble for Asphalt Plant at Worli, filler powder, coarse sand and for transporting of bulk bitumen.

A synopsis of the work done by this branch during the year is given below :—

Particulars	Completed works		Works in progress	
	Nos.	Actual cost	Nos.	Estimated cost
		Rs.		Rs.
1) Road surfacing work in Asphalt concrete	3	6,60,373	12	78,10,566
2) Road surfacing in cement concrete
3) New roads including S. W. Drains	4	12,21,514	12	84,82,104
4) Road widening	14	9,74,685	7	39,15,873
5) Any other works
Total	21	28,56,572	31	2,02,08,543

Appendix No. 3.—Shows the works completed and those in progress.

II.—(C) Drainage Construction Branch Zone I

This branch supervises the work of providing and laying underground sewers and S. W. Drains, improvement of common house gullies and construction of pumping stations in Zone I area after contracts are awarded by the Planning and Design Branch.

A synopsis of the work done by this Branch during the year is given below :—

Particulars	Completed works		Work in progress	
	Nos.	Actual cost	Nos.	Estimated cost
		Rs.		Rs.
1) Sewer works	6	13,09,098	1	20,71,199
2) Pumping Stations	1	20,08,615
3) S. W. Drains	4	25,58,716	5	51,50,289
4) Nallas
5) Miscellaneous	9	33,67,046	6	35,95,942
Total	19	72,34,860	13	1,28,26,045

Appendix No. 4.—Shows the progress of the work of sewers and S. W. drains carried out through contracts during the year.

Appendix No. 5.—Shows the work completed and those in progress during the year.

Appendix No. 6. Shows the details of work of cleansing Main sewers.

II.—D—PUMPING STATIONS AND PURIFICATION WORKS

(i) Colaba Purification Plant

The following are the units under the supervision of Sub-Engineer, Colaba.

- (A) Colaba Air Compressor Station and Ejectors, in the Southern Part of Bombay.
- (B) Afghan Church Pumping Station.
- (C) Colaba Purification Plant.
- (A) 1) The compressors and seven ejectors worked satisfactorily during the year.
 2) In the month of August 1973 the main bearings for compressor 'A' were replaced by new one.
 3) 4" Air line of ejector No. 3 and 7 was replaced by new one so also the rising main of ejector No. 1
- (B & C) Afghan Church Pumping Station and Colaba Purification Plant.
- 1) Complete overhauling of all the four exhausters at Afghan Church pumping station is carried out in March 1973 and February 1974.
 - 2) Four Nos. of M. S. cones were got manufactured in Municipal Workshop and replaced by new one to Aeration Row No. 2 in the month of April 1973 and May 1973.
 - 3) Complete overhauling work of Final Settlement Tank No. 2 was carried out in the month of April 1973 to June 1973.
 - 4) Complete overhauling of 3 Nos. of 5 H. P. electric motors of return sludge pumps was carried out in June 1973.
 - 5) Complete overhauling of 20 H. P. Electric motor of Aeration Row No. 2 was carried out in July 1973.
 - 6) Complete overhauling work of screw pump of Primary Digestion Tank No. 1 was carried out in August 1973 and September 1973. New M. S. Screw impeller was got manufactured in Municipal Workshop and the same was replaced by new one to Digestion Tank No. 1 screw pump in August and September 1973.
 - 7) M. S. cone No. 4 of Aeration Row No. 1 was replaced by new one in September 1973.
 - 8) Complete overhauling work of Primary Settlement Tank No.1 was carried out from September 1973 to December 1973.
 - 9) 15" diameter C. I. rising main burst in October 1973 and January 1974. The same was replaced by a new one by Sub-Engineer Wadale's staff. Steps were being taken to keep in stock sufficient quantity of cement quoted steel hume pipes for laying complete 15" dia. rising main from Afghan Church pumping station to Colaba Purification Plant.
 - 10) Complete overhauling of flow recorder unit was carried out in October 1973 and November 1973.
 - 11) Complete overhauling work of grit elevator unit and centrifugal pump on trolley was carried out in November 1973.
 - 12) Separate drive for cone No. 3 and 4 Aeration Row No. 1 was carried out in November 1973.
 - 13) Complete set of M. S. siphon pipe assembly of vortex separator unit was replaced by a new one in January 1974.
 - 14) Painting of Iron and steel material was undertaken at least twice in a year as there was a lot of corrosion due to vicinity of sea as well as presence of H₂S in the surroundings.
 - 15) The statement showing yearly and monthly figures of sewage sludge and energy is given in Appendix No. 7.
 - 16) Complete overhauling work of screw pump of secondary digestion tank was carried out in January 1974.

(ii) LOVE GROVE PUMPING AND PURIFICATION WORKS

Pumping Stations

Pumping Station No. 1 :—

The vertical sulzer pumps as well as Vickers' gill pumps were operated during the year. The two vertical sulzer pumps were in operation for 4539 hours and 30 minutes and two Vickers' gill pumps for 4045 hours and 45 minutes during the year. The Pumping Station No. 1 pumped out 44748.83 M. litres of sewage water directly to sea through the newly constructed 6'-0" dia. delivery line. 2377.2 M3 of silt was removed from the sewage.

Pumping Station No. 2 :—

Four pumps of pumping station No. 2 were operated during the administrative year. They worked for a total of 16921 hours and 15 minutes during the year and discharged 127693.84 M. Litres of sewage water during the year. Prior to pumping, 135.84 M3 of screenings were removed from the sewerage.

Sufficiently low levels of sewage were maintained during the night time in the fair season to facilitate the work of cleaning the main sewers.

PURIFICATION WORKS

Detritus Plant :—

Both the units of Detritus plant were operated during the year and 47.54 M³ of screening and 407.52 M³ of silt were removed.

Treatment Plant :—

The Primary settlement Tank No. 1 and No. 2 were operated during the year.

1) Total sewage treated	... 6405.31 M. Litres.
2) Raw sludge pumped into Digestion Tanks	... 29464.44 × 10 ³ litres.
3) Digested Sludge removed	... 2098.349 × 10 ³ litres.
4) Gas generation	... 32,773.95 M ³
5) Dried Sludge manure sold	... Nil.

Flood Gates :—

The flood gates at L. G. P. Station, Cleaveland Bunder and Dharavi were operated during the year.

The following new and repairs works were in progress at L. G. P. Station.

- 1) Replacement of 8' × 6' dia. tepper pipe line from the old steam pump house to the compound wall and 6' dia. pipe across Dr. Annie Besant Road (about 175' in length) by 8' × 8' R. C. duct and guniting plastering and painting with epoxy paint the two 6' dia. main delivery lines each of about 850 M length) from Dr. Annie Besant Road to the Sea outfall.
- 2) Installation of a 10 tonnes/24 hours capacity Refuse incinerator.
- 3) Improvement of Road from the Pumping Station No. 1 to the Detritus Plant
- 4) Repairs to the wooden flaps of Central flood gate at L. G. P. Station.
- 5) Repairs to the M. S. structure of dredger arm for Dredger No. 2.
- 6) Repairs to the 5'-4" × 8'-00" ovoid main sewer near diversion chamber of the pumping Station No. 2.

II.—(D) (III) Dadar Purification Works

General :—Sewage Purification Works at D. P. W. functioned satisfactorily throughout the year. Total quantity of sewage received for treatment at the plant during the year was 22513.26 M. Litr. with an average of 61.60 M. Litr. per day as against 21546.75 M. L. with average of 59.03 M. Litr. per day during the year 1972-73. Out of 61.60 sewage flow received per day for treatment 17.6 M. Litr. approx. per day received secondary treatment and the remaining 44.00 M. Litr. per day sewage received only primary treatment.

Sewage Pumping Station :—During the current year the sewage pumping station at Dadar located with in the premises of the plant pumped 10790.53 M. Litr. sewage against 11517.00 M. L. during 1972-73. The appendix No. 8 gives further salient features regarding operation performance of primary settlement.

Enclosed forced draft Filter No. 1 : 2.5 M. G. D. (11.35 M. Litres) capacity :—The filter worked fairly well through out the year and turned out effluent having 50.9 p. pm. B. O. D.

Filter No. 2 and 3.—2.00 M. G. D. (9.08 M. Litr.) capacity. The filters were not worked during this year.

Sludge digestion tank No. 1 :—The digestion tank worked satisfactorily through out the year working at digestion period of 20 days. Resulting digested sludge was put to S. W. D. instead of drying on bed. During the year 29,20,000 Cft. (825360 M³) gas was generated as a by product.

Sludge digestion tank No. 2.—This tank worked satisfactorily during the year and 32850000 cft. (929655 m³) gas was generated as a by product.

Appendix No. 9 gives statement of gas generated and utilization of gas during the year. The revenue from the gas including meter rent amounted to Rs. 2,34,980 as against 2,87,943 realised during the year 1972-73.

During this year the digested sludge was not taken on the beds for drying as the contractors for purchase of dried sludge manure were not available. Hence only 151 cement bags of scum manure were sold to private parties and revenue realised was Rs. 37.25.

Activated sludge plant :—(4 M. G. D.) 18.16 M. L. D. capacity.

The activated sludge plant comprising 24 aeration cones and 3 R. A. S. Pumps worked satisfactorily throughout the year and turned out effluent having B. O. D. 6 p. pm. and suspended solids 10.00 ppm.

Appendix No. 10.—Gives the complete data of treatment of sewage, addition and removal of sludge, total electrical consumption and expenditure.

New Works.—The work of expansion of the plant to give treatment to additional 5 M. G. D. sewage was in progress during the year.

The new work comprises the following additional units.

- (A) Primary settlement tank Circular continuous flow type—1 No. 5 M. G. D. capacity
30.48 x 3.04 metre.
- (B) Screening Units Mechanically Raked, Medium spaced—1 No.
- (C) Detritus Unit Dorr type 4' x 4' x 4' depth 12.192 x 12.192 x 1.21 metre capable
of treating 22.5 M. G. D. peak flow to isolate 2.3 specific gravity
and 100 mesh grit. 1 No.

(D) Renovation of vertical sludge pump house and installing 3 Nos. of reciprocating sludge pumps of 150 gpm. capacity. The work was on the verge of completion and the units will be commissioned after taking trial.

Laboratory

The sewage, settled sewage and effluent samples and sludge samples of old and extension units were regularly examined. The sewage samples of Dharavi, Versova, Ghatkopar, Khar and Colaba were tested at the laboratory for the knowledge of treatment efficiency.

Industrial waste samples and well water samples which are to be used for concreting were also tested.

The survey of sewage received at various pumping stations, which are connected to Dharavi Purification Works was carried out by collecting samples at high and low tide.

Infiltration at Dharavi Purification Works was also studied extensively for the period of two months by collecting the samples and analysed at high and low tide.

Use of chlorination, the effect on bacterial count and the use of floccon were studied at laboratory.

The analytical data and its average (yearly) is given in Appendix No. 11.

II.—D (IV) Dharavi Purification Plant

The performance of the plant was satisfactory throughout the year. The sludge was as supplied continuously in fair season.

Screening Units.—All screens except mechanically comb-operated screen have worked satisfactorily.

Sewage Pumping Station.—Working of this station was satisfactory. Total sewage pumped was 40,603 million liters. Appendix No. 8 shows the operational performance of the Pumping Station.

Detritus Unit.—One detritus unit has worked satisfactorily. The other detritus tank has been put out of commission for major repairs.

Primary Settlement Tanks.—All three P. S. T.'s gave good service.

R. C. Pump & Filters.—Filters and R. C. Pumps worked satisfactorily.

Final Settlement Tank.—This unit was put out of commission for major repairs.

Sludge Pumps.—Centrifugal sludge pumps gave satisfactory service. The performance of Reciprocating sludge pumps was not up to the mark. The manufacturers were trying to develop satisfactory performance of the pump.

Digestion tank and Gas-Holder.—This unit worked satisfactorily.

Sludge Drying Beds: During this year, digested sludge was not taken on beds for drying purpose, as no contractor was available for purchasing sludgemaure.

The analytical data of the plant during 1973-74 is given in Appendix No. 12.

(V) Others Pumping and Compressor Stations

The working of pumping and compressor stations for the year was satisfactory. The pumps and compressors were running smoothly during the year.

New Sewer line connection was given to the Duncan Causeway Pumping Station in the month of December 1973. Hence the quantity of sewage water for the above said pumping station was increased. The pumps at Matunga Pumping Stations were utilised fully, in the last year and hence the quantity of Sewage Water pumped was increased, except due to some break-down of sewage rising mains.

In the last year one K-70 type air compressor of Sim—Maneklal was fitted at Carol Road after repairing the same in the month of November 1973. Hence the quantity of air compressed from Carrol Road Air compressor Station was increased during the last year.

The ejectors situated at various places had become old and hence repairing work of the same was increased.

The day-to-day work of maintenance of the pumping stations and the repairing work of the pumps and compressor and ejectors is increasing. The pumps require some spare capacity.

All the other pumping stations were working satisfactorily.

Statement showing the working of Pumping and compressor stations is given in Appendix No. 13.

III.—MAINTENANCE OF MUNICIPAL BUILDINGS AND ROADS

III.—(A) Municipal Buildings

The total number of Municipal buildings in the City during the year ending 31st March 1974 was 3453 as detailed below :—

- (a) Housing— (i) Structures 2419 Nos. (Tenements 38607 Nos.)
(b) Other buildings

The work of maintenance is classified under the major heads (1) Normal Repairs (2) Special Repairs and (3) New Works. Normal Repairs include works of monsoon repairs. Special repairs cover the works which are likely to increase the life of buildings or structures whereas the works of additions and alterations to the buildings as also those of providing additional amenities fall under category of new works.

The repairs and maintenance works at the Municipal properties were carried out either departmentally or through annual petty work contractors.

The total expenditure incurred on the maintenance of Municipal properties was Rs. 2,00,12,053 out of which an amount of Rs. 1,12,42,983 was spent on normal maintenance an amount of Rs. 87,69,070 was spent on new works and special repairs work. Works costing Rs. 86,21,069 were carried out Departmentally. Total number of works costing Rs. 1,13,90,984 executed through the petty works contractor was 1501. The budget-wise break up of the total expenditure incurred on the maintenance of the Municipal properties is as under :—

	Expenditure on normal Maintenance.	Expenditure on new works & Special repairs.	Total
	Rs.	Rs.	Rs.
Budget A	66,78,651	39,68,656	1,06,47,307
Budget B	42,77,273	41,37,420	84,14,693
Budget E	2,87,059	6,62,994	9,50,053
Total	1,12,42,983	87,69,070	2,00,12,053

III.—B—Roads and Footpaths

The total length of the roads in the City at the close of the year was 484.09 k. m. as detailed below :—

Sr. No.	Type of roads	K. M.
1	Cement concrete	78.66
2	Black Topped	398.51
3	Sett Paved	6.92
4	Water bound macadam.	—
5	Un-metalled	—
6	Other	—
	Total	484.09

An amount of Rs 69,56,306 was spent on repairs to potholes and carriage-way during the year and 3,82,572 sq. metres of different types of road surfaces were improved departmentally at a total cost of Rs. 27,51,408 during the year as detailed below :

Mode of improvements.	Area in sq. mt.	Expenditure
		Rs.
(a) Sheet asphalt	858	85,313
(b) Chip of grit on Asphalt Roads & bituminous roads	1,93,149	9,65,614
(c) Semi-grouting.	49,390	10,82,61
(d) Asphalt concrete.	6,604	86,934
(e) Surface dressing.	1,32,571	5,31,386
Total	3,82,571	27,51,408

180 Works costing Rs. 19,31,664 were executed through the Annual Petty Works Contractors.

As usual, an amount of Rs. 2,72,420 was paid to the Bombay Port Trust for cleaning and repairing the Port Trust Wharves and Roads.

III.—C—Miscellaneous Works in connection with roads and footpaths

(a) *Street Name Boards.*—The existing street name boards were repaired and maintained at a total cost of Rs. 9,795 and new boards were installed at a total cost of Rs. 30,290.

(b) *Maintenance of Public Monuments.*—All the statues were periodically cleaned and maintained at a total cost of Rs. 2,796.

(c) *Widening of roads consequent upon the acquisition of set-backs.*—The cost of adding to roads the set back land acquired in different parts of the City inclusive of the cost of incidental works such as shifting of lamp posts, electric cables, etc. amounted to Rs. 6,13, 16 for 3,864 sq. metres added. The total amount of claims for compensation for set back land settled during the year was Rs. 19,04,296.

(d) *Benches.*—267 Benches on roads and footpaths were maintained.

(e) *Guard Railing.*—9,410 M. of guard railings were maintained during the year.

III.—D—Road Rollers

During the year there were 22 road rollers out of which 2 were petrol driven, 17 were diesel driven and 3 steam driven.

III.—E—Permits

(a) *Opening of roads and footpaths.*—During the year 2,898 permits were issued for excavation in roads and footpaths. The cost of reinstatement of disturbed surface was charged to the respective permit holders and the trenches were repaired at a total cost of Rs. 15,91,398. The total amount of road opening fees recovered was Rs. 10,490.

(b) *Occupation of Roads and footpaths.*—Action under section 322(b) of the B. M. C. Act was taken to prevent the unauthorised occupation of roads and footpaths by dumping building materials. 243 notices were issued for contravening the provisions of the Act. Fees were also recovered for the use of roads for stacking materials and putting up scaffoldings. The total amount collected under this head was Rs. 51,099 from permit holders. In addition 1,079 permits were also issued for occupation of roads for erecting mandaps, placing chairs and benches etc. and the total amount realised therefrom was Rs. 17,352.

69 permissions for new bus shelters on roads and footpaths were granted.

III.—F—Asphalt Plant and Crushers

ASPHALT PLANT

The work of Asphaltting footpaths and Roads, was continued during the year and footpaths and Roads covering an area of 192530 sq. Mtrs. were asphalted at a cost of Rs. 16,23,718.58. The details are shown in Appendix No. 14.

(a) The Municipal hot mix Asphalt Plant at Worli was in operation throughout the year except during monsoon from July 1973 to September 1973. The Pegson Plant mixer worked for taking out Asphalt chip mixture and cold mixed materials required to fill in the potholes in the city and suburbs. The labourers for running the Asphalt Plant were engaged departmentally.

(b) An area of 170467 sq. mtrs. (exclusive of potholes and trenches measuring an area of 2113 plus 19950-22063 sq. mtrs) of Road and footpath was repaired during the year as against 212460 sq. mtrs. repaired during the previous year.

(c) Different roads admeasuring 548 sq. mtrs. were repaired with 3" sheet Asphalt.

(d) Capital roads admeasuring 62916 sq. metres were repaired by grit coats or chip coats. The seal coating and other miscellaneous work admeasuring about 3969 sq. metres were carried out by different mode of constructions.

(e) Footpaths covering an area of 4832 sq. metres were asphalted with seal coat. Various Roads admeasuring 46359 sq. M. were repaired with binder & Macadam.

The hot mix plant worked for 294 days and remained closed for 71 days on account of rainy season and Sundays, holidays and break downs of Plant.

The rates adopted for booking the expenditure for different modes of constructions, were the same as per previous year. The total expenditure for repairing the road surface the cost of which was chargeable to repair grant amounted to Rs. 16,23,718.58.

An area of 51833 sq. Metres was repaired by providing surface coat chip coat, grit coat, etc. on grouted Roads.

Tests were carried out in the asphalt Plant laboratory on different asphalt mixtures. The total turn out by the main and pegson plants were 10403700 Kgs. and 3464520 Kgs. approximately. Appendix No. 15 shows the details of Asphalt Plant production.

Crushers at Worli

There are four crushers and one granulator at Worli out of which on an average two crushers were working during the year 1973-74.

The work of crushing the rubble stones at both the crushers was done departmentally. The total out put of both the crushers during the year was 4537 brass metal as against 3534 brass during the last year.

The value of stock at hand at the end of the year was Rs. 64770.58 at Worli Crushers, Appendix No. 16 shows the rubble crushed and metal production during the year 1973-74.

III.—G—Public Street lighting

The total no. of electric street lamps at the end of 31st March was as follows :—

1972-73	1973-74	Increase.
20699	21347	648

The details of the different types of street lamps of wattages varying from 60 T. F. to 1000 watts T. F. and 80 watts (H. P. M. V.) to 400 watts (H. P. M. V.) are as follows.

Description	T. F. & M. V. lamps	T. D. Bollards	Total
Municipal ...	6168	363	6531
All-in-hire ...	14816	Nil.	14816
Total ...			21347

Besides 21347 street lighting lamps there were 14 policemen spot lights, 32 lamps along the foot over bridges at Chowpatty Marine lines, Charni Coad, Byculla, Dadar and Churchgate stations.

The following statement shows the electric energy consumed and expenditure incurred during the year under report for maintenance of street lighting.

Description	Type of lighting	Kilowatt KW	Kilowatt Hours KWH
Municipal ...	Electric	1329.87	467687
All-in-hire ...	Electric	3663.55	1298204
		4993.42	1765891

Additional expenditure was incurred by this department on street lighting as under :—

	Rs.
1. Erection of new lamps	50,205
2. Repairs and maintenance	19,023
3. Improvement of street lighting	70,851

Additional expenditure of Rs. 3,12,914.61 given as rebate to B. P. T. authorities was incurred as usual on account of street lighting arrangement of 563 lamps maintained by the Bombay Port Trust authorities in their Docks, bunders and cotton depots etc. by adjustment with the amount due from them in respect of General Tax property tax etc. by Ward Office, A Ward.

The following statues were flood lit or illuminated throughout the year under report.

1. Late Sir Phirozshah Mehta at Bori Bunder.
2. Late Shri Vithalbhai Patel at Chowpatty.
3. Late Shri Lokmanya Tilak at Chowpatty.
4. Dr. Babasaheb Ambedkar at Mayo Road.
5. Late Swami Vivekanand at Gateway of India.
6. Late Senapati Bapat at Shivaji Park.
7. Late Hutatma Smarak at Flora Fountain.

The work of street lighting and flood lighting or illumination of statues in the city was carried out through the Bombay Electric Supply and Transport Undertaking.

The street lights on 373 roads were improved by converting 200 watts lamps to 80 watts M. V. lamps during the year under report.

The street lighting on 146 roads were improved by converting the lower wattage M. V. lamps to higher wattage M. V. lamps.

The street lighting on 15 roads were improved by converting 200 watts T. F. lamps to 4/40 watts or 3/80 watts fluorescent lamps during the year under report.

The street lights at 37 junctions were improved by providing additional lamps and removing the existing suspension lamps during the year under report.

Street lights were provided on 24 new roads during the year under report.

Street lights were provided in 6 Municipal hutment colonies during the year under report.

Street lights were provided on 3 private streets under 63(k) of the B. M. C. Act during the year under report.

37 Nos. of lights were provided in August Kranti Maidan during the year under report.

The temporary lighting arrangement was provided during Ganapati Festival at Shivaji Park, Prabhadevi Girgaum and Colaba Chowpatty during the year under report.

Removal of Vehicles

107 vehicles which were found under repairs or abandoned on the roads there by causing obstructions to the traffic were removed to the Municipal Custody under the provision of Section 314 of the B. M. C. Act. 996 vehicles were retrieved, by the concerned parties on payment of usual charges. 54 vehicles which were removed to the Municipal custody during the period from 1st January 1973 to 31st December 1973 but not retrieved by the parties concerned on payment of usual charge within reasonable period were disposed of by sale under the provision of section 490 of B. M. C. Act. The total amount accrued by sale was Rs. 90,407.85. The remaining 37 vehicles were under disposal.

III.—(H) Traffic

The work of constructing traffic islands, central dividers and R. C. C. Railings were carried out on various roads.

Automatic traffic signals were installed on 6 locations shown in *Appendix No. 17*.

The names of roads on which regular line were prescribed are shown in *Appendix No. 18*.

Road markings were painted on all important roads in the city.

III—(I) Improvement of Private Streets

1. The private street Section (City) was in charge of the Deputy City Engineer, Zone I during the period under report.

2. This Section had taken actions under Section 305 of the Bombay Municipal Corporation Act to improve the Private Streets.

3. The details of action for the improvement of the private streets in City in which works have been completed are given in *Appendix No. 19*.

4. During the period under report, the work of 3 private streets was in progress and their details have been shown in *Appendix No. 20*.

5. In 2 cases the action under Section 305 of the Act for improving the private streets, was taken and their details are given in *Appendix No. 21*.

6. Six appeals in cases of Municipal references continued to be pending before the supreme Court.

7. No new references under Section 503 of the B. M. C. Act were filed before the Chief Judge of the Small Causes Court, during the year under report.

8. No occasion arose to declare the expenses incurred by the Corporation, as improvement expenses, under Section 494 of the Act.

9. No private street has been declared as 'Public' under Section 306 of the Act, during the period under report.

10. Government passages were not taken over for the improvement and maintenance during the period.

IV—Maintenance of Drains and Sewers

The work consists of (i) Cleansing and Maintenance of all under-ground sewers and storm water drains and open channels (ii) Making street connections from the drainage system of properties to sewers and storm water drains.

The work of systematic cleansing of common house drains and pipes sewers in private properties was done as detailed in the table given below :—

	Length cleaned in metres.	Silt Removed in Tonnes.
1. House Drains	15,96,678	14,133
2. Pipe Sewers.	3,63,691	14,584

Repairs to manholes and gratings of water entrances :

The statement below shows the details of the work done :—

	Total No.	Total cost. Rs.
(1) Repairs to manholes	61	14,930
(2) Replacement of gratings.	417	17,975
(3) Removal of vent shafts.	52	22,755

Work costing Rs. 9,87,029 were executed through the Annual Petty works contractors.

Street connections.—During the year 53 street connections of the buildings were made to sewers.

Requisition in respect of house drains.—4515 Requisitions under various Sections of the Act were issued against house owners for rectifying drainage defects.

Biological installation at Banganga.—An amount of Rs. 13,000 was spent on maintenance work carried out at the Biological installation at Banganga. No sewage could be treated at the installation during the year, as it was out of order.

V.—Private Buildings construction (City)

Building Proposals.—257 proposals under section 337 and 559 proposals under section 342 of Bombay Municipal Corporation Act for erection of new buildings and for additions and alterations to the existing buildings respectively were received during the year. The particulars are as under :—

Proposals received		Total No. of proposals.	No. of proposals Passed		Total No.
Section 337	Section 342		Section 337	Section 342	
257	559	816	29	31	60
			Under Section 337	under Section 342	
(1) Completion certificate received during the year			...	117 Nos.	215
(2) Permits for building or building houses issued			...	29 Nos.	31
(3) Total No. of buildings dealt with			...	94 Nos.	175
(4) Total No. of buildings applications.			...	257 Nos.	559

New Buildings.—The position of residential tenements constructed by different agencies (other than Municipal) was as under :—

Agencies	No. of proposals
(a) Private enterprises	... 56 (863 Tenements)
(b) Co-operatives Societies	... 22 (281 Tenements)
(c) Employers for their employees	... 6 (215 Tenements)

The details of the tenements constructed by Private parties are given in Appendix No. 22.

The number of proposals for non-residential buildings received during the year under report was 615. Total number of proposals disposed of during the year was 340. The no. of Non-residential buildings constructed during the year 179.

Details of the layout, Amalgamation and Sub-Division in the City are given in the table below :—

Wards	Proposals for					
	Layouts		Amalgamation.		Sub-division under section 337	
	Received	Sanctioned	Received	Sanctioned	Received	Sanctioned.
B	2	2
D	3	3	1	1	1	1
E	1	1	1	1
G/S	1	1	2	2
G/N	2	2	2	2	3	3

The following statement shows the number of proposals received for the commencement certificates in respect of T. P. Scheme are as during the year 1973-74.

Serial No.	Wards.	Total No. of proposals received	No. of proposals approved.
1	B	17	10
2	G/3	1	1
3	G/N	75	31

Building Collapses.—139 buildings or portions thereof collapsed during the year. 92 persons were injured and 9 were killed as a result of these collapses. The estimated damage to property was Rs. 5,73,650.

Actions under relevant sections of the Municipal Act:—5,780 Notices were issued during the year under different sections of the Municipal Act 2,313 Notices were complied with during the year and 3,467 were still pending compliance with at the close of the year.

Removal of unsafe building.—150 unsafe buildings or portions were removed departmentally under section 489 of the Act at a cost of Rs. 3,37,205.

Authorities granted under section 499 of the Act.—47 Authorities were granted under section 499 of the Act to carry out repairs to buildings. The No. of tenants who took advantage of the same was 851.

Unauthorized structures.—During the year 1,459 unauthorised structures were detected in the city. In addition 1,363 cases of previous year were pending disposal. Unauthorised works in 295 cases were removed by parties themselves while in 1,450 cases the unauthorised works were removed departmentally under Section 352-A of the Act and in 174 cases actions were dropped, and in 762 cases were under action at the end of the year.

Complaints from the public.—In addition to 1357 complaints of the previous year pending disposal 43,993 complaints were received from the public during the year. Out of these 46,872 complaints were looked into and disposed of and action on 8,833 complaints was in progress at the close of the year.

VI—FACTORY SECTION

The following table shows the position of the factory section in city.

Serial No.	Particulars.	Nos.
a	No. of application received	870
b	No. of applications of previous year pending disposal	86
c	Total No. of applications (a + b)	956
d	No. of applications disposed of	855
e	No. of applications undisposed of (c-d)	101
f	No. of new permits issued	849
g	No. of old permits renewed	1,810
h	No. of prosecutions launched	643
i	No. of prosecutions decided in favour of the Corporation	396
j	No. of prosecutions pending	196
k	Amount of fine recovered	Rs. 13,050
l	Total revenue collected	Rs. 4,05,315
m	No. of complaints received	583

VII—MECHANICAL BRANCH

Municipal Workshops

During the year under review, the Municipal Workshops received 3632 fresh jobs. Total number of jobs completed including some pending jobs of previous year were 2028. The total expenditure on the departmental works amounted to Rs. 18,85,910. The upkeep and overhead charges amounted to Rs. 2,53,805 which works out to 13.45 per cent of the expenditure incurred on labour and stores. The labour strength during the year was about 448. There were 293 working days during the year.

Machine Shop.—In this section jobs of repairs of the pumps of Purification works and pumping stations were carried out. Specially jobs of large size pumps of L. G. P. station were carried out and some of such jobs were also at present in hand. In addition, the manufacturing of impellers C. I. bushes, shafts of pumps were undertaken. Complete overhauling of the pumps, repairs to steel furniture of hospitals, Lawn Mowers of garden department were undertaken. Shafts, spindles, bushes, studs, brass bushes were also manufactured.

Boiler Shop.—In this section, major jobs carried out were of fabricating the refuse bins and hand-carts for conservancy department. Also the repairs of wheel burrows and hand carts were carried out. Repairs to the gas holder at Dular Purification works was undertaken. Repairs to Tar boilers of road departments and Asphalt were attended. Fabrication of main gates of L. G. P. station were undertaken.

Carpentry Shop.—The usual work undertaken is that of repairs of furniture of different departments, rearing of chairs, etc. Besides, different types of Notice Boards, Racks, Benches were manufactured. Hand carts, wooden keys to Municipal railways were the regular products.

Repairs to the carts, manufacture of the curtains for road rollers, bull dozers, and tractors were undertaken. Repairs and fabrication of wooden trollies for Municipal Power Laundry was also undertaken.

Foundry Shop.—The usual products are the manhole covers and frames. Besides, special types of both ferrous and non-ferrous castings were manufactured. Bearings, flanges, couplings, housings and brackets of special types required for pumping and Laundry were manufactured and supplied.

A detailed report is given separately.

PAINT SHOP

In the paint shop, besides the day-to-day work of painting of name boards of various municipal departments, the work of painting of vehicles, furniture, hand carts, wheel barrows were carried out.

Following are the noteworthy features.

- (1) Installation of one wood working Lathe in Foundry shop.
- (2) The M. S. scrap was disposed of.
- (3) Extension of the Foundry Section was undertaken.
- (4) General cleaning of all shops in workshops.
- (5) Fabrication of tilting type refuse bins for Conservancy branch, was undertaken.

The relations between management and labours were cordial. The management handled the labour problems skillfully and efficiently.

MUNICIPAL FOUNDRY

In the year 1973-74 in all 233 jobs were received from the various shops of the Municipal Workshops for supplying different kinds of castings. Besides this, 10 work orders were received from C. S. for supplying 1000 Nos. of C. I. manhole frames and covers and 25 work orders were received from other departments of the Corporation for supplying 350 Nos. of manhole frames and covers.

Out of the 233 jobs received during the year, the Municipal Foundry has completed 198 jobs as also other 41 outstanding jobs pertaining to the year 1972-73. C. S. and other departments were supplied with 1250 Nos. of C. I. manhole frames and covers against a guaranteed quota of supply of 600 Nos. per annum. Thus the services of the Municipal Foundry were utilised to more than an optimum level.

The details of total out put during the year 1973-74 alongwith the revised rates for the period are given in Appendix No. 23.

Many intricate castings (Special type) both ferrous and non-ferrous viz. pump casing, closed type impellers housing suction pipe, reflect valve body, etc. were manufactured with the skill of the Foundry staff.

The quality and soundness of product was upto the mark.

Out rates were also the very competitive as compared to the prevailing market rates.

DESIGN SECTION

Mechanical Design Section in the city carries out the work of preparing estimates for all types of works pertaining to the mechanical branch. This section also prepares drawings, blue prints and specifications of machinery, furniture and mechanical equipments for various other departments of the Corporation. The section invites tenders and sealed quotations for all types of mechanical and furniture jobs. It also executes all out door mechanical jobs, such as repairing collapsible gates rolling shutters, storage tanks, pumps, gymnasium and garden play apparatus, repairing and painting of wooden and steel furniture, repairing stair case sterilizers, water stoffs, flag poles, stand pipes, segress, trolleys wheel chairs, hand carts, central fencing animal cages, iron trays, cash boxes, safes, drill towers, mutton and beef stalls, steam boilers, steel cupboards, diving boards, tool boxes, etc. It also helps the other mechanical and electrical sister departments in carrying out their work.

The following important items were carried out during the year 1973-74.

(A) Drawing, estimates and specifications were prepared for the following important works.

- (1) Various cast counters provided in the Wards for Accounts Section of Water & Sewerage Department.
- (2) M. S. Screen for the bridge at Charni Road (Saify Maternity home site).
- (3) Swivelling type refuse hand carts for H. S. Department.
- (4) Tilting type Dust-bins for H. S. Department.
- (5) Bottomless Refuse Dust-bins for H. S. Department.
- (6) Special Type Refuse Handcart for Market Department.
- (7) Special type silt Hand Cart for H. S. Department.
- (8) Various types of M. S. play apparatus for garden Deptt.
- (9) Various type wooden counter for K. E. M. Hospital.
- (10) Blotted Angle Racks, steel cupboard and filing cabinets for E. O. 's Department.
- (11) Supply and installation of furnace oil Tank of 25000 litres capacity at Municipal Power Laundry Bhoiwada.
- (12) Polishing wooden furniture and spray painting steel furniture.
- (13) Dual Desk and Chair for E. O.

(B) Following important works were carried out during the year 1973-74.

- (1) Annual survey of the Boiler—3 Nos.
- (2) M. S. fencing at Lala Lajpatrai Marg, Hajiali.
- (3) Repair work of Sludgelifting pipes and M. S. scrapper P.S.T. Tank at Colaba Purification Plant
- (4) M. S. fencing at Marine Drive.
- (5) Various cash counters provided in the Wards for Account Section of Water & Sewerage Department.
- (6) Bottomless Dust-bins for H. S. Department.
- (7) Various types of Play apparatus for Garden Department.
- (8) Various types of wooden counter for K. E. M. and other Hospital and Maternity Homes.
- (9) Spray painting steel furniture of T. B. Hospital Group.
- (10) Polishing of wooden furniture at various Municipal Offices.

(C) Following general works were carried out during the year 1973-74.

- (1) Repaired 231 Nos. of storage tanks.
- (2) Repaired 132 Nos. of rolling shutters.
- (3) Repaired 210 Nos. of collapsible gates.
- (4) Repaired 55 Nos. of Main gate.
- (5) Repaired 371 Nos. Iron Windows.

In total 999 outdoor jobs were carried out costing about Rs. 8,79,952.

(D) This year 28 tenders and 90 sealed quotations were invited and 80 Nos. estimates amounting to Rs. 25,74,851 were prepared.

89 Nos. of new drawings and 89 Nos. of New Tracing and 32 Nos. of retracing, 30 Nos. of sketches were drawn. 1450 Nos. of blue prints were taken.

MUNICIPAL POWER LAUNDRY

Municipal Power Laundry rendered washing services to 43 medical institutions of the Corporation during the year 1973-74.

During the administrative year the laundry washed 56,21,614 linen of 43 medical institutions. The rate of washing was fixed at Rs. 25-00 per 100 pieces of linen.

During the administrative year the work of extension of laundry bay was almost completed.

VIII—ELECTRICAL BRANCH

The Activities of the different sections of the Electrical Branch during the year under report were as under :—

1. *Planning and Design Section* :—This section deals with the preparation of estimates, invitation and recommendation of tenders, execution of contracts for major electrical works in the newly constructed and old Municipal Buildings, under the Loan Works Programme in the City and Suburbs.

During the year some of the tenders were invited jointly with the Civil tenders for synchronisation of electrical and civil works.

In all 25 estimates amounting to Rs. 24,30,160. were prepared and 12 contracts amounting to Rs. 15,15,391 were awarded as detailed in Appendix No. 24.

2. *Building Construction Section* :—This section supervises the execution of major works in the City and Suburbs for which contracts are awarded by the Planning and Design Section.

There were in all 7 contract works amounting to Rs. 1,88,765 completed and 10 works amounting to Rs. 5,23,412. in progress during the year as given in the Appendix No. 25.

3. *Plant and Machinery Section* :—This section carries out repairs and maintenance of Electrical Machinery and Electrical Works in the existing Municipal properties in the City.

There were 958 Work Orders received from the various departments for execution of electrical works, out of which 772 jobs amounting to Rs. 2,35,234 were carried out departmentally. 273 works were entrusted to Contractors, out of which 166 works amounting to Rs. 2,24,235 were completed and 7 works amounting to Rs. 31,472 were in progress. 55 Estimates amounting to Rs. 4,92,186 were prepared during the year as shown in the Appendix No. 26.

4. *Ward Maintenance Section* :—This section carries out electrical works in the existing Municipal Properties in the City other than those looked after by the Plant and Machinery Section.

There were 178 estimates amounting to Rs. 28,18,817 prepared and works of electrification, providing Pumping sets, Starters, providing Electric Fans and fittings and providing Sound Systems etc. amounting to Rs. 11,30,021 were executed by awarding contracts, as detailed in the Appendix No. 27.

5. *Refrigeration Section* :—This section is entrusted with the preparation of estimates, invitation and recommendation of quotation and tenders, execution of Contracts and Supervision of Contracts in respect of works for purchase and installation of Air conditioning in Refrigeration machinery under the Loan Works programme as well as under the Revenue Budget for City and Suburbs. Moreover, the works pertaining to repairs, maintenance and Servicing of existing air conditioning and refrigeration machinery in the City Suburbs and Extended Suburbs is also looked after by this section.

The types of equipments looked after by this section are (i) Central Air conditioning Plants, (ii) Packaged Air Conditioning Plants (iii) Window Model A. C. Units (iv) Cold Storage Plants (v) Mortuary Plants (vi) Walk-in-coolers (vii) Deep Freezers (viii) X-ray developing tanks (ix) Water Coolers (x) Refrigerators. The operations are mainly in the Hospitals, Maternity Halls, Dispensaries, Auditoriums, Administrative Offices, Markets, Schools, etc.

There were 13 estimates amounting to Rs. 19,72,937 prepared and 53 contracts amounting to Rs. 9,63,073 awarded. There were in all 54 contract works amounting to Rs. 13,77,134 completed and 4 works amounting to Rs. 85,578 in progress during the year, as shown in the Appendix No. 28.

Planning and construction for Mechanical and Electrical works for Drainage Installation (Pumping and Purification Works) and Swimming Pools in City in the charge of E. E. Mech. (N & P).

Serial No.	Name of the work	Cost of Mechanical Electrical work in Rs.	Remarks.
1	Construction of Sewage Pumping Station and allied Mechanical and Electrical Works at Dockyard Road.	6,10,600	Mechanical and Electrical equipments costing Rs. 2,25,180 were received and stored at D. P. W.
2	Supply & Installation of one standby pump at M. G. M. O. Swimming Pool at Dadar.	46,000	The work of laying piping & installation of pumping set completed. The electrical work was being carried out by E. E. Mech. (E. I.).
3	Construction of Sewage treatment units to treat add. flow of 22.5 MLD at Dadar Sewage Purification Works.		
	(a) Construction of P. T. S. Sludge pump-house etc.	3,01,100	The work was completed.
	(b) Construction of Screens Detritor Unit etc.	2,04,500	The work was completed.
4	Supply and installation of one additional pump of 3 MLD capacity at Jacob Circle Pumping Station.	1,24,970	The work started on 27-7-1971. Supply of Motor, S. V., N. R. V. and starter costing Rs. 37,415 received at site. The contract is terminated as per S. C. R. No. 2859 dated the 12th December 73.
5	Repairs to OLD C. F. S. Tank at Dadar Sewage Purification Works.	...	The original cost was Rs. 35,150. The estimate was being revised as it was found that some more repairs were necessary.
6	Replacement of two old pumps by high capacity pumps at Afgan Church Pumping Station.	...	Specifications and estimates were being prepared.
7	Construction of pumping station and allied mechanical and electrical works at Robert Road Sewage Pumping Station.	4,02,500	Tender scrutiny was under progress.
8	Supply and installation of standby pump at Mungli Sewage Pumping Station.	...	Specifications and estimates were being prepared.

IX.—TRANSPORT BRANCH

The transport Branch is entrusted with the maintenance and operation of vehicles for all the Municipal departments. There were 373 vehicles in the City fleet by the end of the year under report.

These vehicles were used for rendering various Civic Services as shown below :—

No. of Service	No. of Vehicles
1. V. I. P. Cars, Staff Cars & Committee Cars ...	19
2. Health Services :—	
(a) Ambulances Horses ...	35
(b) Mobile Health Unit ...	3
(c) UNICEF Vehicles ...	9
(d) Blood Bank ...	2
(e) Pest Control ...	9
(f) Food Sampling ...	1
(g) Air Pollution ...	1
(h) R. P. T. B. Hospital ...	1
(i) Post Partum Programme ...	3
(j) Mobile Dispensary-Cum-Ambulance ...	4
3. Conservancy Services.	
(a) Refuse removal—	
(i) Trucks ...	37
(ii) Tractors ...	18
(iii) Trailors ...	72
(b) Cesspool Service	
(i) Tractors ...	7
(ii) Trailors ...	11
(c) Dog Vans ...	2
4. Water Works.	
(a) Fire Vans ...	12
(b) H. E.'s Maintenance Truck ...	9
(c) Water Sampling ...	1
(d) Leakage Detection ...	5
5. Meat Van Service.	
(a) Meat Vans ...	49
(b) Raid Vans ...	3
(c) Offals ...	
(i) Vehicles ...	8
(ii) Tractors ...	2
(iii) Trailors ...	4
6. Encroachment Removal ...	12
7. Administrative Service	
(a) Cash Vans ...	8
(b) A & C's Distress Warrants ...	10
(c) Despatch Vans ...	3
(d) Distribution of M. S. Agenda ...	6
8. Miscellaneous Departmental Services	
(a) Ward and Departmental Trucks ...	19
(i) Tractor ...	1
(ii) Trailer ...	2
(b) School Buses ...	7
(c) Biscuit Vans ...	5
(d) P. R. O. Van ...	1
(e) Traffic and Co-ordination Department ...	6
(f) Cattle Vans ...	3
(g) Asphalt Trucks ...	11
(h) Silt and Drainage ...	6
(i) Pumping Station Vehicles	
(i) Trucks ...	1
(ii) Tractors ...	2
(iii) Trailors ...	11
(j) Break down and Garage Duty vehicles ...	14
(k) Laundry	
(i) Trucks ...	1 (one)
(ii) Tractor ...	1 (one)
(iii) Trailer ...	1 (one)
(l) Transportation of interns ...	8
(m) Mobile Courts ...	3
(n) E. O.'s Stores ...	6
(o) Bullock Tark Co., C. C. R. ...	1
(p) C. S. Van ...	2
(q) S. G. ...	1 (one)
(i) Tarker ...	1
(ii) Truck ...	1
(iii) Tractor-Trailor ...	1

Working of Garages.—The overall efficiency of the fleet was maintained between 81 per cent to 83 per cent throughout the year.

X.—Conservancy Branch

1. **Collection of Refuse.**—All the public roads, footpaths and house-gullies were cleaned daily and quantity of refuse and other waste matter removed during the year was approximately 579723 tonnes, average per day being 1598 tonnes.

Transportation of Refuse

The refuse collection during street cleansing operations as well as from the residential premises was regularly removed by engaging necessary mechanical traction.

Total vehicle-shifts employed for removal during the year were 1,18,167 of which 25,754 were municipal vehicle shifts and 92,413 were contractors, vehicle shifts giving approximate percentage of 22 per cent and 78 per cent respectively.

About 33 per cent of the City refuse was transported to Deonar Dumping Ground by Railway Wagons from Mahalaxmi Siding. The details are covered in the report of K. D. Railway Section.

Disposal of Refuse

The final disposal of refuse was carried out by reclaiming low lying land at Deonar and also at Dharavi. Total refuse dumped at Dharavi from city wards was 5,13,237 tons and at Deonar 2,11,582 tons.

Collection, Removal and Disposal of Night Soil and Cesspool

Night Soil collection and disposal service was rendered in F and D Wards to 237 Basket privy seats as against 666 for the previous year. 429 Basket privy seats were either demolished or converted during the year.

During the year under report number of Cesspool Clearance given was 2250 removing approximately, 1,94,773 kilo litres cesspool, contents.

Mechanical Traction comprising of Municipal Cesspool vehicles was used working into two shifts on an average (Approximately) 5 vehicles per shift.

The Night soil and cesspool contents were disposed of at Dharavi Night Soil Depot.

Public and Private Latrines and Urinals

During the year under report 238 Public latrines with 855 seats were maintained. Total number of urinal stalls maintained was 801.

11 new public sanitary conveniences and 13 urinal stalls were constructed during the year under report.

Prevention of Nuisance

During the year 8880 cases were made for urinating defaecating and throwing refuse on public roads under Section 115 of the Bombay Police Act.

Removal and disposal of Dead Animals

Bombay Suburbs Village Industries Association were the contractors for the work of removal of dead animals from the City. Due to the persistent complaints of foul smell etc. the contractors were asked to shift their skinning operation from Deonar to a site away from residential area. Accordingly they acquired land at village Bapne in Thana District about 20 kms. away from Dahisar and established skinning work there from 1st May 1973. Total number of dead animals removed during the year was 65,180.

Conservancy and special Halalkhore Services

These services were rendered to Circuses, exhibitions, Big Concerns, Industrial Establishment etc. on payment of scheduled charges. An amount of Rs. 3,89,259.63 was received for rendering conservancy services and an amount of Rs. 55.64 was received on account of Special Halalkhore Service. Charges for cleansing Government Foreshores recoverable during the year comes to Rs. 1,59,786.00.

Dog Licensing and Destruction work

The work of licensing Pet Dogs as well as capturing and destroying stray dogs was carried out. During the year under reference 7595 Pet dogs were licensed, 52,291 stray dogs were captured and 49,327 dogs were voluntarily destroyed.

Conservancy Staff Quarters

Labour Chawls incharge of Conservancy Branch with 4300 tenements were looked after and maintained.

No new chawls were constructed and allotted during the year under report.

Out of 8600 employees entitled to free housing about 55 per cent staff have been so far provided with accommodation.

Labour Welfare

There are 12 Welfare Centres working for the benefit of Conservancy employees at Municipal Chawls at the following places.

- | | |
|---------------------|---|
| (1) Cochin Street | (7) Tank Pakhady |
| (2) Sakhlaji Street | (8) B. I. T. Chawl No. 12 |
| (3) Annesley Road | (9) Chinch Pokali, New Chawl, Shish Mahal |
| (4) Haystack Road | (10) Prabhadevi Chawls |
| (5) Approach Road | (11) Dadasaheb Phalke Road |
| (6) Jail Road | (12) Kasarwadi Chawls |

Co-operative Credit Societies for Labour

There were in all 14 Co-operative Credit Societies with an aggregate membership of 7164 members for the benefit of the labour employees of this Branch. The Share Capital subscribed was Rs. 49,86,725.00. The working of the Co-operative Credit societies was satisfactory.

Expenditure on Conservancy Services

The total expenditure incurred on Conservancy services for garbage, cesspool and P. S. C. s. etc. was Rs. 4,14,85,530.00 out of which Rs. 3,29,80,900 was for clearance, transportation and disposal refuse of 5,55,363 tons per annum giving a cost of Rs 58.33 per tonne. The expenditure on Halalkhore Services was Rs. 46,15,230.

XI.—DEVELOPMENT BRANCH

During the year under report, one proposal was received from the Government under section 37 of the Maharashtra Regional and Town Planning Act, 1966 giving directives for modifying the development plan.

With a view to modifying the Development Plan in cases of discrepancy, and on representation from the owners and councillors some proposals for modification of reservations under section 37 of as also for deletion of the reservations under section 50 of the Maharashtra Regional and Town Planning Act were approved by the Corporation and forwarded to the Government for according their sanction to the modifications of Development Plan.

Certain proposals for modification of the Development Control Rules have been forwarded to the Government and they were awaiting Government's sanction.

Development Plan roads and reservations were demarcated on site at the instance of private parties architects and Government and Municipal Departments. Acquisition proceedings in connection with certain lands required to be acquired for implementing the development plan proposals were in progress.

The sanctioned development Plan of City Wards are being sold to the members of the public, Architects etc. through the Ward Officers. Development Rules modified upto-date are being sold to the member of Public and Architects through the Public Relations Officer.

During the year under review consequent upon the decision taken to revise the Development Plan of Greater Bombay, the State Government appointed a committee for revision of Development plan for Greater Bombay under the Chairmanship of the Municipal Commissioner with Deputy Municipal Commissioner (Special Engineering) as member secretary. A three meetings of the said committee were held. In the meanwhile, the State Government also constituted the District Planning Board and District Development Consultative Council for Greater Bombay under the Chairmanship of the Minister of Education, Government of Maharashtra. The District Planning Board at its first meeting has suggested formation of study groups for various panels in housing slum clearance/improvement/Transport and communication, Economic Development (Industries, Labour Employment and Posts) Social Service (Education Primary and Secondary, Public Health, Recreation Tourism, Markets and Consumer Stores) and Environment Protection (Ecology, Pollution, Water Supply, Landscape Development Public Parks and Conservation of Nature).

The reports of the various study groups were awaited at the close of the year under review.

Acquisition of land

Possession of 13 properties was obtained through the Land Acquisition proceedings and 2 properties were purchased by negotiations. Awards were made by Special Land Acquisition officer in respect of 14 properties. Proceedings under Land Acquisition Act in respect of 70 properties were in progress. Proceeding to acquire lands by negotiations were in progress in respect of 27 properties. Set back land rates in respect of 10 set back areas were fixed for making payment of compensation of land acquired for widening of various roads and lanes and standard rent in respect of 45 Municipal properties was fixed.

XII.—TOWN PLANNING SCHEME

Within the limits of the City proper, the Schemes are as under :—

1. Town Planning Scheme, Bombay City No. I (Mandvi and Elphinstone Estate).
2. Town Planning Scheme, Bombay City No. II (Mahim Area).
3. Town Planning Scheme Bombay City No. III (Mahim Area).
4. Town Planning Scheme Bombay City No. IV (Mahim Area).

All these are finalised Town Planning Schemes and the works included there in have been to ascertain extent completed. except in respect of Town Planning Scheme Bombay City No. I. The main reason for non completion of works is that the areas are heavily encumbered, which is also the reason for non-completion of works in other schemes, there being no adequate alternative accommodation to offer to the persons likely to be displaced. In view of this the Corporation by their Resolution No. 2651 of 23rd March 1973 declared their intention to vary the Town Planning Scheme Bombay City No. I (Mandvi and Elphinstone Estate) so as to tackle the problem of implementation by making provision in the varied scheme for sites for alternative accommodation.

A similar declaration of intention for variation of Town Planning Scheme Bombay City No. II (Mahim Area) was made by the Corporation vide their Resolution No. 270 dated 29th June 1973.

The scheme at Sr. No. 3 was declared for variation on 11th October 1971 under Section 92 of the M.R. & T. P. Act and the draft variation scheme was under preparation.

Town Planning Scheme Bombay City No. IV (Mahim Area) was declared for variation in the year 1967 and the draft scheme (1st Variation) has been sanctioned by the Government on 27th October 1972 and the Arbitrator for the Scheme appointed by the Government on 17th January 1973, has on 16th January 1974 declared his award of the Scheme (1st Varied). The expenditure on establishment is Rs.42,255 and that on other heads is Rs. 8,390 so far as Town Planning Section is concerned.

Implementation of Mandvi and Mahim Town Planning Schemes

- (a) No. of plots taken over by the Corporation. 13
- (b) No. of plots handed over to the owners. 1
- (c) Details of execution of T. P. Schemes. (Please see table below)

Serial No.	Name of the works	No. of works.	Actual expenditure incurred between 1-4-73 and 31-3-1974.
			Rs.
1	Building Works
2	Road works	...	5,16,590
3	Drainage works
4	Any other works	...	34,30,940
Total Rs.			39,47,530

(d) Total expenditure incurred on T. P. Scheme works Rs. 39,47,530.

(e) Amount of contribution charges collected Rs 10,27,803.

SUBURBS AND EXTENDED SUBURBS

A—PLANNING BRANCH

During the year this branch prepared plans and estimates in connection with different work pertaining to buildings, bridges etc.

A—(a) Planning (Architectural)

Particulars.	General Building works.	Housing in Greater Bombay.
(1) Contract plans.
(2) Cloth Tracing.	10	1
(3) Paper Tracing.	283	38
(4) Blue Print copies.	28,750	465
(5) Block Estimates.	10	3
(6) Total amount of block estimates	Rs. 1,47,40,236	Rs. 1,02,80,000
(7) Detailed plans and estimates completed in all respects (as shown below).	12	4
(8) Total amount of detailed estimates	Rs. 1,36,99,938	Rs. 34,55,249
(9) No. of contracts awarded	6	1
(10) Detailed estimates in hand.	7	...
(11) Total approximate cost of detailed estimates in hand	Rs. 1,00,00,000	...

Particulars of detailed plans and estimates completed in all respects referred to above —

Particulars.	No. of estimates.	Estimated cost.
(a) Schools (Permanent).	7	Rs. 80,29,948
(b) Schools (Temporary).
(c) Centralised Ward Offices	1	Rs. 21,66,318
(d) Markets.	1	Rs. 17,77,400
(e) Hospitals, Maternity Homes and Dispensaries	1	Rs. 50,120
(f) Miscellaneous	2	Rs. 16,76,152
Total	12	Rs. 1,36,99,938

A—(b) Planning (Bridges)

Particulars.	Details of plans and estimates prepared.
1. Contract plans.	6
2. Cloth Tracing.
3. Paper Tracing.	8
4. Blue Print copies.	113
5. Block Estimates.	1
6. Total amount of block estimates.	Rs. 3,65,000
7. Detailed plans and estimates completed in all respects	2
8. Total amount of detailed estimates.	Rs. 6,57,514
9. No. of works awarded to contractors.	2
10. No. of works entrusted to Railways.	1
11. Detailed estimates in hand.	2
12. Total approximate cost of detailed estimates	Rs. 34,00,000
13. Scrutiny of plans received from
(a) Railways.	10
(b) Ward and zonal office and project (Sewerage)	9
(c) Private parties.	4
14. Scrutiny of estimates received from Railways.	1

(E) DEONAR ABATTOIR

This Section was formed for construction of a modern Abattoir at Deonar including all civil, mechanical electrical and refrigeration works. With completion of major plant works in the past, it is now concerned with completion of ancillary and allied works connected with the plant.

The works completed and those in progress during the year under report are listed in Appendix No. 29.

C.—CONSTRUCTION BRANCH

(i) Building Construction Branch Zones II and III

The Building Construction Branches of Zone II and Zone III supervise the works of building construction after award of contracts by the Planning and Design Branch.

A synopsis of the work done by this branch during the year is given below :—

Particulars.	Completed works.		Works in progress.	
	Nos.	Actual cost.	Nos.	Estimated cost.
		Rs.		Rs.
1. Housing	Zone—II	...	6	1,30,61,528
	Zone—III	2	2	28,42,800
No. of works including pile foundation works.	Zone II—Nil	...	Zone II—Nil.	
	Zone III—Nil.		Zone III—Nil.	
No. of structures	Zone II—Nil.		Zone II—20	
	Zone III—Nil.		Zone III—Nil.	
No. of tenements.	Zone II—Nil.		Zone II	724
	Zone III 396		Zone III	200
2. Building other than Housing	Z—II	12	4	68,72,543
(a) School buildings	Z—III	6	8	1,25,90,900
(b) Markets	Z—II	...	2	44,31,992
	Z—III	1
(c) Hospitals, Maternity Homes & Dispensaries	Z—II	1	4	63,89,611
	Z—III	...	3	37,85,300
(d) Other building works	Z—II	...	5	44,19,961
	Z—III	3	3	19,22,500
Total		25	37	5,83,18,235

The statement showing the works completed and works in progress appears in Appendix No. 30.

(ii) Road Construction Branch Zone II & III.

The branch attends to the following works.

(a) Preparing plans and estimates for resurfacing of existing roads, construction of new roads, widening of roads and improving private streets and construction of open storm water drains.

(b) Invitation of tenders and awarding contracts of road, S. W. drains, Annual petty works of roads and S. W. Drains and annual repairs petty drainage and anti flood works.

(c) Supervision of road and S. W. drain works.

During the year this branch prepared 39 estimates for various works, awarded 37 contracts for road works and 33 contracts awarded for other works.

A synopsis of the work done by this branch during the year is given below :—

Particulars.	Completed works		Works in progress	
	Nos.	Actual cost.	Nos.	Estimated cost.
		Rs.		Rs.
1. Road surfacing works in Asphalt concrete.	Z—II	...	1	30,27,701
	Z—III	2	2	29,14,753
2. Road surfacing work in cement concrete.	Z—II	1	2	11,27,200
	Z—III	2	2	5,70,688
3. New Roads including s. w. drains.	Z—II	6	15	1,26,96,814
	Z—III	5	16	87,30,754
4. Road widening.	Z—II	5	6	42,25,453
	Z—III	7	7	69,67,770
5. Any other work.	Z—II	6	2	13,07,407
	Z—III	1	1	6,63,561
Total		35	54	4,22,32,101

The statement showing the works completed and those in progress appear in Appendix No. 31.

(iii) Drainage Construction Branch Z II and III

This branch is in charge of providing and laying underground, sewers training of major nulls and construction of Pumping Stations. This branch attends to the work of execution of these works after contracts are awarded by the Planning & Design Branch.

Synopsis of the work done by Drainage Construction Z-II and III.

Particulars.	Completed works		Works in progress.		
	Nos.	Actual cost.	No.	Estimated cos	
1. Sewer works	Zone—II	21	Rs. 75,80,421	24	Rs. 1,39,65,199
	Zone—III	1	1,37,490	5	13,93,607
2. Pumping Station	Zone—II	1	21,49,572
	Zone—III	1	12,18,939
3. S. W. Drains	Zone—II
	Zone—III
4. Nallas	Zone—II	2	8,60,467	6	43,60,326
	Zone—III	4	14,52,224	14	92,93,161
5. Miscellaneous	Zone—II
	Zone—III
Total		28	1,00,30,602	51	3,23,80,784

The statement showing the works completed and those in progress appear in Appendix No. 32.

The progress of work of sewers and S. W. Drains carried out through contract during the year under review appears in Appendix No. 33.

(D)—MAINTENANCE OF MUNICIPAL BUILDINGS

Buildings

The total number of Municipal Buildings in the Suburbs during the year ending 31st March 1974 was 1203 as detailed below :—

(a) Housing :		
(1) Structures	777	(Tenements 7895)
(b) Other buildings	426	
Total No. of Municipal Bldgs.	1203	

The work of maintenance is classified under the major heads (1) Normal Repairs (2) Special Repair and (3) New works. Normal repairs include works of monsoon repairs. Special repairs cover the works which are likely to increase the life of buildings or structures whereas the works of additions and alterations to the buildings as also these of providing additional amenities fall under the category of new works.

The repairs and maintenance works at Municipal properties were carried out either departmentally or through annual petty works contractors.

The total expenditure incurred on the maintenance of Municipal properties in Suburbs was Rs. 1,41,72,947 out of which an amount of Rs. 21,72,082 was spent on normal maintenance and an amount of Rs. 1,20,00,865 was spent on new works and special repairs works. Works costing Rs. 15,96,587 were carried out Departmentally. Total number of works costing Rs. 1,25,76,360 executed through the petty work contractors in Suburb was 1696. The budgetwise break up of the total expenditure incurred on the maintenance of the Municipal properties is as under :—

	Suburbs		
	Expenditure on normal Maintenance.	Expenditure on New works and special repairs.	Total
	Rs.	Rs.	Rs.
Budget A	14,01,954	86,77,608	1,00,79,562
Budget B	5,43,533	10,74,869	16,18,402
Budget E	2,26,595	22,48,388	24,74,983
Total	21,72,082	1,20,00,865	1,41,72,947

E—MAINTENANCE OF ROADS AND FOOTPATHS

1. The length of various types of roads maintained in the Suburbs was as under :—

Serial No.	Type of Roads	Suburbs
		K.M.
1	Cement concrete	... 71.86
2	Black topped	... 491.83
3	Water Bound Macadams	... 13.88
4	Unmetalled Moterable	... 9.90
	Total	... 587.47

An amount of Rs. 56,86,244 was spent on repairs to pot-holes and carriage-ways and 1,68,126 sq. m. of different types of road surfaces were improved departmentally at a total cost of Rs. 19,72,405 as detailed below:—

Mode of Improvement	Area in sq. metres	Expenditure
		Rs.
(a) Sheet Asphalt
(b) Chip on Asphalt road	... 18,180	46,825
(c) Semi grouting	... 47,810	8,23,174
(d) Asphalt Concrete
(e) Surface dressing	... 1,02,136	11,02,406
Total	... 1,68,126	19,72,405

673 work orders costing Rs. 1,00,69,695 were executed through the Annual Petty works Contractors

Information regarding private roads taken over by the Corporation is given in Appendix Nos. 34.

- Total length of the roads in the suburbs was 587.47 K. M. at the end of year.
- Private streets.*—Action under Section 305 was started in 6 cases as shown in Appendix No. 35.
- Foot-paths.*—2,100 metres new foot paths were constructed during the year.
- Street Name Boards.*—An amount of Rs. 18,903 was spent on fixing new street name board and an amount of Rs. 11,407 was spent on repairs to the existing ones.
- Widening of roads consequent upon the requisition of set-backs.*—An area of 57,961 sq. m. of set back land was added to the public road at a total cost of Rs. 12,64,817 and the compensation claims settled during the year amounted to Rs. 12,11,389.
- Benches.*—110 benches on roads and footpaths were maintained.
- Guard Railings.*—3,220 metres of Guard Railings were maintained during the year.

Permits.

Opening of Roads and footpaths.—During the year 6,590 permits were issued for excavation in roads and footpaths. The cost of reinstatement of disturbed surfaces was charged to the respective permit holders and the trenches were repaired at a total cost of Rs. 25,39,565. The total amount of road opening fees recovered was Rs. 11,875.

Occupation of Roads and footpaths.—128 permits were issued for occupation of roads for erecting manholes, placing chairs and benches etc. and the total amount realised therefrom was Rs. 947.

30 permissions for new bus shelters on roads and footpaths were granted.

F—MAINTENANCE OF DRAINS AND SEWERS.

The work consists of (i) cleansing and maintenance of all underground sewers and storm water drains and open channels (ii) making street connections from the drainage system of properties to sewers and storm water drains.

The work of systematic cleansing of common house drains and pipes sewers was done as detailed in the table given below :—

	Length cleaned in metres.	Silt removed in Tonnes.
1. House Drains	1,96,500	759
2. Pipe Sewers	14,065	511

Repairs to manholes and gratings of water entrances:

The statement below shows the details of the work done :

	Total No.	Total Cost Rs.
1. Repairs to manholes	427	63,487
2. Replacement of gratings	578	1,33,260
3. Removal of vent shafts	22	3,780

112 works orders costing Rs. 13,40,527 were executed through the Annual Petty works contractors.

Street connections.—During the year 623 street connections of the buildings were made to sewers.

Requisitions in respect of house drains.—410 Requisitions under various sections of the Act were issued against house owners for rectifying drainage defects.

Miscellaneous works and amenities.

1. *Ferry Services.*—The ferry services between Versova and Madh in 'K' Ward, between Marve and Manori in 'P' Ward and between Borivli and Corai in 'R' Ward were operated through contractors and an amount of Rs. 3,067 realised from the.

G.—Street Lighting

The total number of electric street lights at the end of the year as on 31-3-1974 was 21,930 (Suburbs 13716 and Extended Suburbs 8214) as against 18,995 in the previous year.

The total recurring cost of all these lights amounted to Rs. 71,73,877 as against Rs. 66,06,264 in the last year.

The details of different types of lamps are shown below :—

TF lamps	HPMV lamps	T. Bollards	Total
12182	9619	129	21930

The lighting on the 55 roads was improved. Street lights were provided on 61 new roads.

The traffic islands, Central dividers and railings have been provided at 50 different road junctions at an approximate total cost of Rs. 3 lakhs.

A traffic signal has been provided at the junction of Ramkrishna, Chemburkar Marg and Eastern Express Highway.

The list of the roads on which regular lines were prescribed under Section 297 (1) of Bombay Municipal Corporation Act, is given in Appendix No. 36.

H.—Inspection and Supervision of Private Buildings

Building Proposals.—4023 proposals under Section 337 and 342 of Bombay Municipal Corporation Act for erection of new buildings and for additions and alterations to the existing buildings were received during the year. The particulars are as under :—

Wards	Proposals received		Total No. of proposals	No. of proposal passed		Total No. of proposals
	Section 337	Section 342		Section 337	Section 342	
H, K, P & R ...	2272	934	3206	1450	429	1879
L, M, N & T ...	540	277	817	519	92	611
Total ...	2812	1211	4023	1969	521	2490

New Buildings.—The position of residential and non-residential tenements constructed by different agencies (other than Municipality) is as under :—

Wards	No. of proposals under Agencies		
	Private enterprises	Co-operative societies	Employers for their employees
H, K, P & R	576 (Tenements 5623)	187 (Tenements 3332)	9 (Tenements 205)
L, M, N & T	156 (Tenements 1573)	89 (Tenements 1433)	5 (Tenements 316)

The No. of proposals for non-residential buildings by private enterprises was 731. Total No. of proposals disposed of during the year was 586.

The No. of non-residential buildings constructed during the year 469.

	H, K, P & R Wards		Total	L, M, N & T Wards		Total
	Under Section 337	Under Section 342		Under Section 337	Under Section 342	
(1) Completion certificates received during the year	1229	615	1844	283	142	425
(2) Permits for building or building houses issued	1450	429	1879	519	92	611
(3) Total No. of buildings dealt with	663	163	826	1036
(4) Total No. of buildings applications	2272	934	3206	540	277	817

Details of the tenements constructed by private parties are given in Appendix No. 37.

Details of the Layout, Amalgamation and Sub-Division in the Suburbs are given in the table below :—

Wards	PROPOSALS FOR					
	Layouts		Amalgamation		Sub-Division under Section 302	
	Received	Sanctioned	Received	Sanctioned	Received	Sanctioned
H	3	...	16	3	6	...
K	22	...	21	10	22	...
P	22	10	18	7	23	11
R	35	10	21	11	21	12
L	7	1	5	1	6	2
M	15	2	10	6	16	6
N	24	5	12	12	8	3
T	9	3	4	...	19	8

The following statement shows the number of proposals received for the Commencement Certificates in respect of T. P. Scheme areas during the year 1973-74.

Serial No.	Wards	Total No. of proposals received	No. of proposals approved
(1)	H	84	32
(2)	K	64	18
(3)	P	6	4
(4)	R	60	29
(5)	N	35	17

Building Collapses.—The number of buildings or portion thereof collapsed during the year was 37 and the number of persons killed and injured was 10 and 3 respectively. The estimated damage to property was Rs. 45,150.

Actions under different Sections of the Municipal Act

The number of notices issued under different relevant Sections of B. M. C. Act was 1696. 483 notices were complied with during the year and 1219 notices were still pending compliance at the close of the year.

Removal of unsafe buildings.—Six unsafe buildings or portions were removed departmentally under Section 489 of the Act at a cost of Rs. 3,082. Out of which an amount of Rs. 1,481 was irrecoverable.

Authorities granted under Section 499 of the Act.—33 Authorities were granted under Section 499 of the Act to carry out repairs to buildings. The number of tenants who took advantage of the same was 61.

Unauthorised structures.—During the year 6,861 unauthorised structures were detected. In addition 4,244 cases of previous year were pending disposal. Unauthorised works in 702 cases were removed by parties themselves while in 2,767 cases, the unauthorised works were removed departmentally under Section 352-A of the Act, and 205 cases actions were dropped and in 7,239 cases were under action at the end of the year.

Complaints from the public.—The number of complaints received from the public was 7,093 together with the 731 cases of the previous year pending disposal. The total No. of complaints dealt with was 7,824. Out of these, 6,264 complaints were looked into and disposed of and action in 2,663 cases was in progress, at the close of the year.

L.—Factory Section

The following table shows the position in the Suburbs of the factory section.

Serial No.	Particulars	Suburbs
(1)	No. of applications received during the year	1,783
(2)	No. of Applications of previous year pending disposal	130
(3)	Total No. of applications	1,913
(4)	No. of applications disposed of	1,560
(5)	No. of applications undisposed of	353
(6)	No. of new permits issued	944
(7)	No. of old permits renewed	1,205
(8)	No. of Prosecutions launched	1,415
(9)	No. of prosecutions decided in favour of the Corporation	953
(10)	No. of prosecutions pending	435
(11)	Amount of fine recovered	Rs. 31,000
(12)	Total Revenue collected	Rs. 6,01,047
(13)	No. of complaints received	133

J.—DEVELOPMENT BRANCH

Acquisition of Land—Suburban Section

Possession of 26 properties was obtained through the Land Acquisition proceedings and 48 properties were acquired by negotiations. Awards were made by Special Land Acquisition Officer in respect of 21 properties. Proceedings under Land Acquisition Act in respect of 140 properties were in progress. Proceeding to acquire lands by negotiations were in progress in respect of 109 properties. Set back land rates in respect of 43 set back cases were fixed for making payment of compensation of land acquired for widening of various roads and lanes and standard rent in respect of 18 Municipal properties was fixed.

K.—TOWN PLANNING SCHEMES IN SUBURBS AND EXTENDED SUBURBS

(A) Following are the Town Planning Schemes in Suburbs

- (1) Town Planning Scheme Bandra No. I (Principal).
- (2) Town Planning Scheme Bandra No. II (2nd Variation).
- (3) Town Planning Scheme Bandra No. III (Principal).
- (4) Town Planning Scheme Bandra No. IV (1st Variation).
- (5) Town Planning Scheme Bandra No. V (1st Variation).
- (6) Town Planning Scheme Bandra No. VI (1st Variation).
- (7) Town Planning Scheme Bandra No. X (Principal).
- (8) Town Planning Scheme Santacruz No. I (1st Variation).
- (9) Town Planning Scheme Santacruz No. II (1st Variation).
- (10) Town Planning Scheme Santacruz No. III (1st Variation).
- (11) Town Planning Scheme Santacruz No. IV (1st Variation).
- (12) Town Planning Scheme Santacruz No. V (Principal).
- (13) Town Planning Scheme Santacruz No. VI (Principal).
- (14) Town Planning Scheme Vile Parle No. I (1st Variation).
- (15) Town Planning Scheme Vile Parle No. II (1st Variation).
- (16) Town Planning Scheme Vile Parle No. III (1st Variation).
- (17) Town Planning Scheme Vile Parle No. IV-IV-A (1st Variation).
- (18) Town Planning Scheme Vile Parle No. VI (Principal).
- (19) Town Planning Scheme Andheri No. I (1st Variation).
- (20) Town Planning Scheme Andheri No. II (1st Variation).
- (21) Town Planning Scheme Andheri No. VI (1st Variation).
- (22) Town Planning Scheme Chatkopar No. I (1st Variation).
- (23) Town Planning Scheme Chatkopar No. II (1st Variation).
- (24) Town Planning Scheme Chatkopar No. III (Principal).
- (25) Town Planning Scheme Vile Parle No. V (Principal).

Out of these 25 Schemes, first 24 Schemes are finalised and in force: The last one viz. T. P. Scheme Vile Parle No. V is a draft Scheme before the arbitrator for finalisation.

The works included in the finalised schemes have been mostly completed except those which could not be completed due to various difficulties such as removal of hutments on the plots reserved for public purposes and roads after providing alternative accommodation to the occupants thereof. The Ward Officers in charge of implementation of the schemes are taking suitable steps in the matter.

(B) Draft Schemes and Variation of schemes

The Town Planning Schemes which have been marked with asterisks under (A) above totaling 10 Nos. have been declared for variation so as to bring them in conformity with the final Development Plan as required under Section 39 of the Maharashtra Regional and Town Planning Act 1966. The said schemes except Town Planning Scheme Ghatkopar No. III (1st Varied) have been submitted to the Government for sanction after complying with all the formalities prescribed under the aforesaid Act and were either before the Arbitrator for finalisation or the award has been declared in respect of some schemes. As regards Town Planning Scheme Ghatkopar No. III, the work was in progress.

Town Planning Scheme Vile Parle No. V (Principal) (Draft) has been sanctioned by the Government on 26-12-1970 and the Arbitration proceedings were in progress.

For Town Planning Scheme Santacruz No. VI proposal was put up to the Corporation for declaration of intention for major variation under Section 92 of the Maharashtra Regional and Town Planning Act 1966.

(C) Town Planning Schemes which were before the Town Planning Officer

(Arbitrator under the Maharashtra Regional and Town Planning Act 1966) are :-

- (1) Town Planning Scheme Bandra No. I (1st Variation).
- (2) Town Planning Scheme Bandra No. III (1st Variation).
- (3) Town Planning Scheme Santacruz No. II (2nd Variation).
- (4) Town Planning Scheme Santacruz No. V (1st Variation).
- (5) Town Planning Scheme Vile Parle No. I (2nd Variation).
- (6) Town Planning Scheme Vile Parle No. V (Principal).
- (7) Town Planning Scheme Vile Parle No. VI (1st Variation).
- (8) Town Planning Scheme Andheri No. I (2nd Variation).
- (9) Town Planning Scheme Andheri No. II (2nd Variation).
- (10) Town Planning Scheme Andheri No. VI (2nd Variation).

Out of the above, the Arbitrator has made his award in respect of Town Planning Scheme Bandra No. I (1st Variation) on 29-6-1972, Bandra No. III (1st Variation) on 23-2-1965, Santacruz No. V (1st Variation) on 30-8-1973, Vile Parle No. I (2nd Variation) on 29-12-1972, Vile Parle No. VI (1st Variation) on 29-5-1967, Andheri No. I (2nd Variation) on 15-5-1973 and Andheri No. VI (2nd Variation) on 28-2-1973. Town Planning Scheme Andheri No. II (2nd Variation) has been finally submitted to Government by the Arbitrator on 3-4-1972.

Extended Suburbs

There are 4 Town Planning Schemes in the Extended Suburbs, viz.

- (1) Town Planning Scheme Malad No. I (1st Variation).
- (2) Town Planning Scheme Borivli No. I (1st Variation).
- (3) Town Planning Scheme Borivli No. II (1st Variation).
- (4) Town Planning Scheme Borivli No. III (Principal Draft).

Out of these four Town Planning Schemes the first one which has been sanctioned by the Government, was finalised and was in force. It was being implemented by the Ward Officer, P Ward. The award in respect of Town Planning Scheme Borivli No. I (1st Variation) was declared by the Arbitrator on 9-7-1973. The Scheme at St. No. 3 was still before the Arbitrator. The fourth one, viz. Town Planning Scheme Borivli No. III (Draft) was sanctioned by the Corporation for publication and was published on 13-12-1973 inviting objections and suggestions.

Implementation of Town Planning Scheme

- (a) No. of plots taken over by the Corporation 129.
- (b) No. of plots handed over to the owners 18.
- (c) Details of execution of T. P. Schemes. (Please see table below)

Nature of work	No. of works	Actual expenditure incurred between 1-4-1973 & 31-3-1974
		Rs.
(1) Building works
(2) Road Works	2	4,35,137
(3) Drainage works	5	4,10,630
(4) Other works	30	65,077
		<u>9,10,844</u>

(d) Total expenditure incurred on T. P. Scheme works Rs. 9,10,844.

(e) Amount of contribution charges collected Rs. 3,39,048.

L.—Subvention Schemes

1. In all 753 notices under Section 213 were served. In 468 cases parties submitted their proposals and in 434 cases house owners carried out the work in compliance with the notices served on them.

In all 241 notices under Section 248(i)(c) of the Bombay Municipal Corporation Act for conversion of basket privies into water closets in fullflushing system were served on the house owners. In 81 cases privies were converted into water closets on full flushing system. The total amount of subsidy paid during the year was Rs. 1,78,098.

2. The Corporation under their Resolution, No. 2102, dated the 17th May 1958 and No. 958, dated the 17th November 1958 had approved of granting subsidy of Rs. 200 per acquapriety seat and also similar subsidy for commodes being converted into W. C. on full flushing system on the basis of Basketprivies. For the expeditious implementation of the above scheme, the Corporation under their Resolution, No. 292, dated the 6th July 1967 have sanctioned (1) an increased subsidy of Rs. 500 per privyseat converted into a water closet on full flushing system in sewered areas and (2) a subsidy of Rs. 800 per privy seat converted into a water closet on septic tank system in unsewered areas, in respect of the existing buildings only in the City, Suburbs and Extended Suburbs.

3. Similarly the owners from the Suburban areas have also been allowed to draw subsidy of Rs. 50 per W. C. seat of the premises having septic tanks for disconnecting the flow of waste water from septic tanks and connecting the same to the Municipalsewers as per Corporation Resolution, No. 794, dated the 24th October 1958 and Corporation Resolution, No. 1770, dated the 31st March 1959.

(N)—MECHANICAL BRANCH (NORTH & PROJECT)

The following sections are under administrative supervision and control of Executive Engineer Mechanical (North and Project).

- | | | |
|--|---|---|
| (1) Dadar Purification Works | } | Detailed report submitted separately for including in City Section. |
| (2) Dharavi Purification Plant | | |
| (3) Sewage Pumping Stations and Purification Works in Suburbs. | | |
| (4) Maintenance of electrical installation in suburbs. | | |
| (5) Road Roller section and mechanical out-door section in Suburbs. | | |
| (6) Planning and Construction for Mechanical and Electrical Works for drainage installations (Pumping and Purification Works) in City and Suburbs. | | |

Sewage Pumping and Purification Plants in Suburbs

Threesewage purification plants in Suburbs viz. Khar, Versova and Ghatkopar Purification Plants, each having a Primary Treatment capacity of approximately 9 million litres per day worked satisfactorily during the year except for the period during which minor repairs had to be carried out.

1. Versova Purification Plant :—

The Pumping Station worked satisfactory during the year. No major repairs were carried out.

2. Ghatkopar Purification Plant :—

Considering the complaints of surcharged sewers from the surrounding localities, a 1.25 m.g.d. pump is to be replaced by 8.0 m.g.d. pump. The order for this work was placed and the work was in progress. This will raise the capacity from 16.75 m.g.d. to 23.5 m.g.d.

3. Khar Purification Plant :—

This plant worked satisfactorily during the year. The gas produced here was being burnt off. No major repairs were carried out.

A new pumping station at Kherwadi, near Government Servants Quarters, Bandra (East) which was commissioned last year Worked satisfactorily.

The eleven sewage pumping stations in Suburbs (8 independent and 3 attached to Purification Plants) worked quite satisfactorily during the year. The total quantity of sewage pumped tone was 67774 million litres.

The salient features regarding operation and performance of the pumping stations are given in the Appendix No. 38. A graph showing the sewage pumped in the Subs. for the last 5 years is shown in the Appendix No. 39.

The Maintenance of Electrical Installations

Installation of Water Pumping Sets, New Electrical Installation and repairs to the Electrical appliances of Hospitals, Markets, Schools, Office Buildings and Gardens in Suburbs and Extended Suburbs is carried out by Electrical Staff attached to the various Wards. Works were carried out satisfactorily.

The work of Maintenance of Electrical Installations, New Installations, Rewiring and repairs carried out during the year 1973-74 amounted to Rs. 4,34,000. Some of the work was carried out by contract by inviting regular quotations. The expenditure on contract work amounted to Rs. 46,000.

The work of installation of water pumping sets were carried out by inviting Tenders at a cost of Rs. 16,250 approximately.

121 Estimates amounting to Rs. 8,06,174 for the work of rewiring, new wiring, and installation of water pumping sets etc. were prepared and forwarded to proper authorities in various wards in Suburbs and Extended Suburbs for sanctions.

The work of installation of Water Pumping Sets at Akurli Road, Conservancy Staff Quarters, New Mill Ward School, Kurla, Fire Brigade Station, Chembur and Various Schools in 'K' Ward was completed. Installation of water pumping sets at Dhanji Deoji School, Labour Camp, Chembur and Conservancy Staff Quarters at Khai, was in progress.

The work of providing Neon Sign Board at Check posts at Octroi Nakas, was taken in hand.

Electrification of Lions Park Fountain at Ghatkopar was carried out satisfactorily and the fountain was put into commission.

Work of providing a fountain at Liberty Garden, Melad was taken in hand.

Road Roller Section, Kbar (Suburbs)

There were 27 road rollers for the entire area of Suburbs and Extended Suburbs, out of which 6 were steam rollers 21 diesel rollers (including 2 Sherpa Rollers).

Five diesel rollers were sent for Scarcity Relief work to Jalgaon and Nasik Zilla Parishads and were received back after about 8 months service.

One new Sherpa Roller was purchased at the beginning of the year.

One Garlic Roller No. BMC 61 in dis-repaired condition was received from Asphalt Plant. The roller was dismantled completely and put in working condition after replacement of a few parts.

One 4 VSH-Ruston Engine of a 10 ton capacity roller was replaced by a new RA/4 type Kirloskar Air-cooled diesel engine and it was working satisfactorily.

On an average 72 per cent. of the Road Roller fleet was on the road during the year.

Outdoor mechanical repairs at various installations such as hospitals, Markets, schools, gardens and Office establishments in Suburbs and Extended Suburbs were carried out by the out-door staff.

The repair works generally consisted of repairs to collapsible gates, rolling shutters, iron gates, tar boilers water tanks, repair to pumps and such other mechanical jobs costing Rs. 51,060.

Mechanical Works

Planning and construction for Mechanical and Electrical Works for Drainage Installation (Pumping and Purification Works) and Swimming Pools in Suburbs and Extended Suburbs in the charge of E. E. Mech (N & P).

Serial No.	Name of the work	Cost of Mechanical Electrical work	Remarks
(1)	Conversion of M. S. uptake tube into C. I. uptake tube and replacement of M. S. tie bars into brass ones of digestion tank at Ghatkopar Sewage Purification Plant.	Rs. 26,500	The work completed on 25-3-1974.
(2)	Construction of Sewage Pumping Station with allied Mechanical and Electrical works at Mulund (East).	3,64,500	The work was under progress.
(3)	Replacement of 1.25 m.g.d. pump by 8 m.g.d. capacity pumping set at Ghatkopar Pumping Station.	1,74,000	The work was started on 7-1-1974. Cast iron valves costing Rs. 23,400 is received at site. The work was in progress.
(4)	Construction of Sewage Pumping Station with allied Mechanical and Electrical Works at Goregaon (West).	7,43,230	Mechanical and Electrical equipments costing Rs. 2,26,000 received and stored at Versova Sewage Purification Plant.
(5)	Construction of Sub-Station including electrical equipment viz. H.T.L. T. switchgear transformers etc. at Versova Sewage Purification Plant.	...	Specifications and estimates were being prepared.
(6)	Construction of sewage pumping station with allied mechanical and electrical works at Brahmanwadi, Kurla (West).	1,76,185	Tender scrutiny was under progress.
(7)	Installation of H. T. L. T. switchgears transformers and allied works in the sub-station at Mulund Sewage Purification Plant.	3,38,000	Specifications and estimates prepared. Draft tender under preparation.
(8)	Construction of Sewage Purification Plant at Mulund (East).	...	Specifications were being prepared.

(N) ELECTRICAL BRANCH (SUBURBAN AREA)

The activities of the different sections of the Electrical Branch (Suburban Area) during the year under report were as under :—

1. Planning and Design Section :—

In all 17 estimates amounting to Rs. 13,42,446 were prepared and 4 contracts amounting to Rs. 5,07,232 were awarded as detailed in Appendix No. 40.

2. Building Construction Section (Zone II and III) :—

There were 13 works in Zone II and 8 works in Zone III together amounting to Rs. 8,56,517 completed and 12 works in Zone II and 20 works in Zone III together amounting to Rs. 9,07,266 in progress during the year as shown in Appendix No. 41.

3. Refrigeration Section :—

There was 1 work of Air conditioning the operation theatre of Municipal Hospital, costing Rs. 1,44,900 completed and there were 8 works of similar nature, costing Rs. 3,86,865 in progress during the year.

(O) TRANSPORT BRANCH

The Suburban Transport Section is rendering the services as under :—

1. Health Services :—

(a) Mobile dispensary and Ambulances	...	7 Nos.
(b) Pest control	...	12 Nos.
(c) School clinic	...	5 Nos.

2. Conservancy Services :—

(a) Refuse removal	...	84 Nos.
(b) Cesspool removal (Manual)	...	55 Nos.
(c) Do. (Mechanical)	...	19 Nos.
(d) Dog vans	...	5 Nos.

3. Other Departmental Services :—

(a) Encroachment removal	...	9 Nos.
(b) Ward trucks	...	24 Nos.
(c) Fire Vans, Cash Vans, Mini Buses breakdown etc.	...	49 Nos.

269 Nos.

The total effective vehicles during the year ... 237 Nos.

Average efficiency of Suburban fleet ... 82.6 per cent.

(P) CONSERVANCY BRANCH

The Suburban and Extended Suburban area has been divided into 4 ranges two ranges on the Western side viz. H and K Wards and P & R Wards and two ranges on Eastern side viz. L and M Wards and N and T, Wards for the discharge of administrative and Executive functions of the Branch each under the Supervision and control of an Assistant Head Supervisor subject to overall control of the Dy. Head Supervisor Head Supervisor and Dy. City Engineer (Mechanical and Conservancy).

1. Collection of Refuse :—

House hold, Trade refuse and sweepings from roads were collected in Municipal refuse bins. Municipal Refuse bins and Refuse Containers were attended to daily, on alternate days and weekly depending on the intensity of refuse in various sectors.

All the public roads, footpaths, and house gullies were cleaned and quantity of refuse and other waste matter removed during the year under report was approximately 2,48,974 tonnes, average per day being 682 tonnes.

2. Transportation of Refuse :

Removal of refuse was done by Mechanical traction. Total number of vehicle shifts made was 50,577 of which 33,577 were by Municipal Vehicles and 17,000 by hired vehicles. Thus 66 per cent. of the refuse was transported in Municipal vehicles and 34 per cent. in hired vehicles.

3. Disposal of Refuse :

The final disposal of refuse was done by reclaiming low-lying land at Osliwara, Chincholi, Malad, Gorai in Western Suburbs and Deonar, Kamraj Nagar, Chatkopar and Mulund in Eastern Suburbs. Total refuse disposed in Western and Eastern Suburban Dumping Ground was 92,128 tonnes.

4. Collection, Removal and Disposal of Night Soil :

There exist 4235 basket privy seats as against 5915 in previous year. 1580 basket privies were reduced due to conversion and demolition of basket privies in Suburbs and Extended Suburbs.

The Night soil and cesspool contents were disposed of at the night soil Depot at following places.

- (1) Khar (2) Versova, (3) Osliwara, (4) Gorai Road, Borivli, (5) Malad, (6) Kurla, (7) Chatkopar (8) Mulund.

5. Cesspool Clearance :

During the year under report 2,994 cesspools were attended and 1,26,638 clearances given and total contents of 2,93,308 kilolitres were removed giving an average of 1047 kilolitres per day. Removal of Night Soil and Cesspool contents was done by Municipal cesspool vehicles making approximately 55 vehicle shifts per day.

6. Public and Private Latrines and Urinals :

During the year under report 59 New P. S. Cs. were constructed and 635 p.s.cs. and 65 urinal blocks were maintained. They comprised latrines on full flushing system, basket privies and septic type of aqua privise. Total number of private latrines maintained by the Department was 2994.

7. Prevention of Nuisance :

During the year 5539 cases were made for urinating and throwing refuse on public roads under Section 372E of B. M. C. Act and 115 of the Bombay Police Act and inflicted punishment of fine amounting to Rs. 22,296.

8. Removal and Disposal of Dead Animals :

The work of removal and disposal of carcasses was carried out with the help of same contractor as that for the City.

9. Conservancy and Special Halalkhore Services :

These services were rendered to Circuses, exhibitions, big concerns, industrial establishments etc. on payment of scheduled charges and the total income from various sources earned by Conservancy Branch (H & K P & R, L & M, N & T Wards) during the year was Rs. 1,36,320.00.

10. Dog Licensing and Destruction work :

During the year under report 5555 pet dogs were licensed and 36,852 stray dogs were captured.

11. Conservancy Staff Quarters :

66 chawls in charge of Conservancy Branch with 1293 tenements were regularly inspected and prompt action taken for rectifying sanitary as also structural defects noticed. Out of 3300 employees about 45 per cent. staff have been provided with free housing accommodation and the rest are given House Rent allowance. No new chawls were constructed during the year.

12. Labour Welfare :

There were 7 Welfare Centres working at—

(1) Khar, (2) Andheri, (3) Versova, (4) Municipal Staff Quarters at Kurla, (5) Vikroli, (6) Chembur, (7) Mulund.

In addition to above there were Co-operative Credit Societies of which staff members took advantage

13. Expenditure on Conservancy Services :

The total expenditure incurred on Conservancy Services was Rs. 2,75,36,343.

Removal and Disposal of City Refuse at Deonar Dumping Ground

About 404.686 Hectares (1000 acres) of land spread over 4 portions of deep creeks at Deonar is taken over on lease from the Government by the Corporation to tackle the problem of disposal of city refuse as well as to reclaim land in Khajana at Deonar. The area is considerably large and the site will be available for dumping refuse for many years to come.

The major portion of City refuse from A, B, C and D Wards is generally collected at Mahalaxmi Siding and it is transported from Mahalaxmi to Deonar dumping ground by two trains daily, i. e. one in the afternoon and the other at night. On an average refuse wagons per trip of train were sent to Deonar for unloading on low lying area. The refuse from remaining city wards was diverted to Dharavi Dumping Ground by lorries.

Statistical data regarding expenditure and revenue of the office of S. E. K. D. Railway is as under :—

I.—Expenditure :—

	Rs.
(1) Haulage charges	2,77,299.29
(2) Detention charges	11,324.60
(3) Hire charges	79,700.00
(4) Maintenance of siding at Kurla	700.00
(5) Wages of Points Man of Central Rly.	5,000.00
(6) Purchase of materials from C. S.	14,007.49
(7) Purchase of materials from Work Shop	2,154.53
(8) Telephone Bills	15,00.00
(9) Wages of Superior and Labour staff	3,14,262.81
(10) Total amount paid to Contractors for unloading 12386 number of refuse wagons	6,08,765.22
Grand Total	13,14,713.94

II.—Revenue .—

(1) Sale of Right of Cultivation	1,08,000.00
(2) Ground and Building Rent	28,410.04
(3) Sale of Sewage Water	3,816.48
Grand Total	1,40,226.52

III.—Statement showing expenditure per Metric Tonnes of Refuse:—

Serial No.	Particular	1972-73		1973-74	
		Nos.		Nos.	
(1)	Number of Refuse wagons received at Deonar	...	12724		12386
(2)	Quantity of refuse on an average 17 Metric Tonne per wagon	...	216308 Tonnage.		210562 Tonnage.
(3)	Cost of haulage and detention (including hire charges of wagons)	... Rs.	2,15,721.40	Rs.	3,68,323.89
(4)	Cost of unloading wagons	... Rs.	5,71,940.23	Rs.	6,08,765.22
(5)	Cost per Metric Tonne of refuse for transporting and unloading	... Rs.	4.06	Rs.	4.64
(6)	Cost per Metric tonne of refuse for entire expenditure of S. E. K. D. Railway Dept.	... Rs.	5.69	Rs.	6.24

The position of the Municipal Rolling stock at the end of the year was as under:—

Serial No.	Description	Total
(1)	Refuse wagons in running condition on 1-4-1973 Municipal 37 plus Hired 60	... 97 numbers.
(2)	Running wagons as on 31-3-1974 Municipal 33 plus Hired 42	... 75 numbers.
(3)	Silt wagons in running condition	... Nil.
(4)	Brake wagons in running condition on 1-4-1973 Municipal 3 plus Hired Nil	... 3 Nos.
	6 plus Hired Nil on 31-3-1974	... 6 Nos.
(5)	Sick wagons as on 1-4-1973 Municipal 10 plus Hired 8	... 18
	5 plus Hired 1 on 31-3-1974	... 6 numbers.

Some wagons were hired from Western Railway at hire charges of Rs. 5.40 per wagon per day. During this period 5 new wagons and brake van were received at Mahalaxmi from Jhansi and they were put in service. Total refuse wagons received upto 31-3-1974 were 37 Nos.).

Due to scarcity of wagons Western Railway Authorities were consulted and as per their advice it was suggested to Western Railway Authorities to convert the covered wagons into open wagons to suit our requirements. The matter was under consideration and Western Railway Authorities were requested to submit the estimate for converting 10 covered wagons into open wagons.

The cost of maintaining Mahalaxmi Siding was Rs. 71,554.75 per annum. The land reclaimed upto end of March 1973 was 508.94 acres (205.985 Hectares). During the year 1973-74 only 12.05 acres (4.856 Hectares) land was reclaimed. Thus the total land reclaimed upto 31-3-1974 was 520.99 acres (210.841 Hectares).

Total income from various sources i. e. Sale of Right of Cultivation, Sale of sewage water, Ground and Building rent etc. amounted to Rs. 1,40,226.52.

Since the rail track including main line and loop line was replaced by 821 kg. (90 lbs.) rail track, there were no derailment of wagons. However there was only one incidence of engine derailment. There were no incidents of catching fire to the katchra siding.

The Railway Authorities have intimated the Corporation in advance about stopping of Katchra trains with effect from 1-6-1976 as they are going to remove the crossing between Western Railway and Central Railway at Matunga. Arrangements are being made to construct roads at Deonar for transporting all city refuse by lorry.

The sale of right of Cultivation for plot Nos. 2, 3, 4 and 5 admeasuring 182 acres (73.652 Hectares) was given to Shri P. R. Bhujhal and the sale price was Rs 1,08,000.00 per annum.

J. R. PATWARDHAN,
B.E. (Civil), M.E. (P.H.), A.M.I.E.
City Engineer.

APPENDIX

Statement showing the progress of works under Slum

Serial No.	Ward	Name of the colony	Population	Total approved tendered cost Re.	Total expenditure upto 31-3-74	Washing place (taps)
1	D	Hay Stack Road	630	61,352	49,240.00	12
2	"	Colony at Approach Road	10,000	5,30,000	3,80,000.00	114
3	"	Transit Camp Site for Tenements at Body Guard Lane.				
4	E	Dockyard Road Colony				
5	F/S	2nd October Colony	7,395	8,87,400	6,75,647.00	58
6	"	Bhoiwada Colony	600	54,153	48,732.00	19
7	"	Sewri X Road	640	35,837	28,476.26	...
8	"	Extension to 2nd October Colony	3,250	2,56,718	3,27,500.00	12
9	"	Dabholkar Adda	5,000	4,07,200	3,88,903.00	16
10	"	Parmanand Wadi	1,875	1,28,612	1,21,800.00	8
11	"	Ganesh Nagar Krishna Nagar	1,350	1,02,218	1,25,000.00	12
12	"	Prabudha Nagar	1,000	1,20,000	1,53,438.00	8
13	"	Turner Sanitorium	1,000	80,280	95,284.00	20
14	"	Wagheshwari and Baradevi	550	33,044	41,200.00	4
15	"	Adarsha Nagar	1,250	1,02,560	1,12,000.00	6
16	"	Ram Tekdi, Laxman Tekdi	2,000	1,48,250	1,75,349.00	3
17	F/N	Plot No.10, Sewri Wadala Scheme 57	6,500	3,46,314	4,37,352.00	62
18	"	European Cemetery	1,500	1,14,370	99,687.40	14
19	"	Plot on the North of Plot No. 10, Scheme 57 Sewri Wadala	7,500	3,92,310	2,35,275.00	4
20	G/S	Dr. E. Moses Road Colony	3,970	4,76,400	4,80,000.00	36
21	"	Dhobi Ghat behind Arthur Road Jail	4,250	2,93,170	3,06,032.00	34
22	"	Maya Nagar	1,250	1,02,970	82,000.00	8
23	"	Gandhi Nagar	4,000	2,34,336	2,18,630.00	43
24	G/S	Shanti Nagar	1,500	1,09,670	49,960.00	...
25	"	Mahakali Nagar	10,000	5,30,000	32,000.00	4
26	"	Bharat Nagar	2,750	2,38,300	2,58,800.00	20
27	"	Shivaji Nagar	500	51,820	45,850.00	8
28	G/N	Shroff Wadi	5,000	3,10,600	3,73,600.00	36
29	"	Mukund Nagar	5,000	4,70,150	5,48,618.00	52
30	"	Kala Killa	1,000	1,20,000	1,63,613.20	20
31	G/N	Khambdevi	500	60,000	2,76,953.00	20
32	"	Shastri Nagar	1,000	1,20,000	1,19,871.00	8
33	"	Dhorwada	2,000	2,40,000	2,38,875.00	12
34	"	Kamala Nehru Nagar	1,500	78,870	84,470.77	12
35	"	Plot Opp. Potters Colony	4,000	2,99,800	2,98,907.00	32
36	"	Matunga Labour Camp	2,500	2,11,740	2,11,693.00	28
37	"	Daravi Koliwada Pilla Bunglow	2,500	1,62,630	1,94,213.00	...
38	"	Parking Plot Senapati Bapat Marg	1,000	69,620	33,980.00	2
39	"	Ram Wadi, Sham Wadi, Khed Gully	2,000	1,35,370	1,04,000.00	...
40	H	Bharat Nagar (Bandra)	625	45,622	45,197.48	5
41	"	Plot North of Nalla at Slaughter House	500	39,875	36,845.78	5
42	K	Telly Gully	1,250	1,50,000	1,86,423.82	7
43	"	Jogeshwari Squatters' Colony	7,500	5,42,350	7,28,346.00	88
44	M	Colony North of K. D. Railway near Slaughter House, Deonar	13,500	11,24,070	12,55,304.00	96
45	"	Colony of K. D. Railway (Nimboni Baug)	13,600	12,51,033	11,59,560.00	150

No. 1

Improvement Scheme during the year ending 31-3-1974.

Community latrines		Sewers	Storm water drains	Widening and paving of existing lane Sq. M.	Street lights	Misc.	Remarks
S. B.	Aq. Prv.						
20	...	30	160	400	...		
194	...	210	385	720	...		
4	...	30		
110	...	120	2900	8650	71		37 baths, steps retaining wall Cymklana.
12	150	266	7		Bathrooms, steps.
10		
30	1800	6100	12		Retaining wall, rubble pitching, steps, repairs, reconstruction of W. P.
119	...	675	150	2000	...		
40	700	1600	...		21 Bath rooms.
20	...	55	120	750	9		4 bath rooms.
20	740	2450	...		
20	400	750	8		Steps etc.
20	...	115		
26	...	300	410	950	...		Dust bins.
56	...	959.67	501	1900	...		10 bath rooms.
94	...	200	950	3000	...		3 bath rooms.
20	...	8	893	1074	12		2 bath-rooms and repairing of W. Pa.
56	...	300	800	2100	...		3 bath-rooms.
80	...	350	1400	3850	25		Retaining wall.
84	...	300	1450	3250	...		Earth filling.
25	...	30	500	1400	...		
90	...	115	1300	1300	6		
20		Earth filling.
12	...	40	250		3 bath-rooms.
60	...	140	2165	1850	...		
28		
100	...	380	495	3800	...		
...	76	23	2747	6675	40		
...	40	...	660	1639	...		
40	...	131	1128	2500	20		
...	20	...	720	1175	...		
...	40	...	700	1560	...		
20	...	30	380	1700	...		
...	50	...	1433	7014	...		
70	...	259	1035	4145	...		
...	50	60	605	3000	...		1 culvert.
17	230	...		Bath rooms.
14	300	1500	...		
15	4450	...		
18	313.06	...		
...	36	...	610	737	10		
...	168	...	1100	3552	...		
...	444	...	2500	2500	...		Earth filling.
...	226	...	3500	7600	...		Earth filling

APPENDIX

Statement showing the progress of works under Slum

Serial No.	Ward	Name of the colony	Population	Total approved tendered cost Rs.	Total expenditure upto 31-3-74	Washing place (taps).
46	..	Extension to Nimboni Baug ...	1,250	1,30,000	1,49,830.00	8
47	..	Ghatle Village ...	2,200	2,25,848	2,33,273.00	16
48	..	New Colony North of Slaughter House ...	14,400	17,28,000	17,27,747.00	144
49	..	Upper Pada, Park Site Vikhroli...	5,500	4,15,234	5,72,785.00	48
50	N	Lower Pada, Park Site, Vikhroli	3,000	3,48,759	3,31,320.00	24
51	..	Colony behind Raja wadi Hospital	1,000	65,836	64,645.00	8
52	..	F. Plot 252 T.P.S. III, Ghatkopar	1,280	1,53,600	1,53,523.00	8
53	..	F. Plot 273 & 274 T.P.S. III, Ghatkopar ...	1,300	98,966	1,43,439.00	12
54	P	Chincholi, Malad ...	5,400	6,48,000	7,96,048.00	22
55	..	Malwani Squatters' Colony, Malad	3,500	3,72,620	4,19,980.00	28
56	..	Mitha Nagar, Goregaon ...	2,500	1,74,150	1,92,088.00	20
57	E	Irani Wdai, Margaon ...	475	57,000	} deleted.	
58	F/S	C. S. No. 118, Off S. S. Rao Road, Parel Sewri Division	1,090	75,870		
59	G/N	Garden Plot, Dharavi ...	19,750	13,96,132	13,67,993.00	144
60	H	China Baug, Vakola ...	7,840	52,743	59,726.00	8
61	K	Mithi River, Marol, Kurla Andheri Road ...	1,525	1,06,332	1,42,408.00	16
62	M	Extension to hutment colony to the North of Slaughter House, Deonar ...	24,650	16,39,284	17,39,650.00	172
63	P	Near Liberty Garden, Malad (Transit Camp Malvani) ...	2,745	2,39,268	96,000.00	8
64	P	Velnai Marve Road ...	3,650	2,69,397	3,40,490.00	32
65	T	Tank Road, Bhandup ...	1,800	1,32,633	1,62,186.00	12

No. 1—(Contd.)

Improvement Schemes during the year ending 31-3-1974.

Community latrines		Sewers	Storm water drains	Widening and paving of existing lane Sq. M.	Street lights.	Misc.	Remarks
S. B.	Aq. Prv.						
...	20	...	450	1250	...		
...	40	3750	...		
...	360	...	6809	18,833	...		
6	110	150	3150	6400	...		
...	34	...	1485	5845	...		
14	...	31	290	495	2		
20	469	1810	...	Earth filling.	
28	...	97	952	2000	...	Earth filling.	
...	65	...	5527	8768	...	5 bath-rooms.	
...	70	...	2400	3920	...		
...	50	...	400	1500	...		
280	80	425	4826	16,823.00	...	Earth filling.	
...	18	118.18	...		
...	34	...	15	877.61	...		
...	490	...	1250	1,607.00	...		
...	20	...	300		
...	80	2,310.00	...		
...	36	...	770	980.00	...		

APPENDIX No. 2

Statement showing the works of Building Construction completed and those in progress in Zone-I—Area during the year 1973-74.

A.—Works completed

Serial No.	Name of the work	Actual expenditure.
--Rs.		
<i>(a) Housing.</i>		
1	Construction of Fire Brigade Head Quarters at Byculla, Phase I.	... 16,56,982
2	Construction of 50 tenements at Dadasaheb Phalke Road.	... 5,03,896
3	Construction of compound wall around the Municipal Housing Colony near Jasmine Mill at Dharavi.	... 1,51,021
		23,11,899
<i>(b) Building other than Housing.</i>		
1	Construction of school building at Ghogari Mohalla.	... 3,14,307
2	Additional floor over school building at Chowny-gully.	... 1,33,494
3	Pile foundation for proposed school building at Talchekar Wadi.	... 1,27,562
4	Construction of 320 bedded Hospital in the compound of G. T. B. Hospital, Sewri	... 25,36,330
5	Pile foundation for kitchen and mortuary block at B. Y. L. Nair Hospital.	... 85,431
6	Construction of mortuary block for Kasturba Hospital.	... 2,34,876
7	Additional floor for laboratory and dispensary over the existing dispensary at Worli, Koliwada.	... 1,77,988
8	Pile foundation for building for G/South Ward Office.	... 2,27,995
9	Construction of school building at Reynold Road, Wadala	... 7,57,800
10	Construction of Medical College building Phase I at L. T. M G. Hospital, Sion.	... 30,65,250
11	Expansion of Acworth Leprosy Hospital at Wadala.	... 6,36,900
12	Construction of over head Tank on Towar & Suction tank and one pump room at Raoli Camp.	... 3,05,910
13	Water proofing and leakage at L. T. M. G. Hospital, Sion.	... 33,060
14	Acoustic Treatment to Multi purpose hall at R. M. O.'s quarters, Sion.	... 40,270
15	Manufacturing & fixing R. C. C. marble Mosaic chairs in various Gardens etc.	... 1,44,238
16	Construction of Diagnostic centre on plot No. 983, T. P. S. IV, Mahim, Gokhale Road South.	... 3,25,425
Total Rs.		... 1,14,58,735

(B) Works in progress

Serial No.	Name of the work.	Estimated cost.	Expenditure booked upto 31-3-1974.
		Rs.	Rs.
<i>(a) Housing.</i>			
1	Construction of fire brigade Head Quarters at Byculla, Phase II.	... 13,90,517.00	8,05,127
2	Construction of 60 tenements at Body-Guard Lines, Mahalaxmi.	... 8,48,115.00	7,44,446
3	Construction of 64 tenements and 16 shops at Bane Compound.	... 11,31,000.00	5,73,177
4	Construction of 240 tenements at Haji Ali.	... 26,10,846.00	3,80,163
5	Construction of 60 tenements for Kasturba Hospital Staff at Arthur Road.	... 5,73,112.00	69,221
6	Const of 120 tenements at Sion Village.	... 13,31,793.00	..
7	Construction of 230 tenements and 20 shops at Raoli Camp.	... 23,32,600.00	21,11,300

Serial No.	Name of the work.	Estimated cost.	Expenditure booked upto 31-3-1974.
		Rs.	Rs.
<i>(b) Building other than Housing.</i>			
1	Construction of school building at Fergusson Road (Ganapatrao Kadam Marg.).	16,32,472.00	14,98,484
2	Construction of school building in J. J. Hospital Compound.	11,81,962.00	1,23,875
3	Remodelling of Babu Genu Market at Dockyard Road.	8,32,941.00	80,819
4	Additions and alterations on 2nd floor of Chhatrapati Shivaji Maharaj Market.	2,30,496.00	5,888
5	Construction of additional 5th floor over G. T. B. Hospital.	9,00,008.00	1,36,245
6	Construction of maternity home at Reay Road.	15,22,769.00	9,64,600
7	Construction of 'C' Ward office Building at Chandanwad's Sonapur Lane.	14,43,910.00	7,05,126
8	Additional 3 floors over Municipal Head Office Annexe Building.	37,76,498.00	26,487
9	Construction of 2nd floor over the existing G-North Ward Office building at Woollen Mill Lane, Dadar.	8,53,252.00	5,03,192
10	Construction of building for Welfare Centre on F. P. No. 82, T. P. S. IV Mahim, near Shree Cinema Matunga.	5,62,730.00	1,56,554
11	Remodelling of Shiveji Park Maidan, Dadar.	2,18,856.00	37,019
12	Replacing of vitrum tiles by coloured glazed tiles at M. G. M. O. Swimming Pool at Dadar.	1,33,524.00	40,534
13	Construction of school building on plot No. 130-121 Sewri Wadala.	15,27,900.00	6,28,800
14	Construction of Medical College Building Phase II at L. T. M. G. Hospital.	47,56,100.00	7,82,100
15	Completing incomplete work of building No. 3, 3A and extension to building No. 1, 1A at L. T. M. G. Hospital, Sion.	12,51,100.00	5,91,700
	Total Rs.	3,10,42,501	1,09,64,857

APPENDIX No. 3

Statement showing the Road Construction works completed and those in progress in Zone-I during the year 1973-74.

A—Completed works

Serial No.	Name of the work.	Actual Expenditure.
		Rs.
<i>I.—Road Surfacing works in asphaltic concrete.</i>		
1	Resurfacing with asphalt macadam and asphaltic concrete Jegganath Ehetankar Marg from Madke Buva Chowk to Senapati Bapat Marg.	3,35,373
2	Resurfacing Erskine Road.	2,06,424
3	Rising approach to Frere Bridge near Grant Road Station.	1,18,576
	Total Rs.	6,60,373
<i>II.—Road resurfacing work in cement concrete.</i>		
		Nil
<i>III.—Construction of new roads including S. W. Drains.</i>		
1	Construction of roads in Backbay Reclamation Block III Phase I	6,87,358
2	Construction of proposed road connecting Rambhau Ehole Marg and Chiralpelli Cross Road.	1,80,440
3	Construction of private street between Chinchpokli Cross Lane and Eshu Prabhur wadi behind Old Maratha Hospital.	1,88,296
4	Proposed 300 mm. dia. 450 mm. dia. and 600 mm. dia. S. W., Drains along Dharavi Road.	1,65,420
	Total	12,21,514.00

Appendix No. 3—(Contd.)

Serial No.	Name of the work.	Actual Expenditure.
		Rs.
<i>IV.—Road Widening</i>		
A. Adding setbacks anywhere in city (Except 'D' Ward).		
1	At Maharshi Karve Road Opp. Churchgate Railway Station.	...
2	R. A. K. Road first carriageway available portion.	...
3	Dhobitalo Junction—Setback on Jagannath Shanker Seth Road, opp. Cawasji Framji Institute.	...
4	Ganpatrao Marg (Fergusson Road.)	...
5	Pasta Lane.	...
		4,48,255
B. Adding setbacks in D/Ward.		
1	Khotachiwadi Cirgaum.	...
2	L. D. Ruparel Marg Opp. Manek Building.	...
3	Dr. N. A. Purandare Marg.	...
4	B. G. Kher Road opp. Wireless Station.	...
5	40' road off. G Deshmukh Marg.	...
6	Nepean Sea Road Opp. State Bank of India.	...
7	Nepean Sea Road Opp. Bank of Baroda.	...
8	Bhulabhai Desai Road near BEST Receiving Station.	...
9	B.—Petit Road at Parsi General Hospital.	...
		5,26,420
Total		9,74,685
Grand Total		28,56,572

B.—Works in Progress

Serial No.	Name of the work	Estimated cost	Expenditure booked upto 31-3-1974
		Rs.	Rs.
<i>I.—Road Resurfacing works in Asphaltic Concrete</i>			
(1)	Resurfacing Jagannath Shanker Seth Road from Raja Ram Mohan Roy Marg to Vasudeo Balwant Chowk	4,20,062	3,35,372
(2)	Resurfacing roads in T. P. Scheme Mandvi	11,33,198	5,16,590
(3)	Resurfacing Babasaheb Jayakar Marg	3,25,009	2,17,329
(4)	Resurfacing Southern approach to Mahalaxmi Bridge	2,71,956	2,40,481
(5)	Resurfacing Dharavi Road from W. I. Tannesier to 200' Road	1,91,543	1,93,850
(6)	Resurfacing junction anywhere in city	8,42,880	4,27,028
(7)	Resurfacing Sane Guruji Road from Gadge Maharaj Chowk to N. M. Joshi Marg	5,99,315	4,50,373
(8)	Resurfacing N. C. Kelkar Road from Gokhale Road (North) to Hanuman Temple	7,78,915	1,53,616
(9)	Resurfacing Rambhau Bhogle Marg from Tank Bunder Road to Reay Road	5,93,810	2,05,412
(10)	Resurfacing and widening Sewri Cross Road from Ghyaneshwar High School to 50' Cross Road including laying of S. W. Drains	5,14,778	4,14,261
(11)	Resurfacing and widening Sewri Koliwada Road between level Crossing and Sewri Fort Road	4,27,895	1,11,987
(12)	Resurfacing and widening 30.48 M. wide Zakeria Bunder Road from junction of Sewri Road to junction of Sewri Station Road	17,11,205	4,21,575
Total		78,10,566	36,87,874
<i>II.—Road surfacing work in cement concrete</i>		Nil.	
<i>III.—Construction of New Roads—</i>			
(1)	Construction of private Street in Tokersi Jiwraj Adda in cement concrete	3,13,413	63,300
(2)	Construction of 18.3 M. (60') Road from Estrella Battery junction to Dharavi Road	11,52,513	1,27,262
(3)	Construction of 18.28 M. wide Dharavi Road from its junction with Agra Road to its junction with 200' wide road including laying of S. W. Drain	9,72,552	5,14,463
(4)	Improving passage of Durgah Street from Swatantra Veer Savarkar Marg to Fort Street Malum	80,322	12,075

APPENDIX No. 5

Statement showing drainage construction works completed and works in progress in Zone I during the year 9 73-74.

A.—Works Completed

Serial No.	Name of the work.	Actual Expenditure.
		Rs.
1	Desilting of 525 mm., 750 mm., 1050 mm. 1200 mm. and 1.40 M. × 2.13 M. Ovoid sewer in Mahim Dharavi and Sion areas.	6,15,007
2	Providing additional treatment units to treat 22.5 million litres per day sewage flow at Dadar Purification Works.	6,38,919
3	—Do.— at Dadar Purification Works.	2,78,650
4	Proposed 800 mm. dia. pipe sewer and 450,600, 800 mm. dia. S. W. drain along Dharavi Road.	92,986
5	Repairs to existing digestion tank at Dharavi Purification Works, Sion.	69,639
6	Construction of additional manholes in F and G Wards.	2,63,149
7	Conversion of remaining basket privies into fullflushing water closets in F and G Wards.	2,67,938
8	The remaining work of providing and laying 230 mm., 300 mm. dia. pipe and 450 mm. dhapa drain along Anton Hill Area Part-I.	1,49,030
9	Proposed 230 mm., 200 mm., 400 mm., dia. pipe sewer in Stage III and 500 mm. dia. pipe sewer in Stage II of Sion Sewerage Scheme for the area on south of V. N. Purav Marg on sides of Eastern Express Highway, Sion.	3,09,976
10	—Do.— in Stage IV of Sion Sewerage Scheme.	22,836
11	—Do.— in Stage I of Sion Sewerage Scheme.	5,37,033
12	Construction of double barrelled S. W. Drain 2.81 M. × 1.52 M. having an outfall at Timber Pond at Sewri.	6,23,322
13	Construction of 1.90 M. × 1.52 M. double barrelled drain and 2.29 M. × 1.52 M. single barrelled dhapa drain along Jackie's Bunder Road (Part 'B' 'C').	4,91,234
14	Construction of double barrelled dhapa drain (2.43 M. × 1.52 M.) along Jackie's Bunder Road, (Portion B 'B').	12,95,130
15	Proposed 600mm. and 800 mm. dia. pipe sewer along Bhagwanlal Indrajit Road, North of Banganga.	1,21,041
16	Proposed 230 mm., 300 mm., 350 mm. pipe sewer, 300 mm., 500 mm., 800 mm., dia. S. W. Drain along Private Street off Tokersey Jivraj Road.	2,25,226
17	Improvement of common house gullies in A Ward and B Ward.	5,32,323
18	Improvement of common house gullies in C Ward.	5,22,285
19	—Do.— in F and G Wards.	1,79,136
	Total Rs.	72,34,860

B.—Works in progress

Serial No.	Name of the work.	Estimated cost	Expenditure booked upto 31-3-1974.
		Rs.	Rs.
1	Providing gunite treatment to the out fall at Dr. A. B. Road Pumping Station including other allied works at Worli.	10,78,173	6,59,039
2	Proposed 800 mm. dia. pipe sewer from Princess Dock Ejector to the proposed pumping station at Church Street—Part-II.	20,71,199	8,79,042
3	Improvement of common house gullies in 'E' Ward.	5,69,747	3,85,018
4	Proposed 600 mm. × 600 mm. dhapa drain and 450 mm. dia. pipe drain at Modi Compound off Tank Bunder Road.	74,967	6,840

APPENDIX No. 5—(Concl'd.)

Serial No.	Name of the work.	Estimated cost.	Expenditure booked upto 31-3-1974.
		Rs.	Rs.
5	Repairs to the (i) collapsed portion of treble barralled storm water drain at Tulsi Wadi, Tardeo (ii) Ovoid sewers at the junction of Maulana Shaukatali Road and Sukhalaji Street (iii) collapsed S. W. Drain at Alibhai Premji Marg (iv) collapsed drain at Sant Savta Marg etc. ...	11,91,978	2,67,129
6	Desilting of main sewer along Maulana Azad Road. ...	37,342	...
7	Laying 500 mm. dia. pipe sewer (Part 'A') and 2030 mm. x 1525 mm. S. W. drain (Part 'B') in part at H portion of Salt Pan Land, Wadala. ...	6,01,410	49,936
8	Proposed 11.57 M. x 3.55 M. open drainage channel from Matunga Labour Camp to Dharavi. ...	31,14,915	18,96,326
9	Construction of culverts across 18.29 M. wide Dharavi Road and 13.40 M. Jasmine Mill Road Dharavi. ...	8,55,990	1,83,097
10	Proposed 700 mm. dia. S. W. Drain along proposed 18.29 M. road at Dharavi. ...	1,67,019	21,087
11	Supplying and fixing the prestressed gully gratings with or without runners in lieu of existing water entrance gratings in A, B, C and D Wards. ...	5,19,148	1,12,817
12	—Do.— in E, F and G. Wards. ...	5,35,542	...
13	Construction of a common pumping station in lieu of Church street and Princess Dock Ejector at Dockyard Road. ...	20,08,615	2,08,838
	Total Rs. ...	1,28,26,045	46,69,149

APPENDIX No 6

Statement showing details of the work of cleansing of Main sewers in Zone—I during the year 1973-74.

Month.	Length of Main sewers cleaned in R.Mctres	Salt Removed in Cubic Metres.
April 1973	1256.08	253.26
October 1973	...	174.97
November 1973	1250.00	604.10
December 1973	1748.03	524.72
January 1974	439.22	520.66
February 1974.	554.74	453.74
March 1974	712.01	658.00
	5960.08	3189.45

APPENDIX No. 7

Statement showing the performance of colaba Purification Plant during 1973-74.

Month	Total sewage pumped in M. Litres	Sewage treated in M. Litres	Grit removed in Cu. Metre Plant & Pumping	Screening in Cu. Metre	K. W. H.		Gas generated in Cu. Metre average	Sludge to digestion Tank in Litres	Digested sludge removed in Litres	
					Plant	Pumping				
1	2	3	4	5	6	7	8	9	10	
March 1973	194.49	147.15	11.3	4.8	15,850	29,650	7,887	50,22,000	...	
April 1973	240.66	136.84	12.2	4.6	14,530	22,900	7,614	48,60,000	...	
May 1973	211.23	122.98	9.6	3.9	13,240	21,010	7,887	50,22,000	...	
June 1973	341.56	90.81	5.8	2.8	13,580	29,940	7,614	48,60,000	...	
July 1973	426.04	103.99	5.5	2.7	12,340	38,220	7,887	50,22,000	...	
August 1973	325.00	73.30	5.3	2.9	16,030	40,740	7,887	50,22,000	...	
Sept. 1973	453.42	108.94	3.9	2.3	14,380	42,900	76,14	48,60,000	...	} Flow Recorder unit was under repairs.
Oct. 1973	373.49	111.28	2.9	2.1	17,360	34,240	7,887	50,22,000	...	
Nov. 1973	321.11	111.28	1.9	2.5	16,560	29,150	7,887	48,60,000	...	
Dec. 1973	326.54	75.42	3.8	2.8	18,440	33,500	7,887	50,22,000	...	
Jan. 1974	298.96	77.58	4.2	3.0	12,640	28,500	7,887	50,22,000	...	
Feb. 1974	190.05	101.09	3.6	2.9	17,530	27,950	7,887	46,98,000	...	
Total	3702.55	1260.66	7.00	473	1,82,480	3,74,100	93,825	5,92,94,000	...	
Average	308.54	105.05	5.8	3.9	15,206	31,185	7,818	49,41,166	...	

APPENDIX No. 8

Statement showing the performance of Sewage Pumping Stations in the City in the charge of E.E. Mechanical (N & P), during the year 1973-74.

Name of Pumping Station	Installed capacity in liters/Sec.	Average of minimum level during the year Metre	Average level during the year Meters	Total Sewage Qty. pumped during the year M. Lt.	Average sewage quantity pumped per day M. Lt.	Elect. energy consumed during the year KWH	Cost of electrical energy consumed during the year	Cost of operative staff during the year	Cost of repairs & Maintenance during the year	Cost of over-head charges	Total cost of operating maintaining the stn. during the year	Cost per milliliter of sewage pumped
							Rs.	Rs.	Rs.	Rs.	Rs.	
Dharavi Purification Plant ...	2353.5	4.48	5.36	40,603	111.24	11,24,430	1,57,013	21,950	39,590	11,032	2,29,585	5.654
Dadar Purification Work ...	386.80	0.8	2.6	10790.53 M. Lt.	29.55 M.L.D.	325,340 K.W.H.	38,076	21,336	18,860	7,827	86,099	7.96

APPENDIX No. 9

Statement showing the Gas utilisation at Dadar Purification Works during the year 1973-74.

Serial No.	Type of consumption.	Gas consumption in Cu. M.	Rate /Cu. M. in Rs.	Cost of gas	Meter rental in Rs.	
1	Municipal Hospital & staff. ...	786638.75	0.15	118114.70	2974.10	
2	Other domestic ...	166153.00	0.19	31671.54	5358.40	
3	Commercial. ...	335142.40	0.2250	075494.95	1247.00	
		1287934.15		225311.19	9579.50	
		Total of (5 + 6) Rs. 2,34,890.69.				

APPENDIX No. 10

Statement of the Analytical data at Dadar Purification Works for the year 1973-74.

1	Sewage Treated.	... 22513.20 M. L.
2	Grit removed.	... 2704.59 Cu. M.
3	Screening removed.	... 421.59 M. ³
4	Sludge to digestion tank.	... 197.92 M. L.
5	Dry matter added to dig. tank.	... 8755245.5 Kgs.
6	Volatile matter added to dig tank.	... 5445059 Kgs.
7	Digested sludge removed.	... 5,44,800 Litre.
8	Total gas generated.	... 175.6 × 3 10 ⁶ M ³ .
9	Gas/Gals. of sludge added.	... 1.42 C. Ft./gal or 0.885 × 10 ⁶ M ³ /Litres.
10	Gas/Lb of volatile matter added.	... 5.09 Cft. φ or 0.323 M ³ /Kg.
11	Gas/10,00,000 gals. of sewage treated	... 12510 Cft./m. g. or 79.9 M ³ /M. L.
12	Total electric consumption (excluding pumping station).	... 1319560 KWH.
13	Gas/Lb. of dry matter added	... 3.22 cft./lb. or 0.20 M ³ /Kg.
14	H. P. required/M. G. D. of sewage treated/Hr.	... 14.78
15	Total expenditure (including pg. stn. and gas service etc.)	
	(a) Cost of electric energy consumed	... 2,02,186.28
	(b) Salaries and wages	... 4,47,304.00
	(c) Materials supplied (including laboratory)	... 77,547.00
	(d) Work carried out through external agencies.	... 1,12,280.00
	(e) Miscellaneous expenditure	...
	(Postage and conveyance D. P. W. Inspection Licence Telephone)	... 3767.00
	KWH for plant and pumping	... 1645000 KWH.
	KWH for pumping station	... 325440 KWH.

APPENDIX No. 11

Analytical Data and average in respect of the Laboratory at Dadar Purification Works for the year 1973-74

	Sewage.		Final Effluent.		
	Old Plant	Ext. Plant.	Act. Sludge.	Filter : I	Filter II & III.
1 Four hours oxygen absorption.....	114.0 ppm	58.5 ppm	13.9 ppm	29.2 ppm	...
2 Suspended Solid.	490.0 ppm	197.0 ppm	10.0 ppm	47.02 ppm	...
3 Dissolved oxygen.	4.4	0.7	...
4 B. O. D. at 20 c in 5 days.	378.0	219.0	6.0	50.9	...

APPENDIX No. 12

Analytical data in respect of Dharavi Purification Plant during the year 1973-74.

1 Total sewage flow pumped.	... 40603 Million litres..
2 Grit removed.	... 572.5 Cu. M.
3 Screenings removed.	... 598.54 Cu. M.
4 Sludge to digestion tank.	... 94312350 Litres.
5 Digested sludge on bed.	... Nil.
6 Digested sludge to S. W. D.	... 1563875 Litres.
7 Total digested sludge removed	... 1563875 Litres.
8 Total electrical energy consumption.	... 1237520 KWH.
9 Cost of electrical energy.	... Rs. 172922.89
10 Gas used as gaseous fuel	... 220208.7 Cu. M.
11 Revenue obtained from sale of sludge gas.	... Rs. 40299.69
12 Sludge manure sold during the year.	... Nil.
13 Revenue realised from sale of manure	... Nil.
14 Total revenue realised (11 + 13).	... Rs. 40299.69

APPENDIX No. 13

Statement showing the details of working of pumping and compressor stations in the City in the charge of E. E. Mechanical (South) during 1973-74.

Serial No.	Name of the Pumping or Compressor Station.	Installed capacity in L. P. M. or Cu. Mtr. (Min.)	Total quantity as sewage pumped in million Litres or air Compressed C. M. during the year.	Average quantity as sewage pumped in M. Litres or air compressed Cu. Mtr. per day.	Electrical energy consumed during the year in K. W. H.	Cost of Electrical Energy consumed during the year in Rs.	Remarks.
1	2	3	4	5	6	7	8
1	Matunga.	75040	16781.109	45.976	901900	1,26,844.69	
2	Wadala.	53630	8716.461	23.886	537760	1,03,079.57	
3	Mahim.	44620	12711.054	34.537	415191	67,466.56	
4	Tulsipipe.	48920	4819.263	13.213	171280	98,697.18	
5	Chinchpokli.	39480	1054.689	2.884	62970	18,746.21	
6	Nepean Sea Road.	27900	2425.194	6.642	133617	38,133.40	
7	Saltpan	54600	1543.538	4.223	96829	15,641.04	
8	Globe Mill Passage.	63200	6772.697	18.594	211250	42,052.37	
9	St. Gadge M. Chowk.	76200	16891.967	44.591	387710	63,187.71	
10	Harvey Road	12540	1307.750	3.536	80971	11,983.43	
11	Sion.	6810	899.056	2.453	98440	14,378.20	
12	Duncan Causeway.	15180	271.216	0.7431	19020	3,837.63	
13	Tank Bunder.	4540	324.723	0.890	40175	7,765.01	
14	Victoria Garden A. C.	102	17468640 C.M.	47874 C. M.	662100	77,650.07	
15	Carrol Road A. C.	24	79157 ,,	216.9 C.M.	77294	27,120.97	

APPENDIX No. I4

Summary of works carried out by Asphalt Plant during the year 1973-74.

Serial No.	Mode of Repair.	Area in metres.	Amount.
			Rs.
1	Repair with 3" sheet Asphalt.	...	548 72127.75
2	Repairs with Binder, semi-dense etc.	...	46,369 627582.90
3	Asphalt Roads repair with chip coat, G. coat etc.	...	62,916 522644.40
4	Bitumenous Rds. repaired with chip coat, G. coat, etc.	...	51,833 305932.60
5	Seal Coat laid footpath.	...	4,832 28818.25
6	Miscellaneous works carried out.	...	3,969 23449.95
7	Trenches repaired.	...	2,113 11504.45
8	Cracks filled on different road. 480.59
9	Undulation and humps removed on different Roads. 2513.23
10	Potholes repaired.	...	19,950 28664.46
		1,92,530	1623718.58

APPENDIX No. 15

Statement showing the details of Asphalt Plant Production during the year 1973-74

Month	Main Plant							Pegson Plant					Working days		
	Semidense	Binder	Surface	Chip-cost	Grit-Cost	Sealcoat	Premix 1"	Premix 1/2"	Total 1"	Chip coat 1"	Premix 1/2"	Total			
March 1973	...	1,22,120	4,93,300	1,41,030	2,08,800	3,71,300	58,760	...	12,860	14,08,170	25
April 1973	...	10,250	2,24,720	3,10,560	6,39,020	1,97,070	8,230	13,89,650	24
May 1973	5,44,100	7,84,960	83,090	3,570	12,420	14,28,140	23
June 1973	3,35,730	36,700	...	23,800	...	17,020	39,780	4,53,030	1,22,690	9,340	2,71,400	4,03,430	26
July 1973	4,260	2,33,090	7,44,000	9,81,350	26
August 1973	2,19,360	5,83,900	8,03,260	24
September 1973	4,38,870	5,51,220	9,90,090	25
October 1973	27,440	6,630	5,13,910	20,500	5,68,480	1,76,270	...	1,10,120	2,86,390	23
November 1973	53,630	7,87,960	3,95,450	14,590	7,270	...	21,910	12,80,810	26
December 1973	...	4,34,280	87,750	1,52,110	4,05,020	38,660	33,560	...	8,150	11,59,530	24
January 1974	...	93,430	7,64,460	78,040	3,71,190	58,020	3,440	...	17,690	13,86,270	25
February 1974	7,77,290	4,16,180	76,530	10,150	49,270	13,29,420	23
Total	...	6,60,080	33,08,420	27,14,170	26,93,010	7,17,160	1,03,030	17,020	1,90,810	1,04,03,700	3,03,220	9,00,660	22,60,640	34,64,520	294
Main Plant Kg.	1,04,03,700		Working =		294										
Pegson Plant Kg.	...		34,64,520		Non working days ;		71								
	<u>1,38,68,220</u>														

APPENDIX No. 16

Statement showing the rubble crushed and metal production during the year 1973-74.

Month	Rubble Crushed in cft.	1½" metal in cft.	1" metal in cft.	½" metal in cft.	Grit & dust in cft.
March 1973 ...	43500	30450	2175	6525	4350
April 1973 ...	35200	17600	3520	7040	7040
May 1973 ...	40500	28420	2030	6090	4060
June 1973 ...	35600	26700	1780	3560	3560
July 1973 ...	48100	31265	7215	4810	4810
August 1973 ...	47100	28260	7065	4710	7065
September 1973...	47500	33250	4750	4750	4750
October 1973 ...	27500	16500	4125	4125	2750
November 1973 ...	27900	16740	4185	4185	2790
December 1973 ...	35900	17950	7180	5385	5385
January 1974 ...	32400	19440	6480	3240	3240
February 1974 ...	32400	16200	8100	4860	3240
Total	453700	282775	58605	59280	53040

APPENDIX No. 17

The sites at which Automatic Traffic Signals were installed during 1973-74

- (1) Lady Jagmohan Marg Road junction Bhulabhai Dessi Road.
- (2) Babulnath Road junction N. S. Datkar Marg.
- (3) Mahatma Gandhi Road near Bombay Gymkhana.
- (4) Gokhale Road junction Sayani Road.
- (5) Flashing Beacons at 7 places at Malbar Hill.
- (6) Mahatma Gandhi Road near Hutatma Chowk.

APPENDIX No. 18

The Roads on which regular lines were prescribed under Section 297(i)(a) and 297(i)(b) during the year 1973-74

Serial No.	Name of the Road
(1)	Tokarsi Jivraj Road between Acharya Donda Marg and Golanaji Hill Road. ...
(2)	Swatantraya Veer Savarkar Marg between Sitaladevi Temple Road, and T. B. Hospital.
(3)	Passage off Laxmibai Jagmohandas Marg to Rugta House. ...
(4)	Barkatali Daigha Marg at Wadala. ...
(5)	Road between Sussex Road and Ghorapdeo Cross Lane. ...
(6)	Extension of Senapati Bapat Marg between Mori Road and Turner Road. ...
(7)	Sheikh Mishri Road near Indian Oil Co. ...

APPENDIX No. 19

List of Private Streets in which works have been completed.

- (1) Private Street off Dr. S. S. Rao Road. (Government Gate Road) Leading to Rajkamal Kala, Mandir.
- (2) Private Street between Clunchpokli Cross Lane and Dhaku Prabuchi Wadi near Pallanji Chawl
- (3) Private Street between Kakadwadi and Vithalbhai Patel Road.
- (4) Private Street Off Bhulabhai Desai Road leading to Dhakaleswar Temple.
- (5) Private Street by the South side of Kaiser I Hind Mill of Rambhau Bhogale Marg.

APPENDIX No. 20

The Improvement Works of Private Streets which were in progress.

- (1) Private Street in Colaba Land Mill Scheme 'C' Portion E-F near Strand Cinema Off Arthur Bunder Road.
- (2) Private Streets in Tokersey Jivraj Wadi Off Tokersey Jivraj Road Portions H-I-J, I-K and N-K-L.
- (3) Private Streets known as Khambatta Lanes near Victoria Garden Post Office Off Dr. Babasaheb Ambedkar Road.

APPENDIX No. 21

The Private Streets in which the action under Section 305 was taken.

- (1) Private streets known as (1) Tatal Road No. 1 & (2) Tata Road No. 2 in Swadeshi Mill Estate between Mama Parminand Road, Jagannath Shankar Shet Road and Raja Ram Mohan Roy Road. The prosecutions were launched for non compliance of Municipal requisition. As the work of improvement was carried out by the owners, the accused were admonished and discharged.
- (2) Private Street in Bhardi Wadi between Shivdas Champshi Road (Mazgaon Road) and Belvedar Road. Prosecution under Section 471 pending in P. M.'s Court, Mazgaon.

APPENDIX No. 22

Statement showing the number of the tenements constructed by private parties during the year 1973-74.

Ward	No. of one room tenements	No. of two rooms tenements	No. of block	Total
A	Nil.	Nil.	30	30
B	Nil.	Nil.	Nil.	Nil.
C	Nil.	Nil.	Nil.	Nil.
D	2	5	388	395
E	Nil.	2	38	40
F/S	Nil.	Nil.	219	219
F/N	1	8	75	84
G/S	Nil.	36	407	443
G/N	9	30	114	153

APPENDIX NO. 23.

Detailed report of Total out-put of Municipal Foundry and revised rates for castings for the year 1973-74.

Serial No.	Type of Castings.	Nos.	Weight in Kg.	Rate	Per	Amount	Remarks.
1	C. I. Movable frames and covers complete	1250	306250	Rs. 220.00	Each	Rs. 2,75,000.00	
2	C. I. O.P. Boxes.	4	135	35.00	"	140.00	
3	C. I. S. T. Large Boxes.	26	390	20.00	"	520.00	
4	C. I. Round Boxes.	5	90	20.00	"	100.00	
5	C. I. gas boxes.	7	133	2.50	Kg.	337.50	
6	C. I. gratings 20" x 19" x 2 1/2"	9	612	2.50	Kg.	1,530.00	
7	Do. 19 1/2" x 18" x 2"	4	200	2.50	Kg.	500.00	
8	Do. 19" x 19" x 2"	6	300	2.50	Kg.	750.00	
9	Do. 18 1/2" x 18 1/2" x 2"	5	260	2.50	Kg.	650.00	
10	Do. 18 1/2" x 18" x 2"	5	230	2.50	Kg.	575.00	
11	Do. 8" x 8" x 1/2"	25	60	5.00	Each	125.00	
12	Do. 6" x 6" x 1/2"	200	240	4.00	"	800.00	
13	Do. 5" dia.	40	16	2.50	"	100.00	
14	C. I. Machinable castings.	Lot	27000	2.50	"	77,500.00	
15	C. I. Non-machinable castings.	Lot	1000	1.50	"	1,500.00	
16	C. I. Wheel 6" x 2"	33	165	2.50	"	312.50	
17	C. I. dhapa frames	12	350	2.50	"	875.00	
18	C. I. Clerk chairs K. D. Railway.	23	600	2.50	"	1,500.00	
19	C. I. steps.	500	3000	5.00	Each	2,500.00	
Non-ferrous							
20	Gun-metal casting 88-10-2	Lot	600	30.00	Kg.	18,000.00	
21	Gun-metal casting 87-7-3-3.	Lot	1900	28.00	Kg.	53,200.00	
22	Brass Casting.	Lot	400	18.00	Kg.	7,200.00	
23	Copper casting.	Lot	40	20.00	Kg.	800.00	
24	Alluminium Casting.	Lot	50	14.00	Kg.	700.00	
25	Alluminium House No. plate.	578	80	6.00	Each	3,468.00	
26	Filling white metal bearing.	12	...	75.00	Each	900.00	
Total						4,43,583.00	

APPENDIX No. 24

Statement showing the details of works carried out by electrical planning and design (City) Section during 1973-74.

Item	Description	No. of estimates prepared	Amount	No. of contracts awarded		Amount	
				Electrical	Civil	Electrical	Civil
			Rs.			Rs.	Rs.
(1)	Schools	2	1,07,758.00
(2)	Housing	2	4,54,408.00	1	2	3,33,440.00	1,24,953.00
(3)	Lifts	4	3,26,000.00
(4)	Hospitals, Dispensaries, Nurses Quarters, etc.	9	3,30,442.00	...	3	...	1,02,583.00
(5)	Markets	5	3,57,707.00	4	...	1,01,268.00	...
(5)	Head Office & Ward Offices	1	8,50,000.00	1	...	8,50,000.00	...
(7)	Miscellaneous	2	3,845.00	...	1	...	3,147.00
		25	24,30,160.00	6	6	12,84,708.00	2,30,683.00

APPENDIX No. 25

Statement showing the details of works carried out by the Building Construction (Electrical Section) Zone I during 1973-74.

Serial No.	Description of the work	No. of works completed	Actual expenditure	No. of works in progress	Expenditure upto 31-3-1974
			Rs.		Rs.
1 (A)	Electrification of and providing electrically driven water pumping sets at :—				
(a)	Residential Buildings	2	83,100.00	2	Not booked.
(b)	Schools	3	82,481.00	...	Do.
(c)	Offices	1	16,464.00
(d)	Hospitals	1	10,000.00	1	70,000.00
(e)	Maternity Home	1	20,000.00
(f)	Welfare Centre	1	13,094.00
2 (B)	Supply and installation of electric lifts at residential buildings, hospitals, offices, etc.	5	4,16,948.00
		7	1,88,675.00	10	5,23,412.00

APPENDIX No. 28

Statement showing the details of work carried out by Electrical Section (Plant and Machinery) during the year 1973-74.

Sr. No.	Nature of work.	No. of work orders received.	No. of Estimates prepared.	Total cost of estimates	No. of works executed departmentally.	Total cost	No. of works executed by contracts		Total cost		Misc. purchase & Repairs.	Total cost
							Work completed.	work in progress.	Works completed	works in progress.		
				Rs.		Rs.			Rs.	Rs.		Rs.
1	Providing electrical wiring installations, electrical connections, for power, lighting Rewiring, etc.	511	16	3,42,805	469	1,25,395	22	...	1,59,974
2	Supply and installations of Water Pumping Sets	...	4	49,132	3	...	12,404
3	Supply and installation of lifts, inter-comunits, Geysers, capacitors Kitchen Equipments, etc.	...	27	52,240	6	...	24,367
4	Supply and installation of Ceiling, Table, Exhaust and Pedestal Fans, Air-circulators etc.	8	8	48,009	8	48,009	7	2	11,006	9,905
5	Supply and installation of Fluorescent fittings, Duo-flux Fittings, Gate Lights Flood Lights etc.	15	...	23,219	...	7	10,798
6	Purchase of cables and wires and other electrical accessories.	14	46	...	64,764	...	14	10,132
7	Supply of Busbars, Electric Motors, M. S. Boxes, Conduit Pipes, Switch fuses, Starters etc.	17	21	...	37,036	...	17	2,895
8	Repairs, rewiring of electrical Motors, Pumps, Repairs to ceiling Fans, Starters, Switchfuse and other electrical appliances and machines.	408	295	62,800	23	1	41,531	6,820	77	91,232
9	Servicing and maintenance and repairs of electric lifts and Inter-cum-Units.	23	4	49,934	14,747
		958	55	4,92,186	772	2,36,204	166	7	4,24,235	31,472	115	1,15,057

APPENDIX No. 27

Statement showing the details of works carried out by Electrical Section—Ward Maintenance during the year 1973-74.

Serial No.	Type of Buildings.	NO. AND TYPE OF ESTIMATES.				Total cost of the Estimates	WORKS EXECUTED BY CONTRACTS								Total cost		
		Electrification works.	Providing Water Pumping Sets.	Providing Electric Fans, Fittings, Clocks, etc.	Providing Sound Systems.		Electrification works.		Providing Pumping sets, Starters etc.		Providing Electric Fans, Fittings, Clocks etc.		Providing Sound Systems.		Completed	In progress.	
							Completed.	In progress.	Completed.	In Progress	Completed.	In progress.	Completed.	In progress.			
					Rs.										Rs.	Rs.	
1	Chawls, Staff Quarters and Labour Camps	...	33	6	1	...	12,27,862	19	3	19	1	4	21,27,53	27,87,28
2	Schools	...	10	4	9	3	1,89,906	4	1	3	...	5	...	3	...	68,831	41,48
3	Markets and Industrial Estates.	...	18	2,60,102	3	...	1	...	2	37,886	...
4	Office Buildings, M. C. and Mayor's Bungalow	...	10	...	3	...	27,503	6	1	2	32,516	9,98
5	Maternity Homes, Dispensaries and Clinics	...	2	1	24,574	2	3	14,214	...
6	Cemeteries	1	1,395	...
7	Fire Brigade Stations	3	16,994	3	12,007	...
8	Birla Kreedra Kendra Welfare Centre, Gymnasium, etc.	...	9	...	1	...	1,56,184	7	16	...	1	...	67,207	...
9	Gardens and Fountains	...	19	9	7,10,007	18	3	12	...	5	27,16,72	60,900
10	P. S. Cs.	...	17	32,741	4	1	2,669	1,680
11	Refuse Sidings, Dumping Grounds, Dhobi Ghat, Ghat, Transport Garages, Dog Kennels, Godowns, etc.	...	14	1	1,72,944	4	3	3	10,182	52,235
	Total	...	132	24	19	3	28,18,817	68	12	38	1	40	...	4	...	73,13,32	39,86,89

APPENDIX No. 28

Statement showing the details of works carried out by Electrical Refrigeration Section (City) during the year 1973-74.

Nature of proposal	No. of estimates prepared	Amount	No. of contracts awarded	Amount	No. of works completed	Total expenditure	No. of works in progress	Expenditure upto 31-3-1974	
		Rs.		Rs.		Rs.		Rs.	
(A) Loan Works									
Supply and installation of—									
(a) Central air conditioning plants.	}								
(b) Packaged air conditioning Plants.		6	16,41,809	4	6,27,341	5	10,41,402	4	86,578
(c) Mortuary Plants.									
(B) Revenue Works									
(1) Supply and installation of—									
(a) Window Model A. C. Units.	...	5	2,72,968	5	2,52,748	5	2,52,748
(b) Condensing Units.	...	2	58,130	1	31,400	1	31,400
(2) Repairs Works.	32	38,940	...	38,940
(3) Maintenance Servicing.	11	12,644	11	12,644
Total	...	13	19,72,967	53	9,63,073	54	13,77,134	4	86,578

APPENDIX No. 29

Deonar Abattoir

(A) Statement showing works completed during the year 1973-74.

Serial No.	Name of the work	Actual cost
		Rs.
(1)	Construction of loading and unloading platform and ante-mortem inspection pens at Deonar Slaughter House (Cattle-side).	... 2,52,045.29
(2)	Construction of Sheep and Cattle Market Sheds at Deonar Slaughter House, Phase-II...	12,88,410.29
(3)	Construction of roof-over all the four Live-stock Market sheds at Deonar Slaughter House.	... 15,04,500.00
(4)	Supply of lighting fitting for Deonar Slaughter House-Phase-II.	... 1,21,000.00

(B) Statement showing works in progress during the year 1973-74.

Serial No.	Name of the work	Contract allotment	Expenditure booked upto 31-3-1974
		Rs.	Rs.
(1)	Construction of administration building at Deonar Slaughter House...	7,17,500.00	5,90,678.00
(2)	Construction of Rest Rooms for Live-stock Merchants at Deonar Slaughter House.	... 7,43,271.86	2,88,212.15
(3)	Construction of remaining four Live-stock Market Sheds at Deonar Slaughter House.	... 33,79,558.25	5,78,945.00

APPENDIX No. 30

Statement showing the Works of Building Construction in progress and those completed in Zone II and III area (H.K. P. & R and L. M. N & T Wards) during the year 1973-74.

A.—Works completed

Serial No.	Name of the work.	Actual Expenditure.
ZONE—II Area.		Rs.
(a) Housing.		
Nil.		
(b) Building other than Housing.		
1	Construction of a School Building at Tata Compound, Andheri.	... 7,28,335.00
2	Construction of a School Building at Chinwala Land Off S.V Road, Kandivali (West).	13,55,275.00
3	Extension and addition to the existing School Building at Dattapada Road, Borivali (East).	... 4,55,793.00
4	Construction of School Building at S. No. 145 Marol Village Andheri (East).	... 7,91,622.00
5	Extension of Municipal School Building at Old Nagardas Road, Andheri (East).	... 3,21,929.00
6	Extension to the School Building at Squatter's Colony, Jogeshwari (East).	... 6,37,522.00
7	Extension to the existing School Building at Danda, Khar.	... 4,25,591.00
8	Addition to the existing School Building at Siddharth Nagar, Goregaon, (West).	... 3,85,454.00
9	Addition to the existing School Building at Motilal Nagar, Goregaon (West).	... 3,75,036.00
10	Construction of School Building on F. P. No. 32, T. P. S. I. Malad (East).	... 18,40,726.00
11	Extension to the existing School Building at Akudli Road, Kandivali (East).	... 4,84,868.00
12	Extension to the existing School Building at Ranchhoddas Road, Dahisar (West).	... 2,85,676.00
13	Additional floor over the existing Dispensary at L. T. Road, Dahisar (West).	... 1,07,563.00
	Total	... 81,95,440.00
ZONE—III Area.		
14	Construction of 4 buildings 36 tenements each one substation suction tank, pump room including Electric & Pumping arrangement Part I at Deonar Colony.	... 12,61,450.00
15	Construction of 7 buildings of 36 tenements each at Deonar Colony, including Electric and Pumping arrangement Part II.	... 20,04,670.00
16	Construction of School building at Bail Bazar Kurla (including Electric & Pumping arrangement).	... 6,42,770.00
17	Extension to the Municipal Marathi School at Magan Nathuram Road, Kurla including electrification and pumping arrangement.	... 5,64,900.00
18	Providing pile foundation for school building at Nehru Nagar, Kurla.	... 2,47,850.00
19	Construction of additional suction tank of 8,17,000 litre capacity at Park Site Municipal Colony Vikhroli.	... 1,59,950.00
20	Extension to the existing 'N' Ward Office Building at Jawahar Road, Ghatkopar.	... 9,33,690.00
21	Extension to the existing school building at Maneklal Mehta Estate Ghatkopar (including Electrification and Pumping arrangement).	... 6,08,500.00
22	Pile foundation for school building at Pent Nagar, Ghatkopar.	... 1,42,900.00
23	Construction of temporary market at Hirachand Desai Road, Ghatkopar.	... 2,53,700.00
24	Water proofing the terrace of multy storyed building at Park Site, Vikhroli.	... 75,670.00
25	Pile foundation for school building at Kannamawar Nagar, Vikhroli.	... 2,20,200.00
	Total Rs.	... 71,16,220.00

APPENDIX No. 30—(Contd.)

B.—Works in progress

Serial No.	Name of the work.	Estimated cost.	Expenditure booked upto 31-3-1974
		Rs.	Rs.
(a) Housing.			
1	Construction of 16 tenements at Shradhanand Road, Vileparle (East)...	1,94,465	13,573.00 (Contract terminated).
2	Construction of 324 tenements and 12 shops at Powell's land, Kandivali (West).	37,69,073	7,72,644.00
3	Construction of quarters for Medical staff at Bhagwati Hospital, Borivali (West).	14,80,325	9,70,501.00
4	Construction of Quarters for Medical staff and Nurses at the newly constructed Hospital at Juhu Development Scheme, Vileparle (West) (at Dr. Cooper Hospital).	46,94,802	12,24,379.00
5	Construction of 240 tenements on Powell's land, Kandivali (West).	25,38,643	5,83,181.00
6	Construction of a shopping centre at Goregaon Municipal Colony. (Mitha Nagar).	3,84,320	2,20,444.00
	Total Rs.	1,30,61,628	37,84,722.00
(b) Building other than Housing.			
1	Construction of Municipal Workshop for Municipal Transport Division at Santacruz (West).	22,85,813	11,49,526.00
2	Construction of Municipal General Hospital -cum-Maternity Home on Plot No. 34, T. P. S. III, Santacruz (East).	37,61,450	2,84,523.00
3	Construction of Municipal Market on Plot No. 42-B, 43 T. P. S. III, Vile Parle (West).	28,22,027	18,81,013.00
4	Construction of Rescue Shelter, garage and staff Quarters at Juhu Beach (work suspended).	2,77,071	68,209.00
5	Construction of Municipal Market at Mor Bunglew T. P. S. I. Vile Parle (East).	16,09,965	6,76,360.00
6	Development of the Hindu Cemetery at Jogeshwari (West).	5,57,996	1,56,184.00
7	Construction of the Maternity Home and Dispensary at Nivetia Road, Malad (East).	10,60,500	8,11,184.00
8	Construction of Maternity Home at Akurli Road, Kandivali (East).	5,00,000	3,45,674.00
9	Extension to the Bhagwati Hospital at Borivali (West).	10,67,661	5,89,207.00
10	Construction of School Building Gazdar Park, Scheme, Santacruz (West).	15,00,000	3,30,264.00
11	Pile foundation for the extension to the existing School Building at Kher Nagar, Bandra (East).	17,24,250	68,027.00
12	Development of Plot No. A-1 in the J. V. P. D. Scheme into a Garden.	3,71,027	1,44,768.00
13	Construction of a School Building at Datey's plot Malad (West).	20,00,000	4,78,544.00
14	Construction of a School Building at Plot bearing S. No. 354 near Nemani Compound, Malad (West).	16,49,293	2,48,586.00
15	Construction of the retaining wall at Goregaon (East).	9,28,054	5,65,499.00
	Total Rs.	2,21,15,107	77,97,568.00
ZONE—III AREA.			
1	Construction of 200 tenements at Match Factory Lane, Kurla.	22,99,800	50,321.00
2	Proposed expansion of Bhabha Hospital, Kurla.	6,59,500	2,70,100.00
3	Extension to the L Ward Office Bldg. at S. G. Barve Nagar, Kurla.	14,09,600	83,400.00
4	Construction of School building at Nehru Nagar, Kurla.	22,57,800	4,70,000.00

APPENDIX No. 30—(Concl.)

Serial No.	Name of the work.	Estimated cost.	Expenditure booked upto 31-3-1974.
		Rs.	Rs.
5	Construction of School building at Sahakar Nagar, Chembur. ...	9,33,300	3,18,700.00
6	Construction of a building for Welfare Centre at Barve Nagar, Ghatkoper. (Including electrification & Pumping arrangement). ...	5,84,000	3,80,000.00
7	Expansion of Seth V. C. Gandhi & M. A. Vora Municipal Gen. Hospital Rajawadi, Ghatkoper. ...	26,70,400	12,11,000.00
8	Construction of superstructure for School building at Pant Nagar, Ghatkoper (including electrification & Pumping arrangements). ...	16,65,500	4,72,700.00
9	Construction of a building for T Ward Office at Mulund (West). ...	19,28,900	10,58,400.00
10	Construction of School building at J. B. Road, Bhandup. ...	20,34,800	10,72,600.00
11	Construction of School building at P. K. Road, Mulund. ...	21,45,000	12,15,300.00
12	Construction of School building at G. V. Scheme, Mulund. ...	10,96,400	5,69,800.00
13	Expansion of Municipal General Hospital, Mulund. ...	4,55,400	2,75,760.00
14	Construction of staff Quarters at M. T. Agarwal Hospital at Mulund. ...	5,43,000	63,550.00
15	Construction of Fire Brigade Station at Mulund. ...	17,76,400	5,54,150.00
16	Construction of school building at Kanjur Village. ...	6,81,700	2,66,600.00
	Total Rs. ...	2,31,41,500	83,32,581.00

APPENDIX No. 31

Statement showing the works of Road Construction in progress and those completed in Zone II and III area in the year 1973-74.

A—Works Completed

Serial No.	Name of the work	Actual Expenditure
		Rs.
Zone II Area		
1	Construction of S. W. Drains along 14th 16th and 30th roads, T. P. S. III, Bandra. ...	2,30,168.00
2	Construction of pipe culvert across Kala Nagar Road and Katcha excavation upto bridge at Bandra Dharavi Road, Bandra. ...	2,33,907.00
3	Remaining passages in Danda pada, Village, Khar ...	1,14,055.00
4	Construction of S. W. Drains at 1st and 2nd road, Khar. ...	1,90,886.00
5	Construction of S. W. Drains at P. M. Road, etc. Santacruz ...	3,83,960.00
6	Guniting the existing bridges of Road Nos. 1, 5 and 10 on Irla Nalla in J. V. D. P. Scheme, Vile Parle. ...	55,836.00
7	Rebuilding remaining portion of Oshivra Bridge, Jogeshwari. ...	7,94,661.00
8	Widening of Old Nagardas Road, Andheri including S. W. Drains. ...	4,29,465.00
9	Widening of Aarey Road, Goregaon including S. W. Drains. ...	15,38,666.00
10	Construction of S. W. Drains at Motilal Nagar, Nos. 1 and 2 Goregaon. ...	3,86,595.00
11	Construction of Bridge along Walbhat Road at Goregaon. ...	2,93,086.00
12	Construction of Madh Marve Road, Malad including S. W. Drains. ...	20,33,728.00
13	Widening of Marve Road, from Madh Marve to Relief Road, Malad. ...	7,53,012.00
14	Widening of Daftary Road, Malad including S. W. Drains. ...	4,33,951.00
15	Widening of Shankar Lane, Kandivli including S. W. Drains. ...	1,24,144.00
16	Construction of S. W. Drains along Part Portion of L. T. Road and Chandavarkar Road, Borivli. ...	83,468.00
17	Extension of Loop Roads in Dharavi Dumping Ground in Dharavi in full grouting... ..	83,760.00
18	Construction of retaining wall and apron at Mahim Causeway. ...	5,93,384.00
	Total ...	87,56,732.00

APPENDIX No. 31—(Contd.)

Serial No.	Name of the work.	Actual Expenditure.
		Rs.
Zone III Area		
<i>I.—Road surfacing work in Asphalt concrete—</i>		
1	Widening and improving Mathuradas Vassanji Road, Kurla.	8,652.00
2	Const. of Chirag Nagar Road at Ghatkopar and Const. of open channel S. W. Drains.	1,09,353.00
<i>II.—Road surfacing works in cement concrete—</i>		
1	Resurfacing with cement, Maharani Laxmibai Chowk, Sion.	3,19,375.00
2	Widening culvert on C. S. T. Road, Kurla.	42,874.00
<i>III.—New Roads including S. W. Drains—</i>		
1	Const. of 13.39 Mts. wide and 18.29 M. wide roads jointing etc. Raoli Antop Hill area.	1,05,413.00
2	Const. 18.30 wide Shaikh Mishri Road from Metropolitan Spring Mill to the Extension of road No. 16, Wadala, in grouting including 3.05 m. wide footpaths on both sides.	2,62,209.00
3	Providing S. W. Drains on L. B. S. Marg between Bail Bazar Road & Magan Nathuram Road, Kurla.	10,441.00
4	Const. of Sewree Ghatkopar Road between Panjarapole Naka & proposed 200' road Deonar.	8,638.00
5	Providing S. W. Drains for pathways at New Municipal Colony, Deonar.	73,084.00
<i>IV.—Road Widening</i>		
1	Proposed widening & improving the surface of the carriageway with asphalt macadam of Saki Vihar Road from Saki Naka to H. E. 's Office at Powai and improving footpaths.	72,534.00
2	Widening and improving R. C. Marg between Salt Chowky & Chembur Railway Crossing.	1,40,101.00
3	Widening and improving the surface of carriageway with asphalt macadem of Dr. Chaitram Gidwani Road (Borla Koliwada Road) between R. C. Marg and Gold Club	70,333.00
4	Widening and improving Lokmanya Tilak Road, Mulund.	—
5	Widening and improving 30' x 44' Road in Gavade Vinze Scheme, Mulund.	1,10,550.00
6	Widening and improving Mahatma Phule Road, Mulund and providing S. W. Drains...	49,740.00
7	Widening and improving Gokhale Road, Sant Ramdas Road, Mulund and providing S. W. Drains.	2,32,413.00
<i>Any other Works—</i>		
1	Const. of approaches to the proposed vehicular bridge over Central Railway at Govandi from Sewri to Ghatkopar.	14,04,131.00
Total Rs.		30,19,841.00

(B) Works in Progress

Serial No.	Name of the work	Estimated cost	Expenditure booked upto 31-3-1974
		Rs.	Rs.
Zone II Area			
1	Construction of S. W. Drains along certain Roads in Maharashtra Housing Board, Bandra.	18,00,000	3,12,548.00
2	Construction of 9.15 Metres wide service road from Maharashtra Housing Board Office to Training School, Bandra.	3,92,425	1,34,163.00
3	Construction of 9.15 Metres wide service Road in the east of Western Express Highway between tanning School to near Tulsi Pipe Line, Bandra.	4,48,074	2,63,522.00

APPENDIX No. 31—(Contd.)

Serial No.	Name of the work.	Estimated cost.	Expenditure booked upto 31-3-1974
		Rs.	Rs.
4	Construction of 9.15 Metre wide service Road in the West of Western Express Highway between near to Pumping Station and near to Tulsi Pipe Line, Bandra.	6,94,988	2,85,326.00
5	Widening of Swami Vivekanand Road and providing side walk at Bandra Tank.	3,60,381	2,32,607.00
6	Construction of S. W. Drains from level crossing to 17 Buildings at Bandra.	2,40,000	27,000.00
7	Construction of 9.15 Metres wide service road on both side of Tulsi Pipe Line on Eastern and Western Sides of Western Express Highway at Bandra Khar (East).	6,81,565	...
8	Construction of private passages at Jawahar Nagar, Khar.	10,00,000	6,84,791.00
9	Construction of service Road parallel to Western Express Highway from Bandra to Santacruz.	21,80,850	8,06,346.00
10	Widening of Nehru Road, Santacruz.	10,97,210	6,47,900.00
11	Improving and widening of C. S. T. Road, Santacruz.	11,33,799	9,64,135.00
12	Widening of Swami Vivekanand Road, from Church Avenue to Tilak Road, Santacruz.	9,64,544	2,09,415.00
13	Construction of cement concrete passages at Dr. R. N. Cooper Hospital, Juhu Vile Parle (West).	1,27,200	36,880.00
14	Widening and improving the roads in T. P. S. II, Vile Parle (East).	3,10,573	16,042.00
15	Construction of culvert and S. W. Drains in 'K' Ward, Andheri (East)	3,63,471	1,11,986.00
16	Construction of S. W. Drains in Housing Board Area near Dada Bhai Naoroji Nagar, Andheri.	2,90,400	70,950.00
17	Resurfacing Swami Vivekanand Road from Santacruz Depot to Andheri Naka.	30,27,701	7,29,488.00
18	Construction of 100' road in Juhu Vile Parle Development Plan, Scheme, Andheri	22,60,291	11,00,000.00
19	Construction of 6.7 Metres Water Bound Macadam Road, Arey Colony, Goregaon.	2,20,071	1,06,979.00
20	Improving Roads in Lourds Colony, Malad.	2,15,012	1,28,011.00
21	Construction of S. W. Drains and footpaths along Podar Road, Malad.	2,18,647	70,752.00
22	Construction of Nalla from Western Express Highway to Sub-way at Malad.	9,43,636	1,98,695.00
23	Construction of S W. Drains at Kandivali Industrial Estate, Kandivali.	14,86,498	3,65,437.00
24	Construction of S. W. Drains in Ashok Nagar, Kandivali (East).	3,14,600	56,745.00
25	Construction of Uttan Gorai Road, Borivli (West).	12,53,393	2,58,200.00
26	Widening and improving of Bharucha Road, Dahisar.	3,58,946	1,04,182.00
Total Rs. ...		2,23,84,575	79,12,140.00

Zone III Area

I.—Road surface work in Asphalt Concrete—

1	Reduction in control reservation Sion Road No. 26A & 26B between Maharani Laxmibai Chowk and Jain Society and improving the surface of the carriage way of Sion Road No. 26A & Road No. 19 to M.L. Chowk	11,92,916	4,98,171.00
2	Proposed widening of Sion Road No. 26A to 26B by addition of Central Reservation to the Road between Aurora Junction to Jain Society Road in cement concrete	17,21,837	10,00,156.00

APPENDIX No. 31—(Concl.)

Serial No.	Name of the work	Estimated cost	Expenditure booked upto 31-3-1974
		Rs.	Rs.
<i>II.—Road surfacing works in cement concrete—</i>			
1	Resurfacing Laxmi Narayan Lane	1,21,688	...
2	Widening of the culvert on Old Sion Trombay Road near Chrunabhetti Railway Station (with Pile foundation)	4,49,000	28,954.00
<i>III.—New Roads including S. W. Drains—</i>			
1	Const. of Road No. 19A, 20A-21 in Scheme 57, Sewri Wadala	5,58,777	36,046.00
2	Const. of S. W. Drains along L. B. S. Marg between Kurla Court to S. G. Barve Marg	7,29,948	2,52,911.00
3	Const. of approach road to proposed Sewage Pumping Station at Brahmanwadi off Pipe Road Kurla and providing S. W. Drains	2,58,920	34,857.00
4	Providing S. W. Drain in the Municipal Colony known as Ramabai Nagar, Ghatkopar	2,95,136	2,288.00
5	Const. of part portion of 18.30 M. Road between R. C. Marg and Deonar on the North of Kurla Mankhurd Railway	...	1,95,389.00
6	Providing S. W. Drains along the roads at Sahakar Nagar, Chembur...	3,92,407	65,986.00
7	Providing S. W. Drains along the Road including const. of cross culverts at Subhash Nagar, Chembur	6,07,342	48,676.00
8	Const. of pucca drain in Tilak Nagar, Colony, Chembur	12,01,493	1,86,706.00
9	Const. of a portion of 60' D. P. Road from Sahakar Nagar to S. G. Barve Marg passing through Everest Co-op. Housing Society and other societies	3,57,967	86,315.00
10	Const. of Chembur Govandi Road between Saraswati Co-op. Housing Society and Govandi Station Road and providing cross culverts and S. W. Drains	13,31,398	1,039.00
11	Providing S. W. Drains in S. S. III, Chembur	22,15,579	2,006.00
12	Const. of asphalt road and drains between pipe line and Gamdevi Road Tembepada, Bhandup	1,04,663	23,416.00
13	Const. of road and side drains along private street between Jangal Mangal Road on Tembepada Road (Sanmansingh Road), Bhandup	1,98,896	24,261.00
14	Const. of road and drain leading to Utkarshi Nagar (Jamil Nagar), Bhandup	2,59,525	71,819.00
15	Const. of road and drain from the junction of Nardas Nagar to the boundary of Shivaji Nagar Tembepada Bhandup	1,04,663	13,620.00
16	Const. of road and side drain at Zuri Nagar off Quarry Road, Bhandup	1,18,043	974.00
<i>IV.—Road Widening—</i>			
1	Widening and improving the surface with asphalt macadam of Dr. Choithram Gidwani Road from Gold Club to Panjarepole and providing S. W. Drains	18,82,878	5,67,482.00
2	Widening and improving of road leading to Mankhurd Railway Station from V. N. Purav Marg and providing S. W. Drains	6,95,051	36,016.00
3	Widening and improving R. C. Marg between Chembur Naka and Burmah Shell level Crossing and providing S. W. Drains	22,65,684	...
4	Widening and improving dumping Road, Mulund	6,18,878	1,81,430.00
5	Widening of Nahur Gothan Road and providing S. W. Drains, Mulund	3,16,287	56,622.00
6	Widening and improving Devi Dayal Road, between L. B. S. Marg and Parshottam Kheraji Road, Mulund (West)	6,27,809	1,74,165.00
7	Widening and improving of Jatta Shankar Dosa Road and providing S. W. Drains, Mulund (West)	5,61,183	59,483.00
<i>V.—Any other work—</i>			
1	Lowering high ground level along the alignment of the proposed Chembur Mankhurd Link Road passing through Deonar Refuse Dumping ground	6,63,561	1,832.00
Total		1,98,47,526	36,50,620.00

APPENDIX No. 32

Appendix showing the works of drainages construction completed and those in progress in Z II and III in the year 1973-74.

(A) Completed Works

Serial No.	Name of the work	Actual Expenditure
		Rs.
Zone II Area		
1	Providing and laying 230 mm. dia. S. W. Pipe sewers in Area 'A' and 'C' at Juhu Development Scheme at Vile Parle (West)	2,88,884
2	Providing and laying 230/300 mm. dia. stone ware pipe sewers in Area 'B' and 'D' North of Irla Nala, Juhu Development Scheme at Vile-Parle (West)	3,14,134
3	Providing and laying 900 mm. dia. R. C. Pipe sewers along west of W. E. Highway from existing scraper manhole No. 135 Part I and II at Vileparle (East)	5,84,133
4	Providing and laying 900 mm. dia. R. C. Pipe sewers along west of W. E. Highway in part III and IV at Vile Parle (East)	7,52,793
5	Providing and laying 350 mm. dia. R. C. Pipe sewers and 300-230 mm. dia. S. W. Pipe sewers in Juhu Area 'A' at Vile Parle (West)	4,79,943
6	Providing and laying 230 mm. dia. S. W. Pipe sewers in area 'G' and 'F' at T. P. Scheme No. V at Vile Parle (East)	1,97,248
7	Providing & laying 230 mm. dia. S. W. Pipe sewers in areas 'C' 'D' & 'E' at T.P.S. V at Vileparle (East).	4,72,279
8	Providing & laying 350 mm. dia. R. C. Pipe sewers and 300 mm. dia. & 230 mm. dia. S. W. pipe sewers in areas 'A' & 'B' at T.P.S. V at Vileparle (E).	3,81,532
9	Providing & laying 1200 mm dia. R. C. pipe sewers across W. E. Highway near Kala Nagar at Kherwadi Bandra (E).	1,94,590
10	Providing & laying 230 mm. dia. S. W. pipe sewers along Chakala Road from Sarvodaya Co-op. Housing Society & Bank of Baroda Co.-Op. Society upto existing sewer in New Air Port Colony at Vile Parle (E).	61,528
11	Desilting of 900 mm. dia. & 1200 mm. dia. R. C. pipe sewers along W.E. Highway from Kherwadi pumping Station to Vileparle Sub-way.	1,15,228
12	Providing & laying 230 mm. dia. S. W. pipe sewers in Mogra Village at Andheri (E).	73,771
13	Providing & laying 230 mm. dia. S. W. Pipe sewers in Cross Road at Mogra, Andheri (East).	1,28,099.
14	Providing & laying 230 mm. dia. S. W. pipe sewers along Juhu X lane, at Andheri (West).	98,819
15	Providing & laying 1050 mm. dia. C. I. rising main from proposed kherwadi Pumping Station to culvert near Railway bridge at W. E. Highway at Bandra (East).	14,51,895.00
16	Remaining work of providing & laying 600 mm. dia. R. C. pipe sewers in Area 'L' at Andheri (East).	1,61,210
17	Providing & laying 1000 mm. dia. R.C.H.P. sewer at Goregaon (West) Area 12-B	5,75,000.00
18	Providing & laying 230/300 mm. dia. S. W. pipe sewer along Aarey Road, Goregaon (West).	68,335.00
19	Providing & laying sewers at Area, 2, 3, 4, & 5 Jawahar nagar, Goregaon (West).	3,65,000.00
20	Providing & laying 900 mm. dia. R. C. H. P. sewers in Area 12-C, Goregaon (West).	3,40,000.00
21	Providing & laying sewers on M. G. Road in area 'K' Kandivali.	4,75,000.00
22	Construction of M.H. B. Nalla in Borivali 'R' Ward.	4,34,342.00
23	Construction of Nalla W. E. Highway to culvert 'C' on link Road in Aerodrome area at Santacruz Area (Part I).	4,26,125.00
Total		84,40,888.00
Z III AREA		
24	P/L 230-300 mm. dia. S. W. Pipe sewer in Brahmenwada, Kurla.	1,37,490
25	Training of Govandi Nalla from the junction of V. N. Purav Marg with Govandi Station Road to Demographic Institute at Deonar Part II.	90,542
26	Training of kesarbaug Nalla at Mulund.	7,57,577
27	Dumping ground Nalla at Mulund.	4,29,278
28	Training of Nalla along Godrej Compound wall (from A to B) etc. at Park site, Colony, Vikroh (West).	1,74,827
Total		15,89,714.00
Grand Total		Rs. 1,00,30,602.00

APPENDIX No 32.—(Contd.)

(B) Works in Progress

Serial No.	Name of the work	Estimated cost	Expenditure booked upto 31-3-1974
		Rs.	Rs.
Zone II Area			
1	Providing and laying 300/230 mm. dia. S. W. Pipe Sewers in area 'F', 'G' & 'H' North of Irla nalla in Juhu Development Scheme at Vile Parle (West) ...	5,05,538	3,64,902
2	Providing and laying 900 mm. dia. R. C. Pipe sewers along W. E. Highway Part V and VI at Vile Parle (East) ...	12,08,171	8,74,659
3	Providing and laying 500.450 mm. dia. R. C. Pipe sewers in area 'B' at Versova Andheri (West) ...	5,40,597	2,56,012
4	Providing and laying 230-300 mm. dia. S. W. Pipe sewers and 400-500 mm. dia. R. C. Pipe sewers in T. P. S. VI at Santacruz (West) Area 'A' ...	3,10,205	1,46,195
5	Providing and laying 600 mm. dia. R. C. Pipe sewers and 230 mm. dia. S. W. Pipe sewers in Area 'A' at Versova Andheri (West) ...	8,15,570	2,25,203
6	Providing and laying 230 mm. dia. S. W. Pipe sewers in T. P. S. VI at Santacruz (West) Area 'B' ...	2,48,385	1,43,621
7	Providing and laying 1200 mm. dia. R. C. H. P. Sewer along proposed 30.48 M. wide Relief Road at Goregaon (West) Part I ...	5,94,686	2,88,811
8	Providing and laying 1000 mm. dia. R. C. H. P. sewer along 21.35 M. Road south of Siddharth nagar from Pumping Station upto M. H. 13 at Goregaon (West) Area 12-A ...	3,53,664	3,99,077
9	Providing and laying 1200 mm. dia. R. C. H. P. pipe sewers along proposed Relief Road at Goregaon (West) Part III ...	6,05,426	5,07,396
10	Providing and laying 900 mm. R. C. H. P. sewers from junction of 18.29 M. wide Road in junction of 17.7 M. wide Road at Area XI, Goregaon (West) ...	5,81,671	5,98,151
11	Providing and laying 230 mm. and 300 mm. dia. S. W. Pipe sewers in Area 19-20, Goregaon (West) ...	6,27,747	3,21,592
12	Providing and laying 230 mm. & 300 mm. dia. S. W. pipe sewer in Area 21-22, at Goregaon (West) ...	5,53,548	3,14,028
13	Providing and laying 230 mm. and 300 mm. dia. stone ware pipe sewer in Area 13-14, Goregaon (West) ...	5,63,153	1,61,117
14	Providing and laying 230 mm. and 300 mm. dia. S. W. Pipe sewer in Area 6, 7 and 8 at Goregaon (West) ...	8,09,740	91,191
15	Providing and laying 230 mm. and 300 mm. dia. S. W. Pipe sewers in Area 31-32, Unnat Nagar, Goregaon (West) ...	6,64,563	1,94,269
16	Providing and laying 230 mm. and 300 mm. dia. S. W. Pipe sewer at Goregaon (West) in Area 23-23A, 24, 25 and 30 ...	7,11,659	3,08,960
17	Providing and laying 230 mm. and 300 mm. dia. S. W. Pipe sewer at Goregaon West Area 26-27. ...	7,01,511	65,435
18	Providing and laying 230 mm. and 300 mm. dia. S. W. Pipe sewer in in Area 17-18, at Siddharth Nagar Goregaon (West) ...	4,61,221	1,52,570
19	Construction of pumping station at Goregaon West including civil mechanical and electrical works ...	21,49,572	5,68,461
20	Providing and laying 230 mm. and 300 mm. S. W. Pipe sewer at Jawahar Nagar, Goregaon (West) Area 1 and 9 ...	6,11,945	2,15,301
21	Providing and laying 230 mm. sewer in Area 'K', Malad (West) ...	2,28,032	1,31,175
22	Providing and laying 300 mm. and 230 mm. dia. S. W. Pipe sewers in Area 'L', at Malad (West) ...	6,39,708	2,42,537
23	Providing and laying sewer in Area 'M', Malad (West) ...	4,63,203	21,750

APPENDIX No 32—(Concl.)

Serial No.	Name of the work	Estimated cost	Expenditure booked upto 31-3-1974
		Rs.	Rs.
24	Providing and laying 230 mm. and 300 mm. stone ware pipe sewer and 400 mm. (18") dia. R. C. Pipe sewer from Mathurdas Road to Shankar Lane, along Hemu Kalyani Road, Hemukalyani Cross Road No. 4 and proposed 44' wide road at kandivali (remaining work of laying sewers in Area 'A', at Kandivali).	8,74,509	5,04,693
25	Providing and laying 300 mm. and 200 mm. dia. S. W. Pipe sewer at Area 'D', Kandivali (West)	2,90,747	2,99,328
26	Construction of nalla from sub-way to Patel Housing Society, Malad (West)	9,58,884	2,52,256
27	Construction of S. W. Drain arrangement at M. H. B. Colony, Goregaon (West)	3,19,421	1,56,600
28	Construction of Chandavarkar Nalla from Eksar Road to Telapakhadi Borivli.	7,82,115	6,51,582
29	Construction of Chuncholi nalla at Malad (East and West)	5,48,645	1,63,580
30	Training of Koldongri nalla at Andheri (East)	8,74,973	3,76,515
31	Training of nalla near Hanjer Talkies upto Issac Tabela at Jogeshwari	8,76,288	1,10,033
	Total	2,04,75,097	91,00,000
Zones III Area			
32	P/L 300-230 mm. dia. S. W. Pipe sewer along D. P. Road in S. No. 14 at Chembur (Part II)	1,32,622	78,835
33	Training of Nalla (A-C) and remodelling of culvert at 'A' at Barve Nagar, Ghatkopar (West)	7,14,617	5,78,059
34	Training of Nalla (B-C) and remodelling of culvert at 'B' at Barve Nagar, Ghatkopar (West)	7,64,059	6,48,566
35	Pumping Station at Mulund	12,18,939	6,79,700
36	P/L 230 mm. dia. S. W. Pipe sewer and 500 mm. dia. R. C. H.P. sewer along Dr. R. P. Road and 500 mm. dia. R. C. H. P. sewer along M. G. Road, at Mulund (West)	4,58,874	2,62,254
37	Training of Nalla between P. K. Road and Railway Culvert at Mulund Part I	9,13,787	5,21,278
38	Do. Do. Part II	10,36,808	1,34,848
39	Training of Marvli Nalla at Chembur	6,94,755	2,65,898
40	Training of Nalla from culvert across Railway Refinery siding upto the culvert across E. E. Highway at Kurla (East) Stage IV	12,84,290	5,91,319
41	Training of Nalla from the culvert of the junction of M. N. Road with L. B. S. Marg upto Mithi River at Kurla (West)	3,88,885	1,14,136
42	Training of nalla from culvert across L. B. S. Marg upto Mithi River, Kurla (West)	4,82,598	1,02,740
43	Training of Chattranjan Nagar Nalla between station road and constructed nalla at Vidyavihar	5,08,524	2,27,905
44	Training of Nalla from Municipal Dispensary to Block No. A/24 (from X to Y) including remodelling of culvert at 'X' at Part site Vikhroli (West)	5,18,901	74,784
45	P/L 230 mm. dia. S. W. Pipe sewer along Dr. R. P. Road etc. and 450 mm. dia. R. C. H. P. sewer along P. K. Road at Mulund (West)	3,71,241	1,68,321
46	P/L 600-400 mm. dia. R. C. H. P. sewer and 230 mm. dia. S. W. Pipe sewer along D. P. Road in S. No. 14, Chembur Part I	2,67,653	47,954
47	Training of Tilak Nagar Nallas at Chembur	2,13,483	1,13,667
48	Training of Nalla passing through M. A. Mehta Estate between pipe lines and culvert across L. B. S. Marg at Ghatkopar (West) Part I	6,01,806	...
49	Do. Do. Part II	8,33,722	...
50	Training of Nalla at Children's Home at Monkhard	3,36,926	...
51	P/L 230 mm. dia. S. W. Pipe sewer in village ward area at Kurla (West)	1,63,217	...
	Total	92,93,161	46,30,254

APPENDIX No. 33

The progress of works of sewers and S. W. Drains carried out through contractors in zone II and III area during 1973-74 under review is as under:—

No.	Particulars	Total No.	150 mm.	230 mm.	300 mm.	350 mm.	375 mm.	400 mm.	450 mm.	475 mm.	500 mm.	600 mm.	900 mm.	1000 mm.	1050 mm.	1200 mm.
(1)	Total length of sewers of various sizes	4557 R.M.	15,928.75 R.M.	4497 R.M.	320.7 R.M.	...	768 R.M.	351 R.M.	...	9.00	490 R.M.	1491 R.M.	321 R.M.	40 R.M.	515 R.M.
(2)	Total No. of manholes provided on sewers	1071														
(3)	Total No. of vent shafts provided on sewers	156														
(4)	Cost incurred on sewers	Rs. 83,83,576														

APPENDIX No. 34

Statement showing the private roads taken over by the Corporation in the Suburbs and Extended Suburbs during the year 1973-74.

Serial No.	Name of the Road
'L' Ward	
(1)	Road from Sunderbaug Road to Indira Nagar.
(2)	Khairani Road off : Saki Vihar Road beyond factories limit.
(3)	C. C. passage from Narisevasadan Road to Municipal P. S. Cs.
'M' Ward	
(1)	Road to Navgeeta Society.
'N' Ward	
(1)	Maniklal Mehta Road.
(2)	Road from Gamdevi Road to Pekar Compound.
(3)	Road from Kajrolkar Society to Bhatwadi.
(4)	Road from M. Mehta Road to Parsiwadi.
(5)	Road from L. B. S. Marg to Bhum Nagar.
'T' Ward	
(1)	Road off Sirojini Naidu Road leading to Mulund Court, Mulund (West).
(2)	Road from Jawaharlal Nehru Road to Vani Vidyalaya, Mulund (West).
(3)	Road in Velbai Scheme Cross Road No. 1 and 2.
(4)	Road along Ganesh Gawade Road portion between R. H. B. Road Zaver Road, Mulund (West).
(5)	Road from Shankar Temple, L. B. S. Marg, Mulund to P. O. Wannu Co-op. Housing Society.
(6)	44' wide Road known as Bawa Pradumansing Road, Mulund.

APPENDIX No. 35

Action under Section 305 of the B. M. C. Act to improve the private streets in Suburbs and Extended Suburbs.

Serial No.	Name of the Street	Remarks regarding progress.
'M' Ward		
(1)	Wards in Peston Sagar Scheme	... Notices served.
'N' Ward		
(1)	Maniklal Mehta layout Roads	... Work done under Section 489 and cost is being recovered from the party.
(2)	Extension to Sainath Nagar Road	... Do.

APPENDIX No. 36

The Roads on which the regular lines were prescribed under Section 297(i)(a) and 297(i)(b) during the year 1973-74.

Serial No.	Name of the Roads
(1)	Lalbahadur Shastri Marg between Nahur Village to boundary of Mulund.
(2)	Wadhavli Road at Chembur.
(3)	Road between Swami Vivekanand Road and Old Nagardas Road.
(4)	Maratha Colony Road and Vamanrao Sawant Road between S. V. Road, Bharucha Road and Ramkunvar Road at Dahisar.
(5)	Mogra Cross Road, Andheri (East)
(6)	Internal Roads in the Pandurang Wadi, Goregaon (East).
(7)	Manchubhai Road from Subway Towards North and upto God Gate Malad (East).
(8)	Laxmibai Lad Road at Dahisar (East).
(9)	Padmakar Javle Road at Dahisar (East).
(10)	Dattapada 'X' Road No. 2 and Hanuman Gully at Borivli (East).
(11)	Ashok Nagar 'X' Road No. 2 at Kandivali (East).
(12)	Hatata Prabhakar Keluskar Marg (Match Factory Lane), Kurla.
(13)	Ganesh Bug Lanes at Kurla.
(14)	Road leading to Chembur Naka marked off V. N. P. Marg.
(15)	Sant Dynaneshwar Road.

APPENDIX No. 37

Statement showing the number of tenements constructed by private parties during the year 1973-74.

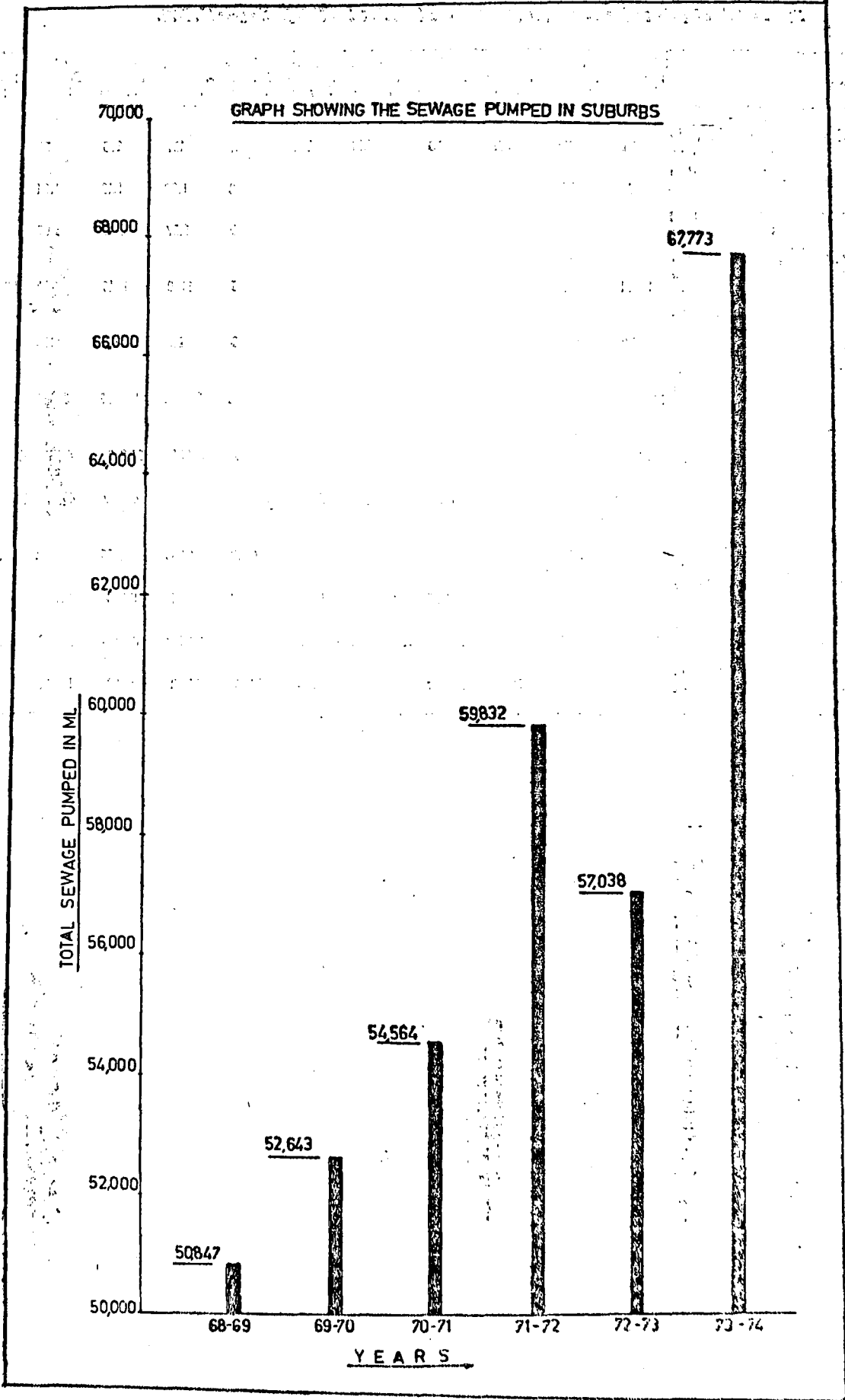
Ward	No. of one room tenements	No. of two room tenements	No. of larger tenements usually known as blocks	Total
H	60	70	1118	1248
K	131	297	921	1349
P	70	101	801	972
R	45	80	729	854
L	189	101	114	404
M	320	162	112	594
N	329	587	383	1299
T	282	644	99	1025
Total	1426	2042	4277	7745

APPENDIX No. 38

Statement showing the performance of pumping station in Sulaals & Ext.Sub. for the year 1973-74.

Serial No.	Chalkopar Pumping Station	Kurla Pumping Station	Decnar Pumping Station	Vikreli Pumping Station	Verecva Pumping Station	Khar Pumping Station	Kherwadi Pumping Station	Bunderwadi Pumping Station	Jaibharat Pumping Station	Chinbal Pumping Station	Malaol Pumping Station
(1) Installed capacity in Lit./Sec. ...	871	442	424	78	1248	832	...	351	305	78	2632
(2) Average of minimum level during the year in metres	2.4	0.98	0.5	0.6	5.5	1.94	1.68	1.80	1.13	1.04	2.1
(3) Average of average level during the year in metres	4.0	2.68	1.69	1.87	4.4	3.82	.65	3.27	2.46	3.09	4.7
(4) Total sewage quantity pumped out during the year in Million Litres ...	17094	3516	1039	85	23912.55	7.57	3853	3159	1546	532	5858.65
(5) Average sewage quantity pumped per day in Million Litres ...	46.8	9.63	2.84	0.233	66.5	20.42	10.5	8.6	4.2	1.5	16.27
(6) Electrical energy consumption during the year in KWH ...	1484883	156312	77802	3088	90440	473544	263036	239038	117864	25546	4983
(7) Cost of Electrical energy consumed during the year in Rupees ...	1,67,742	32,162	23,072	1,378	95,460.48	69,749	47,510	40,081	21,810	4,681	41,565.45
(8) Cost of operative staff during the year in Rupees	24,892	37,339	43,562	18,669	32,602.00	43,497	51,727	45,298	43,497	43,497	54,586.00
(9) Cost of repairs and maintenance during the year in Rupees ...	10,450	7,380	4,346	3,815	25,500.00	10,793	4,719	4,865	9,535	9,382	2,800
(10) Cost of overhead charges during the year in Rupees	11,082	3,259	2,149	2,194	17,000.00	9,879	8,397	8,254	8,384	8,162	3,000
(11) Total cost during the year (7, 8, 9 & 10) ...	2,14,166	80,140	73,129	26,056	1,70,562.48	1,33,936	1,12,353	98,498	83,216	65,722	1,01,951.45
(12) Cost per million litres of sewage pumped out ...	12.52	22.79	70.43	306.54	7.3	17.96	29.16	31.18	53.83	119.06	17.4

Appendix No. 39.



APPENDIX No. 40

Statement showing the details of works carried out by Electrical Planning and Design Section (Subs) during 1973-74.

Item	Description	No. of Estimates prepared	Amount	No. of Contracts awarded		Amount	
				Electrical	Civil	Electrical	Civil
			Rs.			Rs.	
(1)	Schools ...	8	5,89,023.00	...	2	...	1,55,505.00
(2)	Housing/Quarters	1	...	1,00,252.00
(3)	Lifts ...	3	2,70,000.00
(4)	Hospitals, Dispensaries, Nurses Quarters etc. ...	2	58,543.00	...	1	...	2,51,475.00
(5)	Markets ...	2	96,807.00
(6)	Ward Offices ...	2	3,28,073.00
(7)	Miscellaneous
Total ...		17	13,42,446.00	...	4	...	5,07,232.00

APPENDIX No. 41

Statement showing the details of works carried out by Building Construction (Elec. Section) Zone II and Zone III during 1973-74.

Serial No.	Description of the work	No. of Works completed	Actual expenditure	No. of works in progress	Expenditure upto 31-3-1974	
						Rs.
Electrification of and providing electrically driven water pumping sets at :-						
(1)	Schools	Z-II ...	11	3,36,534.00	3	...
		Z-III ...	4	1,44,900.00	9	42,200.00
(2)	Ward Offices	Z-II	1	...
		Z-III ...	1	84,600.00	1	...
(3)	Hospital, Dispensary, Maternity Home, staff Quarters	Z-II ...	2	35,283.00	4	57,264.00
		Z-III ...	1	86,600.00	5	5,27,800.00
(4)	Markets	Z-II	2	9,402.00
		Z-III	1	5,000.00
(5)	Housing	Z-III ...	1	1,20,600.00	1	1,56,900.00
(6)	Gardens
(7)	Cemeteries	Z-II	1	...
	
(8)	Miscellaneous	Z-II	1	...
		Z-III	2	30,000.00
(9)	Providing Electric Lifts	Z-III ...	1	48,000.00	1	78,800.00
Total	21	8,56,517.00	32	9,07,366.00

ESTATE & LAND MANAGEMENT DEPARTMENT

Summary of the Annual Administration Report for the Year 1973-74.

This is the Report for the year 1973-74.

Following is the factual and statistical information about working of the Department, during the year.

(1) Money spent by the Corporation

Budget A & B } Rs. 4,43,01,198

(2) Results achieved—

(a) Recoveries of Rent from tenants and lessee Rs. 2,00,22,548

(b) Other Recovery Rs. 3,05,526

(3) Suggestion for remedying any deficiencies—

Amendment to Section 105-B in Municipal Act has been proposed so as to avoid procedural delay on account of legal procedure laid down under Section 105-B of the B. M. C. Act, for Recovery of Rent; and the matter is still in progress.

(4) Such other special information.

The department, is concerned with the management of Municipal properties, recovery of rent, allotment of tenancies and leasing of plots.

S. S. SANZGIRI,

W. O. (Estates).

ESTATE AGENT AND LAND MANAGEMENT DEPARTMENT**I.—CHANGES IN LAYOUT**

There were no changes in the Layouts of the Ex-Trust Estates.

II.—REVIEW OF THE EX TRUST AND MUNICIPAL SECTION**A.—Ex-Trust Section**

There were no changes in Schedules X, Y and Z Lands. The changes effected in the other Ex-Trust Estates are shown in Appendix I.

The undeveloped land at present with the Corporation is approximately 494 acres which cover the land at Dharavi Scheme 56.

B.—Municipal Section

3 plots in Municipal Scheme have been disposed off in the year 1973-74 as shown in Appendix 2.

The statement below indicates the progress of the disposal of the Municipal land during the previous years.

Year	No. of plots	Area in Sq. Metres	Capital value
1970-71	1	222.96	...
1971-72	4	7,071.90	10,74,595.00
1972-73	2	268.40	52,970.50

III.—SLUM CLEARANCE

(1) 230 tenements at Match factory Lane Kurla

(2) 230 tenements and 20 shops at Rawli Camp

IV.—INDUSTRIAL ESTATES

The construction of Industrial Estates has been taken by the Corporation for rehabilitation of the Industrial Units required to be shifted from the lands required for Municipal purposes.

No new gala for Industrial Estates were completed during the year under report.

V.—NEW HOUSING SCHEMES

The following new tenements were completed during the year under report :—

- (1) 30 tenements shopping centre at Mitra nagar, Goregaon.
- (2) 200 tenements at Match factory Lane Kurla.
- (3) 230 tenements and 20 shops at Rawli camp.

2. Housing of Squatters. The number of squatters families authorised for residing at Mankhurd and Jogeshwari Colonies were 2,64 and 1,959 respectively.

The recoveries of rent in both the colonies were Rs. 3,09,460 and Rs. 2,63,185 during the year against the demand including the arrears of Rs. 12,90,718 and Rs. 5,61,312 respectively.

3. The recoveries of rents of the dormitory at Palton Road amounted to Rs. 3,596 during the year.

VI.—DISPOSAL OF LANDS**(1) Long Leases**

Eight plots were let out during the year. The total area of the land thus disposed of admeasures 19558.24 Sq. Meters valued at Rs. 43,75,396.00. The total No. of plots disposed of upto the end of 1973-74 was 4359 with an area of 5313892.43 Sq. Meters and valued at Rs. 14,38,35,589.50 yielding an annual ground rent of Rs. 58,17,853.00. In respect of plots for which premium or commutation amount had not been received, the ground rent was commuted at 22½ times the annual ground rent of plots before 23rd November 1920. After this date the ground rent was charged at 6 per cent. p.a. on the value of the land and the rate at which the same was commuted was 18 times the annual ground rent. Since 6th May 1948 the ground rent was charged at 5 per cent. P.A. on the value of land and the amount of commutation allowed was at 21 times the annual ground rent (Vide C. R. No. 157, dated the 6th May 1948). Where the period of commutation expired, the lessees were allowed to commute at the rate of 28 times the annual ground rent reserved (vide Corporation Resolution, No. 1031, dated the 11th February 1943). At present the ground rent is charged at 7 per cent. on the value of land and the commutation is stopped from the 1st July 1962 (vide Corporation Resolution, No. 557, dated the 20th September 1962).

The progress in the disposal of Trust lands on permanent basis during the year is shown in Appendix No. 3.

The details of lease hold plots disposed off are shown in Appendix 3A. A statement of permissions granted in respect of leased plots for the year is shown in Appendix No. 4.

The amount received by way of commutation of ground rent and premium etc. during the year was Rs. 2,34,594.

A Comparative statement showing the number of permanent lease hold plots with the demand and collection as on 31st March of the past four years is shown in Appendix 5.

The amount received by way of commutation of ground rent and premium during the year 1970-71 to 1973-74 are shown in Appendix 6.

As can be seen in the Appendix No. 5 *vide* Item No. 8 percentage of 32.82 arrears could be attributed mostly to the usual tendency on the part of the prospective lessees to withhold payment of ground rent to the extent to cash security deposited by them with a view to getting the same adjusted towards the ground rent. The main items of arrears which constitute a part break up of Rs. 18,72,009 pertaining to 'B' Budget shown in Appendix No. 7 and of Rs. 54,326 pertaining to 'A' Budget shown in Appendix No. 8 can be classified as under :-

(1) Ground rent withheld by lessees to the extent of their security deposits...	1,45,361
(2) Ground rents in respect of plots occupied by Government of Maharashtra and Defence Department ...	1,33,486
(3) Ground rent in respect of properties vested in the Deputy Custodian of Evacuee Property	28,495
(4) Ground rent in respect of Plots against which disputes have been raised and their cases are under consideration ...	5,37,257
(5) Ground rent due from Western and Central Railways ...	13,554
(6) Ground rent due from Municipal Department ...	40,568
Total Rs. ...	8,93,721

(2) Short Leases

No temporary lease were granted during the year under report.

The number of vacant land tenancies both ex-Trust and Municipal Estates excluding those given in Mankhurd and Jogeshwari Colonies were 5,689 and 1,092 respectively at the close of the year. The demand for vacant land tenancies in Ex-Trust Estates and Municipal lands for the year under report was Rs. 8,05,319 and Rs. 6,47,575 and the recovery was Rs. 9,51,898 and Rs. 7,40,898 respectively inclusive of arrears.

VII—MANAGEMENT OF PROPERTY AND COLLECTION OF REVENUE

A.—Trust Section

(a) *Chawls permanent.*—The gross demand of tenements in the Chawls for the year was Rs. 34,84,610 on 31st March 1974 as against Rs. 34,45,497

The concessional rent includes the rents of rooms let out to the peons of the different departments in lieu of house rent allowance and rent free quarters allowed to 193 sweepers of this department.

The collection on account of rents from the permanent chawls during the year amount to Rs. 32,24,517 deducting therefrom the charges on account of outgoing amounting to Rs. 50,47,958 net less comes to Rs. 18,23,441

A statement showing yearwise receipt and expenditure pertaining to 'B' Budget properties is shown in Appendix No. 9.

The capital expenditure incurred on the chawls including the value of the land is Rs. 246 lakhs. The Corporation have to pay interest and sinking fund charges at the rate of 4.61 per cent. per annum on the capital expenditure prior to 1919-20 and 6.35 percent per annum on the capital expenditure incurred in subsequent years and 4.24 per cent in respect of those constructed after 1950. This amounts to 12.96 lacs per annum (*vide* Appendix 10). After adding the amount of net loss into the amount of interest and sinking fund charges as shown in Appendix No. 10 the A/c for the chawl show a loss about Rs. 24,35,989 (as shown in the said Appendix column No. 11).

(b) *Semi permanent sheds.*—The gross demand in respect of 7,953 rooms in the Semi Permanent Sheds including Labour Camps for the year was Rs. 25,83,577. The net demand after excluding the concessional rent and vacancies was Rs. 24,75,904. The revenue actually collected comes to Rs. 22,81,170 which was equivalent to 78.33 percent of the total recoverable rent including arrears of Rs. 29,12,220 for the previous year.

Pursuant to the Standing Committee Resolution, No. 80, dated the 15th April 1946, 193 scavengers out of 570 belonging to the Department were allowed rent free occupation and the remaining members were in receipt of house rent allowance.

The percentage of outgoing in respect of the Chawls and semi-permanent sheds are shown in Appendix II on the basis of annual total of Rs. 35,52,123 for chawls and Rs. 21,25,304 for semi-permanent sheds total outgoing being 149.77 per cent. and 176.50 per cent. respectively.

Amounts transferred to Rent Equalisation Fund and Amenity Fund were Rs. 1,73,173 and Rs. 59,391 respectively. The difference between the standard rents worked out on 5 per cent. of cost of the land and 10 per cent. on the cost of construction of post war residential tenements and the subsidised rents actually charged are to be met from the Rent Equalisation Fund.

Revenue collected from tenements constructed for slum clearance was Rs. 24,02,737 (Appendix 7A against the demand of Rs. 33,81,593) inclusive of arrears. The tenements constructed under slum clearance (City and Suburbs) are shown in Appendix No. 12.

Acquired properties.—At the commencement of the year there were 439 acquired or surrendered buildings in charge of this department containing 6634 tenancies. At the close of the year, corresponding figures were 433 buildings and 6326 tenements.

The gross demand of 6535 tenements in the acquired and re-entered buildings was Rs. 13,15,549. After deducting the amount for concession in rent and vacancies the net demand for the year was Rs. 13,12,682.

The revenue actually collected amounted to Rs. 14,77,029 which was equal to 71.82 per cent. of the total recoverable amount including arrears of Rs. 20,56,440 for the previous year.

Summary of Revenue.—The total collection of revenue from leasehold plots and rent and ground rent from buildings in vacant land tenancies and slum clearance properties are shown in Appendix No. 7 and Appendix No. 7A.

Requisitioned Buildings.—The management and collection of rent in respect of 17 properties having 415 tenancies requisitioned from private landlords for A. R. P. purposes were continued to be looked after by this department. The demand inclusive of arrears in respect of these tenancies for the year was Rs. 1,32,915 and the recovery was Rs. 84,923 which was equal to 63.87 per cent. of the total recoverable amount.

During the year under review, the demand and recovery of taxes aggregated to Rs. 43,337 and Rs. 53,737 respectively. The arrears due for collection at the close of the year stand at Rs. 3,59,775.

B.—MUNICIPAL SECTION.

Details of the total collection of revenue in respect of Municipal Properties under Budget 'A' are shown in Appendix No. 8.

Tenements constructed under Budget 'A' for Municipal General Staff are shown in Appendix No. 13.

S. S. SANZGIRI,

W. O. (Estates).

APPENDIX No. 1

Statement showing the total areas of developed land

Change in	As at the beginning of 1973-74		As at the end of 1973-74	
	Sq. meters in thousands		Sq. meters in thousands	
Developed Land				
Area permanently leased	63,24.64	63,4419
Area of trust chawls sites	158.86	158.86
Area sold	7.53	7.53
Area reserved for a Municipal Market	0.97	0.97
		Total	6492.00	6511.55
Rent of permanently leased area in rupees (in thousands)	7184.94	7297.13

APPENDIX No. 2

Number of plots disposed of in different Municipal lands in the City during 1973-74.

Land	C. S. No.	Area in Sq. mts.	Capital value	Annual ground rent	Value paid if any.
			Rs.	Rs.	Rs.
(1) Land at Kemp's Corner	1/438 of Malbar Hill Divn.	131.00	1,19,365	8,356	...
(2) Land at Shivaji Park	499, 500, 501, 502 (pt.) & 1495 of Malum Divn.	6650.00	23,94,000	51	...
(3) Land at Shivaji Park leased to Bharat Scouts and Guides		8329.25	13,32,680	93,288	...
Total	...	15110.25	38,46,045	1,01,695	...

APPENDIX No. 3

Statement showing the disposal of Ex-Trust Plots during 1973-74.

Particulars.	No. of Plots	Area in Sq. Mts.	Capital value	Annual rent
			Rs.	Rs.
Plots leased on rental basis	8	19,558.24	43,75,396.00	1,12,195.00
Plots disposed of in 1972-73 or earlier but surrendered to the Municipality
Corresponding figures for disposal of plots				
1972-73	3	611.40	77,570.50	5,429.94
1971-72	3	56463.02	40,73,711.00	3,40,600.00
1970-71	1	705.13	31,625.00	2,214.00

APPENDIX No. 3A.

Number of plots disposed off in the different Ex-Trust Estates during 1973-74.

Estate	Plot No.	Area in Sq. mts.	Capital Value	Ground rent per annum	Premium received if any
			Rs.	Rs.	...
(1) Sion Matunga (East)	221-A	423.08	31,025	2,214	...
(2) Naigaum	52	45.34	6,506	455	...
(3) Sion Matunga (West) Scheme-6	6A	770.00	82,852	5,800	...
(4) Sewri Wadala (South) Scheme-57	74	3109.57	3,79,368	1	...
(5) Sewri Wadala (North) Scheme-57	66 to 76	100.00	29,000	2,030	...
Total	...	4447.99	5,29,351	10,500	...

APPENDIX 4,

Statement of permissions granted in respect of leased plots for 1973-74.

Description	No. of proposals.	Premium	Ground rent
		Rs.	Rs.
Motor Garages	... 22	Nil	2483.00
Additional floors	... 43	3447.25	19,935.00
Change of users and Miscellaneous proposals such as encroachments, Basement floors Canopies, temporary structures, Gallery Projections, Rawas projections, Oila Projections, Lofts and Mezzanine floors etc.	... 62	5,073.25	20,162.00
Fines	2,950.00	...
Transfer fees	14,700.00	...

APPENDIX No. 5.

Comparative statement of demand, collection, etc., in respect of permanently leased plots:—

Particulars.	1971	1972	1973	1974
(1) Number of Tenancies	... 3,739	3,745	3,752	37.57
(2) Opening balance of arrears in lacs of rupees	20.13	19.77	21.73	21.31
(3) Demand for the year in Lacs of Rupees	44.37	45.96	46.72	47.28
(4) Total demand including arrears in lacs of rupees	... 64.50	65.74	68.45	68.59
(5) Amount collected in lacs of rupees	... 47.74	48.22	51.24	49.53
(6) Percentage of collection to the demand including arrears	... 74.02	73.34	74.86	72.20
(7) Percentage of collection to the demand for year	... 107.60	104.90	109.69	104.75
(8) Percentage of arrears to amount for collection	... 30.65	33.05	31.13	32.82

APPENDIX No. 6

Capital Account

(Figures in Lakhs)

Particulars	1970-71		1971-72		1972-73		1973-74	
	In the year	To end of the year	In the year	To end of the year	In the year	To end of the year	In the year	To end of the year
	Rs.	Rs.	Rs.	Rs.	Rs.	Rs.	Rs.	Rs.
RECEIPT.								
Loan	...	2,378.56	...	2,378.56	...	2,378.56	...	2,378.56
Discount or Premium	...	-15.01	...	-15.01	...	-15.01	...	-15.01
Sale Proceeds	21.86	832.35	3.16	835.51	6.38	841.89	4.41	846.30
Appropriation from General Account	-44.56	-141.18	45.10	-96.03	143.34	47.26	25.29	72.55
Special contribution from Government	...	159.00	...	59.00	...	59.00	...	59.00
Release of Debentures lodged with Government	...	42.60	...	42.60	...	42.60	...	42.60
Extraordinary receipts	...	25.10	...	25.10	...	25.10	...	25.10
Miscellaneous
Total	65.42	3181.42	49.26	3229.68	149.72	3379.40	29.70	3,409.10
EXPENDITURE								
<i>I.—On Govt. and Municipal Property</i>								
Schedule 'W'	...	13.50	...	13.50	...	13.50	...	13.50
Do. 'X'	...	16.20	...	16.20	...	16.20	...	16.20
Do. 'Y'	...	4.70	...	4.70	...	4.70	...	4.70
Police Accommodation Schemes	...	91.60	...	91.60	...	91.60	...	91.60
Total	...	126.00	...	126.00	...	126.00	...	126.00
<i>II—On the Trust own acquired lands</i>								
Cost of Management and Estab	1.04	331.97	2.08	337.05	3.33	340.28	2.81	343.19
Acquisition of land	...	1,054.66	-2.86	1,057.52	.11	1,057.63	...	1,057.63
Chawls	10.80	585.63	12.99	598.62	28.48	627.10	14.51	641.61
Roads	4.53	711.33	6.51	717.84	8.79	726.63	13.53	740.16
Other works	0.78	91.85	4.49	96.34	8.20	104.57
Mill companies chawls	...	7.70	..	7.70	...	7.70	0.81	8.51
Total	17.15	2,786.14	23.93	2,815.07	43.81	2,863.98	31.66	2,856.64
<i>III—Miscellaneous—</i>								
Office Buildings	...	4.50	...	4.50	...	4.50	...	4.50
Other items	...	12.30	...	12.30	...	12.30	...	12.30
Total	...	16.80	...	16.80	...	16.80	...	16.80
<i>IV—Disposal of Profits</i>								
V—Debentures lodged with Govt.	...	42.60	...	42.60	...	42.60	...	42.60
<i>VI—Repayment of Loans</i>								
	89.10	827.08	12.96	840.04	38.40	878.44	31.86	910.30
Total	89.10	869.68	12.96	882.64	38.40	921.04	31.86	952.0
Total Expenditure	105.25	3,793.62	41.89	3,840.51	87.31	3,927.82	63.52	3,991.34
Balance	-39.83	-617.20	6.37	-61,033	62.1	548.42	33.82	582.24

APPENDIX No. 7.

Summary of Revenue of 'B' Budget Properties for 1973-74.

Particulars	Collection of Revenue		
	Permanent	Temporary	Total
Demand for the year	47,27,860	81,49,218	1,28,77,078
Arrears	21,31,124	54,23,285	75,54,409
Total	68,58,984	1,35,72,503	2,04,31,487
Amount collected	49,52,602	84,10,273	1,33,62,875
Variation in demand for the previous year carried out during the year	+1,09,216 -1,43,589	+7,02,449 -5,66,966	+8,11,665 -7,10,555
Amount written off	...	60,621	60,621
Arrears as on 1st April 1974	18,72,009	52,37,092	71,09,101
Arrears as on 1st April 1973	21,31,124	54,23,285	75,54,409
Arrears as on 1st April 1972	21,72,945	71,86,878	93,59,823

Note.—Figures in appendix No. 7 are subject to Reconciliation.

APPENDIX No. 7A

Summary of revenue of 'B' Budget properties under Slum Clearance for 1973-74.

Particulars.	Collection of Revenue		
	City	Suburbs	Total
Demand for the year	17,71,068	6,63,315	24,34,383
Arrears	5,51,721	3,98,494	9,50,215
Total	23,22,789	10,61,809	33,84,598
Amount collected	17,26,676	6,76,060	24,02,736
Variation in demand for the previous year carried out during the year	+35,148 -2,916	+3,028 -93,384	+38,176 -96,300
Amount written off
Arrears as on 1st April 1974	6,28,345	2,95,393	9,23,738
Arrears as on 1st April 1973	5,51,721	3,98,494	9,50,215
Arrears as on 1st April 1972	6,63,142	2,95,362	9,58,504

Note.—Figures in Appendix No.7A are subject to reconciliation.

APPENDIX No. 8.

Summary of Revenue of 'A' Budget Properties for 1973-74.

Particulars.	Collection of Revenue.		
	Permanent	Temporary	Total
Demand for the year	2,49,036	38,49,399	40,98,435
Arrears	37,665	15,18,809	16,01,774
Total	2,89,001	54,11,208	57,00,209
Amount collected	2,38,746	40,18,191	42,56,937
Variation in demand for the previous year carried out during the year	+4,089 -8	+2,57,170 -1,45,921	+2,61,259 -1,45,929
Amount written off	—	1,527	1,527
Arrears as on 1st April 1974	54,336	15,02,739	15,57,175
Arrears as on 1st April 1973	39,965	15,61,809	16,17,774
Arrears as on 1st April 1972	1,04,148	17,32,887	18,44,035

Note.—Figures in Appendix No. 8 are subject to Reconciliation.

APPENDIX No. 9

Analysis of General Account

(Figures in Columns 2 to 12 shown in lakhs)

Year	RECEIPTS						EXPENDITURE					Balance appropriated Capital Account	REMARKS
	Rents.	Municipal contribution	Share of tobacco duty	Interest on investment ¹	Miscellaneous	Total	Maintenance	Municipal rates and taxes	Interest and sinking fund	Miscellaneous	Total		
(1)	(2)	(3)	(3A)	(4)	(5)	(6)	(7)	(8)	(9)	(10)	(11)	(12)	(13)
	Rs.	Rs.	Rs.	Rs.	R.	Rs.	Rs.	Rs.	Rs.	Rs.	Rs.	Rs.	
1898-1899	1.9	—	—	—	—	1.9	1.1	—	—	—	1.1	1.8	
1899-1900	0.7	—	—	0.8	—	1.5	0.2	0.2	—	—	0.4	1.1	
1900-1901	0.9	4.8	—	1.6	—	7.3	0.3	0.2	2.2	—	2.7	4.6	Rent received in 1898-99 was mainly rent under Schedule 'Z'.
1901-1902	1.2	4.8	—	1.5	—	7.5	0.4	0.2	2.5	—	3.1	4.4	
1902-1903	1.4	5.0	—	35.	—	9.9	0.4	0.2	4.1	—	4.7	5.2	
1903-1904	2.6	3.5	—	2.3	—	8.4	0.4	0.4	5.7	0.1	6.6	1.8	
1904-1905	5.8	2.0	—	2.7	—	10.5	0.7	0.9	8.1	0.1	9.8	0.7	
1905-1906	9.7	2.5	—	1.9	—	14.1	1.4	1.3	10.1	0.1	12.3	1.2	
1906-1907	8.5	3.0	—	2.1	0.1	13.7	1.9	1.1	11.2	0.1	14.3	-0.6	
1907-1908	8.1	3.6	—	2.4	0.1	14.2	2.2	1.0	12.1	0.1	15.4	-1.2	
1908-1909	9.4	4.5	—	1.2	0.1	15.2	2.5	0.8	13.0	0.1	16.4	-1.2	
1909-1910	11.4	7.8	—	1.5	0.2	20.9	*3.3	1.0	16.0	0.1	20.4	0.5	
1910-1911	14.4	8.9	—	1.5	0.1	24.9	*3.1	1.0	19.1	0.1	23.3	1.6	* Includes interest paid to Government and the Municipality under Section 68 (1) of the old Act as shown below :-
1911-1912	16.6	8.6	—	2.2	0.1	27.5	*3.0	1.3	20.2	0.1	24.6	2.9	
1912-1913	18.0	9.2	—	2.0	—	29.2	*2.7	1.0	20.5	0.1	24.3	4.9	
1913-1914	20.9	9.3	—	2.0	—	32.7	*2.4	1.2	21.4	0.3	25.3	16.09	
1914-1915	23.0	9.8	—	1.5	0.1	34.4	2.7	1.5	22.4	0.3	26.9	7.5	
1915-1916	24.8	10.2	—	1.5	—	36.5	2.9	1.6	23.8	0.3	28.6	7.9	
1916-1917	27.2	11.0	—	2.5	0.1	40.8	3.1	1.7	25.8	0.2	30.8	10.0	
1917-1918	29.8	11.0	—	2.9	0.1	43.8	3.6	1.7	25.6	0.2	31.1	12.7	
1918-1919	33.2	11.5	—	2.0	0.1	46.8	3.6	2.0	25.2	0.2	31.0	15.8	
1919-1920	35.7	15.2	—	1.7	0.2	52.8	3.7	2.2	24.1	0.6	30.6	22.2	
1920-1921	37.5	15.7	—	5.4	0.5	59.1	4.0	2.4	29.4	1.0	36.8	23.3	
1921-1922	43.4	15.8	—	5.4	0.4	65.0	6.4	2.9	52.6	0.6	62.5	2.5	
1922-1923	45.0	17.9	—	4.9	0.1	67.9	7.9	3.5	64.1	-0.5	75.0	-7.1	
1923-1924	44.2	19.1	—	7.6	0.2	71.1	9.6	3.2	74.2	0.6	87.6	-16.5	
1924-1945	50.5	20.2	—	6.4	0.4	77.5	9.0	4.4	80.6	0.6	94.6	-17.1	
1925-1926	48.7	22.3	—	6.8	0.2	78.0	8.6	3.4	93.7	0.2	105.9	-27.9	
1926-1927	49.5	22.4	—	7.2	3.2	82.3	9.6	3.6	90.5	-0.3	103.4	-21.1	
1927-1928	48.5	23.1	—	6.3	2.3	80.2	11.3	3.8	90.2	—	105.3	-2.51	
1928-1929	47.6	23.0	—	3.8	1.0	75.4	10.6	2.7	90.4	—	103.7	-28.3	
1929-1930	51.0	22.9	—	2.7	0.1	76.7	10.2	2.9	89.3	—	103.4	-24.3	
1930-1931	50.2	23.1	—	2.7	0.2	76.2	10.2	3.4	92.1	—	105.7	-29.3	

Year	Government Rs.	Municipality Rs.	Total Rs.
1909-10	65,350	41,241	1,06,591
1910-11	46,440	37,841	84,281
1911-12	61,858	37,276	99,134
1912-13	68,194	37,431	1,06,625
1913-14	54,644	27,668	82,312
Total	2,96,486	1,81,457	4,77,943

* Includes an amount of Re. 1.23 lakhs still to be adjusted.

1931-1932	49.3	28.4	7.4	1.4	0.1	74.5	10.6	2.3	4.9	18.1	+28.2	
1932-1933	49.5	29.1	7.4	1.7	0.1	81.4	11.8	3.0	96.3	111.3	29.9	
1933-1934	49.2	32.9	11.4	3.9	—	94.4	7.5	4.4	98.2	110.1	-12.7	
1934-1935	50.9	33.4	10.9	3.3	—	98.5	9.6	4.2	98.6	112.4	13.9	
1935-1936	50.3	33.4	9.8	2.8	0.1	96.4	9.5	3.8	102.3	136.4	-40.0	
1936-1937	51.2	32.2	11.8	4.9	0.2	100.3	10.3	3.6	85.2	99.1	+1.2	
1937-1938	50.6	34.4	12.4	4.6	0.6	102.6	10.5	3.3	83.1	96.9	+5.7	
1938-1939	52.0	34.3	10.4	4.2	0.4	101.3	15.0	3.2	80.9	99.1	+2.2	
1939-1940	33.5	37.1	9.9	3.4	0.4	104.3	16.1	3.4	80.2	99.7	+4.6	
1940-1941	32.5	35.7	5.4	3.9	0.6	98.1	18.1	3.6	80.3	102.0	-3.9	
1941-1942	32.3	36.9	10.0	4.0	0.3	103.5	14.3	3.4	80.0	97.7	+5.8	
1942-1943	34.2	24.7	4.1	4.0	0.4	87.3	14.4	3.2	79.6	103.5	-16.2	
1943-1944	34.7	26.3	10.0	4.0	0.4	95.4	15.2	3.2	79.5	97.9	-2.5	
1944-1945	60.0	27.3	10.0	4.4	0.3	102.0	17.5	4.1	78.1	99.5	+2.5	
1945-1946	60.3	28.4	7.5	4.3	0.5	101.0	20.0	4.4	77.6	102.0	-1.0	
1946-1947	60.1	30.0	8.6	4.7	0.3	103.7	23.1	4.6	76.6	104.3	-0.6	
1947-1948	67.9	30.0	9.2	5.5	0.3	112.9	24.2	4.4	77.1	105.7	+7.2	
1948-1949	59.0	31.7	2.0	5.4	0.6	98.7	31.0	4.7	77.0	112.7	-14.0	
1949-1950	60.7	32.9	10.0	5.9	0.7	110.2	29.8	4.7	76.3	110.8	-6	
1950-1951	39.4	34.6	10.0	5.8	0.5	110.3	32.1	4.9	77.4	114.4	-4.1	
1951-1952	60.8	36.3	10.0	5.8	0.6	113.5	28.5	5.9	76.5	110.9	+2.6	
1952-1953	63.58	35.84	7.42	5.32	0.73	112.89	33.8	9.1	75.89	118.79	-5.9	
1953-1954	68.13	36.99	10.0	5.25	0.66	121.03	37.49	7.5	76.15	121.14	-1.1	
1954-1955	71.83	39.62	10.0	5.07	0.89	127.35	40.42	7.37	75.95	123.74	+3.61	
1955-1956	68.61	39.89	6.38	3.78	0.64	119.30	45.86	2.45	75.62	123.93	-4.63	
1956-1957	68.68	43.75	5.00	4.10	0.93	122.46	44.16	7.38	75.19	127.03	-4.57	
1957-1958	67.24	44.53	14.56	4.39	0.26	130.98	40.14	7.71	76.12	123.97	+7.01	
1958-1959	67.22	46.04	7.56	2.86	0.38	124.06	41.58	6.63	75.92	124.15	-0.09	
1959-1960	69.78	47.44	7.64	1.95	0.70	127.51	41.31	7.85	75.82	124.98	+2.53	
1960-1961	78.19	47.27	5.11	1.39	0.55	132.51	47.97	7.75	76.81	132.53	-0.02	
1961-1962	78.45	54.67	5.73	5.21	0.65	142.14	45.62	7.86	81.36	134.84	+7.36	
1962-1963	80.13	54.84	—	2.23	0.69	137.91	44.02	9.02	88.69	136.73	+1.18	
1963-1964	84.20	56.36	—	3.76	0.59	144.91	57.04	8.47	87.98	153.49	-8.58	
1964-1965	85.55	54.85	10.00	3.96	1.93	156.29	58.68	12.11	89.39	160.18	-3.89	
1965-1966	104.96	80.14	—	1.86	1.03	187.99	79.53	14.26	87.85	181.64	+6.35	
1966-1967	105.48	84.86	10.00	3.38	0.54	205.26	87.75	16.10	94.91	198.76	+6.50	
1967-1968	100.31	95.95	3.47	0.11	0.63	200.27	98.74	21.04	101.14	220.92	-20.65	
1968-1969	106.13	101.08	9.60	(p.a.) 0.05	1.02	217.18	79.09	14.03	101.71	194.83	+20.05	
1969-1970	122.79	121.78	0.39	3.35	3.63	251.94	10.82	17.18	10.12	233.07	+18.87	
1970-1971	124.37	183.17	—	1.63	7.24	316.41	149.26	20.36	102.25	271.87	+44.54	
1971-1972	132.09	290.20	—	6.42	4.28	342.99	164.30	35.12	98.47	297.89	+45.10	
1972-1973	149.21	219.20	—	7.63	160.39	536.14	256.47	38.26	98.33	393.08	+143.35	
1973-1974	157.41	218.11	—	9.30	60.72	445.24	273.73	43.97	97.26	419.96	+25.28	
Total to the end of 1973-74	4034.54	2937.98	295.06	268.82	266.25	7800.25	2393.88	463.49	4,689.45	32.40	7,579.22	221.05

Particulars of Municipal (Improvements) Chawls Cost, Net Annual Returns

Serial No.	Name of the Chawl.	Year in which the site of chawls approp. and of construction of chawls	Total area of chawls sq. Metres	Rate per sq. yd. as in the year given in column 5.	Value of the site (Cols. 4&5)	Constructional cost of the Chawls including 1/2 per cent or management and establishment	Cost of work value of the land management and establishment charges columns 6 and 7	Interest and Sinking Fund charges on capital out lay at 4 1/2 per cent on column 8 up to 1919 and thereafter at 6 1/2 per cent.
(1)	(2)	(3)	(4)	(5)	(6)	(7)	(8)	(9)
1	1-4 Agripada A Chawls	1900	Sq. Metre 6091.21	Rs. 8	Rs. 50,995	Rs. 1,85,505	Rs. 2,36,500	Rs. 10,908
2	5-16 Agripada B Chawls	1903	9970.85	6	71,550	5,41,639	6,13,189	28,269
3	31-32 } 38-40 } Agripada C Chawl	1903	5226.65	6	37,506	2,79,182	3,16,688	14,599
4	45-46 } 19-24 Chandanwadi Chawls	1904	8080.36	15	1,44,960	3,76,915	5,21,875	24,059
5	26-27 } Imamwada A Chawls	1905	11239.26	13.8	1,81,467	4,98,562	6,80,029	31,349
6	29,30&31 } 50 Imamwada B Chawl	1905	793.49	13.8	12,811	19,368	32,179	1,483
7	33-37 Mandvi-Koliwada Chawls	1908	3485.83	75	3,12,675	2,76,040	5,88,715	27,140
8	2 Workmens Cottages Matunga	1905	789.31	5	4,720	12,083	16,803	774
9	17-18 Nagpada C Chawls	1903	2148.02	7	17,983	82,358	1,00,341	4,676
10	39 Nagpada A Chawl	1904	1755.04	7	14,693	99,776	1,14,469	5,277
11	28 Princess Street Chawls	1907	1237.47	30	44,400	42,417	86,812	4,002
12	42-44 } 47-49 } Suparibaug Chawls	1910	6756.77	48	36,364	3,39,878	3,76,242	17,345
13	52-57 Chinch Bunder Chawls	1913	7103.76	26,66(d)	2,26,560 (d)	6,79,622	6,06,182	27,945
14	86-95 Cottage Blocks (Old)	1920	2324.44	10	27,800	36,069	63,869	4,056
15	58-61 Clerk Road Chawls	1921	3495.86	15	62,715	4,39,814	5,02,529	51,911
16	62 Pais Street Chawls	1921	2858.73	15	51,285	1,70,863	222,145	14,106
17	63-66 Mominpura Chawl (Old)	1921	6488.37	15	1,16,400	4,31,655	5,48,055	34,801
18	67-72 Three room tenements Scheme 5	1922	4689.85	6	33,654	2,64,717	2,98,371	18,946
19	73-78 Two room tenements, Scheme 6	1922	3540.17	6	25,404	2,91,972	3,17,376	20,153
20	79-85 Cottage Blocks (New)	1922	6528.50	6	46,848	69,312	1,16,60	7,376
21	Blocks 1-19 Bellas Road Chawls	1922	29853.19	19	6,78,376	25,75,065	32,53,441	2,66,594
22	1-16 Mangan Chawls	1922	24315.50	10	2,90,810	21,77,079	24,67,889	1,56,711
23	1 Mominpura Chawls (New)	1923	3270.10	20	78,220	3,14,276	3,92,496	24,923
24	1-23 Love Lane Chawls	1925	11176.50	188	2,47,289	11,36,407	13,83,696	87,865
25	1-10 Sydenham Road Chawls	1925	10698.28	16	2,04,720	7,78,071	9,82,791	62,407
26	1-2 Paltan Road Chawls	1946	2721.60	25	81,373	2,32,503	3,13,878	19,931
27	3 Paltan Road Chawls	1952	9551.86	50	92,777	3,48,544	4,41,321	28,024
28	A-J Sewri Chawls	1956	5554.41	25	1,66,075	5,06,514	6,72,589	28,120
29	Naigaon Chawls	1957	3362.08	40	1,60,840	5,59,481	7,20,321	29,110
30	Sion Chawl	1958	927.27	40	44,360	1,40,842	1,85,202	7,997
31	Wadala Chawls 112 Tenements	1959	2897.19	40	1,38,640	6,27,259	7,65,899	32,474
32	Wadala Chawls 272	1960	10068.68	40	4,81,680	15,55,841	20,37,521	86,391
33	Wadala Chawls 144	1961	6765.13	5	4,04,550	8,92,806	12,97,356	55,000
34	Wadala Chawls 160	1961	6212.45	50	3,71,600	10,13,999	13,85,499	58,748
35	Wadala Chawls 224	1961	7836.21	50	4,68,600	14,87,658	19,56,258	82,946
36	60 T. Morlag	1963						
37	Tenements at 144 S. G. Marg	...						
38	Jasmine Mills Rajeshri Shahu Nagar	1967						
39	10 Steps 40 R. Sion Koliwada	...						
40	Deonar New colony	1967						
41	36 T. Worli	1969						
	Total		2,65,288		54,30,602	1,91,81,087	2,46,14,689	12,96,413

(a) Rs. 0-0-0 for 8 larger rooms (double) rooms having partition inside.

(b) Representations

(c) The figure represents the value of Rs. 40 per sq. ft. of the site situated between the 25 road and the Railway and measuring 3,664 sq. yds. figure arrived at by dividing by 8.496 yds.

(d) based at 4.24 per cent.

A—Includes room rent: free nil Sweeps

B—Rooms used for Office and Stores.

C—do temporarily occupied by Schools.

E—do do do Shops.

F—do do do Gymnasium

G—do do do Caravan.

No. 10

Number of tenements, full letting value.

Gross annual rent	Annual profit + or loss— i.e. 49.77 per cent. of column 10-9.	Percentage of rate annual return* 49.77 of col. (10) of capital cost (col. 8)	Total Number of rooms.	Number of floors including ground floor.	Floor area of tenements including Verandah.	Rent per room as on 31-3-1962 inclusive of increase in taxes.	Economic rent Ex. clusive of increase in taxes.	Number of rooms living purposes.	Number of rooms let for Shops, Godowns, or Municipal purposes
(10)	(11)	(12)	(13)	(14)	(15)	(16)	(17)	(18)	(19)
Rs.	Rs.				Sq. ft.	Rs. P.			
41,152	-31,384	8.66	312	3	175	7 49	8 14 0	276	1-B, 5-D & 50-E
			(Verhendeht)			10 40			
54,424	-55,356	4.41	658	4	110	6 45	7 10 0	926	20-E
			258		142	7 75	8 1 0		
			433	4	177	7 49	8 12 0	414	18-E, 1-F
1,05,118	-77,428	19.83	674	4	125	9 36	10 6 0	633	2-D, 9-E
1,08,025	-77,823	10.30	857	4	135	8 95	9-13, 10-1 10-5	846	2-B, 4-C & 5-D
						11 93			
1,08,230	-86,658	7.56	30	4	160	8 31	Rs. 9-13	30	
						9 96	10-1, 10-5		
96,091	-74,965		278	4	176	8 31	17 5 0	222	308-E-26-G
						9 96			
						10 85			
1,857	-15.58	8.12	15	1	120	12 98	12 7 0		
						9 36			
17,517	-13,394	5.50	144	4	148	11 24	9 10 0	144	
						8 64			
18,961	-14,714	8.69	144	4	160	10 34	9 0 0	144	
						8 64			
9,730	-8,845	8.24	64	4	136	10 35	14 2 0	64	
						7 76			
56,608	-45,519	5.58	481	4	176	9 30	9 4 0	479	1-B, 1-F
						8 36			
85,552	-70,524	7.49	405	2	176	10 09	13 6 0	372	33-G
						24 81			
						28 80			
4,785	-6,438	7.02	14	1	275	9 62	38 0 0		
47,049	-55,327	3-73	325	4	176	10 66	13 12 0	320	4-E
						12 82			
21,822	24,967	4.66	134	4	175	9 36	15 13 0	131	1-F
						11 24			
50,181	-59,776	4.88	246	4	175	11 24	13 8 0	241	3-E
			(b) 160						
21,243	-29,519	4.56	36	4	562	46 34	Rs. 55.60 & 65		
						22 81			
25,607	-32,897	3.54	72	3	338	29 47	Rs. 35, 33, 32		
						30 83			
4,185	-9,459	4.02	10	3	325	10 69	35		
						12 83			
2,98,805	-3,55,309	1.79	1,549	3	176	9 36	Rs. 16-5	1,513	20-C7-D
						12 30	18-6, 17-14		
1,80,648	-2,46,620	4.57	1,385		176	9 36	Rs. 15-6, 15-14	1,263	& 9-E, 36-C, 4-D
						11 24	13 8 0		
41,146	-45,431	3.64	234		176	9 46	Rs. 15-9, 16-1, 16-9, 17-1, 17-9	227	5-D, 22-E, & 1-F
						10 69		792	7-E
1,37,934	-1,56,514	5.22	821	4	176	12 38	Rs. 15-7,	387	1-B,
						26 74	32, 33, 35		1-C, 1-D & 1-
89,622	-1,07,012	4.96	391	4	176	328	Rs. 15-7	125	
			156	4	180	10 38	R16, 16-8		
75,374	-85,469	8.50	156	4	180	11 09	Rs. 35	76	24-E
						26 03			7-C
61,666	-58,811	4.56	86	4	180	27 06	Rs. 35	194	4-E, 6 G
38,918	-48,479	2.69	194	2	180	22 91	Rs. 36-10	120	
						24 20	Rs. 4	24	
14,497	-15,212	3.90	120	4	190	21 86			
						29 43			
62,530	-63,595	4.06	24	4	237	50 33			
						31 50			
1,43,636	-1,54,878	3.51	112	4	273	47 00			
			272	4					
75,614	-92,640	2.90	144	4		64 00			
						66 50			
78,734	-97,931	2.83	160	4		67 50			
						07 00			
97,332	-1,31,387	2.48	224	4					
18,008			60					60	
67,462			144						
6,62,842			1040						
36,236			50				40	40	10E
4,04,470			582					578	3B, 1C
21,002			36						
34,84,610	-24,35,989	186.94	13,484						

APPENDIX No. 11

Statement of percentages of outgoings in respect of Chawls and S. P. Sheds :—

Particulars.	Permanent Chawls		Permanent ground floors rooms and S. P. Sheds.		
	1972-73	1973-74	1972-73	1973-74	
Sanitary Stalls	...	21.09	21.73	23.95	28.72
Pumpers	...	7.50	7.50	7.50	7.50
Cost of Management and Establishment	...	47.79	35.33	45.33	60.57
Municipal Rates and Taxes	...	92.69	85.21	68.93	79.71
Repairs and Maintenance including lighting
Varieties
Total	...	109.07	149.71	145.71	176.50

APPENDIX No. 12.

Statement of tenements constructed for Slum Clearance Scheme (City and Suburbs)

Serial No.	Locality.	Yard of Construction	No. of structures	Number of Tenements		Subsidised rents Charged	Standardised Rent	
				Residential	Shops Godowns		Rs. P.	Rs. P.
Municipal Scheme :—								
1	Palton Road Chawl No. 4	1956	1	83	20	31.27	46.04	105.85
2	Hijen Road Transit Camp.	1957	19	1379	...	24.59	29.24	29.24
3	Tank Palkhadi Transit Camp	1958	27	254	...	24.59	29.24	29.24
4	Dharavi	1959	5	120	...	27.24
5	Shopping Block at Haines Road	1960	1	...	4	...	22.69	63.20
6	Do. Do. Milk Street	1962	1	...	17	16.48	73.64	92.05
7	Shopping Block at Tulsiwadi	1963	1	...	15	30.91
8	Shopping Blocks at Water St.	1963	1	...	10	...	Varying from 35.15 to 43.94	...
Government Aided Schemes								
1	Haines Road	1959	7	112	...	29.24	...	57.5
2	Haines Road	1959	5	80	...	29.24
3	Sukhalaji Street	1960	1	76	...	30.34
4	Sion Scheme 6	1960	1	40	...	29.25
5	Body Guard Lines	1960	6	96	...	31.24	52.23	51.32
6	Dharavi	1961	5	168	...	29.24
7	Foras Road	1961	1	42	13	29.24
8	Rawli Camp	1961	18	288	...	29.25	...	74.84
9	Bane Compound Arthur Road	1961	6	208	...	29.11
10	Water Street, Byculla	1961	7	112	...	29.24
		1962	2	32	...	31.24
11	Haines Road	1961	2	80	...	29.24
12	Sion Scheme 6	1962	2	80	...	29.25
13	Body Guard Lines	1962	8	128	...	32.48
14	Popy Road	1963	1	40	...	31.24	...	75.40
15	Haines Road	1963	6	96	...	31.24	...	70.85
16	Rawli Camp	1964	14	224	...	31.24
					11	67.99	...	135.40
17	Sion Village Blk E	1964	1	24	...	31.24	...	69.66
18	Kamatipura C Bk Bapty Rd.	1964	1	22	...	31.24	...	62.90
19	Do. Bapty Rd. 'A' Block	1964	1	26	11	31.24	...	85.00
							...	78.00
20	Kamatipura Ml. Area stable street	1965	1	41	11	31.24	...	75.30
							...	85.07
21	60 t. Folkland Road	1966	1	0	87.87
	8th X Lane	1966	3	60	...	38.67	...	83.86
22	60 t. Hains Road	1967	6	240	...	37.76	...	64.53
23	Rawli Camp	1969	5	132	8	39.67	...	68.29
24	Rawli Camp	1969	1	32	10	153 for shops—
	crossing Orp. S. S. S. Nagar					63.00	rooms.	...
26	Kamatipura Ml. area stable street	1970	1	45	12	51.50
27	Peruchawl Lalbaug Gas Work Lane	1970	1	30
28	60 t. Rawli Camp	1971	3	50	...	51.50
29	Rawli camp EKE 3 & A, 7	1972	2	44	75.00
30	230 T and 20 shops Rawli Camp.	1973		230
Suburbs.								
31	Vikroli	1961	16	396	...	29.24	55.56	61.00
32	Do.	1963	12	348	...	31.24	52.53	54.00
33	Kherwadi Bndra	1964	17	217	...	31.50	...	58.50
34	Tenements along Eastern Express Highway Chhatkonar	1965	108	1004
35	60 t. at Bombay Agra Road Chhatkonar	1966	3	60
36	320 t. at Santacruz	1966	20	320	...	31.50	...	58.50
37	200 t. at Match Factory Kurla	1973	10	200

APPENDIX No. 13

Statement of Tenements constructed from Budget 'A' for Municipal General Staff :—

Serial No.	Locality	Year of construction	No. of structures	No. of tenements	Subsidised Rent		Standard Rent
					Maximum	Minimum	
					Rs.	Rs.	Rs.
					(Subsidised rent at Rs. 12 per 100 Sq. ft.)		
1	Gilder Lane Tenements, Bombay Central.	1958	4	144 (64)* (80)	54.79 } 38.24 }	38.79 27.24	96.62 67.70
2	Elphinstone Road	1958	3	72	26.65	19.59	43.21
3	Surya Cinema Tenements Naigaum	1958	2	48	26.65	20.33	43.31
3	Chinchpokli Tenements Arthur Road.	1959	2	32	33.13 } 31.15 } 35.04 } 32.94 }	26.82	53.73
5	Maratha Hospital Compound, Byculla.	1959	4	64	35.95 } 37.83 }	26.70 26.70	54.31
6	Worli Tenements Dr. Annie Besant Road.	1961	7	112	33.04 } 32.44 } 34.82 } 34.19 }	26.82	67.65 67.65 71.30 72.96
7	40 tenements Maratha Hospital Compound.	1965	2	40	34.02 } 33.56 } 34.97 } 35.86 }	...	75.26 74.27 77.37 79.33
8	Maratha Hospital Compound, Byculla.	1962	2	16 8@	42.58 39.39 70.43	...	72.74 67.32 117.17
9	88 tenements near Wadala Railway Station.	1966	3	88 22	...	23.73	146.41 (Shops) 58.85 (Rooms)
SUBURBS							
1	Khar Tenements Hasnabad Lane	1961	5	60	37.09 40.16	...	67.31 73.38
2	18 tenements at Khar	1968	...	18	39.33 41.17	...	71.80 90.50
3	Tata Compound Andheri	1970	3	80	93.00

* Three room tenements. Rest are two rooms tenements.

@ Four room tenements.

As per new formula rent to be charged at 10 per cent. of total emplacements or Standard rent which ever is less if the allotment is made on and after 19-8-1971 (C.R. No. 547 of 19-8-1971).

HYDRAULIC ENGINEER'S DEPARTMENT

SUMMARY

I.—Expenditure

(1) Expenditure incurred for Establishment	Rs. ...	1,43,07,404
(2) Expenditure incurred for the works relating to Revenue Budget	Rs. ...	1,62,47,217
(3) Expenditure incurred for the works relating Loan Works Budget.	Rs. ...	88,30,474

II.—Results achieved :

(A) (1) Total length of pipe lines laid	...	67,585 Mts.
(2) Total No. of water meters	...	70,057 Nos.
(3) Total No. of Stand Pipes	...	4,984 Nos.
(4) Total No. of Short Supply Complaints	...	27,236 Nos.
(5) Total No. of metered connections	...	3,207 Nos.
(6) Total No. of unmetered connections	...	3,939 Nos.
(7) Total No. of boosting stations	...	32 Nos.
(8) Total No. of Pumping Stations	...	3 Nos.
(9) Total No. of burst occurred	...	40 Nos.
(10) Total No. of plans prepared by A. E. S.	...	191 Nos.
(11) Total No. of estimates prepared by A. E. S.	...	194 Nos.
(12) Total estimated amount	...Ps.	5,82,76,553
(13) Compounded Charges for water used for construction purposes.	...	
	1,366 Nos.	Rs. 19,66,727
	3,568 Nos.	Rs. 23,73,187
Total	4,934 Nos.	Rs. 43,39,914
(14) Total No. of zones tried by Leak Detection Branch for Waste prevention	...	52 Nos.
(15) Total length of trunk mains	...	729 Km.
(16) Total No. of Head Works	...	6 Nos.
(17) Name of the new Project Completed	...	Upper Vaitarna 2 Nos.
(18) No. of Filtration Plants	...	(Tulsi and Ulhas)
(19) No. of Chlorination Plants	...	7 Nos.
(20) No. of Service Reservoirs in commission	...	14 Nos.
(21) Total Reservoirs constructed so far	...	14 Nos.
(22) Plants and Machinery maintained at different places.	...	74 Nos.
(B) (1) Average quantity of water supplied per day to greater Bombay for all purposes.	...	1,276.50 MI.
(2) Average quantity of water supplied per day for domestic purposes to Greater Bombay.	...	128.23 MI.
(3) Average quantity of water supplied per day for Industries	...	247.85 MI.
(4) Total quantity of water brought to Greater Bombay.	...	4,65,892 MI.
(5) Average loss by evaporation per day in 7 dry months from all sources.	...	308.70 MI.

(6) Total loss of water per day from 4 sources due to evaporation leakage and absorption	...	864 MI.
(7) Total rainfall:—		
Vaitarna	...	3,176.50 mm.
Tansa	...	2,909.30 mm.
Vehar	...	1,629.98 mm.
Tulsi	...	2,286.06 mm.
Powai	...	1,975.80 mm.
(8) Highest levels of lakes reached:—		
Vaitarna	...	163.20 Mts.
Tansa	...	128.63 Mts.
Vehar	...	80.81 Mts.
Tulsi	...	139.38 Mts.
Powai	...	59.58 Mts.
All lakes over flowed.		

K. D. MULEKAR,
Hydraulic Engineer.

INDEX

- (1) Introduction
- (2) Water Supply System.
 - (i) Existing supply
 - (ii) Operations
 - (iii) Catchment Management
 - (iv) Quality Control
 - (v) Distribution Divisions and Service Reservoirs.
 - (vi) Proposed Expansion of the existing System.
 - (vii) Ward Details at glance.
- (3) Working of various Divisions.
- (4) List of Appendices. I to XXIII.

THE SUPPLY SYSTEM

Greater Bombay covering an area of 435 Sq. Kilometres (168 Sq. Miles) derives its water supply mainly from artificial lakes impounding the rainwater falling in their catchments during the monsoon each year.

The larger of these, formed by dam, built across the Vaitarna and Tansa Rivers which rise in the Western Ghats and flow into the Arabian Sea, are located on the main land. The smaller ones the Vehar, Tulsi and Powai Lakes are located within the limits of Greater Bombay itself, on the island of Salsette.

All these sources are at such elevations that water can be conveyed from them by gravity to the various focal points of distribution in the Greater Bombay area. Some marginal quantities are however derived by pumping from the Ulhas River which during the fair season depends entirely on the tail race waters of the privately owned generating station of the Tata Hydro-electric Company at Bhiyपुरi.

The first source to be developed was the Vehar Lake in 1860, the supply until then having been drawn only from local wells and tanks. The demand for piped water through initially limited, rose rapidly, necessitating the developments of the Tulsi Lake in 1878. The supply potential of the Vehar Lake was 61.36 m.l.d. (13.5 m.g.d.) and that of the Tulsi Lake 18.18 m.l.d. (4.0 m. g. d.). Both these sources were located on the Salsette Island itself.

The next stage of development required water to be conveyed from the main land over much longer distances and across the intervening Thana Creek. The first stage of the Tansa Scheme was completed in 1892, the conveyance of the water having been achieved by constructing a masonry duct running along the contours of the hills at a gradient of 150 mm. (6") per mile with an inverted syphon main of 1200 mm. (48") diam. wherever valleys had to be negotiated. There were also a few tunnels along the alignment. The water was carried out over the creek portion by a bridge. By this arrangement, the supply to Bombay increased by about 77 m. l. d. to 82 m. l. d. (17 to 18 m. g. d.) this being the carrying capacity of the conveyance system.

The second stage of the Tansa development was undertaken in 1912 and completed in 1915. The work involved was of raising the dam by 2.90 Mts. (9.58 f.) and laying an additional main of 1250 mm. (50") diameters syphons. This brought the total capacity of Tansa to about 182 m. l. d. (40 m. g. d.).

The Tansa completion work consisting of raising the dam by another 1.62 mt. (5.42 ft.) constructing a new outlet well and laying 2. Nos. 1800 mm. (72") diam. revetted steel mains by a somewhat different alignment to convey another 327 m.l.d. (72 m. g. d.) to Bombay was undertaken in 1922 and completed in 1927.

The water supply situation was comfortable till the outbreak of the 2nd World War in 1939. After that, shortages developed necessitating the implementation of the Vaitarna-cum-Tansa Scheme in 1948. Just before this, automatic shutters were provided on the spill-way of the Tansa Lake increasing its full supply level by 0.61 Mt. (2 ft.).

The new augmentation scheme consisted of building a dam on the Vaitarna River in the neighbouring catchment of Tansa, a tunnel through the intervening range of hills for conveying water to Tansa and an additional main from Tansa to Bombay. The size of this main was 2,400 mm. (96") diam. It was of welded steel construction and shall design with ring girders and roller supports. It was for the first time such a design was adopted in the country and the main about 76.22 kms. (47.37 M.) was the longest pipe-line of such a larger diam. anywhere in the world. A total combined capacity of the Vaitarna and Tansa complex on completion of the augmentation scheme in 1956 was about 909 m.l.d. (200 m.g.d.).

Before the next stage of the development could be financed, it became necessary as a temporary measure to derive 91 m.l.d. (20 m.g.d.) by pumping from Ulhas River. This work was undertaken in 1966 and completed in 1967.

The next stage of augmentation has already been undertaken under the Upper Vaitarna Scheme which comprises of building dams in the Upper reaches of the Vaitarna Catchment and laying of a 2700 mm. (108") diam. pipeline from the lower end of the tunnel connecting Vaitarna and Tansa to convey additional quantity of about 546 m.l.d. (120 m.g.d.) to Bombay.

The Powai Lake which was developed in 1889 has not been mentioned in the above review, as it was hardly ever used as part of the system owing to the rather inferior quality of its water. During recent years it is being used for supplying to the stables in the Aarey Colony and for growing pargass in the surrounding areas.

OPERATION OF THE SYSTEM

DETAILED DESCRIPTION OF HEAD WORKS AND CONVEYANCES SYSTEM

(a) **Vaitarna Head Works.**—The Vaitarna Head Works consists of a gravity dam spanning a gorge of 555 Mts. (1820 ft.) and having a height of 82 metres (269 ft.) above the bed of the river. It is built of mass concrete which had been pre-cooled to the temperature of about 15.60 centigrade (60° F) at the time of construction, this being the first instance of this type of construction in the country.

The spill way section consists of 8 gates each of 12 metres (40 ft.) width and 8 Mts. (26 ft.) height. Four of these gates are electrically operated and the remaining four work by buoyance. For emergency repairs to gates prefabricated stop-logs have been prepared and kept ready mounted on the dam and for lowering these into position, a 14 ton capacity Goliath Crane has been installed running along the dam. The dam is also provided with under sluices and has two inspection galleries at different levels. There are arrangement to measuring the deflection of the dam under different condition of loading the reservoir.

Intake arrangements.—The Intake Tower is provided with two gates (one being an emergency gate and these until recently comprised the sole control from this source into the 3000 mm. (10 ft.) diam. horse shoe tunnel emanating from this source. During the year under review two more pairs of penings in the Intake tower at the levels of 152.40 mts. (500 ft.) and 146.30 (480 ft.) were provided. Thus the total number

of additional opening in the Intake Tower are now at levels 158.50 metres; 152.40 mts. 146.30 mts. and 140.20 metres (520 ft. 500 ft., 480 ft. and 460 ft.) THD so as to enable the water to be drawn from the level nearer to the surface.

The length of the tunnel between Vaitarna and Tansa is 9.24 kms. (6 miles) being made up for three sections with 3150 mm. diam. steel pipes spanning the Balwant and Tasu Nalas which run across the alignment. The tunnel divides into two branches at a Bifurcation Chamber wherein gates have been provided on each arm. One arm proceeds towards Tansa Lake where it terminates in a forebay at the entrance to the open channel leading into the Tansa Lake. The second arm is connected to a 3000 mm. (120") diam. pipe line which meets the 2400 mm. (96") diam. pipe line from Tansa at a point at short distance away from the Tansa Outlet Well.

Half way along the alignment of the 3000 mm. (120") diam. pipe line, a Breakpressure tower has been provided to limit the head in the Vaitarna System to about 146 mts. (480 ft. THD) and thus to protect the Tansa system against excessive head in case, it becomes necessary for operational reasons to interconnect the two systems.

During the year under review, the Break-pressure tower kept plugged to take advantage of the higher level of Vaitarna to bring more water in the City with adequate pressure.

Commissioning of Upper Vaitarna Main

The work of laying 2750 mm. (108") dia. main between Bel Nalla to Dharavi by the Project Department was completed and the entire length of this new pipe line was put into commission to bring additional water to City. Aid from Upper Vaitarna Dam :—About 1,42,402 M. L. (31,325 M. G.) of water was transferred from storage at Upper Vaitarna lake, which helped to maintain additional 545 m.l.d. (120 m.g.d.) supply to City throughout the year.

The Vaitarna Head Works are manned by a total staff of 84 including a Medical Officer. The powerhouse consisting of 3 Nos. of 100 K. W. capacity diesel generators which generate power at 440 volts, was maintained as a stand by arrangement in case of failure of electric supply from Maharashtra State Electricity Board which was connected in May 1973. Besides the inspection bungalows which are being utilised by members of the visiting the site.

Turbidity Levels

During the monsoon of 1973, the maximum level of turbidity measured at the lowest intake point was 75 PPM. The turbidity of the surface water reached the maximum value of 13 PPM.

VAITARNA

Year of Construction	... [1948-(year of start)] 1956-57.
Length of the Dam	... 555 Metres (1820'-0")
Type of dam	... Gravity dam (Mass-concrete cooled to 60°F).
Gross capacity of storage	... 45,150 M. G.
Length of Spill way	... Net 320'-0" in Centre of Gorge overall length 413'-0"
Flood Discharging Capacity	... 2,00,000 Cuses.
Useful capacity	... 39,660 M. G. at F. S. L. (535 THD).
No. of gates	... 8 Nos. on crest of spill way. 4 Nos. Electrically operated. 4 Nos. by force of Buoyancy.
Type of gate	... Radial gate, Tainter type.
Size of gate	... 12 M. (40'-0") Y 8 M. (26'-0") Width Depth
Catchment area	... 174 Sq. Miles.
Size of Tunnel	... 10'-0" (120") (Horse Shoe type) 4½ miles long. in 5 sections between Tansa and Vaitarna Lake.
Capacity of Tunnel	... 750 M. G. P. D. under pressure head of 125'-0" with C : 130.
Lowest outlet	... 270'-0" T.H.D. No. 2 of 12'-6" x 6'-6" (capacity : 5000 cusecs at 373.50 T.H.D.).
F. S. L. T. H. D.	... 535 Ft.
Lowest level	... 416.88 ft. in T. H. D.
Tunnel face T. H. D.	... 416.88 T. H. D. (Face No. 1) (417).
Tunnel end T. H. D.	... 414.88 T. H. D. (Face No. 7) (415).
Length of Tunnel	... Actual length 4½ miles. (23,291 ft.).
Break Pressure Tower Overflow Level in T. H. D.	... 445'-0".
Yield from Vaitarna catchment	... 140,000 M. G. at dam site.
120" Pipe length upto 0/4	... 6½ Miles.
Invert level of 96" at 0/4 length of 96" pipe line.	... 343.20 T. H. D.
Shell thickness	... (3/8" to 3/4") i. e. 10 mm. to 20 mm.
Value of C at present	... 120
Expansion joints	... 1000'-0" apart.
Distance of support or chain	... 36'-0"
Totallength of pipe line	... 54 miles of 120"> 96"
Distance of ring girders	... 36'-0" (also 48'-58"):
Supply discharge obtained now	... 138 M. G. D. on 30-11-1971.
Maximum Capacity of pipe (96")	... 140 M. G. D. with C : 120/Q : 140 M. G. D.
Distance from Bombay	... 74 miles.
Cost	... 16 Crores.
Average rain fall	... 110"
Catchment area	... 174 Sq. Miles.
Supply available to Bombay	... 108 M. G. D.

(b) Upper Vaitarna.—

Upper Vaitarna Scheme

(A) General.—As the population of Greater Bombay continued to increase, the supply brought after completion of Vaitarna-cum-Tansa Scheme was observed to be inadequate. The Government of Maharashtra was constructing an Hydro-Electric Project in the upstream region of Vaitarna Lake. The Corporation therefore, decided to undertake Upper Vaitarna Project which can yield 120 million gallons per day. The salient features of this scheme are as under :—

(1) Head Works.—2 dams are to be constructed across river Alwandi and Vaitarna to impound the necessary storage. The work of the construction of dams is being carried out by the Government of Maharashtra and the Corporation has to share the cost of the dams. The tail-race water after generating electricity will be left into the river and will find its way into the existing Vaitarna Lake of the Corporation.

(2) Conveyance.—To convey this additional 120 m.g.d. of water, the Corporation was to lay 3000 2750 > 2500 mm. dia. main from Bel Nalla to Dharavi, a distance of about 84 K.Ms. The work of preparing formation from Bel Nalla to Bhandup was divided into 3 sections and entrusted to 3 contractors. The works were started in 1965, but due to delay in getting possession of land required for making formation etc., all the 3 works were delayed. In order to lay the main as per plan, the work of laying the main and fabrication of pipes and specials etc., was entrusted to the Consortium of contractors headed by Messrs. The Hindustan Construction Co. Ltd. Messrs. The Hindustan Construction Co. Ltd. started the work in November 1968 and completed the work of laying the main in 1972.

The work of laying the main from Bhandup to Dharavi was initially entrusted to two contractors viz. Messrs. S. V. Shah and Messrs. Concrete Construction Co. However, as the latter contractors failed to execute the work, the contract with them was terminated and the work was divided and entrusted to 3 contractors viz. Messrs. Gujarat Construction Co., Messrs. Kusumkant & Co. and Messrs. R. N. Ghanskar & Co. Again the contractors Messrs. Gujarat Construction Co. failed to carry out the work as per plan and as the work of laying the main in other sections was likely to be completed by the end of December 1972, as per plan, the contract with them was terminated and the work was again requested to be divided and entrusted to Messrs. S. V. Shah, Messrs. Janak Construction Co. and Messrs. New Great Construction Co. In spite of the above difficulties, the work of laying the main from Bel Nalla to Dharavi was completed by the end of December 1972 as per plan and the main was subsequently commissioned.

(3) Under Creek Tunnel.—As all the mains bringing water from the main land have to cross the creek at Kasheli, from security point of view, it was decided to construct a tunnel with adequate capacity to convey the water to the City from all the sources. The work was executed by the Government of Maharashtra on behalf of the Corporation. The tunnel has been constructed at above 122 mts. below the river bed at Kasheli.

(4) Treatment.—The Project also envisaged the treatment of water. However, due to paucity of funds, the work could not be taken in hand and will now be taken up under the Integrated Water Supply and Sewerage Scheme.

(5) Distribution.—For the distribution of water in Greater Bombay, 6 Service Reservoirs along with their inlets and outlets etc., were to be constructed in various parts of the City. 2 reservoirs.—one at Borivli and the other at Bhandup—have been completed and the work of the remaining 4.—Powai, Trombay, Malad and Veravli were deferred due to paucity of funds, and will now be carried out under the Integrated Water Supply and Sewerage Scheme.

The Scheme had a no. of set backs which have delayed its commission. However, these difficulties were overcome and entire pipeline from Bel Nalla to Dharavi was laid and commissioned during the year.

UPPER VAITARNA

Year of Start	...	1966.
Location of Dam	...	34 Miles from Vaitarna on its up Stream. 108 Miles from Bombay on Vaitarna River.
F. S. L. T. H. D.	...	2063
Size of out-let Dam	...	One masonry dam of 4737' x 32'-0" and two earthen dams of 11912' x 32'-0".
Capacity of supply	...	130 m. g. d.
Supply available to Bombay	...	120 m. g. d.
Capacity of storage	...	7200 mg.
Distance of chairs or supports.	...	36'-0" a part.
Water spread area	...	7645 Acres.
Distance of ring girders	...	36'-0"
River bed level	...	1940, T. H. D.
Shell thickness of pipe	...	12 mm. + 14 mm.—16 mm.
C. Value assumed	...	110
Size of pipe	...	120" > 108" > 96" >
Size of pipe	...	from Bell Nalla to Dharavi.
Type of internal paint used	...	zinc Rich Epoxy and Intertol after sand blasting.
Distance from Bombay	...	108 Miles.
Maximum discharge	...	130 m.g. d.
Estimated cost	...	52.85 crores.
Contractors.	...	M/s. Hindustan Construction Co. M/s. Structural Engineering Co. M/s. Indian Hume Pipe Co. Ltd. M/s. Richardson and Cruddas Co. Ltd.

(c) Tansa.

(c) Tansa Head Works

The Tansa Head Works consists of a gravity masonry dam having a length of 2,835 mt. (9,300 ft.) above the bed of the river. The spillway section consists of 38 gates each of 15.24 mt. (50 ft.) and 1.22 mt. (4 ft.) height. These shutters automatically, falling into open position when the lake level reaches their lip and being brought into the shut position with the help of counter weights, as soon as the level falls slightly below the lip. There is an arrangement of drawing water at seven different levels, the lowest outlet being 1200 mm. (48") dia. opening at level 114 mt. (375 ft. T.H.D.) re-entering the outlet well which is located 86 metres (250 ft.) away from one end of the outlet well and connected with it by pipeline, down stream side of the dam. This last outlet was specially made in 1947-48 in order to draw upon the lake to a lower level in emergencies.

From the outlet, the following pipes take off:—

- (1) No. 2400 mm. (96") dia. Vaitarna Main.
- (2) Nos. 1800 mm. (72") dia. Tansa East and West Mains.
- (3) 1 No. 1200 mm. (48") dia. main leading into a masonry duct.

The Tansa Head Works are manned by a total staff of 145 persons, special furnished Inspection Bungalow commanding panoramic view of the lake and a pavilion has also been provided for picknickers.

TANSA DAM

Year of Start	... 1886
Year of Construction	... 1892
Type of Dam	... Gravity Masonry Dam.
Present F. S. L. THD	... 422 Ft.
H. F. L.	... 424.13 ft.
Outlet Sizes	... 7 Outlets of 48" diam. lowest at 375 ft. (1) 96" Vaitarna main (2) 72" East and 72" West Steel mains. (3) 48" to masonry duct 6'-0" x 7'-0". (20 metres length and 40 m.g.d. capacity).
Useful storage (Lake Storage) upto F. S. L. above lowest outlet.	40,660 M. G.
Strengthening of dams	... By Coyne's method.
Capacity of supply	... 92 M.G.P.D.
Useful storage upto 390THD (Lowest drawable level).	... 31900 M.G.
Length of Dam	... 9300 ft.-0" (Lowest masonry Dam in World).
Maximum height of dam	... 133'-0"
Length of spillway (Broad crested weir)	... 2000'-0"
Flood discharging capacity	... 13 Million gallons per mt. with 3.15 ft. depth over crest.
No. of gates	... 38.
Type of gates	... Automatic type with concrete counter Wts.
Size of gates	... 9.25" x 4' x 50'-0" L. Ht. B.
Distance of chairs	... 18'
Whether ring girders are provided ?	... No.
Are these rivitted pipes or welded	... Rivitted steel pipes. (2 Nos. of 72" 40 M. (Powai to Tansa-Rivitted steel) (2 Nos. of 57" 15 M. (Powai to Nana Chowk).
Shell thickness
Value of C at present
Supply available at present	... 80 m.g.d.
Maximum supply	... 92 m.g.d.

Distance from Bombay	... 66 Miles.
Drainage area	... 53 Sq. Miles including 7½ Sq. miles lake.
Lake level above Bombay	... 320' - 0".
Rainfall	... AV—94" Max—133" Min. 40".
Cost	... 1.50 Crores.
Catchment area	... 52.50 Sq. Miles.
R. L. 0/4 [—72" E. & W.:	... 350.72 T.H.D.

(d) Ulhas Head Works

The Head Works of the Ulhas Scheme consist of an Intake channel, the floor level of which is at a Head of 25 metres (82 ft. THD), leading into a feeder channel from which the pumps installed in the Mohone Pump House, on the right bank of the Ulhas River, derive their water. There are 8 pumps of 250 H.P., including two stand-by units. From this Pump House, the water is pumped into a 1200 mm. (48") dia. pipeline and carried across the Kala River on a bridge and terminates at the treatment works at Pogaon. These works comprise of a rapid sand gravity filtration plant. From the clear water reservoir of this treatment plant, the water is pumped into the Tansa Trunk main system through a second pumping installation at Pogaon, there being 10 pumps of 250 H.P. installed at this place including 4 stand-by Units.

Supply from Ulhas River

This plant was put out of commission from 26-6-1973 to 5-11-1973 for maintenance work such as painting to under water steel structure, overhauling, repairs of clarifier machinery etc. and cleaning of mud from the sump well at Mohone.

The maximum water pumped and filtered during the year under review was 24,392 M.L. (5365.63 M.G.).

The maximum and minimum turbidity of water during the year was 490 P.P.M. and 3.1 P.P.M. respectively. The Ulhas Head works are manned by a total staff of 95 persons both at Pogaon and Mohone Pump House including 91 M.L.D. (20 m.g.d.) filtration Plant.

Ulhas River Pumping Scheme

Year of construction	... 1967.
Cost	... 2.23 Crores.
Capacity of Scheme	... 20 m.g.p.d.
Number of pumps	... 8 Pumps of 250 H.P. each at Mohone 8.25 Miles from Pogaon (Ulhas River).
Type of pumps	... Centrifugal inclusive 2 st and by Horizontal suizar type.
Capacity of pumps	... 250 H.P. to deliver 20 m.g.p.d. each pump-3.7 m.g.p.d.
Size of delivering main	... 48"
Size of suction main	... 48"

CHLORINATION PLANT AT POGAON

Prechlorination and Post Chlorination

Capacity	... 20 mgpd.
Approximate cost	... Rs. 20,22,000.
Type of filters	... Rapid sand filter 840 Sft.
Number of filters	... 6.
Rate of filtration	... 165 gallons/Sft./hr. (2 galls)/Sft./Mr.
Delivery of water at level T. H. D.	... 124 T.H.D.
Pumping Station at Pogaon	... (As above details)-10 Pumps of 250 H.P. each inclusive 4 Stand-by.
This water is injected in mains	... 72" E & W Tansa 50" Duct line of Tansa by 24" connector.

Famine Relief Works

In order to give employment to the famine affected persons, the following works were taken in hand in the year 1973 and were completed by June end 1973 :—

- (a) Providing concrete blocks under 1800 mm. (72") dia. East and West mains between Pachapur and Pogaon at an estimated cost of Rs. 3,90,000.
- (b) Removing earth below the 1800 mm. (72") steel mains where concrete blocks are provided at an estimated cost of Rs. 55,000.
- (c) Painting of 2400 mm. (96") Trunk main in Jamboli Division at an estimated cost of Rs. 1,80,000.
- (d) Construction of Office-cum-Dispensary Building at Pogaon at an estimated cost of Rs. 1,05,000.

The above works were completed at a total cost of Rs. 7,40,000 against estimated cost of Rs. 12,69,000

Important of Works in Progress

- (1) Painting of Kasheli Bridge at an estimated cost of Rs. 4,75,500 of which 50 per cent. cost is to be shared by Government of Maharashtra.
- (2) Development of garden on down stream of Tansa Dam at an estimated cost of Rs. 1,00,000.

(e) **Vehar Head Works.**—The Vehar Head Works consists of three earthen dams aggregating the total length of 709 metres (2326 Ft.), the maximum dam height being 25.60 Mt. (84 Ft.). There is also a spillway section in masonry having an Ogee profile and a length of 108 Mts. (354 Ft.). The intake is through a tower having 4 bell mouth openings at different levels, the lowest one being at level 70.07 Mt. (230.50 ft.) T.H.D. The intake tower is connected to 1050 mm. (42") dia., pipeline which has been laid through a tunnel for a length of 61.38 Mts. (201.42 ft.) to connect it with the 1800 mm. (72") dia. and 1200 mm. (48") dia. Vehar mains which emanate from this system at the other end of the tunnel. Vehar Head Works are manned by a total staff of 30 persons. The bungalows and gardens have now been provided with electric lights and instead of diesel operated pumps, electrically driven booster pumps have been installed and run for pumping up water for the use of the Inspection Bungalows and gardens. There are in all five Inspection bungalows at Vehar in addition to numerous Pavilions and Picnic spots which have been made for the benefit of public who frequently visit the place in large numbers, particularly on Holidays. Gardens and Lakes were closed to the public from 27th February 1973, on account of the Emergency declared by the Government. The strainers over the bell mouth as well as the storage tanks in the garden were washed and cleaned. The pitching of dams embankment as repaired wherever necessary. Water samples are being collected at every 3 hours due to the Emergency. About 12,50,000 visitors visited Vehar garden during one year.

During the year under report,

The Lake overflowed on 16-9-1973 and continued overflow for 25 days. 20 m.g.d. filtration plant for Vehar Water was for the first time commissioned to trial basis from 11-2-1974. From 14-3-1974 it was put into operation for round the clock working treating only 5 M.G.D. to match with the demand of Kurla Zone supplied with Vehar water. Filtered water was taken into Powai low level Reservoir and then supplied to Kurla Zone.

VEHAR

Year of construction	... First Lake in 1860.
Length of Dam	... 2326'-0"
Type of dam	... 3 Earthen dam.
Maximum height of Dam	... 84'-0".
Maximum supply of City	... 20 m.g.d.
Useful storage at FSL	... 9200 Mg.
F. S. L. (T.H.D.)	... 264.70'
No. of outlets	... Lowest at 230.50 T. H. D. (Four Bell Mouth Pieces);
Size of Outlets	... One of 42" < 72" 72" W. Tansa. 48" C. I MAIN to Bombay.
Size of Pipe Line	... 48" > 32" > 24" C. I. (24").
Approximate @ Valve
Cost	... 65½ Lakhs.
Catchment area	... 7.32 Sq. Miles.
Distance from Bombay	... 18 Miles.
Treatment Plant	... 20 mgd. (20 mgd. plant proposed which is under construction).
Length of spill way	... 350'-0"
Average rainfall	... 50" = 120" max, 35" min.

VEHAR EMERGENCY PUMPING STATION

Number of Pumps	... 14 Nos.
Type of Pumps	... Centrifugal.
Capacity of Pumps	... 80 H.P. to 210 H.P.
Suction sizes	... 1200 mm. (48") (From Vohar Lake into 96" Bus-Bar)
Delivery sizes	... 1200 mm. (48") (From 96" Bus-bar).
Injunctable in which mains ?	... 1800 mm. (72") West and 1800 mm. (72") East and 2400 mm. (96") Vaitarna through 600 mm. (24") connection from 1200 mm (48").

(f) **Tulsi Head Works** :—The Tulsi Head Works consists of a masonry dam of 192 metres (680 ft.) length and 28 Mts. (92 Ft.) height, on earthen dam of 588 Metres (1930 ft.) length of masonry spillway section of 43.28 metres (142 ft.) length. The secondary spillway which has its sill above the sill of the regular spillway also exists on the masonry dam. The in-take tower is through a tower having bell mouth at different level, the lowest outlet normally used being at level 125.37 Mts. (411.33 ft.). The intake is connected to the 1050 mm. (42") dia. pipeline which passes through a tunnel section before it enters the treatment work on the downstream side of the dam. Those treatment works consists of a rapid sand filtration plant constructed in 1926, and having a capacity of 18 M. L. D. (4 MGD). The Tulsi Head Works are manned by a staff of 20 persons. There is no electric power at the site and water is pumped into the wash water tanks at the treatment plants with the help of diesel Engines. The Tulsi Head Works are only approachable by a trolley line, a branch having been laid for this purpose taking off from the main line running from Chatkopar to Tansa. The masonry dam, is however, approachable by a road recently constructed through the National Park. There is no inspection Bungalow at Tulsi. The lake was completely filled in and over flowed on 23-9-1973 till 1-10-1973 upto 10 a.m. The dam was opened to the public from 24-6-1973. Members of the Works Committee (Suburb) visited Tulsi Lake on 20-3-1974.

TULSI

Started	... 1872.
Completed	... 1874
Maximum Height of Dam	... 85'-0"
Length of dam and Type	... 630'-0" Masonry 1930 ft.—Earthen.
Supply capacity	... 3 mgd.
Useful storage at FSL	... 2294 Mg.
FSL (THD)	... 456.60 THD (350'-0" above Bombay)
Size of Outlet	... 24' One at 397.75ft. THD.
Size of Pipe	... 24" C. I.
Type of Dams	... One earthen and one gravity masonry dams.
Cost	... Rs. 40 Lakhs.
Catchment area	... 2.61 Sq. miles.
Distance from Bombay	... 22 Miles.
Treatment Plant	... 4 Mgd.
Lengths of Spill-way	... 142'-0".
Average rain-fall	... 95" (145" Maximum) (45" Minimum).

(g) **Powai Head Works** :—Powai Head Works consists of a masonry dam of 198 Metres (650 ft.) length and 9.14 Metres (30 ft.) height, including a spillway section of 177 Metres (580 ft.) length. The intake is through a well built integrally with the dam, with openings at levels, the lowest being at 50 Mts. (165 Ft. T.H.D.). The staff at Powai Head Works consists of 43 persons most of whom are malis looking after Powai Park which is situated adjacent to the dam and which is a favourite picnic resort. The lake overflowed from 15-8-1973 to 5-10-1973 i. e. for 52 days.

(g) **Conveyance Lines** :—Details about the conveyance lines are given in Appendix XII. The system is fairly complicated one consisting of tunnels, masonry duct sections, syphon mains of cast iron and steel rivetted mild steel pipe lines laid either directly on the ground or on concrete pedestals and welded steel pipes ring girders and roller, and roller supports. The sizes vary from 1200 mm (48") to 3150mm. (126") dia.

(h) **Maintenance of Plant, Equipment and Motor Trolleys.**—Six heavy and eight light motor trolleys and two diesel locomotives were maintained and operated during the year, at an approximate cost of Rs. 1,69,562. The total distance covered by them was 1,33,148 Km. (82,734 miles). Motor vehicles and equipments such as compressors, welding plants and concrete mixers generating sets, outboard engines for boats, pumping units, venturi metres, together with other plants and machinery as detailed in Appendix XIII were maintained.

(i) **Disinfection of Bombay's Water Supply.**—The power house at Central Chlorination Plant, Powai, having three generating sets each of 4 K.W. (40 H.P.) capacity, driven by diesel engines was maintained. These sets serve as "Stand-by" for emergency use in case of failure of electricity, from electric supply Co. The electric supply from Messrs. Thana Electric Supply Co. was mostly available throughout the year. The City's Water Supply was chlorinated at Central Chlorination Plant at New Powai and smaller units at Mulund Bhandup, Veravali and Tulsi Lake. The dosages of chlorine at different plants were as under :—

Serial No.	Name of the Plant	Supply	Dosages
(1)	Central Chlorination Plant	Vaitarna, Tansa and Vehar.	2 to 2.5 p.p.m.
(2)	Tulsi Chlorination Plant	Tulsi	4.5 p.p.m.
(3)	New Bhandup Chlorination Plant	Vaitarna, Tansa	2 to 3.0 p.p.m.
(4)	Old Mulund Chlorination Plant	Do.	2.5 to 3.0 p.p.m.
(5)	Veravali Chlorination Plant	Do.	3.0 p.p.m.
(6)	New Mulund Chlorination Plant	Do.	2.00 to 3.00 p.p.m.

The total quantity of chemicals used in all the above plants including those in City and Eastern and Western Suburbs was as under :—

(a) Liquid Chlorine ... 825 M.T.

The following chemicals were kept in reserve for Emergency use :—

(a) Bleaching Powder ... 1900 Kgs.

(b) Potassium Permanganate ... 50 Kgs.

(c) Alumina Sulphate ... 73.6 Kgs.

(d) Soda Ash ... 75 Kgs.

(e) Hydrated Lime ... 1449 Kgs. (161 Bags)

The total expenditure made upto 31-3-1974 is Rs. 6,75,821.00.

(j) **Medical Aid.**—During the year, there were two dispensaries and First Aid Centre working in the Outside City and Head Works Division of this department with one Medical Officer, two Pharmacists and one Dresser. Attendance at the dispensaries, at Chatkopar and First Aid Centre at Powai was as follows :—

Serial No.	Name	New Patients	Old Patients	Total
(1)	Chatkopar Dispensary	4,510	15,687	20,197
(2)	(a) Kapurbavdi Dispensary	1,096	14,582	16,973
	(b) Pognon and Mohone	...	1,295	...
(3)	First Aid Centre at Powai	1,069	2,526	3,595

During the year M. M. O. C. paid 28 visits (weekly) to the Northern Division.

Common diseases were Anemia, Dysentery, Diarrhoea, Fever and Bronchities, Accidental Injuries Worms, Skin Diseases and Pulmonary Tuberculosis

East West (Mulund—Kandivali) Tunnel : The tunnel was constructed to avoid the drop in pressure that was occurring in the existing pipelines leading from the trunk mains to the Western Suburbs.

Work started :— 1st March 1963.

Work completed :— 30th April 1968.

As a result of unexpected ground condition it was decided to provide concrete lining throughout, reinforced over much of the length, instead of only short lengths of reinforced lining as originally proposed. In addition permanent steel supporter had to be provided over 6 per cent of the total length, with concrete lagging. Concreting was done in two stages, invert concrete being placed manually, and the concrete in the remainder by pneumatic pressure, using a steel travelling shutter.

Borivli, Dahisar, Kandivali, Malad and Goregaon areas are supplied through this tunnel of 13' dia, 3.96 mts.).

Catchment Management :—The coeff. of run off were calculated on the basis of contents of lakes, quantity drawn, evaporation and other losses, and water overflowed from waste wear.

63.67 Per cent run off for Vaitarna

69.37 Per cent run off for Tansa

59.32 Per cent run off for Vehar

72.76 Per cent run off for Tulai.

For evaporation losses of different lakes please refer to Appendix II.

QUALITY CONTROL

Quality Control and Waste Prevention Division :—This branch continued the linked activities of sounding of water mains for leakage detection and tracing of points of contamination in water supply. The gauging of flows in trunk and distributory mains was also done by it with the help of pito meters.

Routine Sounding of Mains and allied Activities.—In Greater Bombay area the total length of mains covered under the sounding programme excluding special sounding done for various investigations to study leakage losses was 763km (474 miles). The total number of defects detected by the sounding gangs was 2283 of which 314 were aboveground. The number of hydrants flushed was 20,459.

Pitometer Works.—Twelve Pitometer Units were in the field from April 1973 to March 1974. The staff worked for 4188 unit days during the year as compared to 4032 unit days last year. The total number of points gauged was 368 which were made up of the following :—

- (1) Gauging the quantity of water conveyed by the trunk and distributory mains for finding out the average daily break up of the total supply in the different zones of Greater Bombay and for the purpose of day-to-day control : 266
- (2) Gauging in connection with leakage evaluation and consumption studies : 3.
- (3) Periodical checking of the pipe flows at various points of the distribution system : 54.
- (4) Gap settling cases of big size private party connections for the billing purposes in 'A' to 'T' Wards : 41.
- (5) Venturi calibration of 2400 mm. (96") Vaitarna main at Powai : 4.

Sampling.—In each of the wards of the City & Suburbs, there were as in the preceding year two groups of sampling points from which water was sampled at regular intervals for the purpose of bacteriological and chemical examinations.

Bacteriological Standards of Water Supplies.—The sampling points being on service mains were expected to be representative of the quality of water supply obtainable in different parts of the City, Suburbs and Extended Suburbs. Samples of water were collected by the mobile squads of trained personnel of the Municipal analyst's staff. The sampling was done daily but not on Sundays.

As against the previous year's figures 87.80 per cent samples free from coliform bacteria, this year's figure was 89.99. The total number of routine samples collected for bacteriological examination was 5146 compared to 4932 last year. This was exclusive of 4769 special samples collected from the areas where reports of contaminated water had been received. 6177 samples were also collected this year from the service reservoirs of Milbar Hill, Bhandarwada Hill, Worli Hill, Pali Hill, Trombay Hill, Borivli Hill, Veravali Hill low level and high level as compared to 4485 samples collected last year 92.76 Percent of these samples were free from coliform organisms, compared to 95.08 per cent during the previous year samples were also collected on all days except Sundays and holidays this year by the staff of Powai Laboratory from the service reservoir of Bhandup Hill, Powai high level, Powai low level and Ghatkopar Hill for bacteriological and chemical analysis and control was kept on the quality of water.

Chemical Analysis.—The total number of samples of water collected for chemical analysis during the year both from the lakes and the distribution system was 337.

Investigation of Complaints of Contamination of Supply.—Whenever contamination of the supply of any locality was suspected, investigations were immediately initiated to trace the fault and remedy the defect. Leaking and broken underground fittings were traced with the help of sounding rod. Flushing of hydrants in the affected area was also done to speed up normalisation of conditions and mobile chlorination units were also used.

DISTRIBUTION DIVISION**Distribution Division (City)**

Distribution division deals with distribution and regulation of water supply within City limits. It also deals with investigation of short supply complaints, granting permission for new connections, additional fittings and their certifications taking court actions for enforcement of section of Bombay Municipal Corporation Act, relating to public and private water supply, rewashering of leaky taps, issuing notices for defective fittings and meters of water supply, taking actions for non-payment of bills etc.

Each Ward, 'A' to 'E' was in charge of one Assistant Engineer except B & C Wards, which were in charge of one common Asstt. Engineer, Ward F & G were divided into two sub-division, each sub-division in charge of one Asstt. Engineer.

Control Room:—The existing control room at Babula Tank is equipped for the entire greater Bombay Water Works, continued to be in charge of an Engineer, designated as Executive Engineer (Planning and Control). He is responsible in all matters covering control of all water supply for the entire Bombay including lakes.

For the purpose of distribution of supply, the City is divided into 6 main divisions, each division receiving supply from (a) Malabar Hill Reservoir, (b) Bhandarwada Hill Reservoir, (c) Colanji Hill Reservoir, (d) Worli Hill Reservoir, (e) Powai High Level Reservoir, (f) Directly from Trunk mains.

The details of the area served by above reservoir and the direct supply are shown in Appendix VII The timings as operated on 13th, April 1974, are given in Appendix—XVIII. The average quantity of water per day brought to the City, Suburbs and Ext. Suburbs was as follows :—

City	770.49 M.L.	(169.49 M.G.)
Western Suburbs	228.66 M.L.	(50.30 M.G.)
Eastern Suburbs	157.47 M.L.	(36.84 M.G.)
Extended Suburbs (West)	81.69 M.L.	(17.97 M.G.)
Extended Suburbs (East)	28.18 M.L.	(6.20 M.G.)

Fire Attendance.—The total no. of calls received by the Babula tank Control Room from the Fire Brigade Department for City, Suburbs and Ext. Suburbs were 1297 against 1878 received in the previous year. Out of these, 174 were false, 29 calls were on account of house collapse and 81 calls on account of serious fire.

DISTRIBUTION DIVISION (SUBURBS AND EXTENDED SUBURBS)

The Suburbs and Ext. Suburbs are supplied water by gravity through Service Reservoirs and some areas are fed from direct tappings from trunk mains coming from the Lakes. For distribution purposes, the areas are divided into two Zones. viz. Western and Eastern. Former derive supply from Powai High Level Reservoir, Veravali Reservoir and Borivli Reservoir and 600 mm (24") dia. Tulsi main between Powai and Bandra and the latter through tapping on the 1800 mm (72") West Tansa main, 1200 > 800 > 600 mm (48" > 32" > 24") Vihar main, 1200 mm (48") New and Old Tansa Mains, Chhatkopar and Bhandup Reservoirs.

The hours of supply of different localities in the Suburbs and Ext. Suburbs are shown in Appendix XVIII.

Borivali, Dikisar, Kandivali, Malad and Goregaon (West) areas were supplied from Borivali Hill Reservoir and Borivali Hill Reservoir is fed by a tunnel of 3.96 meters (13) dia.

In addition to Aarey Milk Colony, the supply from Tulsi Lake was given to Goregaon (East) and part of Malad (East) in a staggered manner.

Summary of fire Calls 1973-74

Call No. 1 :	} ... 55 Nos. }	} Serious fires 55 plus 26: 81 Nos.
Call No. 2 :	} ... 26 Nos. }	
Miscellaneous	... 46 Nos.	
House Collapse	... 29 Nos.	
False Calls	... 174 Nos.	
Small Fires	... 967 Nos.	
Total calls received	... 1297 Nos.	

Details of the Reservoirs are as follows

Reservoirs:

(1) Malabar Hill:

Year of Commencement	...	1877
Year of Completion	...	1881
Capacity Compt. I	...	68.19 M. L. (15.01 M. G.)
Capacity Compt. II	...	79.64 M. L. (17.52 M. G.)
Floor area Compt. I	...	14291 Sq. M.
Floor area Compt. II	...	13312 Sq. M.
F. S. L. in T. H. D. Compt. I	...	77.64 Mt.
F. S. L. in T. H. D. Compt. II	...	78.33 Mt.
Bed level in T. H. D. I	...	A-72.24 Mt. B-72.24 Mt. C-75.11 Mt.
Bed level in T. H. D. II	...	A-72.24 Mt. B-72.24 Mt.
Inlets :		(i) 72" dia. > 57" dia > 50" dia Tansa. (ii) 36" dia Tansa. (iii) 32" > 24" dia. Tansa.
Outlets :		(i) 50" Fort. (ii) 12" Bye Pass (iii) 50" Kalabadevi (iv) 48" Tardeo (v) 27" Girgaon (vi) 30" Backbay. (vii) 30" Thakurdwar. (viii) 42" Dhobi Talao. (ix) 32" Fort (Bori-Bunder) (x) 24" Peder Road. (xi) 12" Nepean Sea Road. (xii) 18" Bhulabhai Desai Road.

L. D. L

72.2 Mt. (237 ft.)

Year of construction of Control Room :—

- (i) Old Control Room : 1815
- (ii) New Control Room : 1931
- (iii) Extn. to New Control Room : 1957

Malabar Hill Reservoir.—In-Line Booster Pumping Station was constructed on 1800 mm. (72") M.H. R. inlet main on the slope of the hill opposite Parsi Tower of Silence at B. G. Kher Marg. The pump house comprises of ground and one upper floor R. C. C. Framed structure. On ground floor five pumps of 4.54 mega litres (1 million gallons) per hour capacity each and two pumps of 2.27 mega litres (1/2 million gallons) per hour capacity each driven respectively by 450 H. P. and 250 H. P. motors are provided respectively. The pumps are fed by two numbers of 1200 mm. (48") diameter suction mains and deliver water to common busbar main of 1800 mm. (72") diameter. The delivery busbar is connected to the existing 1800 mm. (72") inlet by a 1800 mm (72") diameter rising main laid across B. G. Kher Marg. On the upstream of the rising main connection a 1350 mm. (54") diameter non-return valve and 380 mm (15") diameter anti-vacuum air valve have been installed. The BEST sub-station has been located on the first floor northern wing and on the southern wing the office, store and the hall have been accommodated. A.R.C.C. approach bridge has been provided from B. G. Kher Marg with an overhead gantry for transporting machinery.

Old Pump House.—Old Pump House consists of pumps of 100 H. P.-3 numbers. 75 H. P. two Nos and 40 H. P. one No. were maintained in the existing Pump House.

New Pump House.—New Pump House consist of pumps of 100 H. P. each eight nos. and were maintained in the New Pump House with 18" suction line with 30" suction busbar and Pump delivery lines of two 18" dia. and one 12" dia. sizes.

(2) Bhandarwada Hill Reservoir

Year of commencement	...	1881
Year of Completion	...	1884
Year of Renovation	...	1925 to 1927
Year of conversion of 3 compartments to 2 compartments.	...	1959

Capacity compt.	I	... 40.05 M. L.
Capacity compt.	II	... 38.96 M. L.
Elevated Tank		... 5.68 M. L.
Floor area Compt.	I	... 12294 sq. Mts.
Floor area Compt.		... 6940 Sq. Mts.
Elevated Tank		... 1391 Sq. Mts.
F.S.L. on T.H.D. compt.	I	... 57.912 Mts.
F.S.L. in T.H.D. compt.	II	... 57.912 Mts.
Elevated Tank		... 78.485 Mts.
Bed level in T. H. D. compt.	I	... A 57.34 Mts. B 56.16 Mts.
Compt.	II	... A 48.84 Mts. B 56.16 Mts.
Elevated Tank		... 73.152 Mts.
Inlets		... 2-43" dia Vaitarna 1-24" dia 1-36" dia. Tansa. 1-36" > 32" dia. Tansa. 1-36" > 24" dia Tansa.
Outlet :		1200 mm (43") dia. Babulla Tank 600 mm (24") dia. Dongri. 600 mm (24") dia. Outlet 600 mm (24") dia. Dongri 380 mm (15") dia. Suction. 600 mm (24") dia. Outlet 1200 mm (43") dia. B. T. 6000 mm (24") dia. S. C. & Suct. 1450 > 1200 mm (57" > 43") Nesbit Road. 1200 mm (43") dia. Nesbit Road 600 mm (24") dia. Dock Yard Road.
L. D. L.		... 48.8 Mt. (160.2 ft.)

The existing two pumps viz. one of 275 H. P. and one of 300 H. P. were maintained. Total capacity of pump house remained 575 H. P.

(3) Golanji Hill Reservoir :—

Year of commencement		... 1961
Year of completion		... 31st August 1965.
Year of commission		... 1966.
Capacity Compt.	I	... 2.95 M. L.
Capacity Compt.	II	... 3.86 M.L.
Floor area compt.	I	... 751 Sq. Mts.
Floor area compt.	II	... 1041 Sq. Mts.
F. S. L. in T. H. D. compt.	I	... 60.85 Mts.
F. S. L. in T. H. D. compt.	II	... 60.85 Mts.
Bed level in T. H. D. compt.	I	... 56.43 Mts.
Bed level in T. H. D. compt.	II	... 56.43 Mts.
Inlet :		... 24" > 18" along & across Acharya Donje Marg
Outlets :		... 18" > 24" Outlet ... 18" Outlet for pump & direct supply to Parel Tank Road
Year of construction of Control Room		... 1966
EA		
L. D. L.		... 56.4 Mt. (185 ft.)

Golanji Hill Reservoir:—The work of the extension of the existing pump house was taken up departmentally from October 1971. There are 3 pumps existing having capacity of 2 Nos. 100 H. P. each and 1 No. of 80 H. P. In the extension two additional pumps of 175 H. P. each and 1 pump of 100 H. P. capacities have been provided. The existing 450 mm. (18") suction and delivery busbar of 450 mm. (18") were extended to connect the suction and delivery pipe lines of newly provided pumps. The work of construction of pump house and providing electrically driven pumps with fittings was completed in March 1973.

(4) Worli Hill Reservoir:—

Year of completion	...	1961
Capacity Compt. I	}	... 22.7 M. L. (5 M. G.)
Capacity Compt. II		
Floor Area Compt. I	}	... 2421.31 Sq. Mt.
Floor Area Compt. II		... 2076.92
		... 522.87 } 2599.79 Sq. Mt.
F. S. L. in T. H. D. Compt. I	}	... 62.48 Mts.
F. S. L. in T. H. D. Compt. II		
Bed level	...	57.91 Mts.
Inlet	...	600 mm (24")
Outlet :	...	900 mm (36")
L. D. L.	...	57.9 Mt. (109 ft.)

(5) Pali Hill Reservoir:

Year of completion	...	1967
Capacity Compt. I	}	... 4.54 M. L. (1 M. G.)
Capacity Compt. II		
Floor Area Compt. I	}	... 505.28 Sq. Mt.
Floor Area Compt. II		... 505.28 Sq. Mt.
F. S. L. in T. H. D. Compt. I	}	... 71.63 Mts.
F. S. L. in T. H. D. Compt. II		
Bed level:	...	67.06 Mts.
Inlet :	...	600 mm (24")
"	...	300 mm (12")
Outlet :	...	300 mm (12") 2 Nos.
"	...	600 mm (24") 1 No.
"	...	450 mm (18") 1 No.
L. D. L.	...	66.7 Mt. (219 ft.)

The Pali Hill Reservoir is continued to supply water by pumping to the hilly areas of Pali Hill. This reservoir is being used to fill and draw basis like the one at Worli and Golanji Hill.

600 mm. (24") Drain Outlet was used by partially opening it for about three hours to boost pressure in Danda area of 'H' Ward.

(6) Powai High Level I

Year of completion	...	1972.
Capacity I	}	... 54.48 M. L. (12 M. G.)
Capacity II		
Floor Area Compt. I	}	... 6187.00 Sq. Mt.
Compt. II		... 5977.58 Sq. Mt.
F. S. L. in T. H. D. Compt. I	}	... 87.31 Mt. (293 ft.).
Compt. II		
Bedlevel in T. H. D.	...	84.73 Mt. (278 Ft.).
Inlet	...	1500 (60") 1 No.
Outlet	...	900 (36") 1 No.
	...	1450 (57") 1 No.
L. D. L.	...	84.2 Mt. (276.7 ft.)

This reservoir is used to supply water to 'H' Ward. Part of 'K' Ward, G/S Ward and G/N Wards and fed through 57" West main. This reservoir was put into commission from 5th April 1973.

(7) Powai Low Level :

Year of completion	...	1970
Capacity	Compt. I } ...	10.9 M. L. (2.4 M. G.)
	Compt. II }	
Floor Area	Compt. I ...	1492.92 Sq. Mt.
	Compt. II ...	1432.92 Sq. Mt.
F. S. L. in T. H. D.	Compt. I ...	67.67 Mt. (222 ft.).
	Compt. II ...	67.67 Mt. (222 ft.).
Bed level in T. H. D.	Compt. I } ...	64.01 Mt. (210 ft.).
	Compt. II }	
Inlet	...	1200 mm. (48") 1 No.
Outlet	...	1200 mm. (48") 2 Nos.
L. D. L.	...	64 mts. (210 ft.).

This reservoir is used to supply water to Kurla area of 'L' Ward and is filtered with 20 M. G. D. Vihar Filtration Plant. This reservoir receives its supply from Vihar lake and 'L' Ward area is fed through 1800 mm. (72") out let. This reservoir was put into commission from 21st December 1973.

(8) Veravali Low Level Reservoir :

Year of completion	...	1969
Capacity	Compt. I } ...	27.24 M. L. 6 M. G.)
	Compt. II }	
Floor Area	Compt. I ...	3130.27 Sq. Mt.
	Compt. II ...	3130.22 Sq. Mt.
F. S. L. in T. H. D.	Compt. I } ...	89.92 Mt. (295 ft.).
	Compt. II }	
Bed Level in T. H. D.	Compt. I } ...	85.34 Mt. (280 Ft.).
	Compt. II }	
Inlet	...	750 (30") 2 Nos.
Outlet	...	600 (24") 6 Nos.
Outlet	...	300 (12") 2 Nos.
L. D. L.	...	85.3 Mts. (280 ft.).

This reservoir is used to supply water to Vileparle Andheri and Jogeshwari areas of 'K' Ward through 36" dia. Vileparle and 35" dia. Jogeshwari outlet and was put into commission from 5th April 1973.

(9) Veravali High Level Reservoir :

Year of completion	...	1969
Capacity	Compt. I ...	4.54 M. L. (1 M. G.)
Floor Area	Compt. I ...	1038.74 Sq. Mts.
F. S. L. in T. H. D.	...	108.20 Mts. (355 Ft.).
Bed Level	...	103.63 Mts. (340 Ft.).
Inlet	...	600 mm. (24") 1 No.
Outlet	...	600 mm. (24") 1 No.
	...	450 mm. (1") 1 No.
L. D. L.	...	103.63 Mts. (340 Ft.).

This reservoir is used to supply water to the hilly part of 'K' Ward through 18" dia. Outlet and was put into commission from 5th April 1973.

(10) Ghatkopar Reservoir Low Level:

Year of completion	...	1969
Capacity	Compt. I } ...	11.35 M. L. (2.5 M. G.)
	Compt. II }	
Floor area	Compt. I ...	1561.30 Sq. Mt.
	Compt. II ...	1296.25 Sq. Mt.
F. S. L. in T. H. D.	...	64.31 Mt. (211 Ft.).
Bed Level	...	59.74 Mt. (196 Ft.).
Inlet	...	750 mm. (30") 2 Nos.
Outlet	...	450 mm. (18") 4 Nos.
Out let	...	750 mm. (30") 2 Nos.
L. D. L.	...	59.7 Mt. (196 Ft.).

This reservoir is used to supply water to the part of 'N' Ward through 36" dia. and 24" dia. outlets and was put into commission from 5th April 1973.

(11) Bhandup Reservoir I :

Year of completion	...	1971
Capacity	Compt. I } ...	22.7 M. L. (5 M. G.)
	Compt. II }	
Floor Area	Compt. I ...	2555.58 Sq. Mts.
	Compt. II ...	2555.58 Sq. Mts.
F. S. L. in T.H.D.	...	89.92 Mts. (295 Ft.).
Bed level	...	85.34 Mts. (280 Ft.).
Inlet	...	600 (24") 1 No.
Outlet	...	450 (180") 4 Nos.
L. D. L.	...	85.3 Mts. (280 Ft.).

(12) Bhandup Reservoir II :

Year of completion	...	1972
Capacity	Compt. I } ...	18.16 M. L. (4 M. G.).
	Compt. II }	
Floor area	Compt. I ...	2010.84 Sq. Mt.
	Compt. II ...	2010.84 Sq. Mt.
F. S. L. T. H. D.	Compt. I } ...	89.92 Mt. (295 Ft.).
	Compt. II }	
Bed level T. H. D.	Compt. I ...	85.34 Mt. (280 Ft.).
	Compt. II ...	85.34 Mt. (280 Ft.).
Inlet	...	
Outlet	...	
L. D. L.	...	85.3 Mt. (280 Ft.)

(13) Trombay Hill Reservoir Low Level:

Year of completion	...	1967
Capacity	Compt. I } ...	27.24 M. L. (6 M. G.).
	Compt. II }	
	Compt. III }	
Floor area	Compt. I ...	2081.63 Sq. Mt.
	Compt. II ...	2005.38 Sq. Mt.
	Compt. III ...	2044.12 Sq. Mt.
F. S. L. in T. H. D.	Compt. I } ...	59.44 Mt. (195 Ft.).
	Compt. II }	
	Compt. III }	
Bed level in T. H. D.	...	54.86 180 Ft.).
Inlet	...	1200 mm. (48") 1 No.
Outlet	...	750 mm. (30") 2 Nos.
Outlet	...	900 mm. (36") 1 No.
L. D. L.	...	54.2 Mt. (178 Ft.).

This reservoir is used to supply water to 'M' Ward through 30" dia. Diamond Garden Outlet, 36" dia. Panjra-Pole outlet 30" Refinery Outlet and 24" Fertilizer Outlets and was put into commission from 5th April 1973.

(14) Borivali Reservoir :

Year of completion	...	1972
Capacity	Compt. I } ...	18.16 M.L. (4.00 M. G.).
	Compt. II }	
Floor Area	Compt. I ...	2086.47 Sq. Mt.
	Compt. II ...	2086.47 Sq. Mt.
F. S. L. T. H. D.	Compt. I ...	89.92 Mt. (295 Ft.).
	Compt. II ...	
Bed Level	...	85.34 Mt. (280 Ft.).
Inlet	...	1200 mm. (48") 1 No.
Outlet	...	900 mm. (36") 2 Nos.
Outlet	...	1200 mm. (48") 1 No.
L. D. L.	...	85.3 Mt. (280 Ft.).

Particulars of the Reservoirs under the Development Plan (Proposed) are as follows :—

Name of Reservoirs	Capacity.
(1) Trombay (Janata Colony)	... 40.86 M. L. (9 M. G.).
(2) Ghatkopar High Level	... 27.24 M. L. (6 M. G.).
(3) Bhandup III	... 27.24 M. L. (6 M. G.).
(4) Powai High Level II	... 18.16 M. L. (4 M. G.).
(5) Veravali II	... 40.86 M. L. (9 M. G.).
(6) Veravali III	... 68.10 M. L. (15 M. G.).
(7) Malad	... 49.94 M. L. (11 M. G.).
(8) Borivali II	... 36.32 M. L. (8 M. G.).
(9) Master Balancing Reservoir at Bhandup.	... 250.00 M. L. (54 M. G.).
(10) Raoli Steel Tank.	... 22.80 M. L. (5 M. G.).
(11) Raoli Low Level	... 31.75 M. L. (7 M. G.).
(12) Fosheri	... 3.86 M. L. (0.85 M. G.).
(13) Dharavi	... 18.16 M. L. (4 M. G.).

EXPANSION OF THE SYSTEM.

Whole of Greater Bombay has been subdivided into 76 Zones, into which it is proposed the distribution system should be divided. The demands of these zones are grouped to form the demands of the various service reservoirs through which they will be supplied.

The various zones and their respective supply from various services reservoirs are as follows :—

Reservoirs and Zones :**Malbar Hill :**

- (1) Military
- (2) Colaba
- (3) Backbay
- (4) Fort
- (5) Foribunder
- (6) Kalbadevi
- (7) Thakurdwar
- (8) Cirgaum
- (9) Siri Road
- (10) Tardeo
- (11) Nepean Sea Road
- (12) Ridge Road
- (13) Altamound Road
- (14) Carmichael Road
- (15) Pedder Road
- (16) Bhalabhai Desai Road
- (17) Bombay Central

Bhandar wada Hill :

- (18) Wadi Bunder
- (19) Dockyard Road
- (20) Naval Dockyard
- (21) Dongari A
- (22) Dongari B
- (23) Nesbit Road
- (24) Mount Road
- (25) Reay Road
- (26) Mazgaon.
- (27) Babula Tank

Golanji Hill :

- (28) Naigaum
- (29) Ambekar Marg

Raoli Hill :

- (30) F/North
- (31) F/South
- (32) Salt Pan
- (33) R. P. T.

Fosberrye :

- (34) Fosberry Road

Worli :

- (35) Dr. Annie Besant Road (North)
- (36) Dr. Annie Besant Road (South)
- (37) Worli Hill
- (38) Worli Dairy

Powai High Level I :

- (39) G/North
- (40) G/South
- (41) N. M. Joshi Marg

Dharavi :

- (42) Dharavi

Direct Supplies :

- (43) Tokerey Jivraj
- (44) Golanji Inlet
- (45) Worli Village

Suburbs :

Pali :

- (46) Pump Zone.
- (47) Danda
- (48) Hill Road
- (49) Bandra East.

Veravali Low Level :

- (50) Bandra West
- (51) Vile Parle
- (52) Andheri East
- (53) Andheri West
- (54) Jogeshwari.

Veravali High Level :

- (55) Aarey Colony.

Malad :

- (56) Malad West
- (57) Goregaon West
- (58) Malad East

Borivali :

- (59) Charkope plus Marve
- (60) Vallabh Nagar
- (61) Kandivali East
- (62) Dahisar

Bhandup :

- (63) Mulund
- (64) Bhandup West
- (65) Vikhroli East
- (66) Vikhroli West
- (67) I. I. T.

Ghatkopar :

- (68) Ghatkopar

Powai Low Level & High Level II :

- (69) North Kurla
- (70) South Kurla

Trombay :

- (71) Diamond Garden
- (72) Refinery
- (73) Fertilizer Corporation.
- (74) Govandi
- (75) Mankhurd

Direct Supply :

- (76) Bandra Reclamation.

WARD DETAILS AT GLANCE

A.—Ward :

Bandra (East) :—Dock area, Ballard Estate, Shaheed Bhagatsingh Road, Strand Road (West), Marine Road,

(North) :—1st Marine Street, Lokmanya Tilak Marg upto Marine.

(South) :—Colaba. Total Area _____ 1048. Sq. Km.

Population :—1,84,531 souls.

Total No. of Water Meters

M. ...	2333
P. ...	756

Total No. of Stand Pipes.

...	4
-----	---

Total No. of Short supply complaints

...	4029
-----	------

Total No. Metered Connections

...	97
-----	----

Total No. of Unmetered connections

...	61
-----	----

Total No. of Boosting stations

...	...
-----	-----

Pumping Stations
Burst occurred

...	one
...	Nil.

B. Ward:

Boundaries:—(East):—Harbour with Docks, (West)—Abdul Rehman Street and Ibrahim Rahimtulla Road, (North)—Babula Tank Road, Mazgaum Road, Wadi Bunder upto Harbour (South)—Carnac Road.

Area:— 2.47 Sq. Km.

Population:— 1,74,536 souls.

Total No. of water meters	M. ...	721
	P. ...	223
Total No. of Stand pipes
Total No. of Short supply complaints	...	1680
Total No. of Metered connections	...	52
Total No. of Unmetered connections	...	74
Total No. of boosting stations
Total No. of Pumping Stations.	...	Nil.
Total No. of Bursts occurred.	...	one.

C' Ward:

Boundaries:— East—Ibrahim Rahimtulla Road and Abdul Rehman Street,
West—Sea Line between 1st Marine Street, Babasaheb Jayakar Marg.
North—Grant Road, Trimbak Parshuram Street, Ardeshr Dady Street Vithalbha Patel Road and Thakurdwar Road.
South—Carnac Road, Dhobitalao and 1st Marine Street.

Area:—1.79 Sq. Km.

Population:— 3,11,795 souls.

Total No. of water meters	M. ...	1227
	P. ...	294
Total No. of stand pipes
Total No. of short supply complaints	...	1768
Total No. of metered connection	...	106
Total No. of unmetered connections	...	1656
Total No. of boosting stations
Total No. of Pumping Stations.	...	Nil.
Total No. of bursts occurred.	...	One.

'D' Ward

Boundaries (East):—D-1 Trimbak Parshuram Street, Thakurdwar Road (West)—Sea (North) Gawalia Tank Road, Grant Road, South—Sea.
(East)-D-2 Western Railway, Jahangir Boman Behram Road, Shukhlaji Street (West) Sea, (North)—Clerk Road, South,—Gowalia Tank Road. and Grant Road.

Area ... 6.63 Su. Km.

Population ... 4,47,811 souls.

Total No. of Waters Meters	M. ...	3954
	P. ...	950
Total No. of Stand Pipes	...	5
Total No. of Short supply complaints	...	1701
Total No. of Metered connections	...	161
Total No. of unmetered connection	...	141
Total No. of Boosting stations	...	Nil.
Total No. of Pumping Stations	...	Nil.
Total No. of bursts occurred	...	Nil.

'E' Ward

Boundaries (East): Sea, Reay Road, (West) Sano Guruji Road, Western Railway, Jahangir Boman Behram Road, Sukhlaji Street (North)—Kalachowki Road, (South) Babula Tank Road, Wadi Bunder, Manlaas Shankatali Road.

Area ... 7.40 Sq. Km.

Population ... 4,62,065 Souls.

Total No. of Water Meters	M. ...	1782
	P. ...	676
Total No. of short supply Complaints	...	2445
Total No. of Metered Connections	...	46
Total No. of Unmetered Connections	...	51
Total No. of Boosting stations	...	Nil.
Total No. of Pumping Stations	...	Nil.
Total No. of bursts occurred	...	Nil.

F' North

Boundaries (East):—Titana Creek (West) central Railway (North) Dancan Causeway (South), Naigaum Cross Road, N. 26, Scheme 57, there after straight line upto creek.

Area : F (South and North) ... 21,1759 Sq. Km.

Population : (South and North) ... 6,62,576 Souls.

Total No. of Water Meters	M	...	1624
	P	...	1089
Total No. of Stand Pipes		...	168
Total No. of Short Supply complaints		...	384
Total No. of Metered Connections		...	62
Total No. of Unmetered Connections		...	72
Total No. of Boosting Stations		...	Nil.
Total No. of Pumping Stations		...	Nil.
Total No. of Burst Occured		...	Nil.

F' South

Boundaries (East): Sea (West) Central Railway (North), Naigaum 'X' Road and Road No. 26, Scheme 57, Sewri Wadala Estate, Kalachowki Road and Sewri Road.

Total No. of Water Meters

M	...	1247
P	...	335

Total No. of Stand Pipes	...	72
Total No. of short supply complaints	...	696
Total No. of metered connections	...	52
Total No. of unmetered connections	...	100
Total No. of Boosting Stations	...	Nil.
Total No. of Pumping Stations	...	Two
Total No. of Burst occurred	...	Two

G' North

Boundaries (East):—Central Railway along with Senapati Bapat Marg (West), Sea (North) Mahim Creek (South) Sayani Road.

Area : G Ward ... 17.84 Sq. Km.

Population : G Ward ... 8,24,007 Souls.

Total No. of Water Meters	M	...	1858
	P	...	1072
Total No. of Stand Pipes		...	191
Total No. of Short Supply Complaints		...	1743
Total No. of Metered Connections		...	87
Total No. of Unmetered Connections		...	127
Total No. of Boosting Stations		...	One
Total No. of Pumping Stations		...	Three
Total No. of Burst Occured		...	Three

G' South

Boundaries (East): Central Railway (West), Sea (North), Sayani Road (South), Keshavrao Khadye Marg, Sane Guruji Road.

Total No. of Water Meters

M.	...	1171
P.	...	450

Total No. of Stand Pipes	...	73
Total No. of Short Supply Complaints	...	1762
Total No. of Metered connections	...	554
Total No. of Unmetered Connections	...	1063
Total No. of Boosting Stations	...	Nil.
Total No. of Pumping Stations	...	Five
Total No. of Burst Occured	...	Five

H' Ward

Boundaries (East): Mahim River (West), Sea (North), Danda Creek, Juhu Aerodrome, New India Insurance Co. Santacruz Airport (South), Mahim Creek.

Area ... 25.08 Sq. Km.

Population ... 5,23,402 Souls.

Total No. of Water Meters	M.	...	5092
	P.	...	6783
Total No. of Stand Pipes		...	794
Total No. of Short Supply Complaints		...	3183
Total No. of Metered Connections		...	198
Total No. of Unmetered Connections		...	87
Total No. of Boosting Stations		...	2
Total No. of Pumping Stations		...	7
Total No. of Bursts Occured		...	7

K' Ward

Boundaries:—(East) Mithi River (West), Sea (North), Madh Island, Malad Creek, Government Housing Colony, Goregaon Acrey Colony (South), Danda Creek, Juhu Aerodrome, New India Insurance Co., Santacruz Airport.

Area	...	43.00 Sq. Kms.
Population	...	5,74,275 Souls.
Total No. of Water Meters	M.	5181
	P.	5270
Total No. of Stand Pipes		1164
Total No. of Short Supply Complaints		2560
Total No. of Metered Connections		577
Total No. of un-metered Connections		174
Total No. of Boosting Stations		8
Total No. of Pumping Stations		8
Total No. of Burst Occured		10

L' Ward

Boundaries (Kurla): (East) Vikhroli and Ghatkopar Hills and Tansa pipe line at Chembur (West) Mithi River (North, Powai (South) Sion Creek.

Area	...	13 Sq. Kms.
Population	...	2,73,503 Souls.
Total No. of Water Meters	M.	2919
	P.	1450
Total No. of Stand Pipes		485
Total No. of Short Supply Complaints		682
Total No. of Metered Connections		156
Total No. of Unmetered Connections		84
Total No. of Boosting Stations		2
Total No. of Pumping Stations		2
Total No. of Bursts Occured		2

M' Ward

Boundaries: Chembur (East) Thana Creek (West) Tansa Pipe Line (North) Nallah between Chembur and Ghatkopar North of Ghatkopar pumping station. (South) Arabian Sea.

Area	...	18 Sq. Kms.
Population	...	3,25,000 Souls.
Total No. of Water Meters	M.	2179
	P.	1784
Total No. of Stand Pipes		242
Total No. of Short Supply Complaints		1425
Total No. of Metered Connections		129
Total No. of Unmetered Connections		82
Total No. of Boosting Stations		5
Total No. of Pumping Stations		5
Total No. of Bursts Occured		3

N' Ward

Boundaries: Ghatkopar: (East) Thana Creek (West) Vikhroli and Ghatkopar Hills (North) Northern Boundary of Paspoli and Bhandup Village (South) Creek between Chembur and Ghatkopar.

Area	...	18 Sq. Kms.
Population	...	4,78,912 Souls.
Total No. of Water Meters	M.	1862
	P.	2139
Total No. of Stand Pipes		724
Total No. of Short Supply Complaints		1927
Total No. of Metered Connections		266
Total No. of Unmetered Connections		54
Total No. of Boosting Stations		Nil.
Total No. of Pumping Stations		Nil.
Total No. of Burst occurred		Nil.

P Ward

Boundaries : (Malad North) : (East) Eastern Boundary of Village Malad (West) Arabian Sea beyond Manori Island (North) Marve Road and Northern Boundary of Village Malad on the East of Railway lines (South) Boundary of Village Malad (Goregaon South) (East) Eastern Boundary of Village Aaray and Goregaon (West) Malad Creek (North) South Boundary of Village Malad (South) Oshiwara Nallah.

Area	69.83 Sq. Kms.
Population	2,72,178 Souls.
Total No. of Water Meters	M. 3292
	P. 2114
Total No. of Stand Pipes	283
Total No. of short Supply Complaints	378
Total No. of Metered Connections	223
Total No. of Unmetered Connections	27
Total No. of Boosting Stations	} ... 6
Total No. of Pumping Stations	
Total No. of Burst occurred	3

R Ward

Boundaries : (Kandivli South) : (East) Eastern Boundaries of Village Magthane and Dahisar (West) Arabian Sea beyond Gorai Village (North) Northern Boundary of Village Dahisar Creek Naka on Swami Vivekanand Marg (South) Southern Boundary of Village Magthane and Gorai Road.

(Borivli North) : (East) Eastern Boundary of Posar and Akurli Village (West) Creek on the West of Charpok Village (North) Gorai Road (South) Southern Boundary of Akurli Village and Marve Road.

Area	82.73 Sq. Kms.
Population	2,36,615 Souls.
Total No. of Water Meters	M. 2559
	P. 1703
Total No. of Stand Pipes	67
Total No. of Short Supply Complaints	170
Total No. of Metered Connections	166
Total No. of unmetered Connections	43
Total No. of Boosting Stations	} ... Nil.
Total No. of Pumping Stations	
Total No. of Burst occurred	One.

T Ward

(Mukund) : (East)—Thana Creek ; (West) Eastern Boundaries of Villages Aarey, Malad, Pioser Magthane and Parajapur ; (North)—Greatr Bombay Limit ; (South) Northern Boundary of Village Jaspoli and Powai Telephone Exchange and Kanjur Marg to Thana Creek.

Area	41.44 Sq. Kms.
Population	1,24,272 Souls
Total No. of Water Meters	M. 1233
	P. 2735
Total No. of Stand Pipe	712
Total No. of Short Supply Complaints	456
Total No. of Metered Connections	275
Total No. of Unmetered Connections	43
Total No. of Boosting Stations	} ... Nil.
Total No. of Pumping Stations	
Total No. of Burst occurred	One.

LEAK DETECTION DIVISION

This Division is working on carrying out leak detection programme in City, Suburbs and extended suburbs. This programme is launched as per advice of M/s. Binnie & Partners, the World Bank Consultant and commenced since 1971, so as to avoid heavy leakages in trunk mains and distributory system.

List of zones completed so far is given in Appendix 'A'.

The branch is now functioning all over city, suburbs, and extended suburbs and about 52 zones are completed during the course of the year. Electronic instruments for locating of mains and also location of leak are being used. More instruments are being ordered. The whole work is being done in 16 units.

New mains are charged only after carrying out necessary test of leakages.

Many contamination cases of water were attended by this department. The detailed information i. e. wastage of water before and after the repairs, cost of the work, revenue made available by arresting the leakages of the zones, completed are given in the appendix 'A'.

Most of the zones completed during this year were tested by extensive sounding method, due to the shortage of water.

Total length of distributory mains tested during the year approximately works as follows :-

Serial No.	Size mm.	in inch	Length in meters	Serial No.	Size mm.	in inch	Length in meters.
1	600	24"	13,000	8	200	8"	1,266
2	500	20"	450	9	180	7"	1,110
3	450	18"	1,000	10	150	6"	96,380
4	380	15"	3,043	11	100	5"	17,360
5	355	14"	1,300	12	100	4"	27,616
6	300	12"	20,000	13	80	3"	16,147
7	250	9"	54,760				

Total length of newly laid mains which are tested by this unit before charging are as below :-

- (1) 450 mm. (18")— 150 mt.
- (2) 255 mm. (9")— 250 mt.
- (3) 150 mm. (6")—1200 mt.

APPENDIX 'A'.

Works of Leak Detection—Works done upto 31st March 1974.

Serial No.	Name of the Zone.	Percent loss in zone before the leaks are repaired.	Percent loss after the leakages are repaired.	Quantity of water saved litr./day.	Amount spent for stopping the leakages	Amount Saved during year by stopping leaks.	Remarks.
1	2	3	4	5	6	7	8
1.	Nepan Sea Road Zone	24.81	2.35	8,54,082	45,639.00	81,475.20	These 8 Units were started and completed in the year of 1971-72.
2	Siri Road Zone	10.00	1.50	1,39,350	30,000.00	13,152.74	
3	Peddere Road Zone	7.03	1.90	5,15,970	34,251.00	56,498.65	
4	Carmichael Road Zone	13.80	2.69	2,38,958	21,078.74	26,168.00	
5	Dockyard Road Zone	13.40	2.80	4,30,320	46,780.00	58,910.00	
6	Mount Road Zone	16.80	4.54	11,05,440	55,614.00	1,21,041.00	
7	Chembur Zone	17.60	4.33	4,73,225	33,988.00	45,121.00	
8	Mulund Zone	23.00	5.40	6,48,370	16,738.00	1,10,640.00	
9	Mandvi Zone	26.50	9.23	2,70,500	29,511.00	35,550.00	
10	Globe Mill Passage Zone	8.90	2.20	9,00,000	22,000.00	1,68,480.00	
11	Raghavji Road Zone	33.18	4.07	13,12,064	28,763.79	1,43,681.50	
12	Shivdas Champsey (Dongri) Marg-	10.10	3.36	1,03,500	16,721.11	25,812.00	
13	Abdul Gafarkhan Road (G/S Ward)	35.35	6.30	9,68,700	15,015.60	70,715.00	
14	Bhulabhai Desai Road (D/Ward)-...	21.24	5.30	15,55,400	30,577.80	1,73,966.00	
15	Strand Zone	16.56	5.05	1,99,800	16,387.00	21,969.00	
16	Maheshwari Road 'B' Ward Dongari	9.46	3.05	1,72,500	19,455.92	28,561.25	
17	Hanuman Road, Vile Parle	40.30	9.60	5,14,836	11,480.00	57,133.45	
18	Shradhanand Road	23.80	7.30	3,77,547	10,880.00	42,033.40	
19	Mahatma Gandhi Road	33.60	4.10	6,68,256	11,750.00	74,394.30	
20	Ram Mandir Road	33.60	7.40	5,28,511	13,540.00	58,834.35	
21	Subhash Road	54.80	10.20	6,59,753	11,130.00	73,438.00	
22	Garden Road	37.30	12.30	2,93,648	11,895.00	32,689.40	
23	Nehru Road	28.50	6.50	6,07,178	11,860.00	67,590.70	
24	Play Ground Road	26.90	7.90	3,20,344	12,260.00	35,660.50	
25	Nawroji Hill Road 'B' Ward	12.78	3.23	1,68,000	9,713.06	24,528.00	
26	Nesbit Road Outlet 'E' Ward	11.90	3.00	59,000	11,007.08	10,195.00	
27	Ridge Road, Outlet 'D' Ward	15.03	4.60	54,679	31,888.57	6,044.00	
28	Cuffe Parade Road 'A' Ward	9.05	3.12	80,840	13,838.01	5,840.00	
29	G. D. Ambekar Marg 'F/S' Ward	12.30	5.50	79,200	24,555.00	9,256.00	
30	Parel Village Road 'F/S' Ward	5.81	2.90	24,000	17,408.00	102.40	
31	Colaba Road Zone	4.07	1.95	41,080	18,180.00	5,658.00	
32	Mazgaon	6.50	1.10	2,11,680	9,986.00	21,848.00	
33	Wodehouse Zone	16.56	5.05	1,99,800	16,387.00	21,969.00	
34	Kalbadevi Road Zone 'C' Ward	All these zones are tested by extensive sounding methods. The pressures in the area are developed considerably after repairing the leaks
35	Girgaum Zone 'D' Ward	
36	Reay Road Outlet	
37	Palton Road 'A' Ward	
38	Tardeo Road ('E' Zone) 'D' Ward-	
39	Shiwaji Park Zone 'G/N' Ward	
40	Bandra Hill Road 'H' Ward	
41	Matunga Zone 'F/N' Ward	
42	Babula Tank Road Outlet 'B' Ward	
43	Gokhale Road (South) 'G/N' Ward.	
44	Larnington Road Zone 'D' Ward	
45	Arthur Road Zone	
46	Antop Hill Zone	
47	Ambekar Zone	
48	Bazargate Street Zone	
49	Bada Bijaalee Zone	
50	Glerk Road Zone	
51	Dharavi Zone	
52	Dadar Zone	
53	Dasharathlal Zone	
54	Dadabhai Road Zone	
55	Eros Zone	
56	Flora Fountain Zone	
57	Juhu Zone	
58	Juhur Zone II	

APPENDIX A—(Contd.)

Works of Leak Detection—Works done upto 31st March 1974.

Serial No.	Name of the Zone.	Percent loss in zone before the leaks are repaired.	Percent loss after the leakages are repaired.	Quantity of water saved litr./day.	Amount spent for stopping the leakages	Amount Saved during year by stopping leaks.	Remarks.
1	2	3	4	5	6	7	8
59	Khetwadi Zone	Tested by sounding of mains.
60	Khar Zone	
61	Kurla Zone I	
62	Kirol Village Zone	Tested by sounding methods only.
63	Lalubhai Park Zone	
64	Lalbaug Zone	
65	Linking Road Zone	
66	Lal Bahadur Shastri Marg Zone	
67	M. G. Road (Ghatkopar) Zone	
68	Mackenzie Zone	
69	Maratha Mandir Zone	
70	Mount Mary Road Zone	
71	Mamlatdar Wadi Zone	
72	Nul Bazar Zone	
73	Naigaum Road Zone	
74	N. M. Joshi Marg Zone	
75	Paradise Zone	
76	Ramchandra Lane Zone	
77	R. C. Marg Zone	
78	Regal Zone	
79	Rajawadi Zone	
80	Sion Koliwada Zone	
81	Sitaladevi Temple Road Zone	
82	Tilak Road Zone	
83	T. P. S. III Zone	
84	Wadavli Borivali Zone	
85	Wadala Ghatkopar Zone	
86	Wadi Bunder Zone	
87	Kamathipura Zone	
88	Dongri Zone 'B'	

SURVEY AND DESIGN DIVISION

This division is entrusted with the work of maintaining records of water and other structures. Preparing plans and estimates of all Engineering works to be carried out, maintaining statistics of (I) lake levels (II) Storages (III) discharges, (IV) Chemical and bacteriological etc. maintaining records of water works lands, preparing estimates of water charges for probable quantity of water used building construction purposes verifying tenders, contracts, and measurement of contract works, maintaining a library of engineering books and periodicals and attending to miscellaneous administrative matter of technical nature.

Preparation of plans and estimates—several proposals for laying water main for improvement and expansion of the distribution system were formulated during the year, plans and estimates below were prepared.

Budget	No. of plans.	No. of Estimates	Estimated cost in Rs.
(City) Division I	57	59	2,29,06,117
(Suburbs) Division II	78	79	1,81,07,494
(Extended Suburbs) Division III	56	56	1,72,62,942
Total	191	194	5,82,76,553

Compounded charges for water used for construction purposes :—1366 Estimates of compounded charges for water used for construction Purposes in the city were framed as against 1321 in the previous year. The total estimated amount was Rs. 19,66,727 as against Rs. 12,73,965 in the previous year. On similar lines 3,568 estimates for the suburban and extended suburban areas against 440 in the preceding year were framed amounting to Rs. 23,73,187 as against Rs. 21,03,633 in the preceding year.

MAINTAINANCE DIVISION

Maintainance Division (Inside City)

The maintainance Division at 566, N. M. Joshi Marg, Byculla, continued attending to major work of repairs and bursts on big mains, maintainance of testing house, meter work shop, pumping and chlorination at reservoirs and other places in the city etc. This division continued attending to emergency works connected with repairs to pipes even after office hours and on sundays and Holidays.

Major Maintenance Works

The total length of 1007.77 Km. (626.18 miles) of water mains of sizes 80 mm. (3") and above was maintained during the year. There were 12 bursts and 440 leaks on large sized mains and 84 Nos. sluice valves packing leaks during the year. The details of burst are shown in appendix.

Plant & Maintenance : Plant and machinery maintained during the year are shown in Appendix—

Old and New Pumping stations at Reservoirs.

(i) Malabar Hill Reservoir

The existing pumps *Viz.* eleven Nos. of 100 H. P., Two No. of 75 H. P. and one No. of 400 H. P. were maintained in the existing pump houses. A new inline boosting station has been constructed at Malabar Hill having 2750 H. P. capacity. *Viz.*, five pumps of 450 H. P. each, two pumps of 250 H. P. each. This pumping station will be commissioned shortly. The total pumping capacity of Malabar Hill Complex is now 4040 H. P.

(ii) Bhandarwada Hill Reservoir

The existing two pumps *Viz.*, one of 275 H. P. and one of 300 H. P. were maintained. The total capacity of pump house remained of 575 H. P. It is purposed to increase the pumping capacity of this reservoir. A new pump house has been constructed to accommodate two more pumps having a capacity of 400 H. P. each and order for pumps have also been placed.

(iii) Golanji Hill Reservoir

The existing pumps *Viz.*, Three Nos. of 100 H. P. each, one of 80 H. P. and two Nos. of 175 H. P. were maintained. The total installed capacity remained at 730. H. P.

The aggregate capacity of pumping units at the reservoirs in the City was 5345 H. P. and total maintenance cost incurred was Rs. 9,30,415. In addition to the above pumping units five small booster pumping stations having total capacity of 538 H. P. were also maintained. Six small pumping sets having total capacity 575 H. P. were maintained for playing fountains and watering the reservoirs gardens.

Chlorination Plants

Re-chlorination was done at various places in the City for maintaining required residual chlorine in the water mains. Auxiliary Chlorination Stations at (a) Futka Tank, King's Circle, (b) Malabar Hill Reservoir, (c) Bhandarwada Hill Reservoir, (d) Worli Hill Reservoir, and (e) Golanji Hill Reservoir functioned satisfactorily. Further five portable chlorination plants were used on the water mains in the City, wherever additional disinfection was found necessary due to suspected contamination etc. The total quantity of chlorine consumed during the year was about 2173 cylinders containing chlorine of 145,591 M. T. approximately.

Testing of Water Mains

The total number of pipes and fittings tested during the year was approximately 4,59,518 out of which 3,78,476 pieces belonging to private parties and remaining for the Municipal works realising a revenue of Rs. 98,649.49. The corresponding figures during the previous year were 5,83,522 pieces and Rs. 83,383 respectively.

Meter Shop

The total No. of meters maintained was 25,440. The total number of meters repaired during the year was 11,033. Total number of meter tested was 24,414 out of which 19,784 were Municipal meters.

New Meters

The total number of new meters purchased during the year was 170 only. 3000 meters were disposed off as scrap.

Boosting Pumps for hire to Public

In order to give interim relief to consumers whose pumps had gone out of order, 15 Nos. of pumping sets (1 to 5 H. P.) were maintained and given on hire for short duration. Three numbers of plastic tanks each of 49,987 litres (11,000 gallons) capacity were also offered on hire to public.

Improving the water supply in Municipal Buildings

1015 New connections were made during the year. 1395 odd jobs such as cleaning of water connections, arresting wastage, re-washing of taps and replacement of old pipes etc. were carried out.

Maintenance Water Works Buildings

The routine maintenance work such as painting minor repairs, replacement of storage tanks and fittings, repairs to flooring, etc. were carried out during the year.

Cleaning Wells

In order to conserve potable water, 806 wells were cleaned during the year for the use of water for purposes other than drinking.

(II).—MAINTENANCE DIVISION (SUBURBS AND EXTENDED SUBURBS)

The Maintenance Division at L. B. S. Marg at Ghatkopar continued to execute and attend major works of repairs and bursts on big sized mains ranging from 300 mm. to 1200 mm. (12" to 48") diam., maintenance of a testing house, meter workshop, reservoirs and pumping stations, in Suburbs and Extended Suburbs. This division continued to attend emergent works connected to repairs to pipes, sluice valves, boosting stations and miscellaneous works connected to water works even after office hours and also on Sundays and Holidays.

Maintenance of Water mains

744.69 K. M. (462.87 miles) and 338.04 Km. (211.26 miles) of water mains of sizes varying from 50 mm. (2") to 900 mm. (36") in Suburbs and Extended Suburbs respectively, were maintained. 52 Nos. of bursts on mains from 150 mm. (6") to 750 mm. (30") were attended to. The details of bursts on mains 600 mm. (24") and above in diameter is shown in Appendix XIV.

Cleaning of Wells

The total number of wells cleaned in Western and Eastern Suburbs was 253.

Maintenance of Pumping Stations

10 Pumping Stations as detailed in Appendix XV—A were maintained and Vihar Pumping Station having an installed capacity of 2760 H. P. was operated for 1164 hours during the year, as shown in Appendix XV—B.

Testing of Water Pipes and Fittings

The work of testing small galvanised iron pipes (28,089 Nos.) and fittings (3,41,576 Nos.) was carried out at Ghatkopar and Bandra. The revenue from testing of pipes and fittings submitted by private parties amounted to Rs. 71,359.25.

Repairs of Water Meters

There are two meter workshops under this branch one at Ghatkopar and the other at Malad, where meters were tested, cleaned, overhauled and repaired. The total number of Municipal meters repaired during the year was 8615. The total number of meters tested at Ghatkopar was 4146 and 1173 were tested at Malad. Revenue derived from testing and sealing of meters was Rs. 59,900.75 at Ghatkopar and Rs. 6,106.00 at Malad.

Plant and Machinery

Details of Plant and machinery maintained during the year is shown in the Appendix XIII.

VII.—CONSTRUCTION DIVISIONS

The Works Division (Inside City).—This division carried out the works of laying of water mains and other construction works as per the provisions in Loan Works Budget. It also carried out the work of diverting of the water mains, laying of additional water mains in connection with resurfacing of roads and other emergent works, on behalf of the private parties, sister departments, Government bodies and making new connections, 80 mm. (3") diameter and above in size, were also carried out by this division.

These works were carried out departmentally, the total strength of the staff being 656. The cost of the budgetted works executed is about Rs. 82,31,733 and the cost of the unbudgetted works Rs. 14,91,544. List of plant and machinery and tools with this Division is as shown in Appendix XIII.

Total length of pipes of various sizes laid is as shown in Appendix X—I.

Works Division in Suburbs and Extended Suburbs.—This is divided into three zonal units, viz. Zone I—comprising of L, M, N & T Wards, Zone II—of H and K Wards, and Zone III—of P and R Wards. During the year, the cost of budgetted works carried out for Suburban wards was Rs. 8,59,623 and Rs. 11,91,003 for the Wards of Extended Suburbs. The cost of unbudgetted works was Rs. 7,46,653 for Suburbs and Rs. 5,24,258 for Extended Suburbs.

Details of Plants and Machinery maintained by three divisions is given in Appendix XIII and the length of pipes laid in Appendix XX—I.

Planning Division.—The main activity of the planning division continued to be zoning of water supply districts from the existing and the proposed reservoirs as per the development plan for 1981 stage of augmentation. Detailed reports on the proposed zones were prepared for 9 more zones bringing the total to 72 out of the total number of 76 zones covered under the development plan. 6 more zones previously analysed for 1971 stage were tested for 1981 stage of development and 1971 stage were further strengthening works were proposed. The analysis of water net works continued to be done with the help of C. D. C. 3600 electronic computer at the Tata Institute of Fundamental Research. The total compute time consumed during the administrative year was 2 Hours 18 minutes and 42 seconds.

In addition, the planning division was also entrusted with the work of issuing 'No Objection Certificates' to the new developments after scrutinizing their demands from distribution point of view.

The planning division attended to various local problems of distribution of water supply in various wards. The division also scrutinized and suggested various distribution net works in private and public layouts, sub-divisions and the proposed town planning schemes etc.

Industries Division.—Industries Division deals with granting of water quotas to various industries in City, Suburbs and Extended Suburbs.

As there was a good rainfall during the year under report, the permitted 10% excess consumption over the sanctioned water quota of each industry which was withdrawn from 1st July 1972 to September 1972 has been retained thereafter. Only 10 new industries were brought under quota scheme.

OUTSIDE CITY DIVISION

Works of Interest done by A. E. O. C.—

- (1) Expansion joints of Upper Vaitarna main between Mulund and Bhandup repaired.
- (2) Expansion joint No. 3 and 5 of 2400 mm. (96") Vaitarna main were leaking heavily, the same were repaired by providing additional gland ring and heavy leakage was stopped without isolation.
- (3) New 300 mm. (12") suction main 2400 mm. (96") Upper Vaitarna main at Central Chlorination Plant at Powai, was laid and 3 new pumps were provided in the new extension pump house.
- (4) 2400 mm. (96") Vaitarna and 2400 mm. (96") Upper Vaitarna mains were dewatered between Powai to Sahar for repairs to injection points at Powai Chlorination House.
- (5) Expansion joints of 1800 mm. (72") East and West mains between Mulund and Powai were repaired.
- (6) Expansion joints of 1800 mm. (72") East main between Mulund and Bhandup were repaired.
- (7) 600 mm. (24") cross connection between 1800 (72") Vehar Outlet and 1200mm. (48") Vehar main from Vehar Lake was done at Powai.
- (8) 600 mm. (24") Tulsi main and 1450 mm. (57") west main were cross connected by 300mm. (12") connection to boost the supply in Tulsi main at Vakola Water Works Yard Santacruz.
- (9) 300 mm. (12") Bye-pass connection on 1800 (72") Inlet main to Vehar Filtration Plant was done.
- (10) The old and leaky 150 mm. (6") connection of I. I. T. at the bottom of 1800 mm. (72") west main was replaced by new connection by the side of West Main.
- (11) Butterfly valves 2 Nos. of 750 mm. (30") and 2 Nos. of 600 mm. (24") were fixed on 750 mm. (30") inlets and 600 mm. (24") outlet respectively at Bhandup Hill Reservoir, and the 750 mm. (30") and 600 mm. (24") sluice valves were removed.
- (12) Construction work of concrete road on vehar dam was completed.
- (13) Trolley track between Bhandup and Tulsi was repaired.
- (14) Extensive patch plating work was executed at Panjrapole dipping, Bhandup and Powai.
- (15) Complete pipe and duct line land was closed to the public from 14-3-1974 to 29-3-1974 to establish Municipal right.
- (16) Physical stock verification of all stores in Outside City Division was done twice during the year 1973-74.

Miscellaneous activities of Outside Division:—

Total length of pipeline painted	34,700 metres.
Surface area of pipeline painted	2,08,733 sq. mts.
No. of cattle impounded	32 Nos.
No. of persons arrested and prosecuted against water pollution	9 Nos.
No. of surprise raids organised in the catchment area of lakes	27 Times.
No. of fishing nets confiscated for unlawful fishing and handed over to police charge	67 Nos. + 8 rubber tubes.
Drawing cases in lakes	5 Nos.

CITY AREA

Municipal Commissioner's Notices and Prosecution:—

Municipal Commissioner's Notices for information of water supply under Section 274(1) of the Bombay Municipal Corporation Act were issued in 91 cases under Section 271(2) in 19 cases in respect of premises which without adequate water supply. The No. of prosecution launched during the year was 96. The No. of convictions was 59.5 cases were withdrawn after compliance with notice and 27 were pending disposal at the end of the year. The total amount of fine recovered was Rs. 2,336. Besides about 3142 notices under Section 278(2) of the Bombay Municipal Corporation Act were served on the owners for defects in the water fittings excluding those in respect of unauthorised work infringing the provisions of Section 278(A) and (B) of the Municipal Act and non-compliance of Water Bye Law and as a result of these 45 prosecutions were launched. The No. of convictions was 433, and the amount of fine recovered was Rs. 2,666.

Disconnection of water supply.—The No. of cases reported to Standing Committee for severing water connections for non-payment of taxes and using unmetered water supply was 2247 cases against 804 in the previous year. In 233 cases, the supply was cut off. In the remaining cases, the execution of disconnection order was not carried out, as the consumers complied with the Municipal requirements.

Short Supply Complaints:—

The No. of short supply complaints received for various reasons and attended to during the year from the City area was 16,279 as detailed in Appendix XIX—A.

SUBURBS AND EXTENDED SUBURBS

Municipal Commissioner's Notices and Prosecution:—

3 Notices for Suburbs and One for Extended Suburbs under Section 271(2) and 24 notices for Suburbs and 5 for Extended Suburbs under Section 274(1) of the Bombay Municipal Corporation Act were issued. 941 and 35 notices were issued respectively in Suburbs and Extended Suburbs for the defective fittings, chokes in service pipes, unauthorized works etc. The court action was taken in 47 cases on Suburbs, No. of convictions secured 16 and the amount of fine recovered was Rs. 94.

Disconnection orders were issued in the Suburbs and Extended Suburbs, 1235 and 157 cases respectively.

Short Supply Complaints:—

The No. of short supply complaints received for various reasons and attended to during the year from Suburbs and Extended Suburbs were 9949 and 1008 respectively, as detailed in Appendix XIX—A.

XI—METERING

21,762, 34,659 and 13,636 meters of sizes varying from 15 m m. (1/2") to 300 mm. (12") in City, Suburbs and Extended Suburbs respectively were on the connections as detailed in Appendix XX.—The number of meters exchanged was 12,383, 8,555 and 2444, those fixed on new connection were 850, 1,425 and 1,414, and meters removed from the existing connections was 891, 409 and 497 for City, Suburban and Extended Suburbs respectively.

Progressive metering programme.—The No. of new properties metered during the year 71, 211 Nil for City, Suburbs and Extended Suburbs respectively. Premises metered during the year pertain to trades and new residential buildings on flat systems.

Revenue from metered connections.—The total revenue derived from water supply by meter measurement was Rs. 4,83,78,982, Rs. 3,76,94,635 and Rs. 1,20,44,688 in City, Suburbs and Extended Suburbs respectively.

XII—ESTABLISHMENT

The total number of scheduled superior staff during the year was 399 under Division I (Budget 'A') and the establishment cost thereof amounted to Rs. 45,18,525. The labour staff during the year numbered about 2,407 and its establishment cost was Rs. 87,46,904. The temporary staff both superior and inferior was 544 with establishment cost of Rs. 10,41,975.

Under Division II and III, the total number of Scheduled superior staff during the year was 182 and 76 and the establishment cost thereof amounting to Rs. 12,70,500 and Rs. 4,40,500. The labour staff during the year numbered about 771 and 347 and its establishment cost was Rs. 15,78,000 and Rs. 6,03,060. The temporary staff both superior and inferior was 173 and 164 respectively with a total establishment cost of Rs. 4,00,082 and Rs. 2,20,000.

K. D. MULEKAR,
Hydraulic Engineer.

LIST OF APPENDICES

Serial No.	Description.
I.—	Statistics of Lakes.
II.—	Statement showing evaporation losses of different lakes.
III.—	Map showing lakes and trunk mains providing water supply to Greater Bombay.
IV.—	Graphs showing annual rainfall of Vaitarna lake.
V.—	Do. of Tansa Lake.
VI.—	Do. of Vehar Lake.
VII.—	Do. of Tulsi Lake.
VIII.—	Do. of City (at Colaba).
IX.—	Supply Statistics.
X.—	Statement showing the quantity of Municipal water used for different purposes.
XI.—	Details of Hydraulic Gates in the Head Works Division.
XII.—	Statistic of trunk mains, embankments, culverts and bridges.
XIII.—	Statement showing Plant and Machinery maintained in various Divisions.
XIV.—	Statement showing details of bursts of mains on 600 mm. (24") and above in the City, Suburbs and Extended Suburbs.
XV-A.—	List of Municipal Boosting Stations in City, Suburbs and Extended Suburbs.
XV-B.—	List of Municipal bulk pumping stations in outside City and Ulhas Divisions.
XVI.—	Statement of water connections of different sizes made during the year
XVII.—	Plan showing zones of water supply.
XVIII.—	Statement showing hours of supply in different localities in the City, Suburbs and Extended Suburbs.
XIX.—	Statement showing short supply complaints in City.
XX-A.—	Statement showing short supply complaints in Suburbs and Extended Suburbs.
XX.—	Statement showing details of meters in City, Suburbs and Extended Suburbs.
XXI.—	Details of works carried out by construction branch in City, Suburbs and Extended Suburbs.
XXII.—	Details of stand pipes in City, Suburbs and Extended Suburbs.
XXIII.—	Organisation chart of H. E's Department (as on 31st March 1974).

APPENDIX I
Statistics of the Lakes for 1973-74

Serial No.	Particulars	Vaitarna	Tansa	Vihar	Tulsi	Powai
1	Distances from Bombay (Town Hall) in Kilo Metres (miles) by road.	119.09 (74)	106.21 (66)	23.96 (18)	35.40 (22)	27.35 (17)
2	Water spread at full supply level in square kilometres (square miles).	8.55 (3.30)	19.11 (7.33)	7.28 (2.81)	1.35 (0.52)	2.10 (0.81)
3	Total catchment areas in square Kilometres (square miles) ...	450.66 (174.00)	135.38 (52.50)	18.96 (7.32)	6.76 (2.61)	6.68 (2.53)
4	Total rainfall in Millimetres (Inches)	3176.50 (125.05)	2,909.30 (118.47)	1,629.98 (64.17)	2,286.06 (90.00)	1,975.80 (77.78)
5	Average rainfall of the preceding five years in Millimetres (Inches).	2585.73 (101.90)	2,708.16 (106.62)	2,265.97 (89.20)	2,803.84 (110.37)	2,327.85 (91.64)
6	No. of rainy days, [rainfall of 2.5 mm. (0.10") and above]...	101	97	82	85	74
7	(a) Number of days in which rainfall was moderate [between 7.6 mm (0.3") and 34.9 mm (1.38")]. (b) Number of days in which rainfall was heavy [between 35.0 mm (1.38") to 64.9 mm (2.55")]. (c) Number of days in which rainfall was very heavy [between 65.0 mm. (2.56") and 84.9 mm (3.34")]. (d) Number of days in which rain fall was very heavy 85.0 mm. (3.35") and above..	55 15 2 6	43 16 ... 5	45 6 2 2	50 4 2 5	36 6 1 4
8	Maximum rainfall in milli metres (Inches)	276.50 (10.87)	172.20 (6.73)	108.45 (4.25)	167.76 (6.58)	144.00 (5.67)
9	Dates of maximum rainfall	23-9-1973	6-7-1973	10-8-1973	10-8-1973	9-8-1973
10	The lakes commenced to overflow when the rainfall amounted to mms. (inches)	1102.00 43.70	1,439.30 (56.62)	1,378.54 (54.90)	2,139.60 (84.22)	1,371.80 (54.00)
11	Dates on which the lakes started overflowing	16-7-1973	9-8-1973	16-9-1973	24-9-1973	15-8-1973
12	Dates on which the lakes stopped overflowing	2-10-1973	30-9-1973	11-10-1973	1-10-1973	5-10-1973
13	Number of days the lakes over flowed	66	41	25	7	52
14	Quantity of water that overflowed over the waste weir in Mega Litres (Million gallons)	5,75,028 (1,26,492)	1,19,836 (26,360.96)	4,100 (1,412.25)	1,451 (319.12)	7,891 (1,735.81)
15	Full supply levels of the lake above Town Hall Datum in Metres (Feet).	163.06 (535.00)	123.62 (422.00)	80.67 (264.70)	139.16 (456.60)	59.43 (195.00)
16	Total contents of the lake above the lowest outlet at full supply level in Mega Litres (Million Gallons).	1,80,293.00 (39,660)	1,84,833.00 (40,661)	41,823 (9,200)	10,428.00 (2,294)	5,455.00 (1,200)
17	Highest levels above Town Hall Datum during the year in Metres (Feet).	163.20 (535.43)	128.63 (422.05)	80.81 (265.16)	139.38 (457.30)	59.58 (195.46)
18	Dates on which the highest level was reached	26-9-1973	25-9-1973	22-9-1973	24-9-1973	22-9-1973
19	Levels of the lowest outlets in Metres (Feet)	126.73 (416.88)	114.30 (375.00)	71.07 (230.50)	121.22 (397.75)	53.20 (175.00)
20	Lowest levels above T.H.D. reached during the year in Metres (Feet).	142.18 (466.50)	120.21 (394.41)	73.57 (241.40)	130.69 (428.80)	55.25 (181.27)
21	Dates on which the lowest levels were reached	2-7-1973	12-6-1973	11-6-1973	11-6-1973	11-6-1973
22	Contents of the lakes above the lowest outlets at the lowest level reached in Mega Litres (Million Gallons).	71,003.00 (15,620)	56,156.00 (12,353)	11,015.00 (2,423)	2,200.00 (484)	2,027.00 (446)
23	Lake levels above T. H. D. in Metres (Feet) on 1st October 1973	163.14 (535.26)	129.06 (421.81)	80.71 (264.83)	139.17 (456.62)	59.43 (195.04)
24	Contents of the lakes above the lowest outlet in Mega Litres (Million Gallons) on 1st October 1973.	1,80,293.00 (39,660)	1,83,725.00 (40,415)	41,823.00 (9,200)	10,428.00 (2,294)	5,455.00 (1,200)
25	Quantity of water required to fill up the lakes, to full supply level from the lowest level reached in Mega Litres (Million Gallons).	1,07,285.00 (27,040)	1,28,687.00 (28,308)	30,808.00 (6,777)	8,228.00 (1,810)	3,428.00 (754)
26	Percentage run off into the lakes from the catchment as per rainfall registered at the lakes.	63.67	69.37	59.32	72.76	---
27	Quantity of water brought into the City and Suburbs including Extended Suburbs during the year in Mega Litres (Million Gallons)	1,60,428 (35,251)	1,04,371 (22,959)	7,904 (1,739)	3,489 (767)	---
28	Average quantity of water brought into the City and Suburbs including Extended Suburbs per day in Mega Litres (Million gallons)	439.05 (96.58)	285.94 (62.90)	21.64 (4.76)	9.55 (2.10)	---
29	Total loss of water due to evaporation leakage and absorption in Mega Litres (Million gallons) during the dry-period of 7 months.	1,52,146 (33,469)	19,148 (42.12)	9,501 (2,090)	2,285 (503)	---
30	Average loss of water per day due to evaporation and other losses during the dry months in Mega Litres (Million Gallons)	718 (158)	90 (20)	45 (10)	11 (2)	---
31	Total loss of water due to evaporation only in Mega Litres (Million gallons) during the dry period for 7 months.	6,534.22 (1,438.75)	13,835.37 (3,043.44)	4,234.85 (931.56)	840.66 (184.92)	---
32	Average loss of water due to evaporation only in mega Litres (Million Gallons) during the dry period of 7 months.	30.82 (6.79)	65.26 (14.36)	19.98 (4.39)	3.97 (0.70)	---

APPENDIX—II

Statement showing Evaporation Losses of different lakes during the year 1973-74

Month	Evaporation in Metres				Evaporation in Mega-Litres			
	Vaitarna	Tansa	Vehar	Tulsi	Vaitarna	Tansa	Vehar	Tulsi
April 1973	0.232 (0.70 ft.)	0.196 (0.642 ft.)	0.188 (0.616 ft.)	0.128 (0.419 ft.)	1,759.70 (388.47 M.g.)	2,524.10 (555.24 m.g.)	702.87 (154.61 m.g.)	87.91 (19.337 m.g.)
May 1973	0.198 (0.648 ft.)	0.181 (0.594 ft.)	0.207 (0.679 ft.)	0.156 (0.512 ft.)	983.52 (216.35 m.g.)	2,386.90 (525.06 m.g.)	749.32 (164.831 m.g.)	96.57 (21.244 m.g.)
June 1973	Not recorded				Not recorded.			
July 1973	Not recorded				Not recorded.			
August 1973	Not recorded				Not recorded.			
September 1973	Not recorded				Not recorded.			
October 1973	Not recorded				Not recorded.			
November 1973	0.088 (0.288 ft.)	0.092 (0.301 ft.)	0.112 (0.366 ft.)	0.110 (0.360 ft.)	676.48 (148.810 m.g.)	1,780.6 (391.592 m.g.)	620.24 (136.438 m.g.)	137.25 (30.192 m.g.)
December 1973	0.099 (0.325 ft.)	0.095 (0.309 ft.)	0.098 (0.320 ft.)	0.113 (0.371 ft.)	779.59 (171.49 m.g.)	1,718.10 (377.939 m.g.)	533.92 (117.450 m.g.)	134.23 (29.527 m.g.)
January 1974	0.100 (0.328 ft.)	0.098 (0.320 ft.)	0.094 (0.310 ft.)	0.113 (0.371 ft.)	670.98 (147.600 m.g.)	1,716.66 (377.624 m.g.)	507.92 (111.730 m.g.)	128.53 (28.054 m.g.)
February 1974	0.098 (0.321 ft.)	0.091 (0.299 ft.)	0.090 (0.295 ft.)	0.107 (0.352 ft.)	656.66 (144.450 m.g.)	1,545.31 (339.530 m.g.)	471.81 (103.787 m.g.)	115.08 (25.314 m.g.)
March 1974	0.154 (0.504 ft.)	0.134 (0.441 ft.)	0.129 (0.422 ft.)	0.138 (0.354 ft.)	1,007.29 (221.58 m.g.)	2,164.14 (476.07 m.g.)	648.77 (142.713 m.g.)	142.09 (31.256 m.g.)
Total:	0.969 (3.174 ft.)	0.886 (2.906 ft.)	0.918 (3.003 ft.)	0.865 (2.838 ft.)	6,534.22 (1,438.75 M.G.)	13,835.37 (3,043.442 M.G.)	4,324.85 (9315.5 M.G.)	480.66 (104.924 M.G.)

(Grand Total) - 65,445.10 Mega Litres (13,282 Million Gallons) in dry season (212 days) for all Lakes.

308.70 Mega Litres (65.96 Million Gallons) per day for all Lakes.














33.82 Mega Litres (6.79 Million Gallons) per day for Vaitarna.

65.26 Mega Litres (14.36 Million Gallons) per day for Tansa.

19.98 Mega Litres (11.39 Million Gallons) per day for Vehar.

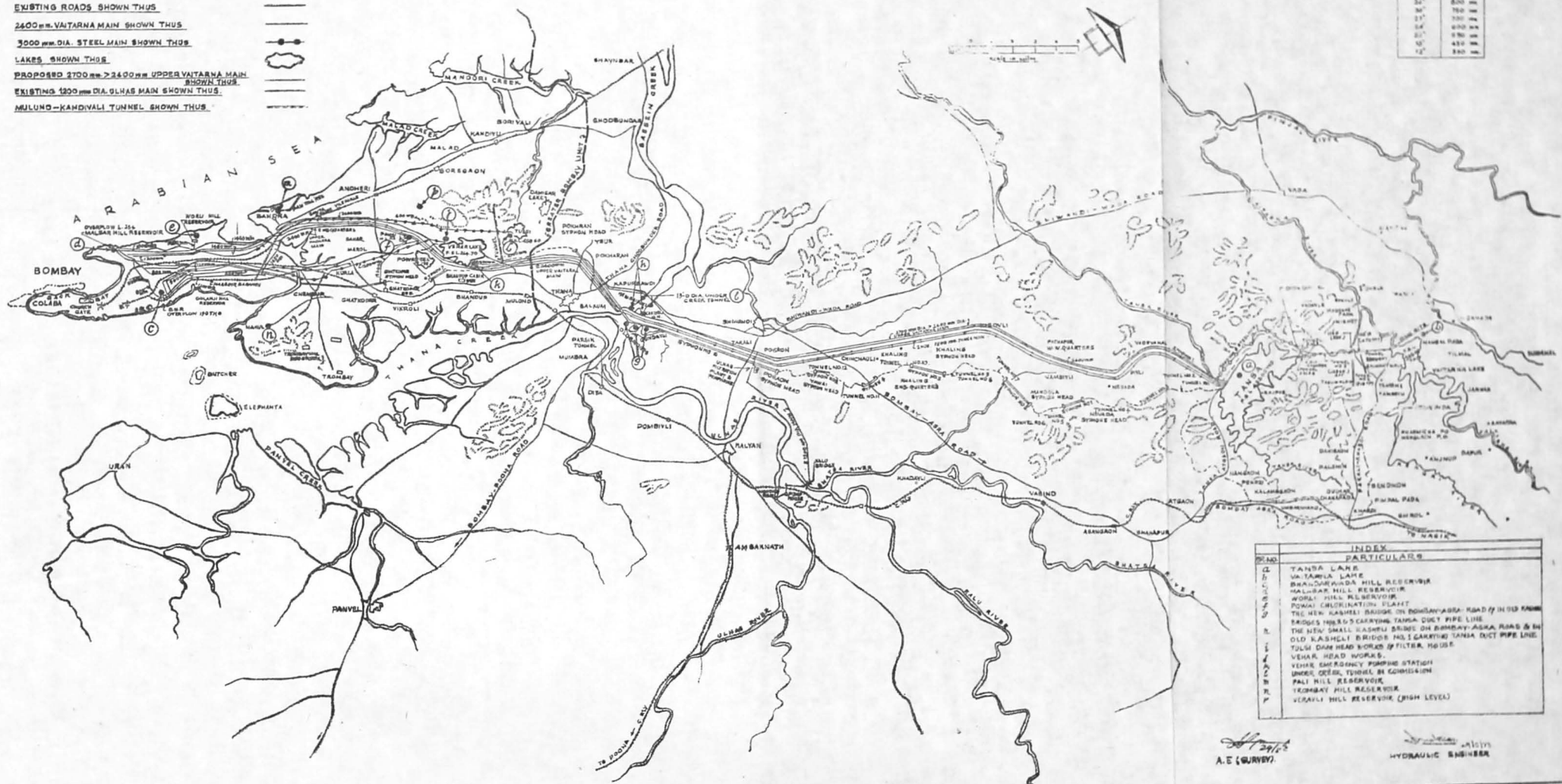
3.97 Mega Litres (0.70 Million Gallons) per day for Tulsi.

NOTES.

- 2-1800mm DIA TANSA MAINS SHOWN THUS 
- MASONRY DUCT W/ EPYDON LINE SHOWN THUS 
- 1100mm DIA VEHAR MAIN SHOWN THUS 
- 600mm DIA TULSI MAIN SHOWN THUS 
- HORSE SHOE SECTION (2.71 KM METRES) TUNNEL SHOWN THUS 
- TANSA-BELNALA ROAD SHOWN THUS 
- EXISTING ROADS SHOWN THUS 
- 2400mm VATARNA MAIN SHOWN THUS 
- 3000mm DIA STEEL MAIN SHOWN THUS 
- LAKES SHOWN THUS 
- PROPOSED 2700mm > 2400mm UPPER VATARNA MAIN SHOWN THUS 
- EXISTING 1200mm DIA ULHAS MAIN SHOWN THUS 
- MULUND-KANDIVALI TUNNEL SHOWN THUS 

LAKES & TRUNK MAINS PROVIDING WATER SUPPLY TO GREATER BOMBAY

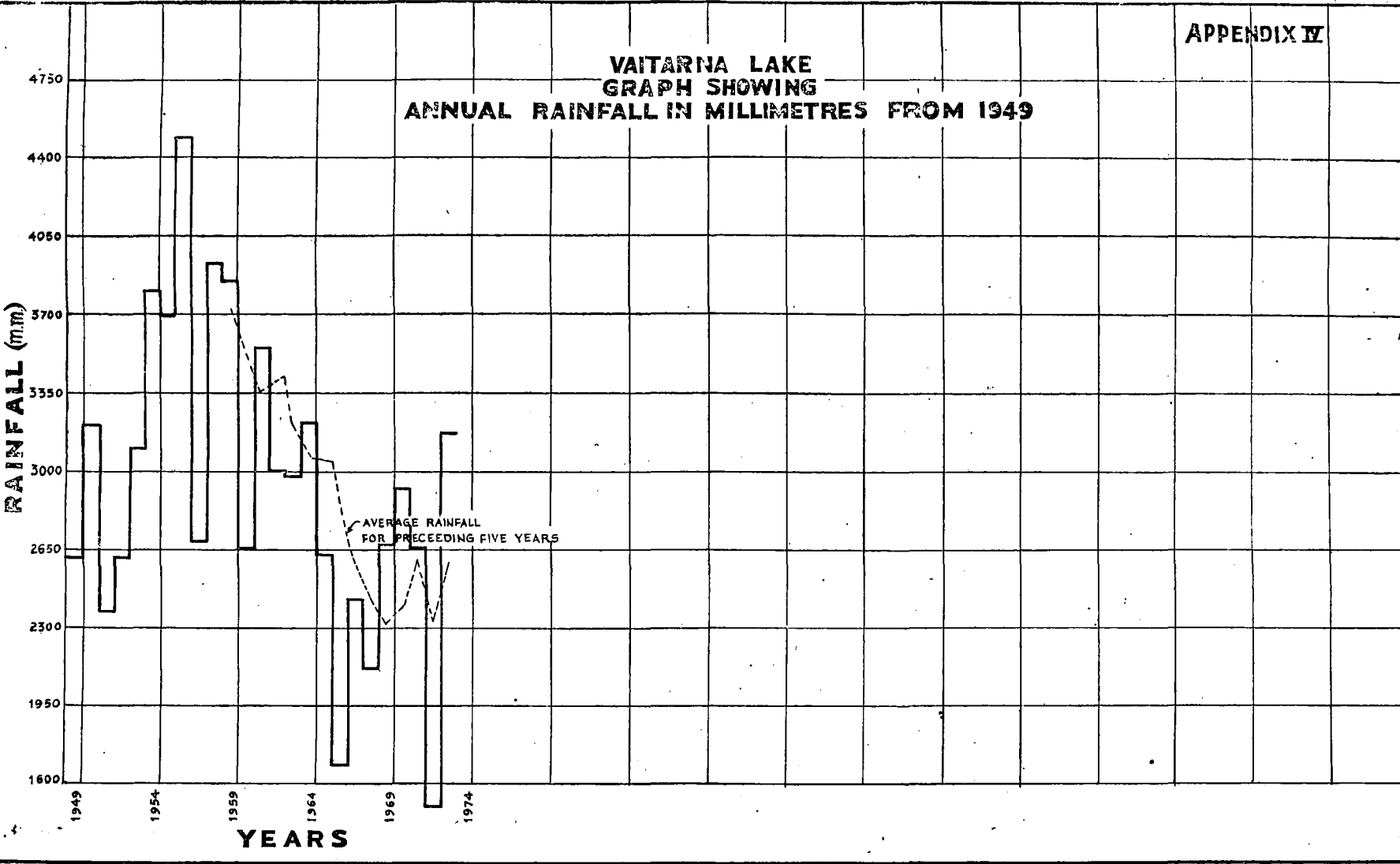
DIAM. IN INCHES	DIAM. IN METRES
12"	3048 mm
18"	4572 mm
24"	6096 mm
30"	7620 mm
36"	9144 mm
42"	10668 mm
48"	12192 mm
54"	13716 mm
60"	15240 mm
66"	16764 mm
72"	18288 mm
78"	19812 mm
84"	21336 mm
90"	22860 mm
96"	24384 mm
102"	25908 mm
108"	27432 mm
114"	28956 mm
120"	30480 mm



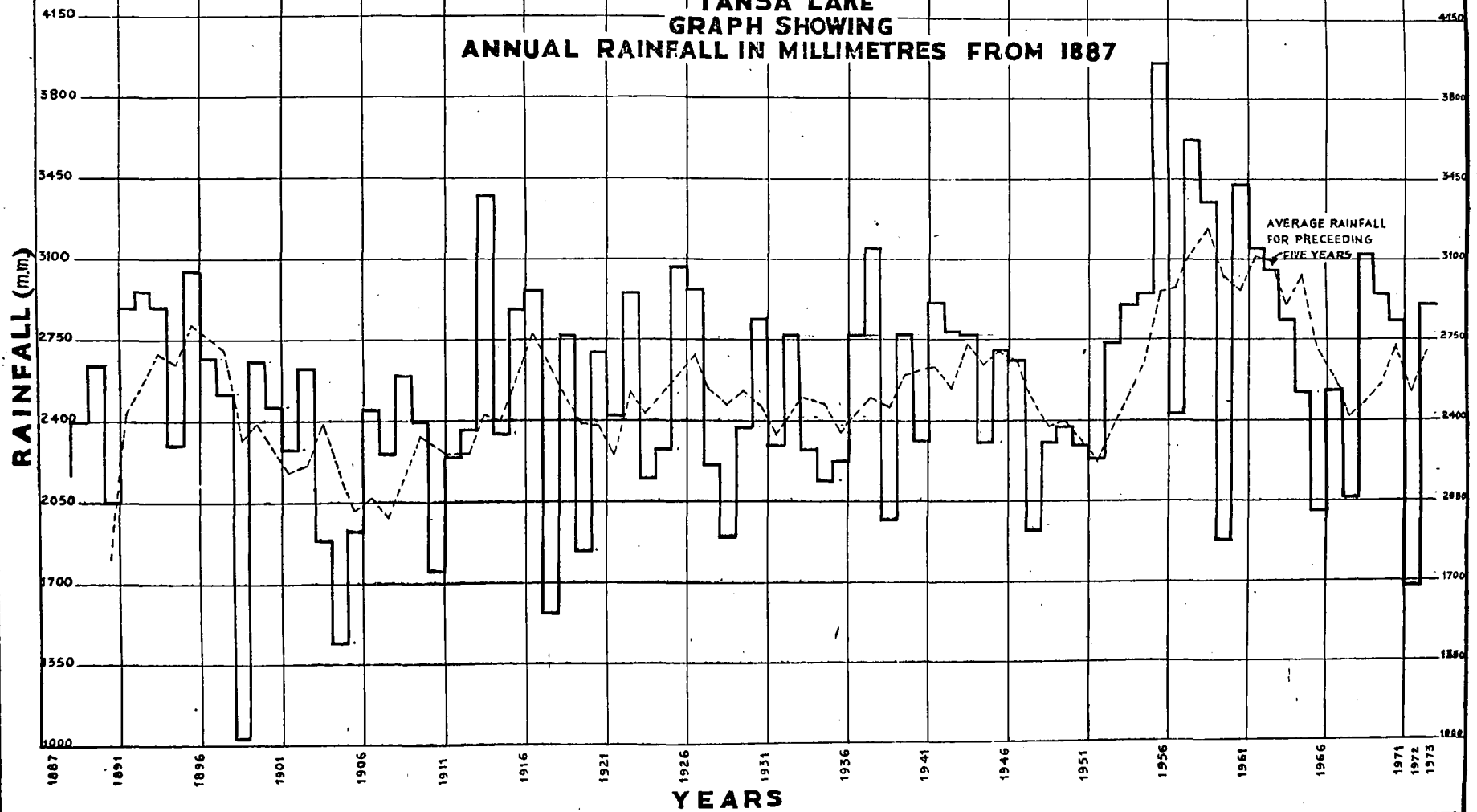
INDEX PARTICULARS	
1	TANSA LAKE
2	VATARNA LAKE
3	BRANDS/PANVELA HILL RESERVOIR
4	MALABAR HILL RESERVOIR
5	WORLI HILL RESERVOIR
6	PANVEL CIRCUMFERENCE FLAT
7	THE NEW KASHMI BRIDGE ON BOMBAY-AGRA ROAD IN THE FORM OF BRIDGES FOR 5 CARRYING TANSA DUCT PIPE LINE
8	THE NEW SMALL KASHMI BRIDGE ON BOMBAY-AGRA ROAD & ON OLD KASHMI BRIDGE FOR CARRYING TANSA DUCT PIPE LINE
9	TULSI DAM HEAD WORKS & FILTER HOUSE
10	VEHAR HEAD WORKS
11	VEHAR EMERGENCY PUMPING STATION
12	UNDER OVER TUNNEL BE COMMISSION
13	PANVEL HILL RESERVOIR
14	TRAMBAK HILL RESERVOIR
15	VERAVLI HILL RESERVOIR (HIGH LEVEL)

A.E. SURVEY
HYDRAULIC ENGINEER

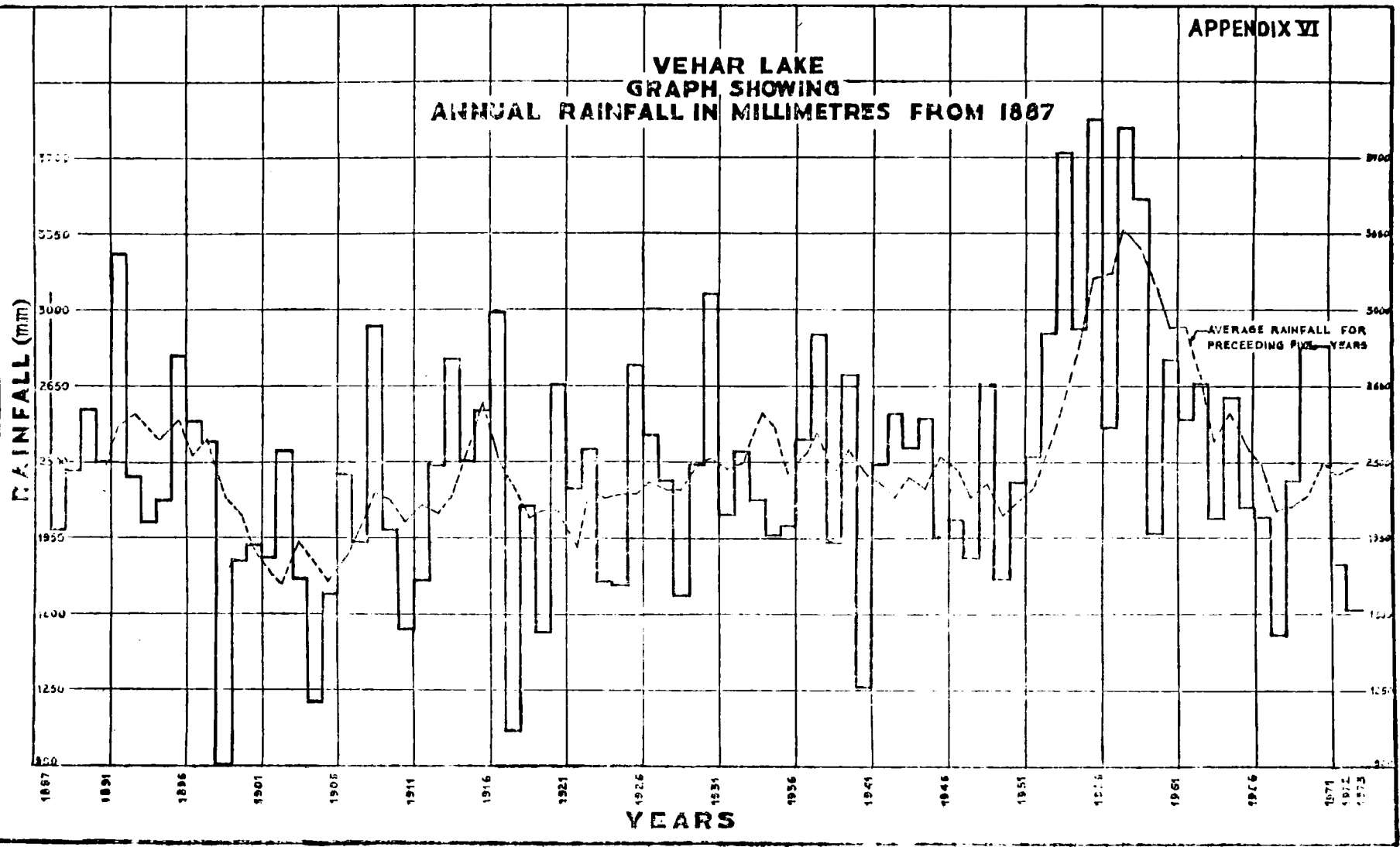
VAITARNA LAKE
GRAPH SHOWING
ANNUAL RAINFALL IN MILLIMETRES FROM 1949



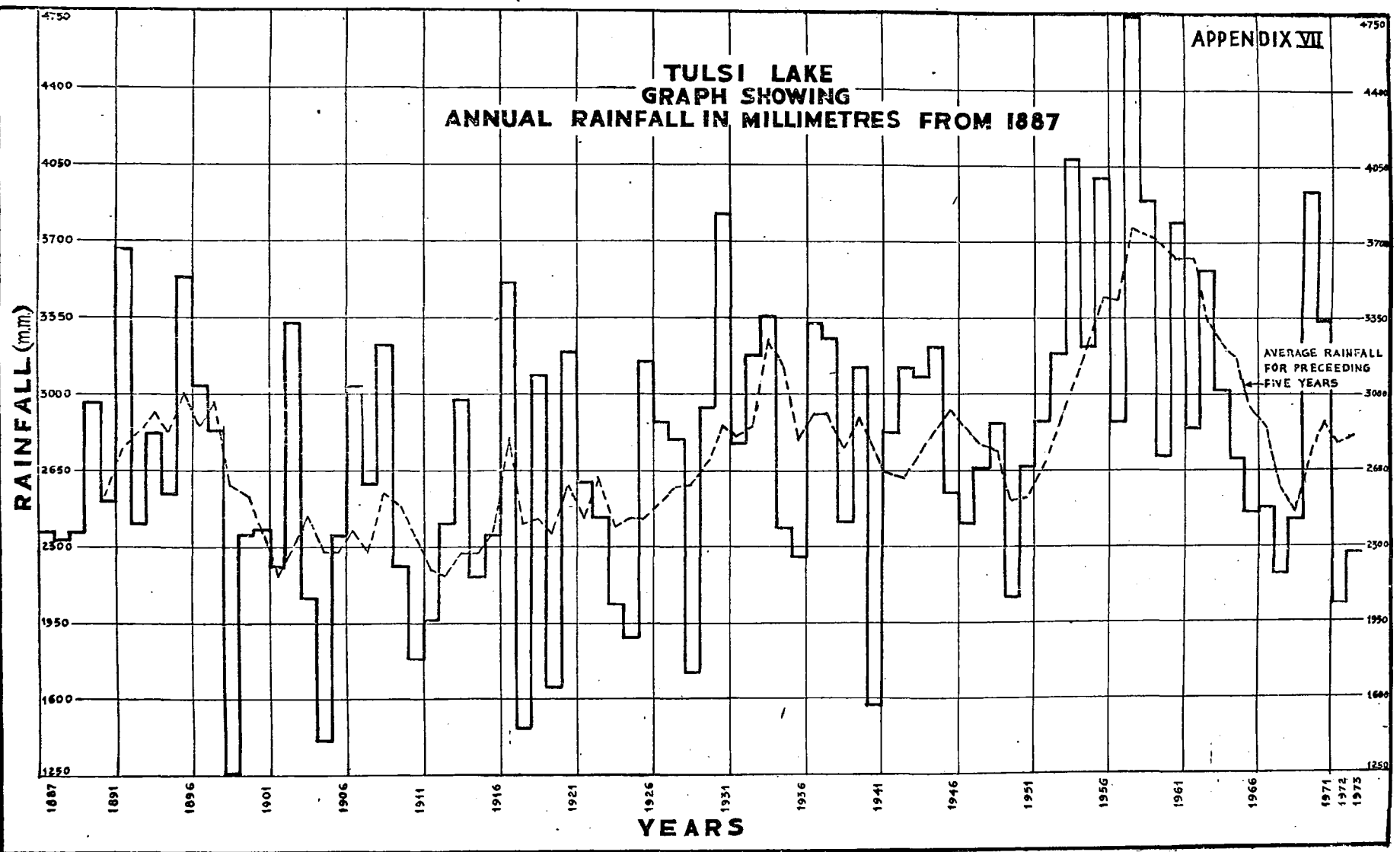
TANSA LAKE GRAPH SHOWING ANNUAL RAINFALL IN MILLIMETRES FROM 1887



VEHAR LAKE
GRAPH SHOWING
ANNUAL RAINFALL IN MILLIMETRES FROM 1887

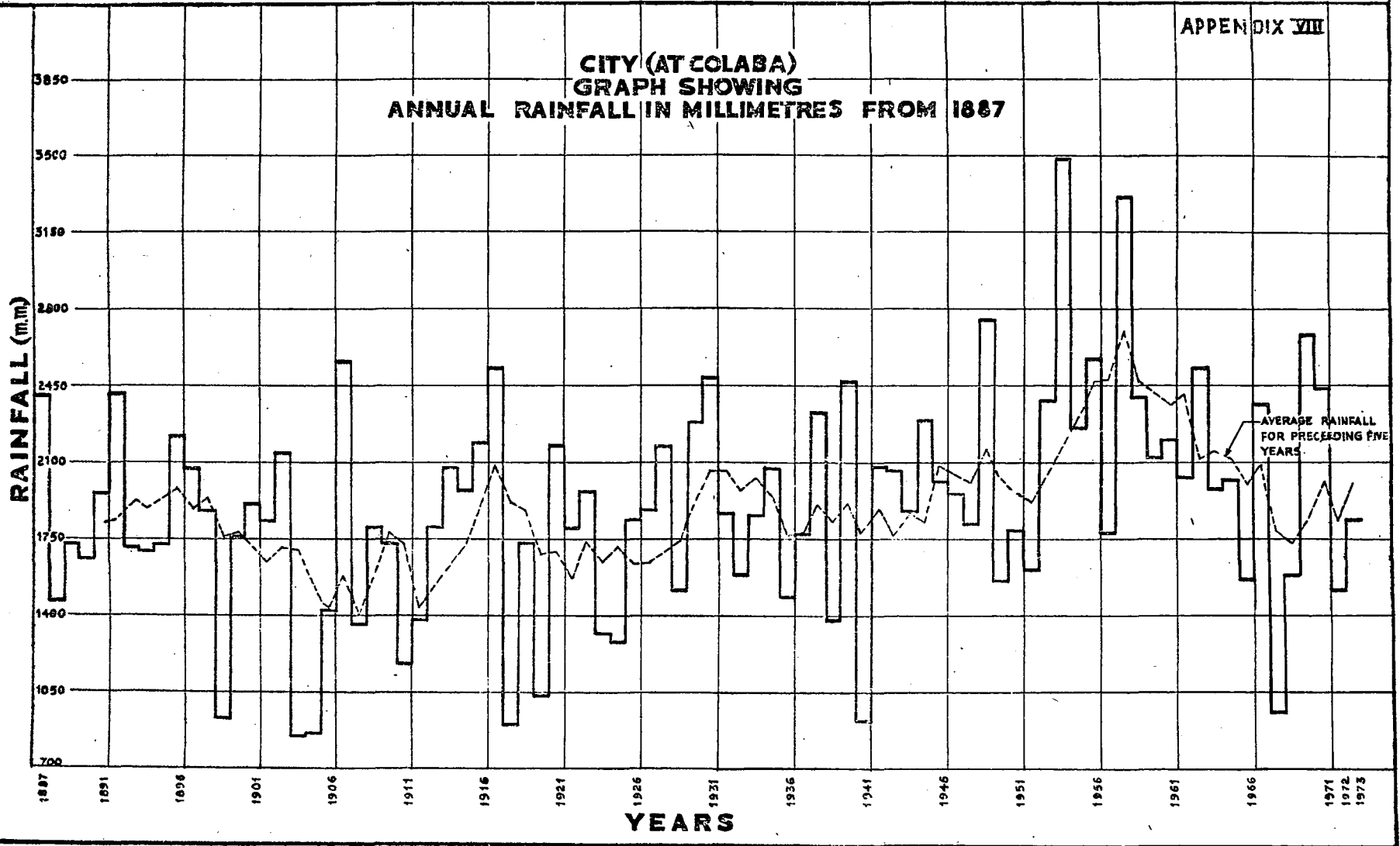


**TULSI LAKE
GRAPH SHOWING
ANNUAL RAINFALL IN MILLIMETRES FROM 1887**



**CITY (AT COLABA)
GRAPH SHOWING
ANNUAL RAINFALL IN MILLIMETRES FROM 1887**

RAINFALL (mm)



APPENDIX D:

Supply Statistics (1973-74)

(1) Quantity of water supplied to the Greater Bombay during the year in Mega Litres	4,65,891.80 (1,02,484.80 M.G.)
(2) Quantity of water supplied to the City proper during the year in Mega Litres	2,81,222.81 (61,862.14 M.G.)
(3) Quantity of water supplied to the Greater Bombay during the previous year in Mega Litres...	3,89,134.17 (85,600.00 M.G.)
(4) Increase over the previous year's supply in Greater Bombay in Mega Litres	76,757.63 (16,884.80 M.G.)
(5) Quantity of water supplied to the Thana Municipality, Nowpada and Kopri Colony in Mega Litres, not included in Item No. (1) above	7,986.39 (1,756.80 M.G.)
(6) Total quantity of water supplied to all concerns outside the limits of Greater Bombay, in Mega Litres including Item No. (5) above	15,979.23 (3,515.03 M.G.)
(7) Average daily supply during the year to City proper in Mega Litres...	770.49 (169.49 M.G.)
(8) Average daily supply during the year to Western Suburbs in Mega Litres	228.66 (50.30 M.G.)
(9) Average daily supply during the year to Eastern Suburbs in Mega Litres	167.47 (36.84 M.G.)
(10) Average daily supply during the year to Extended Suburbs West in Mega Litres	81.69 (17.57 M.G.)
(11) Average daily supply during the year to Extended Suburbs East in Mega Litres	28.18 (6.20 M.G.)
(12) Average daily supply during the year in Greater Bombay in Mega Litres	1,276.50 (280.80 M.G.)
(13) Increase over previous year's average daily supply to Greater Bombay in Mega Litres	210.39 (46.28 M.G.)
(14) Estimated mid year (1973-74) population of City as given by Director of Public Health, Government of Maharashtra	31,21,000
(15) Do. Suburbs Do.	25,69,000
(16) Do. Extended Suburbs Do.	8,71,000
(17) Do. Greater Bombay Do.	65,51,000
(18) The maximum supply per day during the year on 16th October 1973 in Mega Litres	1,294.68 (284.80 M.G.)
(19) The minimum supply per day during the year on 24th May 1973, in Mega Litres	828.26 (182.20 M.G.)
(20) Total quantity of water conveyed by the two 1800 mm. (72") dia and 2400 mm (96") dia mains during the year in Mega Litres including 15,979.23 M.L. (3,515.03 M.G.) tapped outside Greater Bombay and 60,640.83 M.L. (13,339.50 M.G.) tapped upstream of Powai Venturi at Mulund	76,620.06 (16,854.53 M.G.)
(21) Average quantity of water conveyed daily by the two 1800 mm. (72") and diam. 2400 mm. (96") dia. mains in Mega Litres	726.93 (159.91 M.G.)
(22) Total quantity of water transferred from Duct to Vehar in Mega Litres	Nil
(23) Total quantity of water transferred (by pumping) from Ulhas River to Vehar in Mega Litres	24,392.00 (5,366.50 M.G.)
(24) Total quantity of water transferred from Vaitarna to Tansa in Mega Litres	Nil
(25) Total quantity of water transferred from 2,400 mm. (96") diam. main to Vehar in Mega Litres	Nil
(26) Total quantity of water transferred from Upper Vaitarna to Vaitarna during the year in Mega Litres.	1,42,402.00 (31,325.00 M.G.)

APPENDIX IX—concl'd.

(27) Total quantity of water conveyed by the Duct during the year in Mega Litres	Nil.
(28) Average quantity of water conveyed daily by the Duct in Mega Litres	Nil.
(29) Total quantity of water conveyed by 1,200 mm. (48") dia. Vihar main during the year in Mega Litres	7,903.62 (1,738.60 M.G.)
(30) Average quantity of water conveyed by 1,200 mm. (48") diam. Vihar main during the year in Mega Litres	21.68 (4.77 M.G.)
(31) Total quantity of water conveyed by 600 mm. (24") diam. Tulsi main during the year in Mega Litres	3,488.58 (767.40 M.G.)
(32) Average quantity of water conveyed daily by 600 mm. (24") diam. Tulsi main during the year in Mega Litres	9.54 (2.10 M.G.)
(33) Quantity of water supplied for domestic purposes during the year to City in Mega Litres	1,87,850.57 (41,322.53 M.G.)
(34) Quantity of water supplied for domestic purposes during the year to the Suburbs in Mega Litres	93,460.30 (20,558.98 M.G.)
(35) Quantity of water supplied for domestic purposes during the year to the Extended Suburbs in Mega Litres	25,362.27 (5,579.08 M.G.)
(36) Quantity of water supplied for domestic purposes during the year to Greater Bombay in Mega Litres	3,06,673.14 (67,460.59 M.G.)
(37) Average quantity of water supplied for domestic purposes per head per day to the City in Litres	164.87 (36.27 gallons).
(38) Average quantity of water supplied for domestic purposes per head per day to Suburbs in Litres	100.05 (22.01 gallons.)
(39) Average quantity of water supplied for domestic purposes per head per day to the Extended Suburbs in Litres	79.83 (17.55 gallons.)
(40) Average quantity of water supplied for domestic purposes per head per day to Greater Bombay in Litres	128.23 (28.21 gallons.)
(41) Average daily supply for all purposes per head per day to the City in Litres	246.34 (54.30 gallons.)
(42) Average daily supply for all purposes per head per day to the Suburbs in Litres	154.73 (34.05 gallons.)
(43) Average daily supply for all purposes per head per day to the Extended Suburbs in Litres	126.15 (27.75 gallons.)
(44) Average daily supply for all purposes per head per day to Greater Bombay in Litres	194.84 (42.86 gallons.)
(45) Percentage of water for domestic purposes to total supply in Greater Bombay	65.82
(46) Percentage of water supplied for other purposes to total supply including losses in Greater Bombay	34.18

APPENDIX—XIII.

Statement showing Plant and Machinery maintained in various Divisions.

Serial No.	Particulars.	Works Division	Maintenance Branch City	Outside City Division	Head Works.	A.E.M. (Subs.)	Total.
1	2	3	4	5	6	7	8
1	Portable diesel driven welding set	...	1	2	...	5	8
2	Portable welding transformer	...	2	1	...	4	7
3	Portable arc-welding sets	...	6	6	12
4	Portable compressor unit	...	3	2	...	2	9
5	Garage air compressor	...	2	1	...	2	5
6	Portable dewatering unit	...	3	1	...	2	9
7	Portable 2" pumping unit	...	4	5	...	1	10
8	Portable 3" pumping unit	...	3	4	...	11	23
9	Portable 4" pumping unit	...	4	6	...	1	13
10	Portable 6" Pumping unit	...	3	3	6
11	Portable lighting set	...	1	1	...	1	3
12	Portable generating set 7½ KW (Diesel)	...	2	2
13	Portable concrete mixer	...	1	3	...	1	5
14	Sump pump Portable (Pneumatic)	...	1	1	...	2	4
15	Lathe machines	...	4	3	...	3	10
16	Battery charger	...	2	2	...	2	6
17	Radial drilling machine	...	1	1	...	1	3
18	Shaping machine	...	1	1	...	1	3
19	Electric Blower Unit for smithy shop	...	1	1	2
20	Hack saw machine	...	1	1	2
21	Band saw machine	...	1	1	...	1	1
22	Pedestal drilling machine	...	1	1	2
23	Grinding machine (Bench type)	...	2	2	...	2	6
24	Flexible grinding machine (Portable)	...	1	1	...	1	3
25	Booster Pump (Electric)	...	33	1	...	1	35
26	Hydraulic Testing machine	...	3	3
27	Portable chlorination Plant	...	5	2	7
28	Pipe-cutting machine	...	8	2	10
29	Carpentry lathe	...	1	1
30	Multipurpose carpentry machine	...	1	1
31	Mechanical forge hammer	...	1	1	1
32	Threading machine (Electrical)	...	2	2
33	Flow Recorder	...	1	1	2
34	Tool Grinder (Pneumatic)	...	1	1	1
35	Tool grinder (electric)	...	1	1
36	Heavy duty grinder	...	1	1
37	Plate bending machine	...	1	1
38	Power hammer	...	1	1
39	Paving beaker	...	5	8	13
40	Mechanical Jack hammer	...	4	4
41	Pile driver	...	2	2
42	Mobile crane	...	1	1
43	Bar bending machine	...	1	1
44	Concrete vibrator	...	3	1	4
45	Cement gun	...	2	2
46	Petrol driven motor trolleys	14	14
47	Diesel rail locomotives	2	2
48	Jeep	1	1	2	4
49	Out board petrol engine for boats	5	5
50	Boats for vchar, Powai & Tulsi	3	3
51	Diesel drive pumping unit 10 H.P.	1	1
52	Diesel driven pumping unit 20 H.P.	2	...	2
53	Diesel driven pumping unit 40 H.P.	1	2	...	2
54	Hydraulic trolley jack 10 ton capacity	1	1
55	Hydraulic trolley jack 5 ton capacity	2	2
56	Venturi recorder A. M. Type	...	1	1
57	Pumping unit for Vchar (40 H.P.)	1	1
58	Venturi meters	11	11
59	Pumping Unit diesel for vchar	2	2
60	Electric blower for switches	1	1
61	Transformer oil fitting equipment	1	1
62	Dillectric strength tester	1	1
63	500KVA, 22KV/440V power transformer	3	3
64	Rock drilling machine (pneumatic)	1	1
65	Portable generating set (Petrol) 1.5 K.W.	1	1
66	Portable generating set (Diesel) 3 K. W.	3	3
67	Time punching machine	1	1
68	Well cleaning unit	1	1
69	Truck	1	1
70	(a) Welding Set (Diesel) (b) Welding Set (Elect.)	2	...	2
71	Road roller 10T	1	...	1
72	Tunnel Inspection vehicle	1	...	1
73	Water cooler	1	1
74	Electrically driven Kirloskar pumping unit	3	3

APPENDIX XIV

Statement showing the details of Bursts of Mains of Dia 600 mm. 24" and above in City, Subs., and Ext. Suburbs.

Serial No.	Date	Site	Ward	Size of Main.
1	2-4-1973	Jail Road North, Opp. Gastad Chambers	... B	600 mm.
2	19-4-1973	Shivaji Park	... G/N	600 mm.
3	28-4-1973	Sayani Road Junction, T. P. Road	... G/S	600 mm. heavy leakage.
4	8-6-1973	Tulsi Pipe Road	... G/N	1450 mm. (57") West main leak.
5	24-7-1973	G. D. Ambedkar Marg, Opp. H. G. T.	... F/S	600 mm. Outlet leak
6	8-10-1973	Pochkhanwaler Road, Opp. Rd. No. 10, Worli	... G/S	600 mm.
7	11-1-1974	Haines Road, Opp. Racecourse.	... G/S	1450 mm. (57") Vairarna leak main.
8	5-2-1974	Gokhale Road, South	... G/S	1450 mm. (57") West Heavy leak.
9	12-2-1974	Inlet to Golanji Hill Reservoir	... F/S	600 mm.
10	13-2-1974	Pochkhanwala Road	... G/S	600 mm. leakage.
11	18-3-1974	Opp. Mhatre Pen Co., Tulsi Pipe Road	... G/N	600 mm.
12	21-11-1973	Marine Drive Opp. Hindu Gymkhana	... C	1200 mm. leak.
13	7-4-1973	Near BEST Depot, S. V. Road, Santacruz	... H	600 mm.
14	9-4-1973	Near Nanawati Hospital, S. V. R. D. Santacruz (West)	K	600 mm.
15	24-4-1973	Opp. Vile Parle Airport, near Express Highway	... K	750 mm.
16	26-4-1973	Near Nanawati Hospital, S. V. Road, Santacruz (West)	K	600 mm.
17	28-4-1973	S. V. Road, Santacruz	... H	600 mm.
18	3-5-1973	Irla Bridge Vile-Parle (West)	... K	600 mm.
19	5-5-1973	Opp. Air Port, Express Highway, Vile-Parle	... K	750 mm.
20	13-6-1973	Air Port Road, Jns. Express Highway	... K	750 mm. Suspended burst heavy leakage.
21	26-6-1973	Opp. Tata Compound, Andheri	... K	600 mm.
22	22-10-1973	Bandra Station	... H	1450 mm. west main ferrule given way.
23	31-10-1973	Subway, Santacruz	... K	600 mm.
24	11-11-1973	Santacruz 7th Road, Colibar	... H	600 mm. Leak.
25	24-11-1973	Bandra Outlet Hill Road	... H	600 mm. leak.
26	4-1-1974	Between Highway and Ghod Bunder Rd., Jogeshwari	K	900 mm. (36") leak in rilla.
27	5-2-1974	12th Road, Near Ram-Krishna Asbram, Santacruz	... H	600 mm.
28	21-2-1974	Opp. Golden Tobacco Co. Vile-Parle (West)	... K	600 mm.
29	15-3-1974	Avenue Road, Santacruz (West)	... H	600 mm.
30	7-4-1973	Deonar Slaughter House, Near New Bridge	... M	600 mm.
31	11-4-1973	Kilachand Arm., Jns. Western Express Highway, Opp. Mahandra/M.	... P	600 mm.
32	16-4-1973	Near Duck Co. Deonar	... M	600 mm.
33	14-4-1973	Agra Road, Opp. Bhandup Railway Station	... T	600 mm.
34	12-7-1973	Bhandup Outlet Burst	... N	450 mm.
35	15-7-1973	Agra Road, Opp. Hindustan Constri. Co.	... N	600 mm.
36	27-9-1973	Old Agra Road, Kurla	... L	600 mm. leak.
37	9-12-1973	Govandi Bridge	... M	600 mm.
38	11-3-1974	Borivli	... R	900 mm. leak.
39	20- -1973	Aarey Colony Unit No. 2 and 5	... P	600 mm.
40	5-10-1973	Marve Road, Jns. S. V. Road	... P	600 mm. leak.

APPENDIX XV-A

List of Municipal Boosting Stations in City, Suburbs and Extended Suburbs.

Serial No.	Site	No. of Pumps	Horse Power of Pumps.
1	Worli Koliwada	1	54 H.P. Diesel.
2	Fosbery Road (Near 'L' Shed)	1	75 H.P. Electric.
3	N. M. Joshi Marg	1	100 H.P. Electric.
4	B. D. D. Chawl (N. M. Joshi Marg)	3	25 H.P. Each (Total 75).
5	5th Pasta Lane	4	2 Nos. 40 H. P. Each. 2 Nos. 50 H. P. Each.
6	Hill Road Pumping Station, Bandra	2	40 H.P. Each Electric.
7	Pali Hill Pumping Station Bandra	3	60 H.P. 2 Nos. Electric.
8	Juhu Vileparle Development Scheme Pumping Station, Juhu.	2	50 H.P. Each Electric.
9	Guzdar Hall pumping Station, Andheri	2	50 H.P. each Electric.
10	Dadabhai Pumping Stn. Versova Rd. Andheri.	2	25 H.P. each Electric.
11	Telly Gully pumping Stn. Andheri	2	25 H.P. each Electric.
12	Caves Road Pumping Stn. Jogeshwari	1	40 H.P. Electric.
13	Majaswadi Pumping Station, Jogeshwari	1	30 H.P. Electric.
14	Kunj Niwas, Pumping Station, Jogeshwari	1	13 H.P. Electric.
15	Sidharth Nagar Pumping Stn. Goregaon	2	90 H.P. Each Electric.
16	Quarry Road, Pumping Station, Malad	2	25 H.P. Each Electric.
17	Zakeria Road Pumping Station, Malad	2	25 H.P. Each Electric.
18	Pushpa Park Pumping Station, Malad	1	25 H.P. Electric.
19	Sainath Pumping Station, Malad	2	50 H.P. Each Diesel Engin.
20	Malavani Pumping Station, Malad	2	50 H.P. Each Electric.
21	Anik Village Pumping Station, Chembur	2	6 H.P. Each Diesel Engin.
22	Ghatia Pumping Station, Chembur	2	90 H.P. Each Electric.
23	Sindhi Colony Pumping Station, Chembur	3	15 H.P. 2 Nos. Electric. 25 H.P. 1 No. Electric.
24	Janata Colony Pumping Station, Deonar	2	25 H.P. Each Electric.
25	Deonar Pumping Station, Deonar Colony	2	40 H.P. Each Electric.
26	Chunabhatti Pumping Station, Kurla	2	25 H.P. Each Electric.
27	Kurla Market Pumping Station, Kurla	2	25 H.P. Each Electric.
28	Rifle Range Pumping Station, Ghatkopar	2	40 H.P. Each Electric.
29	Barve Nagar Pumping Station, Ghatkopar	2	40 H.P. Each Electric.
30	Parkside Colony, Pumping Station, Vikhroli... ..	2	40 H.P. Each Electric.
31	Shiv Tekadi, Jogeshwari.	1	10 H. P.
31	Trombay Hill Reservoir	2	100 H. P. Each Electric.

APPENDIX XV-B

List of Municipal Bulk Pumping Stations in Outside City and Ulhas Divn.

Serial No.	Site	No. of Pumps	Horse Power of Pumps.	
1	Vahar Pumping Station	170 H.P.	1 Electric.	170 H.P.
		135 H.P.	3 ..	405 H.P.
		120 H.P.	3 ..	360 H.P.
		100 H.P.	2 ..	200 H.P.
		20 H.P.	3 ..	240 H.P.
		210 H.P.	2 Diesel.	420 H.P.
		160 H.P.	6 ..	960 H.P.
		20 Pumps	2755 H.P.	
2	Mohone Pump House, Ulhas River	250 H.P.	10 Electric.	2500 H.P.
3	Pogson Pump House	250 H.P.	10 Electric.	2500 H.P.

APPENDIX XVI

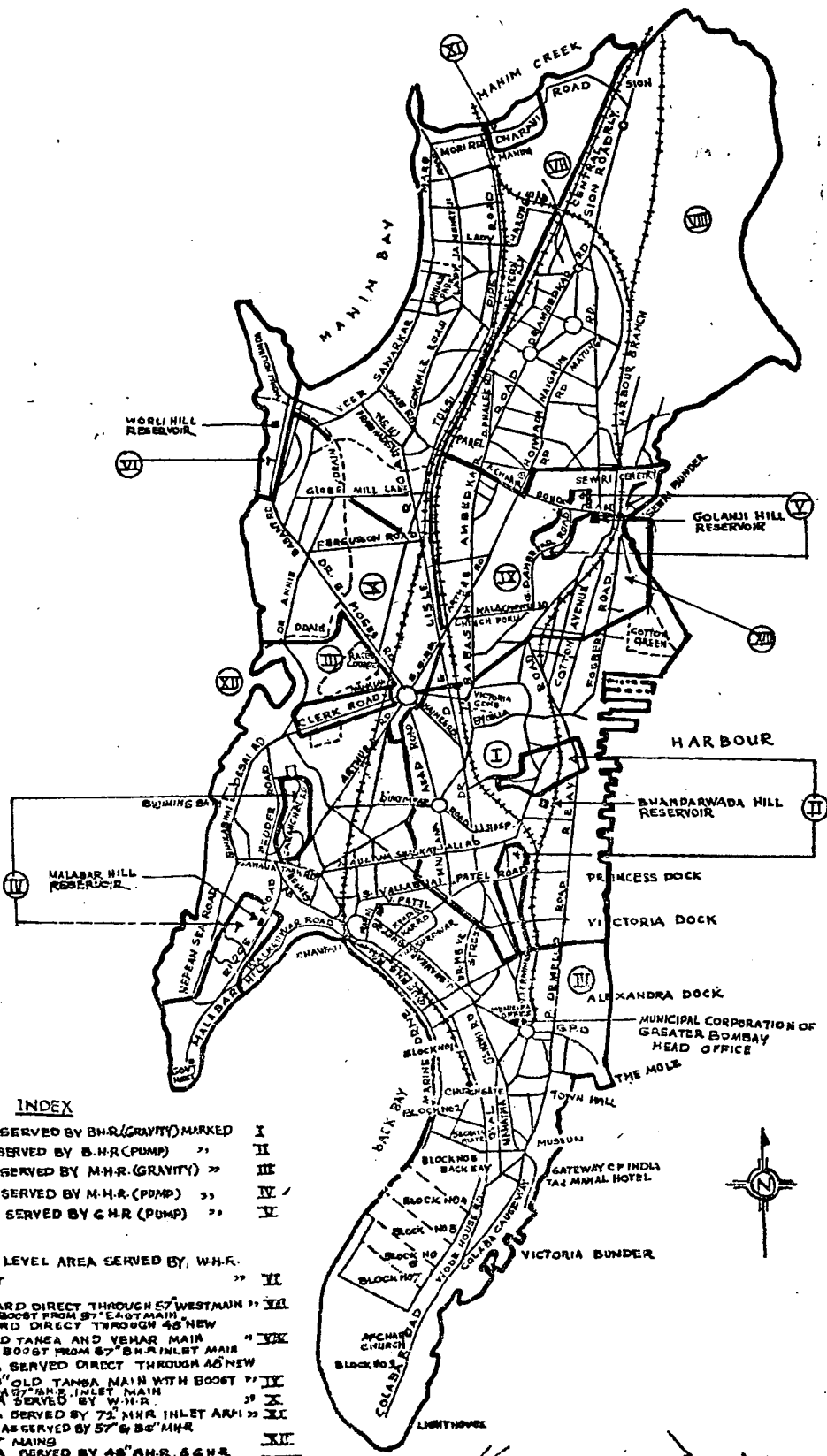
Statement of water Connections of different Sizes made during the year in City, Suburbs & Extended Suburbs.

SIZE OF CONNECTIONS

Ward.	15 mm. (1/2")		20 mm. (3/4")		25 mm. (1")		30 mm. (1 1/4")		40 mm. (1 1/2")		50 mm. (2")		80 mm. (3")		100 mm. (4")		150 mm. (6")		Total		
	Metered	Unmetered	Metered	Unmetered	Metered	Unmetered	Metered	Unmetered	Metered	Unmetered	Metered	Unmetered	Metered	Unmetered	Metered	Unmetered	Metered	Unmetered	Metered	Unmetered	
A	22	8	14	16	19	17	...	8	23	10	10	2	5	4	...	97	61	
B	10	13	29	41	11	20	7	...	5	52	74	
C	20	833	62	518	23	160	1	91	...	52	...	2	106	1,656	
D	69	28	17	54	28	36	...	11	30	7	11	5	5	1	...	161	141	
E	12	16	15	17	5	12	...	4	...	1	13	1	...	46	51	
P/South	15	18	8	30	15	44	3	3	...	4	1	1	52	100	
F/North	30	33	9	20	15	10	2	6	2	2	3	1	1	62	72	
G/South	216	137	82	159	81	129	65	592	69	39	41	7	554	1,063	
G/North	27	25	22	59	19	32	...	8	9	2	6	1	2	...	1	...	1	...	87	127	
Total for City	421	1,111	258	914	216	460	70	632	141	156	90	69	12	2	2	...	7	...	1,217	1,345	
																				4,562	
H	72	68	60	13	41	4	17	1	5	...	2	...	1	1	198	87	
K	372	169	78	5	38	...	80	...	4	...	2	...	1	...	1	...	1	...	577	174	
L	106	38	28	41	14	4	4	1	1	...	1	...	2	156	84	
M	87	65	13	16	13	1	15	...	1	129	82	
N	140	51	76	1	39	9	2	2	266	54	
Total for Suburbs	777	391	255	76	145	9	116	2	20	2	7	...	4	1	1	...	1	...	1,326	481	
																				1,807	
P	109	27	72	...	38	3	1	223	27	
R	62	35	27	2	41	1	27	4	6	1	1	...	2	...	166	43	
T	172	38	54	4	27	1	13	...	7	...	1	...	1	275	43	
Total for Ex. Suburbs	343	100	153	6	106	1	...	1	40	4	10	1	1	...	3	...	2	...	664	113	
																				777	
Grand Total	1,541	1,602	666	996	467	470	186	635	201	162	113	170	17	3	6	...	10	...	3,207	3,939	

All Total 7,146

ZONES OF WATER SUPPLY



INDEX

- 1 AREA SERVED BY B.H.R.(GRAVITY) MARKED I
- 2 AREA SERVED BY B.H.R.(PUMP) " II
- 3 AREA SERVED BY M.H.R.(GRAVITY) " III
- 4 AREA SERVED BY M.H.R.(PUMP) " IV
- 5 AREA SERVED BY C.H.R.(PUMP) " V

- 6 HIGH LEVEL AREA SERVED BY W.H.R. INLET " VI
- 7 G WARD DIRECT THROUGH 57 WEST MAIN " VII
- 8 F WARD DIRECT THROUGH 48 NEW " VIII
- 9 OLD TANGA AND VENAR MAIN WITH BOOST FROM 67" B.H.R. INLET MAIN " IX
- 10 AREA SERVED DIRECT THROUGH 48 NEW 6-48" OLD TANGA MAIN WITH BOOST FROM 67" B.H.R. INLET MAIN " X
- 11 AREA SERVED BY W.H.R. INLET MAIN " XI
- 12 AREA SERVED BY 72" M.H.R. INLET MAIN " XII
- 13 AREA SERVED BY 57" & 68" M.H.R. INLET MAIN " XIII
- 14 AREA SERVED BY 48" B.H.R. & C.H.R. INLET MAIN " XIV
- 15 AREA SERVED BY 48" B.H.R. & C.H.R. INLET MAIN " XV

PREPARED BY S.V. LAD

A. E. SURVEY

HYDRAULIC ENGINEER

APPENDIX NO. XVIII

Statement showing Water supply timings in City, Suburbs and Extended Suburbs as on 13-4-74

Serial No.	Ward	Locality	Hours of Supply	
1	A	(a) Colaba and areas South of Museum ...	4-40 P.M. to 7-30 P.M.	
		(b) Fort and areas North of Museum ...	8-30 P.M. to 11-20 P.M.	
		(c) Netaji Subhash Road, Churchgate and Backbay area ...	7-30 P.M. to 11-20 P.M.	
			7-00 A.M. to 7-15 A.M.	
			(Low Pr.)	
		(d) Supply to Military area, Colaba ...	7-15 A.M. to 4-00 P.M.	
			(High Pr.)	
	(e) Saboo Siddique Road, Musafarkhana Road ...	6-10 P.M. to 8-00 P.M.		
	(f) Backbay Reclamation ...	1-30 A.M. to 4-00 A.M.		
	(g) Colaba Koliwada ...	4-40 A.M. to 7-00 A.M.		
2	B	(a) Dongri areas 'B' Zone ...	3-40 A.M. to 7-00 A.M. (H.P.) & 6-00 P.M. to 7-00 P.M.L.P.	
		(b) Umerkhadi areas including Dr. Maheshwari Road and Mavji Rathod Road 'A' Zone ...	8-40 P.M. to 11-30 P.M.	
		(c) Mohamedali Road, Pydhoni, Imamwada, Abul Rehman, Stt., Babula Tank Road areas, etc. ...	4-45 A.M. to 7-15 A.M.	
		(d) P. D'Mello Road, Sant Tukaram Road and areas East of Central Railway Line ...	4-00 P.M. to 6-00 P.M.L.P. 6-00 P.M. to 8-00 P.M.H.P. 5-30 A.M. to 6-30 A.M.L.P.	
		(e) Mandvi ...	4-10 A.M. to 7-00 A.M.	
3	C	(a) Kalbadevi, Dhobi-talao, Kharatalao, Shamaldas Gandhi Marg (Princess Stt.), Fanaswadi, Kumbharwada and Cheera Bazaar areas ...	4-45 A.M. to 7-15 A.M.	
		(b) Portion of Netaji Subhash Road (Backbay supply) ...	7-30 P.M. to 11-20 P.M.	
4	D	(a) Gamdevi Girgaum, Thakurdwar, Prarthana Samaj, Khetwadi, Tardeo, Maulana Saikatali Road, Naushir Bharucha Marg, Dr. Dadasaheb Bhadkamkar Marg, Sukhlaji Street areas and August-Kranti Marg. (Gowalia Tank Rd.) upto Bus Terminus ...	4-45 A.M. to 7-15 A.M.	
		(b) Tardeo, Naushir Bharuch Marg ...	4-45 P.M. to 7-15 P.M.	
		(c) Haystack Road, Keshavrao Khadye Marg (Clerk Road) from Mahaluxmi Bridge to Haji Ali ...	4-00 A.M. to 6-30 A.M. & 6-30 P.M. to 7-30 P.M.	
		(d) Raghaji Road ...	3-30 A.M. to 10-45 A.M.	
		(e) Forjett Street & August-Kranti Marg (Gowalia Tank Rd.) from Terminus upto East of Kemp's Corner ...	3-30 A.M. to 10-45 A.M.	
		(f) Forjett Hill Road ...	3-30 A.M. to 10-45 A.M.	
		(g) Walkeshwar Road from Sital Baug to Teen Batti, Dongersi Road, Jamnadas M. Mehta (Harkness) Road, Manav Mandir Road & Winter Road. ...	6-45 A.M. to 7-15 P.M.	
		(h) Walkeshwar Road from Teen Batti to Raj Bhavan, Upper Banganga & Raj Bhavan ...	6-45 A.M. to 7-15 P.M.	
		(i) Lower Banganga Tank side ...	6-45 A.M. to 7-15 P.M.	
		(j) B. G. Kher Marg (Ridge Road) ...	6-45 A.M. to 7-15 P.M.	
		(k) Mount Pleasant Road, L. D. Ruparel Marg (Napean Road) and Little Gibbs Road ...	6-45 A.M. to 7-15 P.M.	
		(l) Powai Road ...	6-45 A.M. to 7-15 P.M.	
		(m) Altamount Road		
			(i) South Zone ...	3-00 P.M. to 7-30 P.M.
			(ii) Middle Zone ...	7-30 P.M. to 9-45 P.M.
	(iii) North Zone ...	9-45 P.M. to 0-15 A.M.		
		Boost from 0-15 to 3-00 A.M. to Carmical Road.		
	(n) Dr. Gopalrao Deshmukh Marg (Peddar Road) and August Kranti Marg (Gowalia Tank Rd.), West of Kemp's Corner and part of Sitaram Patkar Marg (Hughes Road) ...	6-30 P.M. to 7-30 P.M. (Low Pr.) 7-30 P.M. to 1-05 A.M. (High Pr.)		
	(o) Laxmibai Jagmohandas Marg (Napean Sea Road), Narayan Dabholkar Road and Dr. Bhagwandas Indrajit Road. ...	7-15 P.M. to 1-35 A.M.		
	(p) Bhulabhai Desai Road ...	7-15 P.M. to 2-05 A.M.		
	(q) Carmichael Road (with boost from 12 th Raghaji Outlet from 0-15 A.M. to 3-08 A.M. ...	6-25 P.M. to 3-00 A.M. (with effect from 16-4-74)		
	(r) Siri Road, Babulnath Road areas Lower Walkeshwar from Sital Baug, Babulnath Road, Dadiseth Road. ...	5-30 A.M. to 8-20 A.M.		
5	E	(a) Kamatipura, Byculla (West), Nagpada, Sardar Balwantsingh Dhondi Marg, (Nesbit Road), St. Mary Road, N. M. Joshi Marg, Sane Guruji Road (Arthur Road), Dr. Anandrao Nair Road, Maulana Azad Road and Chinchpokli areas, Dr. Ambedkar Road from Veer Mata Jijabai Bhosale Udyan (Victoria Garden) to Byculla Bridge. ...	4-45 A.M. to 7-15 A.M.	
		(b) Area of Mount Road Zone bounded by Central Railway i.e. Dr. Ambedkar Road from Junction Tukaram Bhisaji Marg upto Motishaw Road ...	5-30 P.M. to 9-45 P.M.	
	On the West :	Tukaram Bhisaji Marg (Chinchpokli Rd.) from Dr. Ambedkar Rd. to Albert Rd., Albert Rd. to Ramihau Bhogle Marg. ...	5-30 P.M. to 9-45 P.M.	

APPENDIX NO. XVIII—Contd.

Serial No.	Ward	Locality	Hours of Supply
	On the East :	Rambhau Bhogle Marg including 'Nariyal wadi' and Dr. Mascarehance Road, including Chapsi Bhimji Road. ...	5-30 P.M. to 9-45 P.M.
	On the South :	Motishaw Lane from junction Hati Baug to Chamer Lane. ...	5-30 P.M. to 9-45 P.M.
	(c)	Matharpakhadi areas ...	12 Noon to 5-45 P.M.
	(d)	Belvedere Road and its cross lane and Kachhi Lohana Chawl along Shivdas Chapsi Marg. (Mazagaon Road) Love Lane Junc. Ambedkar Road. ...	12 Noon to 5-45 P.M.
	(e)	Motishaw lane and Hati Baug areas ...	12 Noon to 5-45 P.M.
	(f)	Reay Road from junction Wadi Bunder Road to Matarpakhadi Road, D'Lima Street, Dockyard Road, Gunpowder Road & Nawab Tank Road areas ...	1-00 P.M. to 2-55 P.M.
	(g)	Remaining areas of Reay Road ...	6-00 P.M. to 9-00 P.M.
6	F/S	(a) Dr. Ambedkar Road from Parel T. T. to Dattaram Lad Marg (Kalachowky Road), Lalbaug, Dr. S. S. Rao Road and Kalachowky areas ...	3-40 A.M. to 7-30 A.M.
	(b)	Naigaum, Bhoiwada and Sewree-Wadala areas. ...	7-00 A.M. to 10-20 A.M.
	(c)	Golanji Hill, Parel Back Road and Parel Village areas including 2nd October Colony and Ambedkar Nagar (Golanji Hill Reservoir Pump Supply). ...	4-10 P.M. to 7-00 P.M.
	(d)	G. D. Ambedkar Marg (Parel Tank Road) from Bhagwantrao Parelkar Marg (Parel Village Road) to Ambewadi ...	8-05 P.M. to 10-30 P.M.
	(e)	Tokarsi Jivraj Road, Sewree Cross Road, Sewri Koliwada areas and Fosbury Road from Haji Bunder Road to I. C. I. Laboratory building including Messrs. Hindustan Lever Ltd. Company. ...	4-00 P.M. to 8-35 P.M.
	(f)	Cotton Green, Signal Hill Avenue Road and Haji Bunder Road areas. (Fosbury Pump-Vaitarna supply) ...	4-40 P.M. to 8-30 P.M. H.P. & 8-30 P.M. to 10-20 P.M. (Low Pr.)
	(g)	Naigaum Bhoiwada areas. Pump supply from G.H.R. ...	
7	F/N	(a) Sion, Matunga, Wadala, Parel & Hindu Colonies ...	7-00 A.M. to 11-00 A.M.
	(b)	Antop Hill areas (Vaitarna supply) ...	7-30 A.M. to 11-30 A.M.
	(c)	Special supply for B.P.T. Wadala areas ...	11-30 A.M. to 6-30 P.M.
8	G/S	(a) Worli B. D. D. Chawls, Lower Parel, Love Grove and Prabhadevi areas ...	3-00 P.M. to 4-00 P.M. L.P. 4-00 P.M. to 7-00 P.M. H.P.
	(b)	N. M. Joshi Marg between junction Sane Guruji Road and Curry Road Bridge ...	4-10 A.M. to 7-00 A.M.
	(c)	Pochkhanawala and Abdul Gafarkhan Road and Worli Koliwada areas. ...	6-00 P.M. to 10-30 P.M.
	(d)	B. D. D. Chawls, N. M. Joshi Marg (57' East Main Supply) Masjid Gully & Central Gully, Police Gully ...	4-10 A.M. to 7-00 A.M.
	(e)	Worli Hill areas From N. M. Joshi Marg (Direct Supply at G. F., to 1st floor). ...	11-00 A.M. to 5-30 A.M. 4-10 A.M. to 7-00 A.M.
		From 57' East Boost (For suction Tank, 2nd floor, and 3rd floor for direct supply). ...	4-10 A.M. to 7-00 A.M.)
	(f)	Worli Dairy ...	24 Hours.
9	G/N	(a) Mahim, Shivjai Park and Dadar areas west of Western Railway lines (General Supply) ...	7-30 P.M. to 10-30 P.M.
	(b)	Areas between Ssyani Road and Rao Bahadur S. K. Bole Rd. (Portuguese Church Street) ...	4-00 P.M. to 6-50 P.M.
	(c)	Dharavi (West) areas (Vaitarna supply) ...	
	(i)	Jasmine Mill areas, Diamond Gas Co. & Municipal Colony areas ...	4-40 A.M. to 7-00 A.M.
	(ii)	Dharavi Main Road upto Kala Killa ...	7-00 P.M. to 8-55 P.M.
	(iii)	Dharavi Cross lane and Kumbharwada areas ...	5-25 P.M. to 7-00 P.M.
	(d)	Dharavi (East) area (Vohar supply) ...	7-00 A.M. to 9-30 A.M.
	(e)	Matunga Labour Camp areas including Central Rly. Workshop areas (Vaitarna Supply) ...	4-40 A.M. to 10-30 A.M.

Present Supply hours to 'H' Ward

Serial No.	Ward	Areas	Timings
H-Ward			
1		Bandra Road P. W. D. Colony Gandhi Nagar, M. I. G. Colony, Kala Nagar, Kher. nagar, Municipal Tenements, Kherwadi.	5.00 A.M. to 12.30 P.M.
		Kala Nagar only	12.30 P.M. to 2.30 P.M.
2		Santacruz East of Trunk main Nehru Rd., East upto Vakola P. T. Colony	5.00 A.M. to 12.00 A.M.
		Air India	5.00 A.M. to 11.30 A.M.
		Kalina Kolivery Village	10.00 P.M. to 4.00 P.M.
3		Santacruz East (Wes) of Trunk Mains) Nehru Road T. P. S. III.	4.00 A.M. to 3.45 P.M.
4		Bandra West, Khar West and Santacruz West excepting Pump Zone.	5.00 A.M. to 12.30 P.M.
		Boost from Veravali	5.00 A.M. to 10.00 A.M.
5		Pump Zones.	
		Pump Zones (Pali Hill areas Pali Hill, Khatao Estate, Perry Cross Road, Mali Mala.	12.00 Noon to 8.30 P.M.
6		Mount Mary, B. J. Road, Society Road, Bullock Rd., Kane Road.	1.00 P.M. to 8.30 P.M.
7		Direct Supply Areas covering south of hill road east of Mahboob Studios upto Bazar Road.	2.00 P.M. to 8.00 P.M.
'K' Ward			
I Gravity Supply—			
1		Vile Parle East, Nehru Road to Tejpal Junction, Azad Road, Subway, New Mahatma Gandhi Road, Dadabhai Crossing, Paranjpe Scheme, Hanuman Road, Etc.	5.00 P.M. to 1.00 A.M.
2		Vile Parle (West)	
		(a) Vile Parle (West) and J. V. D. Scheme (Juhu)	4.00 P.M. to 1.00 A.M.
	E	(b) Andheri Naka to Earla Bridge (Juhu Area)	24 Hours.
3		Andheri (East)—	
		(a) Upto Marol and Saki Naka	7.00 P.M. to 3.00 A.M.
		(b) Shankar Wadi Hari Nagar, Gundavli, Tekdi, Malpa Dongri.	11.00 A.M. to 4.00 A.M.
		(c) Marakali Caves Road, from Reservoir to Nirmal Ashram.	5.30 A.M. to 8.30 P.M.
		Andheri (West)	
		(a) Andheri Naka along J. P. Road, to 7 Banglaw	2.00 P.M. to 2.00 A.M.
		(b) From 7 Banglaw upto Versova Village	10.00 P.M. to 6.00 A.M.
5		Jogeshwari (East)—	
		(a) H. F. Society	8.00 A.M. to 2.00 P.M.
		(b) Caves Road	8.00 A.M. to 3.00 P.M.
		(c) Gumptha Road, Majas Village	10.30 A.M. to 2.00 P.M.
		(d) Squatters Colony	2.00 P.M. to 5.00 P.M.
		Jogeshwari (West)	
		(a) Andheri Naka to Jogeshwari Station (i.e. near Ishak Stables).	6.00 A.M. to 1.00 P.M.
		(b) Ishak Stables to Oshivara Bridge	10.00 P.M. to 6.00 A.M.
II Pump Supply—			
1		Vile Parle (West)	
		Juhu Pump—	
		Juhu Road, Juhu Hotel, Juhu Kiliwada	2.00 P.M. to 6.00 P.M.
2		Andheri (East)	
		Tally Gully Pump Tally Gullies, Azad Road, Gundavali Gaothan.	7.00 P.M. to 11.00 P.M.

Serial No.	Ward	Areas	Timings
3	Andheri (West)	(a) Dadabhoy Road, Pump Gilbert Hill, Gundadevi Dongri, Dadabhoy Road, 1st and 2nd	2.30 P.M. to 5.00 P.M. 6.00 A.M. to 8.30 A.M. (direct supply).
		(b) Sahakar Road	8.30 A.M. to 0.30 P.M. (Pump Supply).
		(c) Gazadar Hall Pump (18")	
		(c1) V. P. Road and Andheri	6.00 A.M. to 10.00 A.M.
		(c2) Kama Road, Gavdevi, Dongri Hill	10.00 A.M. to 2.00 P.M.
	L' Ward.	All the area as of Ward (Vihar Supply)	3.00 A.M. to 5.00 A.M. H.P. 5.00 A.M. to 12.00 Noon L.P. 12.00 Noon to 2.00 P.M. H.P.
	M' Ward.		
1		(a) Chembur town excluding Ghatla Village, Village and areas adjoining chotharam Gidwani Road and little Malbar Hill (from 30" Diamond gate outlet from Comot No. 2 (Boost though 12" c.c. with 48" inlet at central Avenue Road, Junction 11th Road).	3.00 P.M. to 9.30 P.M. 7.00 A.M. to 10.00 A.M. and 7.00 P.M. to 9.30 P.M.
		(b) Area along Sion Trombay Road West of Agarwadi upto upto Ghatla including Wadhavali Village and Devner Colony rump supply from elevated tank 7 turns direct pump supply) 36" Panjarpole Outlet.	2.00 P.M. to 6.00 P.M.
		(c) Area along Sion Trombay Road East of Agara Chilta Camp, Pylepada, Mankhurd Village, Trombay Village including Janta Colony. (Do. as and) Mode of supply	6.00 P.M. to 9.30 P.M.
		(d) Slaughter house and Deonar from 36" Panjarpole Outlet compt. No. 2.	10.00 P.M. to 11.00 A.M.
		(e) Fertilizer-24" outlet from compt. No. 2 (55 turns)	24 hours.
		(f) Refinery outlet-30" dia. compt. No. 1 (35 turns).	24 hours.
		(f-1) 9" Hutment Colony	6.00 A.M. to 11.00 A.M.
		(f-0) Deonar Housing (Municipal Colony)	10.00 P.M. to 11.00 A.M.
		(g) Ghatkopar Mahal areas the 9" x 48" C. C. near Chembur Railway Crossing.	2.30 P.M. to 7.00 P.M.
	N' Ward		
1		Ghatkopar West area between chirag Nagar and Sarvodaya Nagar Hospital including Barve Nagar, Rifle Range and Pant Nagar of Ghatkopar East (Ghatkopar Reservoir).	3.00 P.M. to 10.30 P.M.
2		Remaining Ghatkopar areas (tapping from 48" N.T. and 48" O.T.).	4.00 A.M. to 11.00 A.M.
3		Barve Nagar, Bhatwadi, (60" Chord-pump supply)	12.00 Noon to 12.00 midnight
4		Park Site Colony (Vikhroli) pump supply	1.00 P.M. to 1.00 A.M.
5		Powai Thana Road (12" tapping from 60" chord)	11.00 A.M. to 4.00 P.M.
6		Vikhroli and Ghatkopar areas north of Gange Wadi including Tagor and Kannamwar Nagar and upto Kanjur Marg. (30" Vikhroli Outlet).	4.00 P.M. to 1.00 A.M.
7		Bhandup areas— From Kanjur Marg junc. on the south upto "Hoechst Pharmaceutical Ltd." on the north. (30" Bhandup outlet).	4.00 A.M. to 12.00 Noon.
8		12" Tembipadas	2.00 P.M. to 8.00 P.M.
9		Pratap Nagar Zone	6.00 A.M. to 12.00 Noon.

Serial No.	Ward	Areas	Timing
	'P'	Ward with effect from 15-10-1973.	
	I	Tulsi Zone :	
1		Goregaon East—	
		(a) High level of Jay Prakash Nagar, Area Road from Highway to Vishwaeshwar Nagar, Pandurang Wadi etc.	3.30 A.M. to 8.30 A.M.
		(b) Walbhat Road.	
		I.—B Patel Road, Sonawala Road etc.	... 8.30 A.M. to 12.00 Noon.
		(c) Kurar Village (Malad)	... 12.00 Noon to 3.00 P.M.
		(d) Dhanji Wadi, Khot Kuva Road upto Kadarmal Road (Malad East).	3.00 P.M. to 6.00 P.M.
		(e) Haji Bapu Road, Nevetia Road Chaz Bazar (Goregaon East).	6.00 P.M. to 12.00 Mid Night.
		(f) Aarey Colony (High elevated)	... 12.00 M.N. to 3.30 A.M.
		(g) Remaining Colony for	... 24 hours.
		(h) Quarry Road	... 11.00 A.M. to 3.00 P.M.
		I.—Tunner Supply (36" Kilachand Arm) :—	
1		Goregaon (West)—	
		(a) Area between Road No. 12 Jawahar Nagar and Bajaj Tempo including Jawahar Nagar Aarey Road and Mahatma Gandhi Road.	3.00 A.M. to 10.00 A.M.
		(b) Area between Road No. 12 Jawahar Nagar and Oshivara, Motilal Nagar, Sidharth Nagar and Shastry Nagar.	1.00 A.M. to 8.00 A.M.
2		Malad (East)—	
		(a) Malvani Colony, Malvan Village, and areas upto Hamla	... 5.00 A.M. to 7.00 A.M. ... 10.00 A.M. to 1.00 P.M.
		(b) Marve Road area in between Khandejwal and upto of Marve Road and S. V. Road Inuc. including Orlam Village.	5.00 A.M. to 7.00 A.M. 10.00 A.M. to 3.00 P.M.
		(c) Madh, Erangal Village	... 11.00 A.M. to 3.00 P.M.
3		Malad (West)—	
		(a) Pushpa Park, Daftary Road area between Ramchandra Lane and Mathuradas Road along S. V. Road, Adarsha Society etc.	10.00 A.M. to 3.00 P.M.
		(b) Area between Ramchandra Lane and Sunder Nagar, Datta Mandir Road, Manchubhai Road and Akurli Road.	3.00 P.M. to 8.00 P.M.
	'R'	Ward (36" Daulat Nagar Arm.)—	
		Borivali	... 6.00 P.M. to 10.00 P.M.
	'T'	Ward Mulund	... 8.00 P.M. to 2.00 A.M. L.P.
		(15" and 9" Bal Rajeshwan)	... 2.00 A.M. to 9.00 A.M. H.P.
		Thana Municipality—	
		(12" S. V. 1/3 open)	... 24 hours.
		Thana Industry—	
		(Throttled Connections)	... 24 hours.

APPENDIX XIX

Statement showing short supply complaints in the City (for the last 15 years.)

Months.	1959-60	1960-61	1961-62	1962-63	1963-64	1964-65	1965-66	1966-67	1967-68	1968-69	1969-70	1970-71	1971-72	1972-73	1973-74
April ...	231	255	455	1,277	1,487	4,471	3772	3,196	3,515	4,034	4,315	5,208	3,223	3,623	1,808
May ...	595	300	592	1,493	1,683	4,369	3822	3,419	3,154	3,910	3,704	4,327	3,444	2,674	1,518
June ...	596	253	786	1,549	1,602	4,879	3241	3,622	3,503	5,003	4,084	4,307	3,310	2,422	1,161
July ...	436	234	620	1,433	1,335	4,338	3155	3,660	2,885	4,182	3,292	3,496	2,381	2,338	1,456
August ...	305	409	452	1,295	1,130	3,750	3024	3,271	3,437	3,326	3,400	2,500	2,510	1,831	1,098
Sept. ...	308	448	663	1,199	1,194	3,665	3076	3,138	3,197	3,638	3,473	3,626	2,247	2,690	1,231
Oct. ...	275	505	831	1,616	1,351	4,064	3143	3,342	3,316	3,348	3,650	3,581	2,287	2,680	1,170
Nov. ...	271	508	899	1,376	1,342	3,850	3492	3,283	3,253	3,823	3,529	6,651	2,470	2,559	1,733
Dec. ...	345	617	865	1,282	1,471	3,915	3434	3,308	2,913	3,183	3,691	2,925	2,401	2,944	1,447
Jan. 72 ...	243	634	665	1,463	1,700	3,933	3103	2,946	3,300	3,079	3,365	2,893	2,618	2,356	1,449
Feb. ...	108	670	816	1,722	1,369	3,574	3245	2,527	2,768	2,967	3,635	2,824	2,600	2,304	1,335
March ...	239	531	1,013	1,576	1,309	4,127	4008	2,964	3,525	4,380	3,626	3,365	3,303	2,684	1,389
Total ...	4,053	5,369	8,657	17,281	16,973	48,986	40,458	38,676	38,266	44,873	44,658	45,662	32,794	31,205	16,279

APPENDIX XIX-A

Short Supply Complaints in Suburbs & Extended Suburbs.

Month	1971-72		1972-73		1973-74	
	Suburbs	Extended Suburbs.	Suburbs	Extended Suburbs.	Suburbs	Extended Suburbs.
April ...	1,173	275	1,293	258	1,360	99
May ...	917	248	1,104	241	1,137	92
June ...	1,094	123	1,232	254	844	76
July ...	893	281	1,107	317	762	123
August ...	695	137	654	119	849	116
September ...	1,077	198	844	188	851	94
October ...	1,047	328	964	218	736	96
November ...	927	231	878	219	754	81
December ...	1,112	323	1,024	251	663	56
January ...	1,605	193	979	277	629	60
February ...	812	167	946	234	625	38
March ...	1,219	312	1,035	265	739	77
TOTAL ...	11,981	2,816	12,060	2,941	9,949	1,093

APPENDIX XX

Statement showing details of meters in City, Suburbs and Extended Suburbs.

Social Ward No.	Ownership of meter	Total Number of meters on connection as on 1-4-1973	Number of meters exchanged during the year	Number of meters fixed on new connections during the year	Number of meters removed from existing connection during the year	Number of new properties metered during the year	Number of unmetered properties metered during the year	Total Number of meters on connections as on 31-3-1974
1	A Municipal	2,282	2,098	55	140	12	...	2,333
	Private	740	259	38	50	5	...	756
2	B Municipal	699	415	40	49	721
	Private	234	73	22	4	223
3	C Municipal	1,223	567	24	17	1,227
	Private	293	83	3	5	294
4	D Municipal	3,815	2,175	201	62	25	1	3,954
	Private	1,029	643	15	94	950
5	E Municipal	1,789	1,413	38	40	6	...	1,782
	Private	736	...	8	38	676
6	F/S Municipal	1,285	1,001	36	1,247
	Private	368	...	17	129	333
7	F/N Municipal	1,588	1,324	36	1	1	9	1,624
	Private	1,063	555	21	...	2	...	1,089
8	G/S Municipal	1,098	591	78	103	10	...	1,171
	Private	496	2	168	194	458
9	G/N Municipal	1,818	651	58	...	6	...	1,858
	Private	1,085	539	32	...	5	...	1,072
Total for City		Municipal 15,598	10,229	566	412	59	10	15,917
	Private	6,049	2,154	324	479	12	...	5,845
	Total	21,647	12,383	890	891	71	10	21,762
10	H Municipal	5,065	1,545	32	5	5,092
	Private	6,637	1,329	166	20	6,783
11	K Municipal	4,613	...	633	65	5,181
	Private	5,396	...	124	250	5,270
12	L Municipal	2,750	1,755	50	28	2,919
	Private	1,548	803	28	11	1,450
13	M Municipal	2,032	891	83	13	70	...	3,179
	Private	1,827	349	46	12	50	...	1,784
14	N Municipal	1,658	1,158	209	5	66	71	1,862
	Private	2,085	726	54	...	5	...	2,139
Total for Suburbs.		Municipal 16,118	5,349	1,007	116	136	71	17,239
	Private	17,493	3,206	418	293	75	...	17,426
	Total	33,613	8,555	1,425	409	212	71	34,659
15	P Municipal	2,815	893	462	3,292
	Private	2,358	448	151	2,114
16	R Municipal	2,288	502	101	2,559
	Private	1,859	333	65	1,703
17	T Municipal	1,057	176	635	1,233
	Private	2,643	92	...	497	2,735
Total for Ext. Suburbs.		Municipal 6,160	1,571	1,198	7,084
	Private	6,860	873	216	497	6,552
	Total	13,020	2,444	1,414	497	13,636
Grand Total		68,280	23,382	3,729	1,797	282	81	70,057

APPENDIX XXI

Details of the Works carried out by construction Division in City Suburbs and Extended Suburbs.

Size of pipes	CITY		SUBURBS		EXTENDED SUBURBS		TOTAL	
	Metres	Feet	Metres	Feet	Metres	Feet	Metres	Feet
80 mm. (3")	581	1,906	812	2,665	52	171	1,445	4,742
100 mm. (4")	469	1,539	799	2,621	972	3,189	2,240	7,349
150 mm. (6")	11,734	38,508	13,839	45,405	13,297	43,625	38,870	1,27,538
250 mm. (9")	6,494	21,306	4,694	15,400	2,109	6,920	13,297	43,626
300 mm. (12")	4,152	13,622	1,497	4,911	2,204	7,231	7,853	25,764
400 mm. (15")	28	92	28	92
450 mm. (18")	693	2,273	160	525	24	79	877	2,877
600 mm. (24")	2,501	8,205	27	89	2,528	8,294
750 mm. (30")	136	446	136	446
800 mm. (32")	110	361	110	361
900 mm. (36")	201	659	201	659
Total	27,071	88,825	21,829	71,619	18,685	61,304	67,565	2,21,748

City 27.07 Km. (17 Miles)

Subs. 21.83 Km. (14 Miles)

Ext. Subs. 18.68 Km. (12 Miles)

	CITY	SUBURBS	EXTENDED SUBURBS
	Rs.	Rs.	Rs.
Cost of Scheduled works carried out (Departmentally and by contract)	82,31,733	8,59,613	11,91,003
Cost of non-scheduled works carried out	14,91,544	7,46,653	5,24,258
Total cost of the works carried out	97,23,277	16,06,276	17,15,261

APPENDIX XXII

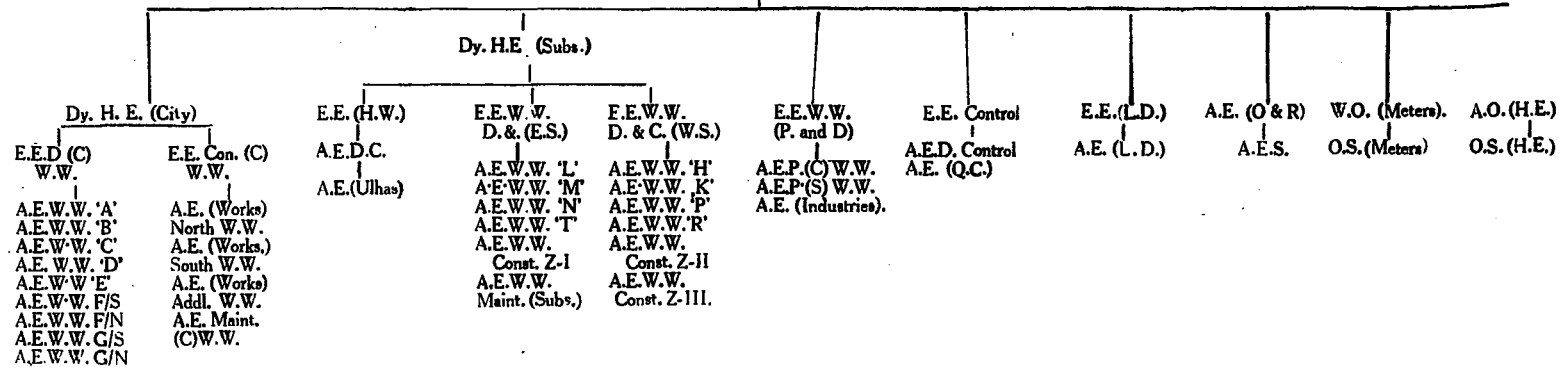
Details of stand pipes in City, Suburbs and Extended Suburbs.

Serial No.	WARD	No. of existing stand pipes on 1-4-1972.	No. of new stand pipes given during the year.	No. of stand pipes cut off during the year.	Total No. of Stand pipes as on 1-4-1973.
1	A	4	1	1	4
2	B
3	C
4	D	5	5
5	E
6	F/S	62	22	12	72
7	F/N	139	29	...	168
8	G/S	66	9	2	73
9	G/N	191	8	8	191
CITY TOTAL		467	69	23	513
10	H	697	97	...	794
11	K	969	195	...	1,164
12	L	387	13	4	485
13	M	204	41	3	242
14	N	608	121	5	724
SUBURBS TOTAL		2,865	367	12	3,409
15	F	199	84	...	283
16	R	46	67
17	T	545	169	2	712
EXTD. SUBS. TOTAL		790	253	2	1,062

APPENDIX XXIII

ORGANISATION CHART OF HYDRAULIC ENGINEER'S DEPARTMENT

HYDRAULIC ENGINEER



BOMBAY FIRE BRIGADE

Summary of the Administration Report for the year 1973-74

Expenditure :

The total expenditure incurred on the maintenance of the Bombay Fire Brigade amounted to Rs. 58,05,240 approx. as against Rs. 56,62,806 for the previous year.

Results :

The Brigade attended :—

1) Fire Calls	1922
2) House collapse calls	327
3) Rescue Service calls	378
4) Other Service Calls	485
5) False Calls	596
Total Calls						3708

The Brigade attended to Ambulance Calls as given below :—

1) Accidents	1205
2) Maternity	386
3) Hire	4586
4) Free Poor Cases	3

The Brigade Officers inspected 6110 premises and gave Fire Precautionary measures.

Deficiencies :

Great deficiency is felt at present as the number of Fire Stations to give Protection to Subs. and Extended Subs. is not adequate.

Suggestions :

The Government of Maharashtra offered 10 Fire Units, 7 Fire Units free of cost and others at concessional rates. Temporary Fire Stations for the Subs. are being opened with the help of these fire Units. Permanent Fire Stations will have to be constructed on priority basis in the Suburbs.

During the year under report Shri A. S. Kulkarni was in-charge of the department.

Fire Stations :

The total No. of Fire Stations was 11 in City and 4 in Suburbs.

Fire Appliances and Equipments :

1) Motor turn Table Ladder :—						
(a) of 100 feet extension with pump	2 Nos.
(b) of 125 feet extension with pump	2 Nos.
2) Motor Pumps :—						
(a) With escape of 50 to 60 feet extension	45 Nos.
(b) With extension ladders of 35 feet extension
3) Fire Tender with extension ladder	4 Nos.
4) Motor Emergency Tender with Special Gears	1 No.
5) Motor Emergency Tender-cum-Fire Tender	1 No.
6) Air Crash Tender with Special Gears	1 No.
7) Truiler Pump :—						
(a) Medium Type	18 Nos.
(b) Light Type	2 Nos.
8) Water Tankers	6 Nos.
9) House Laying Lorry-cum-Canteen Van	1 No.
10) Control Post Van	1 No.
11) Motor Ambulance	11 Nos.
12) Other Vehicles	24 Nos.
13) Scooters	6 Nos.
14) Ladders of various sizes	91 Nos.
15) Breathing Sets—						
(a) Oxygen	34 Nos.
(b) Compressed Air	16 Nos.
16) Fire Hose Delivery Rubber lined in stock	1249 Nos.
17) Gas Masks of various types	70 Nos.

Out of the above appliances and equipments the following were purchased during the year 1973-74.

1) Fire Engines	3 Nos.
2) Three wheeler scooter	1 No.

Ten fire engines & 3 Jeep fire engines were received from civil Defence.

Communications :**(A) Telephones :—**

In the year 1963-64 the six Emergency lines of the Brigade were spread up as under :—

- (i) Four Emergency lines (No. 101 for fires and other Emergency Calls).
- (ii) Two Emergency lines (No. 102 for Ambulance Calls). This system continued to exist in the year under report, For better functioning the Fire Brigade Control Room is air conditioned.

(B) Wireless Communication System :—

The Brigade has 55 Radio Telephone Sets (5 static sets, 38 Mobile Sets and 10 Walkie-Talkie Sets actually in use and 2 spare Walkie Talkie Sets during the year under report.

(C) Fire Alarm :—

The total number of Fire Alarm was 212 including 23 private ones.

Calls :

The Brigade responded to total No. of calls as shown below with comparative figures of the previous year

	1973-74	1972-73	Difference
Total Calls	3,708	4,055	347 Decrease
Actual Fires	1,922	2,261	339 "
Actual House Collapse	327	327	"
Rescue Service	378	415	37 Decrease
Other Service	485	446	39 Increase
False Calls :—			
Defective Calls due to defects in Fire Alarm System	139	155	16 Decrease
Good Intent Calls	77	84	7 "
Malicious Calls	347	367	20 "

Outside City Limit Calls :—

There were 2 such calls during the year.

Serious Fires :—

There were 26 serious fires during the year (vide Appendix I)

House Collapse :—

This Brigade attended calls to 327 fall on buildings as against 327 in the previous year. 11 persons lost their lives and 122 were injured.

The figures of last 4 years are as given below :—

	1969-70	1970-71	1971-72	1972-73	1973-74
House Collapse	206	371	419	327	327
Deaths	23	29	59	21	11
Injuries	124	169	238	179	129

Some serious House Collapses are mentioned in Appendix VI.

Other Services :—

There were 485 calls of other Services which included leakage of poisonous gases and dangerous fume, spilling of acids, falling of trees, shock, due to electricity vehicle accident etc. 75 persons lost their lives in such accidents and 59 persons received injuries.

Rescue Service :—

The Brigade attended 378 calls of various types of Rescue Work such as persons fallen in wells, sea, etc. trapped in lift cages, draughts, marooned in flooded area etc. 182 persons died in such cases and 318 were injured. Majority of Deaths (119) were by drowning. The Brigade also rescued 99 animals and birds.

Burning Casualties :—

There were 290 casualties due to fire out of which 61 persons lost their lives (33 males and 28 women) 205 persons received burns and subsequently recovered. Out of total deaths 18 cases (11 females and 5 males) were of suicide.

Fire Loss :—

The total loss due to fire was approximately Rs. 6,50,61,603 out of this the damage to the insured property was Rs. 1,36,25,715. The total property involved was worth Rs. 1,80,61,98,987.

Water Supply :—

The approximate quantity of water used for extinguishing fires was about 10,86,12,705 litres out of which Rs. 10,72,12,907 litres were drawn from Municipal mains and rest from sea, wells, ponds etc.

Hydrants :—

The number of hydrants for City and Suburbs was 10,971.

Fire Prevention :—

During the year under report 6,230 cases were received as against 7,049 in the previous year. Out of these 6,110 cases were disposed of. The cases received included 4,489 cases from Municipal Department like Licence, Factory and Health. 834 cases for No Objection Certificates for building, 352 cases for No Objection Certificate for public entertainments. 127 cases for No Objection Certificates required by Commissioner of Police, Inspector of Explosives and Controller of Drugs, 390 cases of complaints and 38 Miscellaneous cases including reminders.

OTHER ACTIVITIES**(1) Celebration of Fire Service Week :—**

The Bombay Fire Brigade in co-ordination with other Fire Services of the City celebrated the Fire Service week from 8th April 1973 to 14th April 1973.

A number of fire fighting demonstrations were arranged during the above week to educate public in fire fighting. The Officers of Bombay Fire Brigade in this week visited several industries of the City and delivered lectures on Fire Fighting. This Brigade joined hands with other organisations to raise funds for welfare service personnel by selling flags to the public on 14th April 1973. The most remarkable function of the week was the Prayer Meeting at Fire Brigade Headquarters to pay homage to the gallant Fire Officers and men who laid down their lives while fighting fires in the disastrous Dock Explosions of 1944. Shri Sudhir Joshi, the then Mayor of Bombay have presided over the occasion.

(2) Republic Day :—

Fire Brigade Personnel participated in the ceremonial parade route march along with Defence and other services on 26th January 1974. The Fire Brigade Personnel also participated in the Maharashtra Day parade on 1st May 1973.

(3) Annual Drill Competitions :—

As usual annual fire drill competitions were held. During the year competitions were held in (i) Fire Trailer Pump Drill (ii) Extension Ladder Drill (iii) Teams in each competition from different fire stations participated. The finals were held on 22nd March 1974. Shri M. W. Desai, Municipal Commissioner presided over the occasion and distributed the prizes. The best performance Rotating Trophy was awarded to Station Officer M. G. Sirkhot.

(4) Awards and Prizes :—

The following awards, prizes and certificates were given on 22nd March 1974 at the hands of Shri M. W. Desai, Municipal Commissioner. Silver Medal and Cash Prize of Rs. 250 each to the following personnel :—

(1) Shri S. S. Amolik	...	Station Officer	} For gallantry shown in rescuing a woman at a House Collapse on Tilak Road on 18-1-1973.
(2) Shri V. G. Sawant	...	Station Officer	
(3) Shri V. V. Rao	...	Station Officer	} For gallantry shown in rescuing a woman stranded on a rock in a rough sea at Mahalaxmi Temple on 28-8-1973.
(4) Shri Sonu Rajaram Parab	...	Fireman	

Best Fireman Award of Rs. 100 to :—

Shri Bal Atmaram Chavan.

Cash Prize of Rs. 50 to Shri Ramchandra Anant Chavan for securing first place in the Driver Operators Class.

Long Service and Good Conduct Medals to :—

Ex. Driver Operator Appa Bhagwan Sarmalkar.

(5) Awards of Scholarships to children of Brigade Employees —

As in the previous year under the year under report scholarships ranging from Rs. 10 to Rs. 65 were given to school going children of the Brigade employees who passed the Annual examination with credit from Standard IV to XI. 61 applications for the scholarship were received. Out of the above 24 applications as per merits were considered for grant of scholarship. 8 applications were considered for grant of consolation prizes. The Scholarships were distributed on 7th September 1973. An amount of Rs. 800 was utilised for the purpose.

(6) Deputation of Officers :—

- (a) Shri R. R. Rao, Station Officer, who was deputed to Home Guards Organisation as a Fire Fighting Instructor with effect from 18th May 1964 continued to be on deputation during the year under report.
- (b) Shri B. G. Sawant, Divisional Officer was deputed to Air India from 4th September 1973.

(7) Fire Fighting Training to Outside Candidates :—

- (a) During the year under report practical training in fire fighting and rescue duties was imparted to the Home Guards of Greater Bombay.
- (b) Officers of Bombay Fire Brigade gave a number of lectures on fire fighting in the training school of the Security Guards of Municipal Corporation of Greater Bombay. The Officers also gave a lecture on fire fighting to the trainee officers in the Central Labour Institute.

(8) Vocational Service Awards :—

During the year the following Awards were presented :—

(A) Lions Club of Walkeshwar (Bombay)

- | | | |
|---|-----|---|
| (1) Fireman of the year (1973) No. 1 Rotating Trophy & Cash of Rs. 251. | ... | Shri S. S. Rane,
Station Officer. |
| (2) Fireman of the year (1973) No. 2 Cash of Rs. 151 | ... | Shri S. M. Desai,
Asstt. Divisional Officer. |
| (3) Fireman of the year (1973) No. 3 Cash of Rs. 101 | ... | Shri Chandrakant Pandurang
Dalvi, Fireman. |

(B) Rotary Club of Chembur :—

- | | | |
|-----------------|-----|-------------------------------------|
| Cash of Rs. 101 | ... | Shri Ganpat Sudam Alwe,
Fireman. |
|-----------------|-----|-------------------------------------|

(C) Rotary Club of Bombay —

- | | | |
|-----------------|-----|---|
| Cash of Rs. 100 | ... | Shri Atmarajn Yashwant
Salunkhe, Leading Fireman |
|-----------------|-----|---|

AMBULANCE SERVICE

Ambulance Service attended calls as given below :—

Accidents	1,205
Maternity	376
Hire	4,586
Free Poor Cases	3
							6,170

In all 2,893 persons were removed in Ambulances. First aid rendered on 56 occasions. The total receipts during the year on account of fire cases amounted to Rs. 28,920 including arrears as against Rs. 1,598 in the previous year.

BRIGADE ESTABLISHMENT COST

The cost on account of Fire Brigade Department including Ambulance Service but excluding supervision charges of Provident Fund, Pension and proportion of general supervision and revenue and debit charges etc. was Rs. 32,19,480.

A. S. KULKARNI,
Chief Fire Officer.

APPENDIX No. 1

BOMBAY FIRE BRIGADE

Brief details of Serious Fires during the year 1973-74.

Date & Time	Place	Business	Ex-inguished by	Damage	Estimated Loss
(1)	(2)	(3)	(4)	(5)	(6)
					Rs.
1-4-1973 0608 hrs.	Nari Seva Sadan Road, Ghatkopar (West), off L. B. S. Marg.	Dealer in gunny bags.	Firemen with 9 engine lines of 9 Motor Pumps (including Home Guards).	Electric installation and large stock of empty gunnybags severely damaged by fire, heat, smoke and water.	1,61,500
4-4-1973 0204 hrs.	Princess Dock 'B' Shed.	Shipping Agents	Firemen with 5 Motor Pumps.	Large stock of cassis bags and plastic moulding powder in gunny bag & small stock of synthetic rubber and persulphet severely damaged by fire, heat, smoke and water with window frame and panes, electric installation and walls etc.	1,02,000
9-4-1973 1542 hrs.	Messrs. Glaxo Laboratories India Ltd. Dr. Annie Besant Road, Worli.	Tablet etc. Mfg.	Firemen with two lines from 2 motor pumps and with 3 hydrants.	Drying oven, tablet compressing and other machineries, electric installation and tablets with false ceiling, walls, doors, windows severely damaged by fire, heat, smoke and water.	1,55,000
27-4-1973 0349 hrs.	Shanti Nagar Co-operative Industrial Estate.	Factories	Firemen by 5 lines of appliances.	Different type of machinery P.V.C. tank, glass walls, furniture, electric installation doors, window glass, office record severely damaged by fire, heat, smoke and water.	4,03,200
7-5-73 2045 hrs	New India Oil Mills, Fosbery Road.	Oil Mill Office.	Firemen with 10 lines of 12 Motor Pumps & 2 Civil Defence lines.	About 900 bags of oil cacks in bags and about 10,000 empty gunny bags and about 3000 empty tins severely damaged by fire, heat, smoke and water in the Gr. floor R. C. C. Structure with A. C. Sheet roof area 40mt. X 30 mts.	5,75,000
24-5-1973 0731 hrs.	Reserve Bank of India Nariman Road, Fort.	Banking	Fireman with 10 Motor Pumps & 2 Naval Units.	Complete air conditioning units from basement to 3rd floor ducting, electric installation, furniture, false ceiling with wooden frame work, paint work of 3 cabins severely damaged by fire, heat, smoke and water.	1,12,000
27-5-1973 0546 hrs.	Larsen and Toubro, Saki Vihar Road.	Mfg. Electric Switches.	Firemen with 1 line of Trailer Pump and by cutting of current.	Entire electric installation in Research Room, 500 mts. electric cables, wiring, different type of electric meters, equipment, etc. severely damaged with paint work of research room and passage, wooden doors, windows, glass by fire, heat, smoke and water.	1,00,000
14-6-1973 2058 hrs.	Burmah Shell Refineries, Trombay.	Petrol Gas	...	Large quantity of refineries waste gas light oil and other strong oil, knock out drum and its connecting pipe lines, manholes and other above-ground parts of two underground tanks etc. severely damaged by fire, heat, a smoke and water and foam.	45,000
3-7-1973 2040 hrs.	Santacruz Air Port, Vile Parle.	Air Transport	Firemen (Air Port Fire Service) with 2 foam lines and firemen of B.F.B. with 2 Motor Pumps.	A nose wheels and tyres, steel of cargo and luggage, about 50 mail bags, cushion seats severely, 2 window pans, doors, portion of belly, electric installation, equipment, furniture severely damaged by fire, heat, smoke and water.	26,00,000
12-7-1973 0107 hrs.	19-21, Hamam Street Bombay Mutual Chamber, Fort.	Offices, Eating House, etc.	Firemen with 3 lines and 2 first aid appliances.	Large stock of eatable goods, utensils, electric wirings, wooden portion, two wooden stands, eating house, large quantity of office records, stationery, different type of automobile spare parts, fans, typewriters, etc. severely damaged by fire, heat, smoke and water.	4,03,000
3-9-1973 1902 hrs.	Standard Drums & Barrel, Caven Pada Village Road, Chembur.	Factory	Firemen by cutting of current and by 2 lines from private Co. and 3 Motor Pumps.	Entire heating chamber, 5 electric motors spray painting machine, 26 drums of paint, electric installation, diesel, fire furnace and brick wall, A.C. Sheet of the roof severely damaged by fire, heat, smoke and water.	1,60,000
2-10-1973 2138 hrs.	Din Quarry Road, Panjarpole, Near R. K. Studio, Chembur.	Transport Agent etc.	Appliance tank and open pond.	A. C. I Sheet structure, A. C. Sheet roof, timber framed work, household articles garments, benzene tanker, 40 drums of waste oil severely damaged by fire, heat, smoke and water.	90,725

APPENDIX No. I—Concl'd.

Date & Time	Place	Business	Extinguished by	Damage	Estimated Loss
(1)	(2)	(3)	(4)	(5)	(6)
					Rs.
5-10-1973 2118 hrs.	Western India Spinning & Mfg. Co. Ltd., Dattaram Lad Path, Kalachowki.	Textile Mill ...	Automatic sprinkler heads and firemen with 17 motor pumps, Civil Defence employees with 3 motor pumps.	Different type of machinery, large quantity of cotton, yarn, office records, furniture, electric installation, entire three floored bldg. structure, timber framed, wooden floored, tiled-roofed, doors, windows, packing materials severely damaged by fire, heat, smoke and water.	4,10,53,000
8-10-1973 0708 hrs.	Messrs. New Hriyana Transport Co., Vina Chambers, 4th Clive Road.	Transport Agent.	Firemen with 18 lines of 9 Motor Pumps out of which 3 lines of foam.	49 drums of each 200litres capacity of chemicals, about 300 cloth bales and wooden cases, 5 welding transformers, welding rods, spare parts, office furniture, office records, electric installation, paint work severely damaged by fire, heat, smoke and water.	1,57,000
16-10-1973 2238 hrs.	J.K. Chemicals Ltd., Antop Hill near Post Office, Sk. Mistri Dargah.	...	Firemen with 2 engine lines of 2 Motor Pumps.	Wooden doors, windows, paint work, packing material, papers, files, about 400 drums severely damaged by fire, heat, smoke and water.	1,60,000
23-10-1973 2337 hrs.	Dhanraj Industrial Estate, Sitaram Jadhav Marg, Parel.	Bldg. Hard Workers Mfg.	Firemen with engine line of 2 Motor Pumps.	Large quantity of door locks, hinges, straps, wooden boxes, record, office furniture, fan, air conditioning machine, grinder and typing machine and different type of machineries, windows, doors severely damaged by fire, heat, smoke and water.	1,00,000
19-11-1973 1636 hrs.	Gandhi Nagar Zopad patti, Dr. E. Moses Road.	Residential ...	Firemen with 3 Motor Pumps and Cronston Greaves Co. employees with 1 hydrant.	169 huts, large quantity of food grains household articles, ornaments, cloths, transistors, sewing machine etc. severely damaged by fire, heat, smoke and water.	- 63,945
22-11-1973 0630 hrs.	Alice Bldg., Dr. D. N. Road Fort.	Offices & Restaurant and Shops.	Firemen with 15 Motor Pumps.	Entire Bldg., electric installation, shops, offices, office records, furniture, hotel established firms, severely damaged by fire, heat, smoke and water.	28,00,000
18-12-1973 0516 hrs.	Sewree Rly. Station	...	Firemen with 2 engine lines of 2 Motor Pumps.	Cushion seats, electric installation, electric wiring, electric fans, decoration materials, steel pipes, complete compartment (721767), paint work etc. severely damaged by fire, heat, smoke and water.	35,00,000
18-12-1973 1130 hrs.	Bombay Central Rly. Car Shed.	...	Firemen with engine line of one motor pump.	Cushion seats, electric installation, electric wiring, fans, decoration material steel pipe, paint work, compartment etc. severely damaged by fire, heat, smoke and water.	8,50,000
27-12-1973 0719 hrs.	97-J. Club Stable, Morland Road.	...	Firemen with 5 engine lines of 8 Motor Pumps.	Large stock of hay bales, steel boxes, machineries, wooden lofts, soap solution, cupboard, power looms, cloths, ready made garments, electric installation, C. I. Sheet shed, tiled roofed severely damaged by fire, heat, smoke and water.	2,00,500
31-1-1974 0539 hrs.	Hind Saurashtra Estate Andheri Kurla Road, A-203, Vastra Kala Udyog.	Mfg. bed sheets	Firemen with one line.	Doors, windows, electric installation, wooden cabin, paint work of whole gala, large stock of raw materials, cotton pieces, semi finished goods, electric iron, iron press, stitching machines, furnitures, severely damaged by fire, heat, smoke and water.	1,05,000
2-2-1974 1630 hrs.	Raghuvanshi Mills Co. Ltd., 11/12, Senapati Bapat Marg.	Cloth Mfg. ...	Firemen with 4 lines from mills hydrants.	About 3000 Kgs. of polyester fibres, large quantity of cotton in boxes and bales, A. C. sheets electric installation, auto mixture, opener machines, windows, doors, severely damaged by fire, heat, smoke and water.	1,77,000
27-3-1974	T. K. Industrial Estate, Acharya Donda Marg, Sewree, Bombay.	...	Firemen with 8 engine lines of 5 Motor Pumps.	Rolling shutters, windows, glasses, paint work of the walls, electric installation, wooden partition, processing ceramic goods, paint, turpentine, packing material, air conditioners, furnitures, type-writers, weighing machine etc. severely damaged by fire, heat, smoke and water.	6,80,000
8-3-1974 1618 hrs.	Azad Hind Bangle, Kulupwadi, Op. Express Highway, Borivli.	Ind. Estate ...	Firemen with 5 Motor Pumps, 3 engine lines and 2 small lines appliance.	Wooden beam, doors, windows, loft, A. C. sheets, C. I. Sheet roofing, electric installations, machineries, records, furnitures, account books household articles, etc. severely damaged by fire, heat, smoke and water.	2,70,500
14-3-1974 1973 hrs.	Nand Dham Ind. Estate, Mirol Maroshi Road, Marol.	Pharmaceutical Lab.	Firemen with 2 lines of Motor Pumps.	Packing material, boxes, glass bottles, plastic bottle, steel racks, card boards electric installation, wall paint severely damaged by fire, heat, smoke and water.	62,000

Appendix No. II BOMBAY FIRE BRIGADE

Summary of calls to Fires (including false alarms) showing the number of times appliances of the Fire Brigade attended and were extinguishing fires during the year 1973-74.

Sr. No.	STATIONS.	NUMBER OF FIRE ALARMS ATTENDED.		HOW CALLED				HOW ATTENDED											HOW EXTINGUISHED.											
								STATION APPLIANCES				AIDING APPLIANCES.																		
		Municipal.	Private.	By Strangers.	By Fire Alarms.	Control Room	Total.	Motor Pump carrying Escape or Ladder	Extension	Fire Unit	Escape	Extension	Motor Turn table Ladder.	Fire Unit.	Trailer Pumps.	Motor Emergency Tender.	Control Post	Hose Lorry	Sand.	Buckets.	Chemical Extinguishers.	Hand Pumps.	First Aid Appliances.	Hydrants.	N. of Motor Pumps.	No. of Jets.	B.A Sets	Automatic Sprinkler heads actuated.	Foam Equipment.	
1	Colaba	9	2	29	24	89	142	14	126	..	55	7	8	1	..	1	..	30	12	8	..	4	1	1	7	
2	For	19	5	26	21	179	226	237	24	..	64	50	6	3	..	3	..	53	23	45	1	29	4	33	43	
3	Memoowada	28	2	40	209	333	582	07	230	11	127	33	11	11	3	70	45	4	..	24	
4	Cowalia Tank	26	1	52	102	250	404	383	3	..	262	66	45	5	3	11	1	41	18	2	1	22	1	6	6	1	
5	Byculla	21	4	40	119	176	335	313	145	..	59	29	2	13	..	12	4	4	33	19	..	14	2	9	22	
6	Worli	10	..	44	60	152	256	249	..	48	53	141	2	3	..	6	2	2	55	2	159	..	38	33	34	47	
7	Dadar	27	2	39	82	211	332	305	137	..	120	85	1	6	..	3	1	3	..	5	..	7	3	12	15	
8	Shivaji Park	14	35	91	140	..	139	1	57	10	..	1	..	1	..	23	14	..	2	4	
9	Indira Dock	15	..	3	49	80	32	48	136	..	105	23	1	26	..	1	..	3	2	4	1	15	..	35	1	
10	Mandvi	13	1	19	63	90	177	157	74	10	79	1	5	23	10	11	2	..	2	4	28	34	2	
11	Sewree	11	6	24	59	89	172	135	..	10	73	5	2	57	..	8	3	7	6	18	39	..	15	11	3	19	5	13	..	
12	Andheri	10	..	18	30	513	561	..	478	29	2	92	..	12	..	27	6	5	64	68	107	..	24	1	77	105	2	
13	Vikhroli	19	..	249	268	..	245	..	2	63	1	6	..	2	3	3	22	21	43	..	12	7	61	71	5	
14	Chembur	25	..	109	134	..	140	..	1	16	1	2	..	8	1	1	..	13	..	15	2	13	20	
15	Dharavi	6	9	46	61	..	62	..	20	21	..	2	..	1	..	5	13	8	..	8	
Total		189	23	398	868	2657	4840	348	1912	109	1079	605	8	160	3	95	24	24	413	293	476	4	233	69	317	389	5	15	11	..

Appendix No. III

Monthly summary of Fires and annual losses for the period from 1963-64 to 1973-74.

Year.	April	May	June	July	Aug.	Sept.	Oct.	Nov.	Dec.	Jan.	Feb.	March	Total	Estimated Loss.
	Rs.													
1964-65	152	146	164	121	123	78	148	188	168	151	144	149	1,732	1,18,84,025
1965-66	154	154	139	148	116	115	151	170	133	156	145	171	1,762	11,12,000
1966-67	163	133	115	136	91	114	143	200	180	171	135	169	1,754	95,76,772
1967-68	156	151	204	150	117	124	181	228	147	185	149	194	1,935	1,59,72,216
1968-69	130	166	180	133	124	131	229	190	153	156	191	127	2,010	1,03,71,560
1969-70	123	174	153	143	101	140	140	168	181	145	123	156	1,747	2,00,85,438
1970-71	122	150	210	148	116	143	227	242	215	163	168	220	2,124	5,39,96,893
1971-72	170	229	212	141	130	157	177	193	197	174	169	165	2,114	2,45,47,953
1972-73	160	160	238	159	187	160	213	276	155	175	163	185	2,261	7,29,06,469
1973-74	148	148	155	159	141	151	184	108	188	158	151	169	1,923	4,12,25,816

APPENDIX No. IV
BOMBAY FIRE BRIGADE

Types of Rescue	In Fires	In accidents.	Total
(1) Number of persons rescued alive with burns and/or injuries and subsequently recovered	116	390	506
(2) Number of persons rescued alive with burns and/or injuries but subsequently died	64	133	197
(3) Number of human lives lost before arrival of the Brigade ...	16	50	66
(4) Number of casualties amongst Fire Service Personnel ...	16	...	16
(5) Number of animal lives rescued	78	78

APPENDIX No. V
BOMBAY FIRE BRIGADE

Fire Risk Covered :

1 Textile, Woollen, Silk and artificial Silk (Rayon etc. Mills)	207
2 Ginning Mills
3 Cotton Presses	11
4 Oil Mills	31
5 Petrol and Oil Storages and refineries	186
6 Match factories, fireworks and explosives manufacturers	3
7 Explosives stores	21
8 Processes involving dangerous petroleum products	11
9 Cinematograph films, Celluloid Plastics and Bakelite Works	284
10 Timber and wood working paper manufacture	319
11 Chemical Works	222
12 Gas and Electricity Undertaking	21
13 Docks, Railways, Air-Port installations	29
14 Warehouses, Goods Yards, Goods Sheds	331
15 Manufacture of Rubber Goods	239
16 Manufacture of other goods	847

Water Facilities :

17 Hydrants and approximate capacity	37,657
18 Water ponds	48
19 Refilling Places	40
20 Wells, Rivers and Canals	972
21 Other facilities like static tanks, storage tanks, etc.	171

AND
Sea Water
around the
island of
Bombay.

APPENDIX No.--VI.

BOMBAY FIRE BRIGADE

Brief details of serious House Collapses during the year 1973-74

Date and Time	Place	CASUALTIES		Details
		Death	Injury	
16-5-1973 2124 hrs.	256-258 Nagdevi Street.	4	1	Rear wall of a five floored building had collapsed over living room and sanitary block of each floor on West wing had collapsed in which 5 persons were buried under the debris.
28-6-1973 1317 hrs.	Soviet Culture Building 31A, Dr. Gopalrao Deshmukh Marg, Cumbala Hill.	---	26	A large portion of the 1st floor slab of the building under construction had collapsed and number of workers trapped and injured. They were removed to hospital in Fire Brigade Ambulance for treatment.
2-8-1973 2119 hrs.	Kauli Compound Chawl No. 4, 82-B, N. B. Joshi Marg, Bombay	1	4	2 floored, brick walled, timber framed structure was being repaired. Newly repaired flooring of a living room on first floor had given way and some persons were trapped under debris.
9-8-1973 1149 hrs.	Ganjawala Chawl, Karpeshwar Marg, off Sitaram Podar Marg.	1	3	Entire front wall and balcony of a four floored building had collapsed. The premises were in dilapidated condition and repairing work was undertaken by Building and Repairing Board.

SPECIAL SERVICE CALLS

31-5-1974 2252 hrs.	Chincholi, Malad.	16	80	Train had collided against a stationery local train from behind remaining the last bogie of the stationery train into the next one. Accident was very serious nature and number of persons were reported injured.
4-6-1973 1333 hrs.	Vikhroli Railway Station.		37	Local train No. T63 Dn. V, T. to Thana had collided from rear against another local train No. T61 Dn. V. T. to Thana, standing at Platform No. 1 on Vikhroli Railway Station. Large number of persons were injured.

MUNICIPAL GARDEN

ADMINISTRATION REPORT OF THE GARDEN DEPARTMENT

1973-74

The Garden Department has maintained 316 sites consisting of 198 gardens, 64 play grounds/open spaces of various sizes, 23 gardens attached to the Municipal Buildings and 31 traffic island gardens. Besides 15 fountains 8 band stands 4 box hedges and 8 statues in the City, Suburbs and Extended Suburbs are maintained by the Garden Department during the year under report.

Veer mata Jijabai Bhosle Udyan continued to remain an attraction to the visitors. The different kinds of flowers, extensive lawns and shady trees provide a feast of colours to the eyes and relaxation of the mind. Two hillocks were created and planted with lawn grass to break the flatness of the area. The statues lying at the back of the Museum were kept at strategic places in the garden and those in broken condition were arranged behind the Museum.

Botanical specimen were supplied to the Colleges and institutions free of charge and facilities were given to the batches of students from various colleges, schools and institutions for study in the garden.

Five thousand four hundred eighty three plants were distributed free of cost to cooperative housing societies, public trusts, school colleges and public institutions for planting in their premises as a part of our "grow more tree" Campaign.

Zoo

The most important event of the year under review at the Zoo was the construction of the modern Snake Park which will attract the tourists and general public to Bombay. Our Zoo is the 1st Zoo in India to have such a Park. This is the 2nd Park in India the first being at Madras which is a private one. In this park about 150 poisonous and non-poisonous snakes and allied reptiles are kept under natural surroundings. The Park has an area of about 112 Sq. metres and is beautifully decorated with rocks shrubs. The Park was opened by Ex-Mayor of Bombay, Shri Sudhir Joshi on 29th March 1974.

The other achievement of the Zoo was the birth of Four Asiatic Lion cubs. All the cubs are in good health and they are one of the main attractions.

About 100 nest boxes were provided as a part of our efforts to breed them in captivity.

Most of the cages and enclosures were repaired and painted. In many cages and enclosures, plants and trees were provided to offer shade and natural environment to the animals/birds. The extensive lawns in the enclosure not only add to the beauty, but also provided green food to the animals. The feed of the animals/birds was improved to make them more healthy and resistable to various susceptible diseases particularly among the Monkeys where the incidence of T. B. has been brought down to a great extent. The facilities for joy-rides on elephants, camels and pony are provided to the visitors to the garden, which are enjoyed by them to the fullest extent. Besides, a boating park is also a great attraction to the visitors.

Birds and animals were added to the Zoo by purchasing from local market according to our requirement.

Among the animals acquired were over 175 snakes and reptiles including 3 Rock Pythons. In addition to these the following birds were purchased:—

(1) Demoiselle Cranes	4
(2) Munias	20
(3) Hill Mynas	5
(4) Rose Pustors	5
(5) Starling	2
(6) Lorikeet	3
(7) Bulbuls	4
(8) Choropsis	3
(9) Red breasted Parakeets	10

Efforts were made to pari off the various wild species to breed them in the Zoo and we were successful in breeding the following animals and birds.

(1) Asiatic Lions	7
(2) European Wild Boar	2
(3) Rabbits	22
(4) Turkey Fowls	12
(5) Spotted Deer	3
(6) Sambhar	3
(7) Ibis	4
(8) Polish Powl	1
(9) India Antelope	2
(10) Bonnet Monkey	1
(11) Tibetan Goats	1
(12) Jackals	2

There were 179 animals on display in the Zoo, 563 birds, 144 laboratory animals and 173 reptiles which can be grouped as under :—

Description	For display	Laboratory Animals
(1) Mammals	179	144
(2) Birds	563	...
(3) Reptiles	173	...

Increase/Decrease During the year 1973-74

Description	Mammals	Birds	Reptiles	Laboratory Animals
(1) Born	21	17	...	361
(2) Sold	5	442
(3) Presented to the Zoo	12	4	12	130
(4) Fed to Snakes	110
(5) Died	30	190	65	2

Open Air Theatre

The open air theatre was hired out to the public on reasonable rent on 101 occasions during the year under report for dramas, social gatherings and Tamashas etc., and it is becoming popular day by day.

S. K. Patil Udyan

This Garden is maintained very well and was used fully throughout the year by the residents from Girgaum and Kalbadevi area. Facilities were provided to the students for studying in the garden by allowing them to stay in the garden till 11.00 p.m. during their examination days.

Jawaharlal Nehru Udyan

Landscape garden and fountain with water fall are the main attractive features of Jawaharlal Nehru Udyan and it is gaining popularity day by day.

Lions Municipal Park at Juhu, Kurla and Ghatkopar

The Lions Park at Juhu, Kurla and Ghatkopar are the main attractions on western suburbs and eastern suburbs and have been provided with modern type of play apparatus.

Rotary Municipal Garden

Rotary Municipal Children Park at Kar-Din is beautifully laid out with lawns, trees and flower beds

Rock Garden behind Hanging Garden

A garden known as "Rock Garden" is very popular with the residents of Nepeansea Road area locality and very well used by them in the evening.

Hanging Gardens

Sir Pheroze Shah Mehta Garden, Kamala Nehru Park are beautifully laid out and are the major attraction for the local as well as foreign visitors.

New fountains have been provided at Vir Kotwal Garden at Tilak Bridge and the whole garden was renovated by planting, lawns, shrubs and trees. A fountain was also provided at Lala Tulsiram Park, Mulund.

Central Hedges are being maintained at the following places :—

- (1) Netaji Subash Road.
- (2) Hornby Vallard.
- (3) Andheri-Bridge.

The ornamental railings, modern play-apparata, lights, mosaic seats, pathways were provided in many gardens and playgrounds in the city, suburbs and extended suburbs.

Conducted Games

The Basket Ball, Volley Ball and football tournaments were conducted by Nagpada Neighbourhood House and Y. M. C. A. at the following Municipal Playgrounds :—

- (1) Mustan Talao Playground.
- (2) Ryolds Road Playground.
- (3) Wellington Memorial Playground.
- (4) 2nd Parkhan Street Municipal Playground.

Maharashtra State Women's Council were given all the facilities to conduct directed games in our gardens and play grounds for the benefit of local children.

Municipal Playgrounds and open spaces were also given to many schools and other institutions for physical training, annual sports and tournaments.

The Garden Department also arranged a flower show at Sir P. M. Garden on 9th and 10th March 1974. The flower show was the first of its kind arranged by the Municipal Corporation of Greater Bombay. Various kinds of plants and flowers were displayed in the flower show which was visited by over 11,500 people.

J. C. GARKHEL,
B.Sc., (Hor.), Agri.
Superintendent of Gardens.

VICTORIA AND ALBERT MUSEUM

(Dr. BHAU DAJI LAD MUSEUM)

The Museum Committee was constituted for the formation of Victoria Museum at the suggestion of Hon. Shri Lumsden in 1855. The building was constructed subsequently and the Museum was renamed as Victoria and Albert Museum. It was declared open to the public on 2nd May 1872. On 1st October 1885 it was handed over to the Bombay Municipality (now Municipal Corporation of Greater Bombay). The exhibits are classified in different sections such as Agriculture & Village life, Armoury, Cottage Industries, Ethnology, Fine-Arts, Fossils, Indian Coins, Minerals, Miscellaneous Collection, Old-Engraving Collection, Pre-History & Geology, and Religion and Mythology. Coin-cabinet contains Ancient Indian Coins. The reference Library attached to the Museum contains books on Art, Archaeology, Old-Bombay, History, etc. 18 Volumes containing specimens of Indian Textile are also made available for reference/perusal on request.

The Museum remains closed on Mondays and eight important public holidays.

Museum Hours.—From 8.30 a.m. to 5.20 p.m. on Sundays and from 10.30 a.m. to 5.20 p.m. on other working days.

Admission fee charged is five paise per visitor above 12 years of age on all the working days except Thursdays when the admission is free to all.

With a view to have proper maintenance four groups were formed of the Show-cases and one of the groups of 49 show-cases was polished.

The scheme of giving soil-treatment against white ants was introduced from 17th July 1973 after providing G. I. Pipes of 2½" length at 52 places as advised by I. O.

Five items were supplied by the Government of India as War Trophies of Indian Armed Forces.

Purchased 4 books for the reference library.

The work of improving display of the show-cases was continued during the year.

Introduced rule to grant admission free to the members of the Indian Armed Forces on request according to S. C. R. No. 2309 of 9th November 1973.

The details as regards the number of visitors, sale proceeds of Admission Tickets etc., are given below :—

Particulars	1972-73	1973-74
Total number of days when the Museum was kept open.	... 296	303
Total number of visitors	... 8,50,040	8,17,179
Sale proceeds of Admission Tickets	... Rs. 22,708.00	Rs. 21,615.65
Sale proceeds of Museum Guides and Minor receipts	... Rs. 2.62	Rs. 17.75
Fees for taking Photographs of the Exhibits	... Rs. 60.00	Rs. 75.00
Sale proceeds of Scrap.	... Rs. 27.00	Rs. 106.70
Total Expenditure	... Rs. 74,311.00	Rs. 88,912.00

V. N. BARVE,
Curator i/c
V. & A. Museum.

MUNICIPAL FREE READING ROOMS & LIBRARIES

There were 26 Municipal Free Reading Rooms and Libraries, including one circulating library, at the beginning of the year. *One more Free Reading Room and Library was opened at Worli Village on 1-11-1973. Out of the 27 Free Reading Rooms and Libraries 21 were under the management of the Mumbai Marathi Granth-sangrahalaya as per the terms and conditions of the agreement executed on 11-8-1971 according to the S. C. R. No. 2271 of 2-1-1971 and C. R. No. 2256 of 18-3-1971. †The Library at Lower Parel (under management of the Sangrahalaya was closed during the year as the building is to be newly constructed). The Sobani Municipal Free Reading Room and Library was temporarily closed for two months from 5-3-1974 as the repairs work was taken in hand by the Repairs Board.

The details of the Free Reading Rooms and Libraries

Managed by	Under Div. I	Under Div. II	Under Div. III	Total
Mumbai Marathi Grantha Sangrahalaya ...	†17	2	2	21
Chief Librarian ...	5	1	...	6
Total ...	22	3	2	27

The Free Reading Rooms and Libraries under the Chief Librarian remain open from 7-30 a.m. to 11-00 a.m. and from 4-00 p.m. to 7-30 p.m. on working days, and kept closed to the public on Mondays and eight Public Holidays. Books are issued for home-reading against the deposit as per the rules in force.

The information as regards the books purchased, number of visitors, income, expenditure etc. is given below :—

Particulars	Div. I		Div. II		Div. III	
	1972-73	1973-74	1972-73	1973-74	1972-73	1973-74
Book purchased ...	219	349	162	153
Cost of Books ...Rs.	1,602	Rs. 2,464	Rs. 995	Rs. 1,184
No. of Visitors ...	79626	79195	14836	14801
Income ...Rs.	10,931	Rs. 12,235	Rs. 1,614	Rs. 1,955	Rs. 1,440	Rs. 1,440
Expenditure excluding grant paid to the M. M. Grantha-Sangrahalaya ...Rs.	72,297	Rs. 84,021	Rs. 9,894	Rs. 12,943	Rs. 3,168	Rs. 3,830
Grant paid to the M. M. Grantha-Sangrahalaya ...Rs.	1,37,000	Rs. 1,49,375	Rs. 24,000	Rs. 18,000	Rs. 24,000	Rs. 18,000

* Handed over to Mumbai Marathi Grantha-Sangrahalaya for management as per S. C. R. No. 3723 of 20-2-1974 and C. R. No. 867 of 28-11-1974

V. N. BARVE,
Chief Librarian i/c.
Municipal Free Reading Rooms & Libraries.

CENTRAL STORES

Summary of Administration Report of the Central Stores for the year 1973-74:

For the maintenance of the Central Stores, the total expenditure of about Rs. 7,50,599.00 was incurred and an amount of Rs. 2,48,805.65 was realised by way of sale of tender forms, 'rentals', legal charges, forfeiture of tender deposits, etc., during the year under report.

Stores valued at about Rs. 4,12,86,154.83 were purchased, in addition to the opening balance of stores valued at about Rs. 1,08,14,351.32. The total value of stores issued was about Rs. 3,83,85,292.79 during the year under report. At the close of the year, there is a balance stock valued at about Rs. 1,37,15,213.36. About 458 tenders and quotations were invited, about 406 contracts were awarded, about 1872 supply orders were placed, about 28,848 indents from various departments were complied with and 3,833 Sales memos were preferred for materials supplied to Municipal Contractors against department's authorisation. Scrap and obsolete articles amounting to Rs. 9,692.00 were also disposed of by sale during the year under report.

K. S. PESINA,
Controller of Stores.

CENTRAL STORES

A broad outline of work handled by each of the six Purchase Officers during the year under report is given below :—

Serial No.	Work handled	Purchase Section						Total
		1	2	3	4	5	6	
1	Tenders invited	61	44	66	32	81	38	322
2	Quotations invited	45	37	23	10	7	14	136
3	Contracts awarded	96	57	93	36	65	59	406
4	Purchase orders placed	613	190	673	114	...	282	1872

The average inventory level and the average stock level in terms of months consumption were as under :—

	General Stores	Capital Stores	Line Suspense Account
Average Inventory level	Rs. 23,76,007.34	98,88,775.09	Nil
Average stock level in terms of months consumption ...	2.6464	4.2977	Nil

During the year under report 457 notices were served on the suppliers who had defaulted either by failing to execute the contract or failing to supply the ordered materials of a satisfactory quality. In most cases the notices had the desired effect and the contractors complied with the requirements of the same. However, in 2 cases, risk and cost purchases were made and in 8 cases tender or contract deposits were wholly or partly forfeited. In addition to this, in cases where the suppliers failed to supply the materials within the stipulated delivery period without any convincing reason for this delay, penalties were recovered from their bills.

(2) Bills and Accounts :—

During the course of the year 5013 bills were received, 28,848 indents were executed and 3833 Sales memos for issue of materials for the contractors' works were issued.

(3) Disposal of Scrap, etc. :—

During the course of the year scrap and unserviceable articles valued at Rs. 9,692.00 were disposed of by sale.

(4) Operational Cost :—

Total expenditure of the Controller of Stores office was about Rs. 7,50,599 during the year under report. The major heads of expenditure are (a) Establishment Rs. 6,54,310, (b) Advertisement Rs. 33,084, (c) Printing and Stationery Rs. 22,910, (d) Miscellaneous expenditure including rents, taxes, service charges, etc. Rs. 36,259 and (e) Maintenance and Repairs to buildings and sheds Rs. 4,036.

The total revenue of Rs. 2,48,805.65 was realised by way of forfeiture of tender deposits, rentals, sale of tender forms, legal charges, etc.

Statement "A" showing stores transactions and statement "B" giving details of major categories of stores during the year under report are appended.

K. S. PESINA.
Controller of Stores.

APPENDIX 'O'

Statement 'A' showing Stores Transactions during the year 1973-74.

Particulars	Capital Stores	General Stores	Line Suspense Account	Total of Columns 2, 3 & 4
(1)	(2)	(3)	(4)	(5)
	Rs.	Rs.	Rs.	Rs.
Value of Stores in hand as on 1st April 1973	85,85,027.57	22,29,323.75	Nil	1,08,14,351.32
Value of stores received including transfers during the year 1973-74. ...	3,02,18,807.61	1,10,67,347.22	Nil	4,12,86,154.83
Total ...	3,88,03,835.18	1,32,96,670.97	Nil	5,21,00,506.15
Less—Value of stores issued including transfer during the year 1973-74. ...	2,76,11,312.60	1,07,73,980.19	Nil	3,83,85,292.79
Balance as on 1st April 1974 ...	1,11,92,522.58	25,22,690.78	Nil	1,37,15,213.36
Average Annual Inventory ...	98,88,775.09	23,76,007.34	Nil	1,22,64,782.43
Ratio of average inventory level to average monthly issue	4.2977	2.6464	Nil	3.8341 months

K. S. PESINA,
Controller of Stores.

APPENDIX "O"

Statement "B" showing the details of stock held on 31st March 1973 and 1974 at Central Stores.

Particulars	Balance on 1-4-1973		Receipt during the year 1973-74		Total		Issued during the year 1973-74		Balance on 1-4-1974		Average Inventory		Average monthly consumption		Average Inventory level in terms of months	
	Rs.	P.	Rs.	P.	Rs.	P.	Rs.	P.	Rs.	P.	Rs.	P.	Rs.	P.	Rs.	P.
CAPITAL ACCOUNT																
(1) Cement	90,727.80		1,64,65,948.01		1,65,56,675.81		1,56,29,564.74		9,27,111.07		5,08,919.44		13,02,463.73		0.391	
(2) C. I. Pipes, Manholes, Hydrants, Water and Drainage castings, etc.	56,70,726.37		1,02,69,743.81		1,59,40,470.18		71,13,375.00		88,27,095.18		72,48,910.78		5,92,781.25		12.228	
(3) M. S. Round Bars, Flats, Plates, C. I., G. I., Black Sheets, S. P. Tanks, etc.	19,83,786.46		23,40,129.65		43,23,916.11		35,09,915.21		8,14,000.90		13,98,893.68		2,92,492.93		4.780	
(4) Pipes, Stoneware and Hume	6,913.91		22,043.69		28,957.60		25,113.95		3,843.65		5,378.78		2,092.83		2.570	
(5) Galvd. Pipes and Fittings	4,24,403.00		5,31,385.64		9,55,788.64		5,09,622.84		4,46,165.80		4,35,284.40		42,468.57		10.249	
(6) Lead Pig and Lead Wool and Lead Pipes	4,05,938.13		5,89,556.81		9,95,494.94		8,23,720.86		1,71,774.08		2,88,856.11		68,643.41		4.208	
(7) Asbestos sheets, Pipes and Fittings	2,531.90				2,531.90				2,531.90		2,531.90					
LINE SUSPENSE ACCOUNT																
(8) Water Works Castings on the line																
GENERAL ACCOUNT																
(9) Spindle Bars and Fittings	1,61,248.71		4,07,895.15		5,69,143.86		3,05,865.24		2,63,258.62		2,12,253.67		25,490.44		8.327	
(10) Meter Parts	Nil.		Nil.		Nil.		Nil.		Nil.		Nil.		Nil.		Nil.	
(11) Bolts, Nuts, Rivets, Nails, Washers and Hardwares, etc.	1,06,853.67		2,58,731.67		3,65,585.34		2,2,031.77		1,39,553.57		1,23,203.62		18,835.98		6.541	
(12) Brooms Goa, Date and Brushes	22,013.07		22,84,065.52		2,50,419.59		2,30,213.87		20,205.72		21,109.39		19,184.49		1.100	
(13) Cables and Wires	34,808.12		48,854.86		83,629.98		78,954.70		4,708.28		19,758.23		6,579.56		3.003	
(14) Elec. accessories, bulbs, fans, Electrodes, Dry Cells, etc.	1,96,479.67		5,81,761.14		7,78,240.81		6,17,104.10		1,61,136.71		1,78,808.19		51,425.34		3.477	
(15) Files and Rasps	7,943.18		5,495.37		13,438.55		7,928.15		5,510.40		6,726.79		660.68		10.182	
(16) Oil Castors, Coconut, Sweet, Kerosene, Grease, Lubricating etc.	35,583.99		8,54,259.93		8,89,843.92		8,21,788.39		68,055.53		51,819.76		68,482.37		0.757	
(17) Timber, ladders, shaft Bhandiwood, Nowghani Poles, Plywood Sheets, etc.	3,144.39		22,172.46		25,316.84		20,844.37		4,472.47		3,808.43		1,737.03		2.192	
(18) Clothing	8,99,076.57		39,75,274.02		48,74,350.59		40,40,386.85		8,33,963.74		8,66,520.16		3,36,698.90		2.573	
(19) Disinfectants, Tropical Chloride, Cleaning Powder, etc.	75,355.17		5,60,678.43		6,36,033.60		6,30,073.29		5,960.31		40,657.74		52,506.11		0.474	
(20) Tools, Machinery, Foot rules, spanners, drills, saws, Auger screws, etc.	45,284.82		1,95,870.27		2,41,155.09		1,50,519.47		90,635.62		67,960.22		12,543.29		5.418	
(21) Soap and Soda	68,980.18		5,49,160.78		6,18,141.66		5,33,210.48		84,931.18		76,956.03		44,434.21		1.732	
(22) Baskets Cane, Bamboo and Wooden	29,416.36		4,74,735.21		5,04,151.57		4,64,658.48		39,493.09		34,454.73		38,721.54		0.890	
(23) Buckets, Dust-bins, Chamellas Enamelware, Hurricane Lanterns Glassware, etc.	1,50,009.09		5,99,901.53		7,49,914.62		5,14,135.09		2,35,779.53		1,92,894.31		42,844.59		4.502	
(24) Hose rubber, belting canvas	61,910.45		5,89,321.50		6,51,231.95		4,79,959.44		1,71,272.51		1,16,591.44		39,996.66		2.915	
(25) Wires, Brass Rods, Copper Sheets zinc sheets, etc.	1,24,712.63		2,20,567.86		3,45,280.49		1,79,953.39		1,65,327.10		1,45,019.87		14,996.12		9.670	
(26) Leather Hides, Chamois, Chappals, Ploungers, Boots and Other leather articles	4,318.18		3,15,142.32		3,19,460.50		3,07,672.48		11,788.02		8,053.10		25,639.37		0.314	
(27) Coir goods, cotton goods, yarnspun, waste cotton, packing asbestos etc.	43,098.71		3,81,938.83		4,25,037.54		3,63,498.93		61,538.61		52,318.66		30,291.58		1.727	
(28) Paints, Powders, Linseed Oils and Turpentine	87,367.55		2,80,497.31		3,67,864.86		3,16,440.96		51,423.90		69,395.73		26,370.08		2.632	
(29) Locks of sorts	18,115.96		1,03,477.41		1,21,593.37		1,02,917.92		18,675.45		18,395.72		8,576.49		2.145	
(30) Miscellaneous articles (Polish.) Candles, Glue, Gum, Tiles, Powras, Showles, Typewriters, etc.	53,602.59		4,13,200.65		4,66,803.24		3,81,802.82		85,000.42		69,301.55		31,816.90		2.178	
Total	1,08,14,351.32		4,12,86,154.83		5,21,00,506.15		3,83,85,292.79		1,37,15,213.36		1,22,64,782.43		31,98,774.45		3.8341	

K. S. PESINA.
Controller of Stores

LICENCE DEPARTMENT

Summary of the Administration Report of the Licence Department

(1) Money spent by the Corporation

(a) Establishment charges	Re. 35,00,968
(b) Other charges	Re. 94,450

(2) Total No. of licences issued during the year and amount realized therefrom under the various sections are as Under :—

Section	No. of licences.			Revenue Realised.		
	Div. I	Div. II	Div. III	Div. I	Div. II	Div. III
313 (1)	26614	1599	532	Rs. 16,80,519	62,531	14,922
313 A.B.	67772	11785	451	17,12,073	4,42,896	1,64,735
328 & 328A.	5327	1432	216	18,43,190	2,97,009	61,002
394, 393 & 412A	41419	17769	949	28,58,120	11,06,163	7,15,149

The results of the prosecutions launched for the offences under Section 394, 328 & 328A, 313(1) during the year under report are as under :—

	No. of Prosecutions launched			Fines inflicted.		
	Div. I	Div. II	Div. III	Div. I	Div. II	Div. III
	5127	1325	602	1,72,621	1,08,015	40,220

Results of the prosecutions launched in Mobile Courts :—

No. of prosecutions launched	Fines inflicted.
25,100	Rs. 9,24,958

During the year under report 635 auction sales of the articles seized by the Encroachment Removal Staff but not redeemed by the parties were held and the amount of Rs. 14,167 was realized as against Rs. 32,450 last year.

(3) Suggestions for remedying any difficulty Nil.

(4) Any other special information.

(a) Co-ordination scheme introduced since July 1972 was implemented during the year.

(b) Mobile Courts of Presidency Magistrate functioned effectively during the year to try on spot and decide cases of public nuisances.

Licence Department functions in various wings viz. (1) Licence Section, (2) Encroachment Section, (3) Stall Board etc., projections Section and (4) Advertisement Section and deals with Sections 394, 412A, 393, 313, 313A, 314, 328 and 328A of the B. M. C. Act.

C. K. PATEL,
Superintendent of Licences.

(1) LICENCE SECTION

This section issues licences under Section 394, 412A and 393 of the B. M. C. Act with a view to regulate the storages of hazardous & combustable commodities, trades, steam whistles and steam trumpets on recovery of fees as per the Schedule sanctioned by the Corporation vide their Resolutions Nos. 72 dated 2nd May 1967 and 2087 dated 11th March 1968. Development control rules are being applied in cases where the storages and trades came up on or after 1st April 1963.

The Total No. of licences issued during the last 3 years under Section 394, 412A & 393 of the B. M. C. Act, are shown in Appendix 'A'.

(2) Encroachment Section

This section functions with double purposes of controlling hawkers and squatters under Section 313A and 313B of the B. M. C. Act and removing unauthorised hawkers on the road and footpaths under Section 314 with the help of Encroachment Removal Lorries.

The Hawkers' Committee appointed by the Corporation has since framed rules and regulations for grant of hawkers licences and sanction of the Corporation to the same is awaited.

Auction Sales.—During the year 635 auction sales of articles seized by the Encroachment Removal Staff but not redeemed by the parties were held out of which 22 were in respect of non-perishable goods and 613 in respect of perishable goods. Amount of Rs. 14,167 was realised as auction sale proceeds as against Rs. 32,450 last year.

(3) Stall Board etc., Projection Section.

This section deals with issue of permission for various types of projections viz. Stall Board, Weather frame, over hanging Awning, Show Cases, Cupboards, steps etc., under Section 313 (1) of the B. M. C. Act.

Total Number of licences issued and amount realised by way of licence fees during the year under report is given in Appendix 'C'.

(4) Advertisement Section.

This section enforce Section 328 328A of the B. M. C. Act, and thereby regulates various types of advertisements in Greater Bombay.

Total number of permits issued during the last 3 years is shown in Appendix 'D'.

(5) Prosecutions.

During the year under report 7054, prosecutions were launched for the offences against the provisions of Sections 394, 412A, 328 and 328A of the B. M. C. Act, Details thereof along with the details of proceedings of the last 2 years are shown in Appendix 'E'.

(6) Co-ordination Scheme.

Beat System introduced last year is continued and implemented during the year under report, Jr. Inspectors are designated as Beat Inspectors whereas the Sr. Inspectors are designated as Beat Officers Health Department is however, separated from the Beat Scheme and now only the activities of Licence, Factory and Shops and Establishments Departments are co-ordinated under this scheme.

Mobile Courts.

Mobile Courts of Presidency Magistrate established since February, 1973 functions effectively during the year under report. Upto August 1973, there were only two courts one morning and one evening From September 1973 few additional courts were established.

During the year under report 2500 prosecutions were launched under Section 394 of the B. M. C. Act. Total amount of fine inflicted was Rs. 9,24,258.

(7) Publications.

Following are the publications on the various sections under the control of the Licence Department.

- (1) A guide for licensing of storages and trades vis-a-vis Development Control Rules.
- (2) Policy and Procedure for advertisement permits.
- (3) Citizens questions on licences, advertisements and Hawkers.

(8) General

Renewal of licences under Section 394, 412A, and 313A (S. B. etc., projections) was done during the month of April 1973 as per the usual practice.

C. K. PATEL,
Superintendent of Licences.

APPENDIX 'A'

Statement showing the No. of licences and permits issued and fees recovered in the years 1971-72 to 1973-74.

Particulars	NO. OF LICENCES AND PERMITS									AMOUNT OF FEES REALISED								
	CITY			SUBURBS			EXTENDED SUBURBS			CITY			SUBURBS			EXTENDED SUBURBS		
	1971-72	1972-73	1973-74	1971-72	1972-73	1973-74	1971-72	1972-73	1973-74	1971-72	1972-73	1973-74	1971-72	1972-73	1973-74	1971-72	1972-73	1973-74
(1) Commodities and trades including milk and its products (Section 394 and 412 A) ...	43,594	40,986	41,381	16,650	16,535	17,732	6,531	8,600	9,471	28,31,155.00	27,73,720	28,56,972	9,97,992.00	10,39,684	11,05,180	5,70,917	6,64,764	7,16,144
(2) Blowing steam whistle (Section 393) ...	50	47	38	38	40	37	16	20	28	1,298.00	1,373	1,148	780	915	983	669	640	1,005
(3) Factory permits (Section 390)
Total ...	43,644	41,033	41,419	16,688	16,584	17,769	6,547	8,620	9,499	28,32,453.00	27,75,093	28,58,120	9,98,372.00	10,40,599	11,06,163	5,71,586.00	6,65,400	7,15,149
(4) Transfer of fees (Section 394 and 412 A) ...	829	1,035	1,518	210	282	299	148	143	186	12,733.00	15,678	18,733	3,473.00	2,848	3,893	1,718.00	1,460	2,110
Grand Total ...	44,473	42,068	42,937	16,898	16,866	18,068	6,695	8,763	9,685	28,45,186.00	27,90,771	28,76,853	10,01,845.00	10,43,447	11,10,056	5,73,304.00	6,66,864	7,17,259

APPENDIX 'B'

Statement showing the number of Hawkers Licences issued and amount of fees collected during the years 1971-72 to 1973-74

Description.	Year.	No. of Licences issued.			Amount of fees collected.		
		City.	Suburbs	Extended Suburbs.	City.	Suburbs	Extended Suburbs
(1) Register's fees collected in the reserved areas (under Sec. 313).	1971-72	56,127	74,52	193	11,83,169 (Total revenue of items 1 & 2).	2,54,269	1,88,661
	1972-73	56,096	7,322	354	11,43,268	3,43,008	95,396
	1973-74	57,338	6935	358	10,94,883	3,53,051	1,02,006
(2) Fees received from itinerant hawkers licences (under Section 313A).	1971-72	14,871	5,635	199	...	55,478	10,895
	1972-73	12,572	5,414	160	...	48,290	9,322
	1973-74	10,450	4,851	99
Total of items 1 and 2	1971-72	70,998	13,087	392	11,83,169	4,09,719	1,14,556
	1972-73	68,605	12,736	513	11,43,268	3,96,358	1,05,718
	1973-74	67,772	11,786	451	10,94,883	3,53,051	1,02,006
(3) Recovery of expenses under Section 490) for removal of Encroachments under Section 314.	1971-72
	1972-73	5,68,147	82,810	52,721
	1973-74	6,17,190	89,843	62,729
Grand Total	1971-72	70,998	13,087	392
	1972-73	68,605	12,736	513	17,11,415	4,79,168	1,58,439
	1973-74	67,772	11,786	451	17,12,073	4,42,896	1,64,735

APPENDIX 'C'

Statement showing the number of Licences issued in respect of Stall Board, etc. Projections in City, Suburbs and Extended Suburbs during the year 1973-74.

Year.	No. of Licences issued.			Amount of fees collected.		
	City.	Suburbs	Extended Suburbs.	City.	Suburbs	Extended Suburbs.
				Rs.	Rs.	Rs.
	26,614	1,999	532	16,80,519	62,531	14,922

APPENDIX 'D'

Statements showing the number of permits for advertisements issued and amount of fees collected during the year 1971-72 to 1973-74 under Section 328, 328A.

Particulars	NUMBER OF ITEMS									AMOUNT OF FEES (INCLUDING COMPOSITION)								
	CITY			SUBURBS			EXTENDED SUBURBS			CITY			SUBURBS			EXTENDED SUBURBS		
	1971-72	1972-73	1973-74	1971-72	1972-73	1973-74	1971-72	1972-73	1973-74	1971-72	1972-73	1973-74	1971-72	1972-73	1973-74	1971-72	1972-73	1973-74
									Rs. P.	Rs. P.	Rs. P.	Rs. P.	Rs. P.	Rs. P.	Rs. P.	Rs. P.	Rs. P.	
(1) Wall posters boardings and boards ...																		
(2) Movable boards and handcars ...																		
(3) Illuminated advertisement sky-signs ...	4,896	4,075	5,327	919	1,236	1,432	178	251	216	18,71,697.00	14,13,874	18,43,190	3,12,738.00	3,11,762.00	2,97,009	48,250.00	52,961.00	61,002
(4) Non-illuminated sky-signs ...																		
(5) Wall Paintings ...																		
(6) Ground rent ...																		
Total	4,896	4,076	5,327	919	1,236	1,432	178	251	216	18,71,697.00	14,13,874	18,43,190	3,12,738.00	3,11,762.00	2,97,009	48,250.00	52,961.00	61,002

APPENDIX—'E'

Statement showing the number of prosecutions launched during the years 1971-72 to 1973-74.

Year	Office under Section	NO. OF CASES REMAINING UNDISPOSED OF			TOTAL NO. OF CASES INSTITUTED			NO. OF CASES WITHDRAWN ON COMPLIANCE OF LAW			NO. OF CASES WHICH RESULTED IN CONVICTION			AMOUNT OF FINES INFLICTED			NO. OF CASES WHICH ARE RESULTED IN ACQUITTAL			NO. OF CASES REMAINING UNDISPOSED AT THE CLOSE OF THE YEAR		
		City	Suburbs	Extended Suburbs	City	Suburbs	Extended Suburbs	City	Suburbs	Extended Suburbs	City	Suburbs	Extended Suburbs	City	Suburbs	Extended Suburbs	City	Suburbs	Extended Suburbs	City	Suburbs	Extended Suburbs
													Rs. P.	Rs. P.	Rs. P.							
1971-72	394	1,567	745	616	2,171	1,407	480	470	466	76	939	448	196	1,77,400.00	97,995.00	40,435.00	39	49	8	2,230	1,189	816
1972-73	—	2,230	1,189	816	1,345	1,191	357	628	256	19	1,004	398	133	1,47,235.00	80,360.00	30,650.00	24	...	09	19,19	1,726	1,012
1973-74	—	1,919	1,726	1012	2,127	1241	535	820	518	221	1,126	413	214	1,53,175.00	1,07,355.00	40,030.00	21	1	...	2,079	2,035	1112
1971-72	328 328A	712	707	53	576	157	132	285	125	23	140	42	03	3,050.00	990.00	170.00	5	857	687	114
1972-73	—	857	687	114	1,322	111	14	432	48	5	484	28	...	6,645.00	510.00	105.00.00	1,263	722	117
1973-74	—	1263	722	117	2,711	66	60	1049	48	7	1094	32	19	11,820.00	575.00	160.00	5	1886	708	151
1971-72	313(1)	14	36	17	537	2	13	93	416	...	5	9,604.00	20.00	105.00	13	29	38	25
1972-73	—	29	38	25	192	4	...	71	135	29	1	3,675.00	...	5.00	15	13	13
1973-74	—	15	13	13	289	18	7	21	164	...	6	2,626.00	85.00	30.00	3	116	91	14

SHOPS & ESTABLISHMENTS DEPARTMENT

Summary of the Administration Report of the Shops
and Establishments Department for the year 1973-74.

1. **Money spent by Cororation :**

(a) Establishments Charges	City ... Rs.	10,12,034.23
(b) Other charges	Subs ... Rs.	19,084.59

2. **Results achieved :**

- (a) Total amount of Registration and renewal and miscellaneous fees received during the year is Rs. 4,29,143.92 for City Limits (Budget 'A', Division I), Rs. 1,21,432.48 (Budget 'A', Division II) for Suburban Limits and Rs. 66,162.37 (Budget 'A', Division III) for Extended Suburbs.
- (b) Total amount of fines imposed by the Courts while convicting the Accused for violating the various provisions of the Bombay Shops and Establishments Act 1948, and Rules framed thereunder during the year is Rs. 1,27,085.00 for City Limits, Rs. 33,880.00 for Suburban Limits and Rs. 21,290.00 for Extended Suburban Limits.
- (c) Total amount of Grant-in-Aid received during the year from the State Government towards the Administration of the Bombay Shops and Establishment Act 1948 etc. is Rs. 1,41,520.00 for City Limits (Budget 'A', Division I), Rs. 39,326.00 for Suburban Limits (Budget 'A', Division II) and Rs. 20,321.00 for Extended Suburbs (Budget 'A', Division III).

3. **Suggestions for remedying any deficiencies ... Nil.**

4. **Any other special information :**

Co-ordination Scheme has been introduced from 1-7-1972 in accordance with which, Shops and Establishments Inspectors are now required to attend to the work of the Licence Department, and Factory Department and as well as of the Shops and Establishments Department.

M. DE SOUZA-LOUZADO

Ag. C. I. S. E.

ADMINISTRATION REPORT FOR THE YEAR 1973-74

Shops and Establishments Department

This Department Administers Bombay Shops and Establishments Act 1948, Payment of Wages Act, 1936, Minimum Wages Act, 1943, and Workmen's Compensation Act, 1923, throughout Greater Bombay.

The total number of establishments registered under Section 7 of the Bombay Shops and Establishments Act, 1948, is given in Appendix 'A'.

The number of complaints pending at the close of the previous year, received and investigated during the year and pending at the end of the year is shown in Appendix 'B'.

A statement showing number of prosecutions launched, fines inflicted etc., during the preceding year and the year under report is shown in Appendix 'C'.

Financial.—The Government sanctioned a total grant-in-aid of Rs. 2,01,167.00 for the year 1973-74 as a part of expenditure towards administration of the Bombay Shops and Establishments Act, 1948, during the year 1972-73. Out of the above grant, a share of Rs. 1,41,520.00 was allocated for City (Budget 'A', Division I) Rs. 39,326.00 for Suburbs (Budget 'A', Division II) and Rs. 20,321.00 for Extended Suburbs (Budget 'A' Division III). The income by way of registration etc. fees for the year 1973-74 was Rs. 4,29,13.92 for City, Rs. 1,21,432.48 for Suburbs and Rs. 66,162.37 for Extended Suburbs. The figures of income for the previous year were Rs. 5,07,334.17, Rs. 1,23,353.51 and Rs. 67,851.19 for City, Suburbs and Extended Suburbs respectively. The expenditure on account of the administration of the Bombay Shops and Establishments Act, 1943 and Payment of Wages Act, 1936, etc. during the year 1973-74 was Rs. 7,22,409.82 for City Rs. 2,01,115.57 for Suburbs and Rs. 1,07,593.43 for Extended Suburbs (exclusive of provident Fund and leave contributions and supervision charges).

Payment of Wages Act 1936.—The number of complaints received and disposed of during the year is shown in Appendix D. During the year under report, one claim has been filed under the Act and it was pending till the close of the year.

Minimum Wages Act, 1943.—The total number of visits paid to the establishments covered under the Act for the enforcement of the Act during the year under report are as under:—

Category	City	Suburbs	Extended Suburbs.
Shops	3,978	1,120	193
Commercial Establishments	1,475	326	91
Restaurants and Eating Houses	367	212	65
Theatres	23	1	7
Total	5,843	1,659	356

As a result of intervention of the Inspectors of this Department an amount of Rs. 89,633.89 was distributed to 365 employees from City, Rs. 1,665.00 to 37 employees from Suburbs and Rs. 502.63 to 7 employees from Extended Suburbs by way of increase in wages, difference, etc. The number of complaints received and disposed of during the year is shown in Appendix E. During the year under report, no court cases was filed under the Minimum Wages Act.

Workmen's Compensation Act, 1923.—During the year under report, no establishment was visited for the above purpose.

For the purposes of Bombay Shops and Establishments Act and the Minimum Wages Act, the number of Mass Raids held during the year is shown in Appendix 'F' respectively.

Registration.—Renewal of Registration Certificates under the Bombay Shops and Establishments Act 1943, was done as usual during November and December 1973.

M. DE SOUZA-LAUZADO,
Chief Inspector,
Shops and Establishments.

APPENDIX ' A '

Category	City	Suburbs	Extended Suburbs
Shops	68,455	25,869	10,210
Commercial Establishments	36,038	5,502	5,062
Residential Hotels	369	89	31
Restaurants and Eating Houses	5,742	2,668	976
Theatres etc.	84	29	15
Total	1,10,688	34,157	18,094

APPENDIX ' B '

No. of complaints	City	Suburbs	Extended Suburbs
Pending at the close of the previous year	35	13	19
Received during the year	942	215	113
Investigated during the year	937	213	118
Pending at the end of the year	40	15	14

APPENDIX ' C '

Year	Cases pending from the previous year	Cases filed	CASES DISPOSED OF					Total	Cases pending at the close of the year	Fines	Average fine per case
			Convictions	Withdrawals	Acquittals	Abated	Warned and discharged				
<i>City</i>											
1972-73...	3,625	4,912	4,225	300	11	4,536	4,001	Rs. 1,72,595	Rs. 41.00
1973-74...	4,001	4,177	3,387	312	46	3,795	4,383	1,27,085	37.52
<i>Suburbs</i>											
1972-73...	1,258	1,555	1,468	60	6	1,534	1,279	50,200	34.00
1973-74...	1,279	1,214	1,046	136	1,182	1,311	33,830	31.24
<i>Extended Suburbs</i>											
1972-73...	145	756	655	105	759	142	22,915	35.00
1973-74...	142	810	692	56	1	749	233	21,290	30.76

APPENDIX ' D '

Complaints	City	Suburbs	Extended Suburbs
Pending at the close of the previous year	4	3	1
Received during the year	179	41	17
Disposed of during the year	177	42	17
Pending at the end of the year	6	2	1

APPENDIX ' E '

Complaints	City	Suburbs	Extended Suburbs
Pending at the close of the previous year	3
Received during the year	90
Investigated during the year	89
Pending at the end of the year	4

APPENDIX ' F '

	City	Suburbs	Extended Suburbs
Shops and Establishments Act	445	210	129
Minimum Wages Act	1	2	...

MARKET DEPARTMENT

Summary of the Annual Administration Report of the Market Department

Annual Administration Report of the Market Department for the year 1973-74 is summarised as below:—

A.—Markets in City

There were in all 32 Municipal Markets and 11 private Markets in the City. Total revenue derived from these markets was Rs. 79,33,870 as against Rs. 74,77,863 in the previous year. The total expenditure incurred on establishment of these markets amounted to Rs. 27,62,500 and Rs. 15,00,837 for maintenance etc.

B.—Markets in Suburbs

There were in all 23 Municipal Markets and 3 Private Markets. Total revenue derived from these markets was Rs. 10,16,914 as against Rs. 9,58,314 in the previous year.

The expenditure incurred on establishment of these markets amounted to Rs. 5,92,221 and Rs. 6,20,656 for maintenance etc.

C.—Markets in Extended Suburbs

There were in all 10 Municipal Markets and 4 Private Markets. Total revenue derived from these markets was Rs. 5,00,189 as against Rs. 4,79,667 in the previous year. The total expenditure incurred on establishment of these markets amounted to Rs. 2,52,600 and Rs. 89,335 for maintenance etc.

D.—Slaughter Houses

There was one slaughter house at Bandra. The same was closed down from 23rd April 1973 and the slaughtering operations were shifted to Deonar Abattoir. The revenue derived from this Slaughter House was Rs. 1,25,720.

Results

These markets and slaughter houses have supplied the citizens of Bombay the articles of human food viz. mutton, beef, pork, fish poultry, eggs, vegetables, fruits etc., of wholesome quality.

Deficiencies

More marketing facilities are required to be provided in suburbs and extended suburbs in its vast area due to its faster development. But this has been handicapped because of non-availability of plots free from all encumbrances.

Suggestions

Growth of markets and their activities can be promoted on still more better footing provided the plots are made available free from all the encumbrances and availability of construction materials do not prove to be a serious handicap.

G. GOMES
Ward Officer (Market)

Dr. D. M. BAILUR,
G. M. (D. A.)

ADMINISTRATION REPORT OF MARKET DEPARTMENT

Dr. D.M. Bailur, B.Sc., (Vet.) M.R.C.V.S. (London), General Manager, Deonar Abattoir was in overall charge of the Markets and Slaughter Houses Department during the year under report.

Shri G. Gomes M.I.E., (India), A.M.L.B.E., A.M.I.R.T. (London), L.S.C.D. Dip. Royal Sanitary Institute was in charge of the Market Department.

A—City Markets

(1) **Markets.**—There were 32 Municipal Markets in the City. The second stage of the Lal Bahadur Shastri Market, Matunga, was completed and the stalls were allotted to the licensees of the open air market. The open air market at Matunga has since been closed down and all the stalls have been cleared off from the sites. The sheep market at N. M. Joshi Marg has been closed down for business as all the slaughtering activities from thereat have been shifted to Deonar Abattoir.

There were 11 Private Markets, licenced by the Municipal Corporation of Greater Bombay and the licence fee recovered from the owners of these private markets amounted to Rs. 91,191 as against Rs. 93,818 during the previous year. The difference in the recovery of licence fee is due to some dispute pending settlement.

2. **Outside Shops.**—There were 218 (209 meat and 9 fish stalls) outside meat shops in the City licenced by the Market Department in addition to meat and fish stalls in Municipal and Private Markets for sale of mutton, beef, pork, and fish. The licence fee realised from these shops was Rs. 21,450. In all 135 licences were issued to parties for the sale of imported meat refrigerated meat, frozen fish, ham, bacon and sausages. The licence fee realised was Rs. 12,374.

3. **Scale Shed.**—During the year under report the total fees collected at Scale Shed, Mahatma Jyotiba Phule Market amounted to Rs. 15,79,664 as against Rs. 16,56,914 during the previous year. The reason for the less revenue was the after effect of the draught conditions in the State which affected the import of fruits to the City.

4. **Fish Season.**—During the year under report the total quantity of fish brought to the markets was 52,460 metric tons as against 41,709 metric tons during the previous year.

5. **Cold Storage Facilities.**—The Cold Storage plant at Mahatma Jyotiba Phule Market continued to meet the requirements of preservation of fish, vegetables, fruits, meat, eggs, milk and milk products, etc. The plant consisted of three chambers one for storing fish at 28°F to 31°F, one for mutton at 30°F to 37°F and one for vegetable etc. at 35°F to 40°F.

The plant is worked by the FREON 12 system with four wasting house condensing units and direct expansion coolers. (OZONE Generator for deodourising and disinfecting bacteria in chamber is also provided).

The approximate quantity of perishable goods deposited and amount realised by way of fees at the cold storage during the year under report were as under :

Commodity	Quantity deposited		Amount realised	
	1972-73	1973-74	1972-73	1973-74
	kg.	kg.	Rs.	Rs.
Fish	88,035	6,500	17,869	13,217
Fruits and Vegetable	12,43,300	7,22,640		
Mutton	1,40,258	31,555		
Eggs	38,792	1,14,300		
Milk and Milk Products	...	450		

The cold storage plant at Mahatma Jyotiba Phule Market has gone very old and its utility period is over. During the year under report the plant was closed down for repairs on many occasions. This has resulted in the fall of revenue and also cause of inconvenience to the licensees of the markets to deposit their goods.

6. **Receipts.**—The total receipts of the Markets in the City during the year amounted to Rs. 79,33,870 as against Rs. 74,77,863 during the previous year.

7. **Stalls and Temporary Markets.**—In all markets in the City there were 4,821 regular stalls provided for sale of different commodities such as flowers, fruits, vegetables, fish, mutton, bee, pork, poultry, eggs etc. The stalls continued to be well occupied throughout the year. In addition to these regular stalls there were about 400 temporary stalls in the City provided for persons doing day to day business. Spaces provided for on daily payment basis also were continuously occupied throughout the year.

8. All markets including private markets were regularly supervised. The Veterinary Officers and qualified public health (Sanitary) inspectors carried out the work of inspection of articles of food such as meat, fish, fruits, vegetables etc. with a view to prevent the exposure of unwholesome food articles for sale of human consumption. During the year under report 1,93,244 kgs. of unwholesome food articles in the aggregate were destroyed.

9. **Surprise Raids.**—Surprise raids to detect the smuggling and unauthorized slaughter of animals and also the import and sale of contraband meat were carried out by the staff specially appointed for this purpose. During the year 47,021 kgs. of contraband meat was seized and destroyed. In all 3,419 raids were carried out in different parts of the City and Suburbs and 1,435 prosecutions were instituted. The fine imposed amounted to Rs. 70,533. The amount realised by selling seized animals and skin etc. was Rs. 2,69,218. In addition to this an amount of Rs. 7,325 was recovered by way of penalty from different parties who were found importing animals into the city without requisite permits.

10. **Development.**—A Municipal Market at Roli Camp, Sion Koliwada has been constructed. The construction work of Babu Genu Market at Dockyard Road, Mazgaon, is in progress.

11. **Immunizations of cattle and dogs** is being done by a board of Veterinary staff appointed for the purpose.

During the year under review 187 dogs and 39,203 milch cattle were immunized. The work was carried out at 10 centres.

The curative and prevention treatment to animals is also continued at the Khar Veterinary Dispensary.

APPENDIX 'A'

Statement showing the receipts under different terms during the year 1973-74 and the previous year.

Serial No.	1972-73	1973-74
	Rs.	Rs.
(1) Stallages	31,32,364	34,42,745
(2) Squatting fees	20,54,305	21,82,194
(3) Licence fee collected from stalls and shops in municipal markets	18,442	16,959
(4) Licence fee from private market owners	93,816	91,191
(5) Licence fees from firms dealing in foreign frozen fish and imported meat. Ham, Bacon and Sausages etc.	11,880	12,374
(6) Licence fees from outside beef shops	11,350	21,460
(7) Licence fees from butchers in private markets	2,805	5,508
(8) Licence fees from brokers in different municipal markets	1,97,827	2,10,349
(9) Scale shed at Mahatma Jyotiba Phule Market	16,56,912	15,79,700
(10) Nokarnama fees	4,138	5,014
(11) Cold storage fees	17,869	13,217
(12) Law charges	60	10
(13) Ground rent	85,725	1,57,062
(14) Chawl rent	1,01,938	1,15,982
(15) Miscellaneous	88,430	80,117
Grand Total	74,77,863	79,33,870

B.—Markets in Eastern and Western Suburbs

(1) **Markets.**—There were in all 23 Municipal Markets and 3 Private Markets in the Suburbs.

(2) **Outside shops.**—There were in all 298 outside meat shops licenced by the Corporation. Besides 99 licences were issued for the sale of refrigerated mutton, beef, fish, pork and pork products. This is in addition to the regular stalls in Municipal and Private Markets for these commodities. The licence fee realised was Rs. 29,800.

(3) The unwholesome articles of food such as fish, fruits, vegetables and meat etc., weighing about 30,600 kgs. were destroyed during the year.

(4) Statement showing the receipts under different terms during the year 1973-74 and previous year.

Serial No.	Particulars	1972-73	1973-74
		Rs.	Rs.
(1) Stallage charges		4,35,966	5,22,239
(2) Squatter fees		4,39,863	4,36,286
(3) Miscellaneous receipts.		54,455	9,104
(4) Licence fees		23,254	44,120
(5) Rent		1,162	1,101
(6) Veterinary Department fees		3,634	4,064
Total		9,58,314	10,16,914

Development.—The construction of the following markets is in progress.

- (1) Market at Mor Bungalow, Vile Parle.
- (2) Market at 42-B-43 of T. P. S. IH, Vile Parle.
- (3) Temporary Market on Plot No. 274, T. P. S. III, Ghatkopar.
- (4) Temporary Market at Hirachand Desai Road, Ghatkopar.

C.—Markets in Western and Eastern Extended Suburbs

- (1) **Markets.**—There were in all 10 Municipal and 4 Private Markets in the extended suburbs.
- (2) **Outside Shops.**—There were in all 115 outside meat shops. Besides 10 licences were issued to private parties for frozen fish, mutton, pork and pork products. The licence fee realised was Rs. 11,500.
- (3) The unwholesome articles of food such as fish, fruits, vegetables etc., weighing about 1,791 kgs. were destroyed.
- (4) Statement showing the receipts under different terms during the year 1973-74 and previous year.

Serial No	Particulars	1972-73	1973-74
		Rs.	Rs.
(1) Stallage charges	...	2,53,575	2,59,987
(2) Squatter fees	...	2,11,202	2,17,153
(3) Miscellaneous receipts.	...	6,831	3,290
(4) Licence fees	...	4,067	16,086
(5) Rent.	...	3,992	3,673
	Total	4,79,667	5,00,189

(5) **Development.**—Construction of a Market at Plot No. 36 on R. R. Road, Mulund (West), is completed.

D.—Slaughter Houses

There was a Slaughter House at Bandra for slaughtering of buffaloes, horned cattles, sheep and goats. This slaughter house was closed down on 23rd April 1973 for all slaughtering and other activities. Similarly sheep market at N. M. Joshi Marg having a slaughtering chamber was closed down from 19th May 1973 as all the slaughtering activities were shifted to Deonar Abattoir. Revenue derived during this period comes to Rs. 1,25,720.

The number of animals brought to the fair ground at Bandra Slaughter House and the number of animals slaughtered were as under.

Animals brought to the fair ground at Bandra Slaughter House from 1st April 1973 to 22nd April 1973.

Year	Buffaloes	Horned Cattles	Sheep & goats
1972-73	12,926	95,528	24,27,457
1973-74	423	3,518	64,459

Animals slaughtered

Year	Buffaloes	Horned cattles	Sheep and goats
1972-73	12,466	90,833	14,77,024
1973-74	423	3,179	57,234

The Slaughter House has been closed down for all the slaughter activities from 23rd April 1973 and shifted to Deonar Abattoir. Hence the animals brought to the fair ground and animals slaughtered is less.

Only one licence has been granted for slaughtering of frogs at Dharavi

G. GOMES,
Ward Officer (Market).

Dr. D. M. BAILUR,
G. M. (D. A.)

MUNICIPAL PRINTING PRESS

Summary of the Annual Administration Report of the Municipal Printing Press

The Annual Administration report of the Municipal Printing Press for the year 1973-74 is summarised as follows :-

I.—Expenditure—

(1) Establishment	... Rs.	19,51,223.59
(2) Others	... Rs.	20,15,586.08

II.—Results—

(1) Total number of jobs printed	...	8265
(2) Total number of stationery jobs supplied	...	1500
(3) Total number of printed pages for Corporation and its various Committee		52414
(4) Amount Charged to Departments	... Rs.	48,56,179.49
(5) Amount charged to Private Parties	... Rs.	46,559.42

III.—Suggestion—

- (1) Most of the machines were purchased long back and due to constant use in two shifts they are required to be added with new machines to lessen the load of old machines.
- (2) Additional space, machinery and man-power are required to cope with increased work-load. (Proposal for additional space has already been submitted and Budget Provision for Rs. 1,60,000 has also been proposed to be retained in R. E.).

M. M. KAMAT,
Manager,
Municipal Printing Press.

MUNICIPAL PRINTING PRESS

Shri A. G. Hemmadi was incharge of the Press from 1-3-1973 to 3-6-1973.

Shri M. M. Kamat has taken over as a Manager, Municipal Printing Press from 4-6-1973 and is incharge of the Press during the rest of the year under report.

During the period under report 382½ Metric tons of papers was purchased from the market to meet with the requirements of the various departments.

The statement of the jobs carried out and pages printed for the Corporation and its various Committees during the period under report as compared with those in the previous year is given below :—

Description	1972-73		1973-74	
	Jobs	Pages	Jobs	Pages
Departmental Printing	7114	...	8231	...
Departmental Stationery	1795	...	1496	...
Private Parties Printing	45	...	34	...
Private Parties Stationery	13	...	4	...
B. E. S. & T. Undertaking Printing	8
Corporation and its Committees	...	36096 E 6577 M	...	35096 E 6634 M
Corporation Record	...	11156 E 1570 M	...	8079 E 2026 M
B. E. S. & T. Committee	...	862	...	579
	8975	56261	9765	52414

The total quantity of paper consumed during the year under report was 451½ Metric tons as against 485½ Metric tons and 417½ Metric tons in the preceding two years.

Description of Paper	1971-72		1972-73		1973-74	
	Rate per Kg.	Quantity consumed in Metric Tons	Rate per Kg.	Quantity consumed in Metric Tons	Rate per Kg.	Quantity consumed in Metric Tons
	Rs.		Rs.		Rs.	
White	3.15	251½	3.50	338	4.32	286½
Nepp	2.31	24	2.33	25	2.60	27½
Other kinds	3.28	142	3.21	122½	4.22	138
		417½		485½		451½

Transaction of the Press of the year closed with working surplus of Rs. 6,00,482 on the total turnover of Rs. 49,02,739 as against Surplus of Rs. 74,009.00 (1971-72) and Surplus of Rs. 3,10,245.00 (1972-73) on turnover of Rs 35.64 lacs and Rs. 41.64 lacs respectively for the previous two years.

The work carried out through Outside Agencies was worth Rs. 38,026 as against Rs. 37,284.00 for the previous year.

In addition to the Marathi Budget of 1713 pages printed since the year 1972, the Municipal Printing Press has completed the printing of the Budget Estimate 'G' comprising of 115 pages in English in time with the existing staff and Machinery resorting to overtime in the year under report.

The number of labour staff responding to Incentive Bonus Scheme is 60 as against 80 for the previous year.

The labour staff as on 28th February 1974 consisted of 341 workers as against 308 workers on 29th February 1972 and 345 workers on 28th February 1973. 21 Apprentices as per Apprentices Act 1961 as on 28th February 1974 as against 12 as on 28th February 1973.

The Press is working in two shifts and the Press Labour relations were very cordial as their grievances were redressed on the spot where practicable.

M. M. KAMAT,
Manager,
Municipal Printing Press

MUNICIPAL PRINTING PRESS

Income and Expenditure Account for the year 1973-74.

Expenditure			Income		
	Rs.	Rs.		Rs.	Rs.
Opening Balance :			Amount charged to Departments	48,56,179.49	
Materials in hand	10,75,813.91		Amount charged to Private Parties	46,559.42	49,02,738.91
Works in Progress	8,73,401.86	19,54,215.77			
Expenditure during the year :			Sale of Waste Paper etc.		20,682.64
Establishment	19,51,223.59		Closing Balance :		
Contingencies	90,940.15		(1) Material in hand	10,82,373.31	
Repairs & Maintenance	74,037.24		(2) Works in Progress	5,56,298.59	16,38,671.90
Stores	16,03,867.72				
Electric Power	28,957.51				
Work through Out- side Agencies.	38,025.65				
Provident Fund	48,610.60				
Debt Charges	1,02,370.61				
Transport	28,665.70				
Depreciation	110.90	39,66,809.67			
Private Works :					
(1) Labour	36,591.08				
(2) Material	4,066.49	40,585.57			
Excess Income over Expenditure :					
(1) Departmental Works	5,94,508.59				
(2) Private Works	5,973.85	6,00,482.44			
		65,62,093.45			65,62,093.45

MUNICIPAL PRINTING PRESS

Balance Sheet as at 31st March 1974

LIABILITIES		ASSETS	
Rs.	P.	Rs.	P.
CAPITAL—			
(1) Advances from Surplus Cash Balance	5,544 00	(1) Plant and Machinery purchased out of Surplus Cash Balance	5,544 00
(2) Advances from Nat Premis Fund	1,68,221 12	(2) Plant & Machinery purchased out of Nat Premis Fund	1,68,221 12
(3) —Do—	49,201 19	(3) —Do—	49,201 19
(4) —Do—	22,745 31	(4) —Do—	22,745 31
(5) Advances from Special Funds	1,81,685 55	(5) Do. Out of Special Fund	1,81,685 55
(5) —Do—	7,134 37	(6) —Do—	7,134 37
(7) —Do—	415 00	(7) —Do—	415 00
(8) Advances from Capital Works—Loan Funds, I—General Supervision, Collection of Revenue. Item No. 7, Conversion of Crusher Godown at Carnac Bridge	5,06,193 65	(8) & (9) Plant and Machinery purchased out of I—General Supervision, Collection of Revenue. Item No. 7, Conversion of Crusher Godown at Carnac Bridge	1,55,903 66
(9) —Do—	1,09,122 24	Do. Books and Dead Stock	11,640 38
(10) Advances from Plant & Machinery Depreciation Fund,	1,39,669 10	Do. Cost of Crusher Building	4,42,771 85
(11) Advances from Capital Works—Loan Funds—Plant and Machinery to be purchased out of Fire and Accident Insurance Fund	51,881 44	(10) Plant and Machinery Purchased out of Capital Works—Loan Funds P. & M. Fire & Accident Insurance Fund	51,881 44
(12) —Do—	97,107 17	(11) Plant and Machinery purchased out of Capital Works—Loan Funds P. and M. Fire and Accident Insurance Fund	97,107 17
(13) —Do—	2,49,116 21	(12) —Do—	2,49,116 21
(14) Advances from Sundries—Miscellaneous Advances	1,11,100 39	(13) Plant and Machinery purchased out of P. & M. Depreciation Fund	1,39,669 10
(15) Advances from Plant & Machinery to be purchased out of Special Fund Item No. 10	1,39,800 00	(14) Plant and Machinery purchased out of Sundries Miscellaneous Advances	1,11,100 39
(16) Advances from Plant & Machinery to be purchased from Special Fund Item No. 1	1,50,697 24	(15) Plant & Machinery purchased out of Special Fund Item No. 10	1,39,800 00
	19,89,633 98	(16) Plant and Machinery purchased out of Special Fund Item No. 1	1,50,697 24
Less Amount Repaid	12,93,978 91	Less—Depreciation upto 31-3-1974	19,89,633 98
		Work in Progress	5,56,298 59
		Stock of Paper, etc.,	5,04,960 70
	6,95,655 07	Mono Metal—Balance as per last year	1,69,394 52
		Do. Additions during the year	1,00,275 00
		Do. Less written off	2,69,669 52
		Use Metal—Balance as per Last year	13,483 48
		Do. Additions during the year	1,69,138 39
		Do. Less—Written off	75,855 00
		Materials Non-Consumable—	2,44,993 39
		Balance as per last year	12,249 67
		Do. Less—Written off	2,32,743 72
		Books and Dead Stock—	87,431 57
		Balance as per last year	17,857 93
		Do. Less—Written off	69,573 64
		Bills due from Departments	24,369 50
		Do. Private Parties	5,460 29
		Outstanding Advances on 31-3-1974	33,37,837 07
			21,285 21
			33,58,322 28
			49,96,594 18
			56,92,649 25
			6,95,655 07
			36,92,649 25

M. M. KAMAT,
Manager,
Municipal Printing Press.

K. E. M. HOSPITAL, PAREL, BOMBAY 12.

MEDICAL RECORD DEPARTMENT

Summary of the Annual Administration Report of the K. E. M. Hospital and Seth G. S. Medical College.

The Annual administration Report of the K. E. M. Hospital and Seth G. S. Medical College for the year 1973-74 is summarised as follows:—

HOSPITAL

I—Expenditure—

	Rs.
(A) 1. Amount spent on In-patients	1,80,79,158
2. Amount spent on Out-patients	42,31,249
3. Total expenditure excluding new works	2,23,10,407
4. Expenditure on New works	23,376
(B) 1. Average cost per In-patient per day	29.04
2. Average cost per In-patient admission	330.90
3. Average cost per out-patient attendance	6.72
4. Average cost per out-patient Admission	11.47
5. Cost of nursing establishment per month	293.94

II—Results—

(A) 1. Schedule bed Strength	1,450
2. Daily average In-patient in Wards	1,698
3. Total number of admissions including those brought over from the previous year	58,138
4. Total number of patients discharged:—	
(i) As cured	48,830
(ii) Left Against Medical Advice	5,477
(iii) Expired	4,105
(iv) Remained in the hospital on the last day of the year	1,547
5. Average stay of In-patients in days	11.00
(B) 1. Total number of New Out-patient Attendance	3,73,902
2. Daily average number of Out-patients (New)	1,225
3. Total number of Out-patients (New & Old)	8,47,476
4. Daily average number of Out-patient attendance (New & Old)	2,778
5. Total number of Casualty attendance (Medico Legal)	33,926
(C) 1. Total number of Operations on In-patients	27,936
2. Total number of Operations on Out-patients	72,086
(D) Confinements:—	
1. Booked cases	5,231
2. Emergency cases	1,313
3. Normal	4,453
4. Abnormal	490
5. Neo-natal & Maternal deaths:—	
(i) Maternal deaths	27
(ii) Neo-natal deaths
(iii) Still births	135
(iv) Premature live born infants.	292

III—Specialised Treatments:—

1. Artificial Kidney Department	
Total number of Dialysis	831
(i) Peritoneal dialysis	166
(ii) Haemodialysis	665
2. I. C. C. U. Wards—Total number of admissions Resuscitation from Cardiac arrest	1,393
3. Open Heart Surgery	58
4. Neuro Surgery:—	
(i) Total operations	549
(ii) Radiological investigations	2,842
5. Sterilisations : Male	184
Female	1,422

IV—Radiology:—

1. Total X-rays taken at	K. E. M. Hospital	55,902
	C. V. T. C.	11,479
	Orthopaedic Centre	28,234
2. Diagnostic Radiology	2,489
3. Neuro-Surgery	2,202

V—Blood Bank:—

1. Total number of blood samples collected:—					
(i) From Voluntary donors	2,373
(ii) From relative donors	3,471
(iii) From Professional donors	2,213
(iv) From other hospitals	895
			Total	...	8,952
2. Total number of bottles supplied	8,946
3. Total amount spent from Poor Box Charity Fund for payment to the Professional donors & other incidental expenses.	30,427.57

VI—School Clinic:—

(A) Total number of school children treated:—					
(i) New	2,248
(ii) Repeated	14,630
(iii) Referred	1,679
(B) Total expenditure on the Clinic	94,406

VII—Physio Therapy:—

(A) 1. Total number of the attendance at the Centre:	Out-patients	6,407
	In-patients	17,127
2. Total number of treatments given:	Out-patients	83,266
	In-patients	1,54,533
(B) 1. Students admitted in school during the year	40
2. Total number of students in the school	66
3. Students graduated during the year	29

VIII—Occupational Therapy:—

(A) 1. Total number of patients treated at the Centre	8,582
2. Total number of treatments given	98,666
(B) 1. Total number of Students admitted in the School	40
2. Total number of students in the School	64
3. Students graduated during April & October 1973	34

IX Deficiencies:—

- Over-crowding of patients in the wards. As against 1,450 scheduled beds, the daily average In-patients in the Wards are 1698. The over-crowding is particularly in Medical & Surgical Female Wards, Children wards and Orthopaedic Wards.
- Over-crowding of visitors in the wards, difficult to exercise control.
- Heavy rush in the O. P. D. on an average 1,225 patients attend the hospital daily.
- Acute shortage of trained Nurses. This resulted because of a large number of resignations by qualified nurses every now and then.
- Shortage of Medical Staff, Particularly in F. T. cadre and areas like Radiology, Pathology and Anaesthesiology.

X—Suggestions:—

- It is Proposed to established a full-fledged Urological Department and Unit for Kidney Transplantation so that the work in both the departments can be in-conjunction.
- Decentralization of Registry of O. P. D. Cases.

Registration section has been decentralised in almost all the Out-patient Departments, leaving a few departments which are also being covered for decentralisation shortly. This system is found to be working very satisfactorily.

The O. P. D. case papers are also now being handed over to the patients so as to eliminate the waiting-time for getting the patients O. P. D. Papers.

- An Intensive Respiratory Care Unit is also proposed to be set up in the near future.

SETH G. S. MEDICAL COLLEGE, PAREL, BOMBAY 12
COLLEGE

I—(A) 1. Total expenditure including expenditure—

On Hostels	35,60,463
2. Revenue from tuition fees, and miscellaneous receipts	2,75,008
3. Revenue from post-graduate fees	67,390
(B) 1. Income from hostels	50,998
2. Expenditure on hostels	98,885
(C) 1. Gross cost per student	2,089.47
2. Net cost per student	1,858.61

II—Students :—

(A) 1. Total students admitted	160
2. Number of students in the different classes	1,704
		Male	Female	Total	
i) 1st M. B. B. S. 1st year	...	117	41	158	
ii) 1st M. B. B. S. casual	...	15	-	15	
iii) 2nd M. B. B. S. (I, II, III terms)	...	247	68	315	
iv) 3rd M. B. B. S. (I, II, III, terms)	...	125	55	180	
(ivA) 3rd M.B.B.S. (Casual terms)	...	4	3	7	
(v) Interns	...	101	59	160	
(vi) P. T. B.Sc.	...	18	55	73	
(vii) O. T. B.Sc.	...	12	52	64	
(viii) Condensed M.B.B.S.	...	8	...	8	
Total number of Under-Graduates	...	655	333	988	
Total No. of Post-Graduates including Research students	...	414	302	716	
Grand Total	...	1,069	635	1,704	

(B) Average age of Students :—

(i) At the time of admission	18 Years.
(ii) At the time of S. S. C.	16 Years

II—Marital status at the time of admission :—

(i) Married	Nil.
(ii) Betrothed	Nil.
(iii) Single	160

III—Occupation of Parents or Guardians :—

(i) Service	53.75%
(ii) Medical Profession	11.25%
(iii) Legal Profession	3.75%
(iv) Engineering	5.62%
(v) Miscellaneous occupation	25.63%

IV—College Activities :—

Our students continued to keep up a very fine record of academic achievements with the highest percentage of success, in almost all the examinations. They have also secured most of the University Prizes.

The Gymkhana has kept up a good record. Students have formed a Mountaineering & Hiking club which is a noteworthy addition.

They have made a good contribution to the N. S. S. Scheme initiated by the University of Bombay.

G. K. DESHPANDE,, M.D.
Dean,
K. E. M. Hospital.

K. E. M. HOSPITAL & SETH G. S. MEDICAL COLLEGE

(Seth G. S. Medical College)

In the year 1973-74 King Edward VII Memorial Hospital & Seth G. S. Medical College have completed 48 years.

Dean

Dr. C. K. Deshpande. M. D., held the post of Dean throughout the year.

Asstt. Dean

Dr. K. K. Gulati., B. Sc.(Hon.) M.B.B.S., D.A., C.P.S., D.A., C.I.H., D. P.H., F.R.I., P.H.H., held the post of Asstt. Dean throughout the year.

Ward Officer

Mr. C. V. Bhat., B.Sc., LL.B., held the post of Ward Officer from 14th March 73 to this date.

Professorial Staff

Dr. U. K. Sheth. -Appointed as Prof. Dir. of Pharmacology from 4th October 1973.

Dr. D. H. Deshpande—Appointed as Prof. of Neuro-Pathology from 8th February 1973.

Dr. (Smt.) V. R. Bhalariao—Appointed as Associate Prof. of Preventive & Social Medicine from 5th April 73.

Dr. (Smt.) J. S. Paintal - Appointed as Asstt. Prof. of Physiology from 6th September 1973.

Dr. (Smt.) S. Y. Sane - Appointed as Asstt. Prof. of Pathology from 1st October 73.

Dr. (Smt.) K. P. Kolhatkar—Transferred from L.T.M.H. as Asstt. Prof. of Preventive & Social Medicine from 16th July 1973.

Dr. (Smt) B. M. Vyas - Appointed as Asstt. Prof. of Pathology from 2nd April 1973.

Dr. (Smt.) R. R. Shroff—Appointed as Asstt. Prof of Pathology from 2nd April 1973.

Educational Programme

153 Candidates were admitted to the M.B.B.S. course during the year under report. Three Overseas candidates were nominated by the Government of India to the reserved seats and 42 students were admitted from Scheduled caste/scheduled Tribes & other Backward Classes.

The number of Undergraduate students on the rolls at the close of the year were 983 out of which 333 were female students.

The number of Post-Graduate Students including Research students were 716 out of which 302 were female students.

There were 1,704 students on the rolls, out of which 78 were overseas students.

In addition to undergraduate teaching, Post-graduate courses were conducted for M.D., M.S., D.O.M.S., D.A., D.V.D., D.P.M., D.C.H., D.G.O., F.C.P.S., D.O.R.L., M.Sc. (Biochem), M.S. (Animal Physiology), M.Sc. (Microbiology).

Research Activities

A number of Research Projects were undertaken in the College and Hospital under the auspices of Indian Council of Medical Research, National Institute of Health, U.S.A. The K. E. M. Hospital & Seth G. S. Medical College Research Society & through the help of some Pharmaceutical firms, Social Rehabilitations, Service Project (V. R. A. Project), U.S.A. Government, etc.

There are three Hostels attached to the Seth G. S. Medical College. Male Students Hostel in the College Premises has 148 rooms. Ladies Students Hostel has 35 rooms, and Male students Hostel situated at Naigaum has 56 rooms. All the rooms were fully occupied during the year 1973-74.

K. E. M. Hospital & Seth G. S. Medical College**Research Society**

The research Society which was established in 1952-53 with a view to promote research in various medical branches continued to make satisfactory progress during the 1973.

The Society sanctioned for various research projects Rs. 38,871.64 & Rs. 39,650 for 1972-73 & 1973-74 October—September period respectively. Over 25 research projects are being supported by the Society during 1973-74 and there are about 75 drug trials and research schemes supported by Pharmaceutical firms being conducted under auspices of the Research Society.

Prof. V. Ramalingaswamy delivered the first Dr. P. C. Bharucha Memorial Lecture on 24th November 1973.

Library

With the increasing number of both undergraduate and post-graduate students and research workers it has become necessary to increase the number of books and also to improve and provide additional facilities, of reading space.

Additional budget provision was made to purchase more books and to subscribe for new periodicals. This helped both undergraduate and Post-graduate students of the college and hospital staff to keep abreast with the modern development of various branches of medical science.

The total number of journals subscribed this year were 290. This included 20 new journals added during this year.

During the year under report 447 books were added to the library.

Total number of books presented by Donors is as under:—

Dr. (Mrs.) P. E. Bhārucha	54
Ciba of India	11
Shri Vijaykumar	1
Mrs. Kamala P. Kotinis	1
Hamilton Bailey Memorial Fund	8
Dr. L. P. Shah	2
Messrs. Geigy Ltd.	4
Times of India	3
Donated in Memory of Late Dr. Miss Shubba Rao	36
Dr. J. B. Dharani	2
Total	69

Our grateful thanks are due to these donors.

Gymkhana Activities

1. The Musical Eve was held on 13th September 1973 & was a grand success.
2. The Students worked very diligently during the nurses's strike in November 1973.
3. The Hiking Club went to Pindhari glacier for a trek during May 1973, and two students went Abu for the basic Mountaineering course.
4. The College Week Celebration were held from the 25th Jan. to 3rd February, and included all the usual events. A new feature being a show by a Hypnotist and a movie at Sharda.
5. The Sports Day was held on the 24th Jan. and was largely attended by Staff and students. The Chief Guest on the occasion was Dr. P. K. Sen and Mrs. Sen gave away the prizes.
6. The 'BOB' a monthly college magazine was introduced by the Wall-paper and Magazine Deptt.
7. The College Elections were held on 12th March 74 and were keenly contested.
8. The College canteen is being run by the Gymkhana satisfactorily.

Department of Anatomy Seth G. S. Medical College

The following researches were carried out in the department during the year 1973-74.

1. Study of Morbid Anatomy and Micro Anatomy of certain organs during the various stages of Human Development.

Dr. K. D. Desai, Dr. P. K. Gandhi

2. Correlation of length of long bones of cadaver with height, to find the cadaveric Index.

Dr. I. M. Mehta, Dr. C. K. Parikh

3. Temporary sterilisation of the man by Intra-vascular contraceptive Device.

(I. V. C. D.)

Dr. M. L. Kothari, Dr. D. S. Pardhanani, Dr. Mahendrakar.

4. Reversible procedures following vasectomy (Vasovasa) anastomosis.

Dr. D. S. Pardhanani, Dr. M. L. Kothari

Administration

1. Dr. D. N. Pai continued to be incharge of the administration of the Internship programme for Seth G. S. Medical College.
2. D. N. Pai is associated with the W. H. O. Clinical research centre as an expert in epidemiological investigations.
3. Medical Social Service Department is administered by the Department of Preventive & Social Medicine and Dr. Pai is assisted by Dr. (Smt.) Bhalerao and (Smt.) H. L. Shah. They are supervising & looking after the problems of the staff doing medico social work at these institutions.
4. Dr. D. N. Pai is assisted by Dr. Desai in the conduction of National Service Scheme of the University of Bombay.

Research

Completed:—

1. Review of voluntary sterilisation as a component of Family Planning Programms—Dr. D. N. Pai.
2. Religion as a variable in sterilization—Dr. D. N. Pai.
3. Mass vasectomy camps an evaluation—Dr. D. N. Pai.
4. Analysis of 3,228 abortions done during 1972-73—Dr. D. N. Pai.
5. Menstrual Regulation an analysis of 4,000 cases.—Dr. D. N. Pai.
6. A Study of 100 cases of complications after vasectomy—Dr. D. N. Pai
7. A controlled trial of suction abortions of different types—Dr. D. N. Pai, El. al.
8. Laparoscopic clipping as a method of female sterilization—Dr. D. N. Pai El. al.
9. Study of Social obstetrics in teaching & private hospital—Dr. Desai.
10. Attitude and knowledge survey of college teachers on sex education—Dr. Abraham Joseph.
11. Survey of eye injuries at relief work centres at Bhir—Dr. A. S. Pochkhanvala.
12. Baseline survey of Kris'na Nagar & B. I. T. Community—Dr. M. P. Vidwans.

Incomplete:—

1. Socio—Psychological study and rehabilitation of all burns cases admitted in ward VIII during the year 1973—Dr. (Smt.) V. R. Bhalerao.

Department of Pharmacology

The Post of Professor & Head of the department of Pharmacology, held by Prof. U. K. Sethi was re-designated as that of Prof./Director of Pharmacology from 4th October 1973.

Seminars & Conferences attended by Staff Members. :—

1. Delivered a lecture at Glaxo Laboratories on 'Development of a New Drug' on 12th January 1973.
2. Delivered a lecture at Armed forces Medical College, Poona on 'Clinical Pharmacology of Diuretics,' on 19th February 1973.
3. Chairman, NSCT sub-group meeting on 'Development of Clinical Evaluation & Clinical Pharmacology Units in India', New Delhi, 30th April 1973.
4. Invited as a member of the Expert Committee for WHO meeting on Bioavailability of Drugs', at Geneva Switzerland-24 to 30th June 1973.
5. Participated & member of the organising committee of the First Pan-pacific conference of Allergology & VII convention of the Indian College of Allergy & Immunology held in Bombay from 8th to 10th October 1973.
6. Chairman, Panel Discussion on 'Oxolonic' at Banaras Hindu University, Varanasi 11th October 1973.

Dr. S. M. Karandikar, Professor of Pharmacology :—

1. Attended First Seminar on Laboratory Animals in March 1973 at Mysore, where he was invited to give a talk on 'Laboratory Animals in Biomedical Research'.
2. Attended and helped in the organization of the First Pan-pacific Conference of Allergology and VII Convention of the Indian College of Allergy and Immunology held in Bombay from 8th October to 10th October 1973.
3. Attended the 5th Annual Conference of the Society of Nuclear Medicine, India held at Bhubaneswar Orissa, in November 1973.
4. Attended the 6th Annual Conference of the Indian Pharmacological Society, at Hissar, Haryana, in December 1973, and presented a paper entitled "Adverse Drug reaction—monitoring, trials & tribulations"

Dr. S. R. Amladi, Associate Professor of Pharmacology :—

1. Attended the First Pan-pacific Conference of Allergology and VII Convention of the Indian College of Allergy and Immunology, Bombay from 8th to 10th October 1973.
2. Attended the VI Annual Conference of the Indian Pharmacological Society at Hissar, Haryana, from 30th December 1973 to 1st January 1974.

Dr. (Miss) K. M. Mogre, Lecturer in Pharmacology :—

Attended the VI Annual Conference of the IPS at Hissar, Haryana, and read a paper entitled "CS-10, a New Phlogistic Agent."

Dr. (Mrs.) S. A. Namjoshi, Lecturer in Pharmacology :—

Attended the VI Annual Conference of IPS at Hissar, Haryana.

The Following were obtained Post graduate qualifications during the year. :—

- Dr. A. B. Vardo, Lecturer was awarded M.D., in Pharmacology.
 Mr. S. R. Nair, from CSIR Research Unit, was awarded the degree of Ph. D. in Pharmacology.
 Dr. (Miss) H. L. Kulkarni, Clinical Pharmacology Unit, was awarded the Diploma in Clinical Pharmacology.
 Kum. S. P. Valera & Mr. N. K. Desai, from the research staff obtained the degree of M.Sc.

The following have registered for post graduate degree :—

For Ph. D. :

Shri K. K. Vora, M.Sc., Shri C. M. Prasad, M.Sc., Dr. G. P. Garg, B. V. Sc., M.Sc.

For M. Sc. :

Shri P. M. Naik, Shri S. B. Divekar, Kum. N. V. Rangnekar, Kum. Z. Vali, Kum. S. Ghorpade
Smt. T. N. Chinwalla, Shri M. R. Kelkar, Miss. Sabina Shaikh, Miss. Swati Kalmare.

The Pharmacology Research Unit and Clinical Drug Trial Unit of C. S. I. R. continued to operate in the Department. Total number of compounds screened for biological activity were 340. Total grant received from C. S. I. R. for both above units was about Rs. 17,83,000 for 1973-74.

■ Clinical Pharmacology Unit consisting of all Clinical wards and projects continued to operate under K. E. M. Hospital Research Society and received a total amount of Rs. 80,000 from CIBA Ltd., Rs. 1,00,000 from CIPLA Ltd., Rs. 1,00,000 from Unichem Ltd., and Rs. 40,000 from Boots Ltd., and Rs. 20,000 from Hoechst Ltd.

APPENDIX I

Tests carried out in Biochemical section in 1973.

	Total
(A) Liver Function Tests :	
(1) Serum glutamic—oxaloacetic—transaminase ...	1,588
(2) Serum glutamic—pyruvic—transaminase ...	1,588
(3) Serum Bilirubin (Total) ...	1,355
(4) " " (Direct) ...	1,355
(5) Serum Alkaline Phosphatase ...	1,355
(6) " " Pseudocholesterase ...	968
(7) Serum Protein (Total) ...	1,090
(8) " " (Electrophoretic Pattern) ...	585
(9) Serum Albumin ...	1,056
(10) B. S. P. Dye clearance ...	4
(B) Renal Function Tests :	
(1) Serum Electrolytes ...	635
(2) Urine Electrolytes ...	2,850
(3) Blood Urea ...	929
(4) Plasma Creatinine ...	24
(5) Uric acid ...	474
(6) Creatinine clearance test ...	24
(C) Miscellaneous tests :	
(1) Blood Sugar ...	914
(2) Serum Cholesterol ...	642
(3) R. A. Test ...	26
(4) Radio-immunoassay for Insulin ...	40
(D) Drug Levels Studies :	
(1) Plasma levels and Levels ...	65
(2) Plasma levels of Isoniazide ...	225
(E) New Techniques set up :	
(1) Sulphadiazine blood levels ...	
(2) Formaldehyde in Urine ...	
(3) Estimation of Cortisol ...	
(4) Estimation of 17-Ketosteroids ...	
(5) Free fatty acids in serum ...	
(6) Total lipids ...	
(7) Lipoproteins ...	
(8) Triglycerides ...	
(9) Estimation of prothrombin time ...	
(10) " " Kaolin cephalin time ...	
(11) " " Platelet adhesiveness ...	
(12) " " Platelet aggregation ...	

(F) Haematological techniques :

(1) Complete blood count	1,325
(2) E. S. R.	1,089
(3) Platelet counts	498
(4) Absolute eosinophils	242
(5) Retic counts	261
(6) Malarial parasites	2
(7) Puncture fluids	19
(8) Bleeding and clotting time	31
(9) L. E. Phenomena	4
(10) Urine Cell excretion	32
(11) Plasma fibrinogen	50
(12) Euglobulin lysis time	56

(G) Stool Samples

962

(H) Ova count

61

(I) Sigmoidoscopy :

(i) Rectal swab

(ii) Bowel wash

76

(J) Urine samples

170

APPENDIX II**Tests in Microbiology Section :**

	Total
No. of Urine cultures and Colony counts done	176
No. of Sputum cultured done	48
No. of Acid fast staining done	38
No. of Ascitic fluid cultures	13
No. of Throat swab cultures	3
No. of Miscellaneous swab cultures	8
No. of Bronchoscopy aspirates cultures	6
Antibiotic sensitivity testing with twelve antibiotics	227

Standardisation of Methods :

- (1) Oxalonic acid blood levels.
- (2) Chloramphenicol Blood levels.

APPENDIX III**List of Publications in 1973 :**

Paper either sent for publication or published read in 1973.

- (1) Role of dopamine in amphetamine aggregation toxicity in mice. S. R. Naik, P. Y. Naik, N. K. Dadkar and U. K. Sheth. *Ind. J. Med. Res.*
- (2) Novel C. N. S. Depressants—Synthesis and Pharmacology 3—Phenyl-Propionamides. P. N. Sengar, N. Banumati, V. S. Bhaskar Rao, U. K. Sheth and S. S. Mandrekar. *J. Med. Chem.*
- (3) Structure activity relationship of disubstituted piperazine compounds. N. K. Dadkar, C. V. Dahiwalla and U. K. Sheth—*J. Pharm. Sci.*
- (4) Role of monoamines in pentylenetetrazole induced convulsions in mice. S. R. Naik, Ratan S. Naik, Rucha A. Sheth and U. K. Sheth. *Ind. J. Med. Res.*
- (5) Synthesis and Pharmacology of N-amino-alkyl benzylamines. Y. S. Sudanandan, P. B. Sattur, U. K. Sheth and S. R. Naik. *Ind. J. Pharmacol.*
- (6) Novel C. N. S. Depressants and anti-inflammatory agents. N-3-Phenyl Propionyl-1,2-diphenylethylamine. N. K. Sogani, P. B. Sattur, U. K. Sheth and S. R. Naik. *Ind. J. Pharmacol.*
- (7) Mechanisms of Drug Interaction.—S. M. Karandikar. *Ind. J. Pharmacol.* January 1973.
- (8) Laboratory animals in biomedical research J. S. M. Karandikar (Article in proceedings of the 1st Seminar of Laboratory Animals held in March 1973 at Mysore.)
- (9) MAO Inhibitors and Anaphylaxis : In Aspects of Allergy and Applied Immunology.
- (10) Occurrence of the Common Grey Hornbill (*Tockus birostris*) in Bombay City. S. R. Amlodi, and J. C. Daniel. *J. Bombay nat. Hist. Soc* (1973) Vol. 70, No. 2, Page 378.
- (11) Sintamil—Tolerability and early clinical evaluation studies—CIBA symposium on Sintamil (1973).
- (12) Comparative action of Sintamil and Imipramine on salivation in human volunteers—CIBA symposium on Sintamil (1973).

- (13) Sintamil I. M. Tolerance Studies—CIBA symposium on Sintamil (1973).
- (14) Isoniazid inactivation in Indian children—Ind. Jour. Paediatrics 10,373, (1973).
- (15) Antipyrine half-life in Cirrhosis of liver—sent to Journal of Gastroenterology.
- (16) Long-acting corticosteroids in obstructive airway disease sent to Indian J. of Chest Diseases.
- (17) Sustained action bronchodilator in obstructive airway disease sent to Ind. J. Chest Diseases.
- (18) Long-acting antispasmodic sedative combination in obstructive airway disease—sent to Ind. J. Chest Diseases.
- (19) Combination of sulphamethoxazole and Trimethoprim in the treatment of lower respiratory tract infection—sent to Clinical Trial Journal.
- (20) Cephaloxin in respiratory tract infection. Am. Chest Journal.
- (21) Double blind trial of Mefenamic acid, Aspirin and Placebo in patients with post-operative pain. Ind. J. Med. Sciences.
- (22) Effect of food ingestion of certain clinically important biochemical investigations—J. Assoc. Physicians of India.

The following papers were read at the VI Annual I. P. S. Conference :

at Hissar, Harayana, held from 30th December 1973 to 1st January 1974.

- (23) Drug Surveillance Programme—trials and tribulations by S. M. Karandikar and U. K. Sheth.
- (24) The role of auto-immunity in liver cirrhosis by K. K. Vora, S. V. Gokhale, A. B. Vaidya, J. M. Mehta, M. J. Shah, Shanta Rao and J. K. Sheth.
- (25) Zaroxolyn, 2-methyl-1-3-(0-tolyl)-6-sulfamyl-7-chloro-1, 2, 3, 4-tetrahydro-4-quinazolinone a new diuretic : by Teresa Paul, Sumati Nair, Hema Kulkarni, J. M. Mehta and U. K. Sheth.
- (26) Dose-Response Curve with Zaroxolyn : by Teresa Paul, Sumati Nair, Hema Kulkarni, J. M. Mehta and U. K. Sheth.
- (27) Zaroxolyn v/s Hydrochlorothiazide—a cross over study : by Teresa Paul, Sumati Nair, Hema Kulkarni, J. M. Mehta and U. K. Sheth.
- (28) Studies on Bioavailability—A comparative study of the diuretic potency of 2 brands of frusemide: by Teresa Paul, Sumati Nair, J. M. Mehta and U. K. Sheth.
- (29) Role of Mono-amines in amphetamine aggregation toxicity in mice S. R. Naik and U. K. Sheth
- (30) Some biochemical effects of newer synthetic anti-inflammatory compounds : S. R. Naik and U. K. Sheth.
Paper read at VI Annual Conference of I. P. S., Hissar, Harayana 31st December 1973.
- (31) GS-10, a new phlogistic agent., K. M. Mogre, P. Soman, S. R. Amladi and U. K. Sheth
Paper read at VI Annual Conference of I. P. S., Hissar, Harayana 31st December 1973.
- (32) Effect of food ingestion on certain clinically important biochemical investigations in normal and cirrhotic patients by S. P. Valame, U. K. Sheth, et. all.
- (33) The Effect of MAO Inhibitors on anaphylaxis. Jayanti Alladi, Meena Dave and U. K. Sheth
Paper read at 'First Pan-Pacific Conference of Allergology and VII Convention of Allergology and VII Convention of the Indian College of Allergy and Immunology "held in Bombay from 8th October to 10th October 1973."

Publications :

A book entitled 'Textbook of Dental Pharmacology and Therapeutics' by S. R. Amladi, B. B. Gaitonde and M. S. Kekre, was published in 1973.
Publishers: New Literature Publishing Co., Bombay.

APPENDIX IV

Research work carried out in 1973 and continuing :

- (1) Primary Screening for biological activity of organic compounds (340).
- (2) Catapres derivatives for hypotensive activity (50 compounds).
- (3) Stress and Drugs on brain biogenic amines.
- (4) Anti-inflammatory and anti-arthritis activity of new synthetic compounds biological and Biochemical Parameters.
- (5) 4-Amino-antipyrine space in health and disease.
- (6) Magnesium metabolism in CCl₄ hepatic damage in rats.
- (7) Magnesium metabolism in patients with hepatic damage.
- (8) Role of dopamine in amphetamine aggregation toxicity.
- (9) Role of mono-amines in pentylenetetrazole convulsion in mice.
- (10) Effects of stress, adrenalectomy and steroids on brain cholinesterase.
- (11) Modifying factors in aspirin toxicity in mice.
- (12) Mechanism of hyperglycaemic effect of a new synthetic diuretic (Zaroxolyn) in rats.
- (13) CO-9333, phase I and II studies in ankylostomiasis.
- (14) Bioavailability of 2 brands of frusemide.
- (15) Zaroxolyn and carbohydrate tolerance.
- (16) CI-3315, Phase II studies as a major tranquillizer.
- (17) Epicillin in lower respiratory tract infection.
- (18) Colistin in Urinary tract infection.

- (19) Blood level studies of a new iron formulation given orally.
- (20) Zaroxolyn as a diuretic in hepatic cirrhosis.
- (21) Fazigyn in Amoebiasis.
- (22) GO-4416—hypotensive studies.
- (23) GO-2330—antidepressant pharmacokinetic studies.
- (24) Perhexiline in angina pectoris-phase I and II studies.
- (25) Drug surveillance projects.
- (26) Role of MAO inhibitors in experimental allergy and anaphylaxis.
- (27) Studies on GS-10, a new phlogistic agent.
- (28) Copper-Molybdenum biological antagonism.
- (29) Effect of audiogenic stress on reproductive cycle in female mice.
- (30) Antitussive studies in patients and Volunteers.
- (31) Oral contraceptives-metabolic studies.

DEPARTMENT OF BIOCHEMISTRY AND NUTRITION

1st M.B.B.S. :

During this period, 160 students in 1st M.B.B.S. Jr. and Sr. Class each worked in this dept. The arrangement of taking the practicals in small batches introduced last year proved beneficial to both students and teachers. It helped to improve teaching and established better contact of students with their teachers.

In April 1973: 173 students appeared for University Examination and 158 students passed

In October 1973: 15 Students appeared for University Exams. and 13 students passed

M.Sc. (By Papers) :

This year 12 students were admitted in M.Sc. (Part I) in June 1973. In May 1973 P. G. Students appeared and passed the University Examination as follows :-

M.Sc. Part I: Appeared ...Nine
Passed ...All.
(First Class 1, Second Class 6, Pass Class 2).

M.Sc. Part II: Appeared ...Eleven
Passed ...All
(First Class 1, Second Class 6, Pass Class 4).

M.Sc. (By Research) :

This year three students completed their M.Sc. by Research Under Prof. K. G. Tanksale and were awarded the degree by University of Bombay.

Lectures, Seminars etc. :

From this year lectures on the work of the students who have completed their research work for degree were asked to give a talk and so far 2 lectures were held. The programme will continue this year also.

Fellowships :

Prof. K. G. Tanksale, Head of the deptt. was awarded WHO Fellowship in Clinical Chemistry and attended WHO Advanced Course in Clinical Chemistry at Copenhagen (Denmark) (Report of the work done at this course is already sent).

Research Projects and other Activities :

Staff members of this department are taking keen interest in research activity and try standard methods with a view to take up research project. Under the auspices of WHO and in collaboration with the laboratories of our hospitals. This dept. is participating in WHO/CDC International Co-operative Programme for standardisation of Clinical Chemistry Norms.

Further Development of the Department Research and other Activities :

In order to bring the dept. in the time of the well developed Biochemistry depts. of other medical institutes (Like All India Institutes of Medical Sciences) and to keep pace with the research work in the Clinical Biochemistry, it is necessary to have more facilities in the dept. for which it is necessary to purchase more instruments and biochemicals, developed animal house and to encourage staff members to do research. In view of the fact that the cost of instruments and chemicals has almost doubled, more funds will be necessary.

DEPARTMENT OF MEDICINE

The Department of Medicine consists of two full-time teaching Units with the following sections under the Director-Professor of Medicine.

(1) Cardiology, (2) Gastro-enterology, (3) Haematology, (4) Diabetes, (5) Tetanus, (6) Neurology, (7) Radio isotopes, (8) Nephrology, (9) Cardiac catheterization, (10) Endocrinology, (11) Chest, (12) Newly founded clinic Arthritis and Sports Medicine.

ANAESTHESIOLOGY

The department extended its services to 22 Operation Tables. There was increasing demand for putting patients on Ventilators. Efforts are being made to start a respiratory care area. Facilities to increase the Central Oxygen Supply with the same object is being pursued. It is also proposed to have central Oxygen supply in Obstetric, Gynaec and Paediatric Surgery Wing.

Full time staff worked hard to maintain the essential and some routine services during the strike period. With more full-time Anesthesia Staff, more operation tables could have functioned during second strike.

New pattern of staff appointments is being worked out as suggested by the rationalisation committee. The weekly departmental meetings were well attended and were quite informative to the resident medical staff. Teaching and research activities were in full swing and was reflected in the University results of D. A. and M. D. Examinations. One Asstt. Professor was promoted as Associate Professor and one Asstt. Professor has been temporarily transferred to Nair Hospital on a leave vacancy as Associate Professor.

Following research work was continued:—

- (1) Management of renal shunt down.
- (2) Use of Katelar indental Anaesthesia.
- (3) Use of Katelar and I. M. Pentothal in Cardiac Catheterization.
- (4) Blood gas and PH studies and pulmonary vascular resistances in dogs following lung haemotransplant.
- (5) Study of K₁ changes, before and after cardio-pulmonary bypass.
- (6) Study of Urinary catecholamines during morphine Anaesthesia.

Two members of the staff attended the Annual Conference of Indian Society of Anaesthetists at Trivendrum and presented the papers. They actively took part in academic discussions.

ARTIST SECTION (Pathology)

(1) Patient's Photographs	751
(2) X-Rays	809
(3) Nurses Photographs	205
(4) Specimen	192
(5) Microphotographs	137
(6) Slides	8,276
(7) Book Copying	1,967
(8) Graphs, Charts and Diagram	701
(9) Operation Photographs	106
(10) Miscellaneous	352

DEPARTMENT OF SURGERY

(1) Clinical cases Photographs	802
(2) X-Ray reproductions	1,506
(3) Micro Photographs	30
(4) Specimen Photographs	8
(5) Slides 35 mm of Microphoto, X-Ray, Specimen, drawing, charts etc.	3,466
(6) Graphs and Lettering Charts	186
(7) Operation Photos (Coloured)	860
(8) Enlargements for Publications	728
(9) Book Reproduction for slides for Teaching use	669
(10) Miscellaneous	20

8,225

DEPARTMENT OF PHYSIOLOGY

During the year under report, 160 new students were admitted to the 1st M. B. B. S. Class in the June 1973. Regular Classes for the undergraduates were started from 1st July 1973. As soon as a topic was completed the students had to go through progress card tests in the subject matter of the topic different members of the staff. Credits were given for these progress card tests. A certain percentage of marks in terminal and preliminary Examinations was reserved for such card tests. Occasional tests in Theory and practicals were held to assess the students for the sessional marks to be sent to the University, to be added to their University results in the 1st M. B. B. S. Examination. Students were divided in batches of 20 for the purpose of elective work. Each batch was guided by one full time teacher in Physiology or Biochemistry.

The teaching in the subjects of Physiology, Anatomy and Biochemistry were integrated as far as possible so that all the three departments were tackling the same topic simultaneously.

Separate classes were held for D. O. M. S., Occupational and Physiotherapy and for the Nurses in addition to the regular classes for the undergraduates. Instructions and guidance was given to the post-graduate students in Physiology for their M. D. (Human Physiology) and M.Sc. (Animal Physiology) Courses. Special classes were also held for the undergraduates as per time table of the University.

The department took lectures in applied Physiology for the 3rd, 4th and 5th year students during a course of integrated lectures.

KING EDWARD VII MEMORIAL HOSPITAL

MEDICAL RECORD DEPARTMENT

IN PATIENTS DIVISION

Accommodation of patients and their particulars

The scheduled bed strength during the year was 1,450. As usual there was constant over-crowding in the hospital, particularly in the Children Wards and in the Female Surgical and Medical Wards.

During the year 1973 the average number of In-patients in the hospital were 1,698 as against 1,791 and 18,47 during the year 1972 and 1971 respectively. Even after strict scrutiny and restriction of routine admissions in order to control overcrowding the total number of patients admitted for hospitalization during the year under report was 56,317 as against 60,930 and 60,079 respectively during two preceding years. The average stay of In-patients was 11.00 days during the year under report as against 11.3 and 11.1 days in the year 1972 and 1971. The increasing demand for hospital beds thus continued.

Results of Treatment Indoor Patients

Out of total number of 58,138 patients including 1,821 brought over from the previous year 48,830 were Believed or cured 5,477 left the hospital either against medical advise or were otherwise discharged and 4,105 died (Excluding 362 still borns and Neonatal deaths). At the end of the year 1,547 patients were still in the hospital under going treatment.

Deaths Classified

Out of 4,105 deaths, 1,304 died within 24 hours of admission, 657 after 24 hours but within 72 hours of admission and the rest 2,506 deaths took place after 3 days or more from the date of admission. The figures are exclusive of 362 still borns and Neonatal deaths. Deaths rate was 13.6 as against 8.8 during the last year.

Total number of autopsies performed during the year under report was 1,815 as against 1,617 and 1,792 for the year 1972 and 1971 respectively. Autopsy rate was 29.8 for the year 1973 as against 38.2 and 40.2 for the year 1972 and 1971 respectively.

Confinements and Abortions

During the year under report the total number of confinements were 4,983 and abortions 1,287.

Operations

27,936 operations were performed on In-patients and 72,086 operations were performed on Out-patients.

OUT PATIENT DEPARTMENT

Out Patients Particulars

The total number of New cases issued during the year under report was 3,73,902 as against 3,94,152 and 3,78,015 in 1972 and 1971. The total number of Out-patient attendance (New and Old including Casualty cases) were 8,48,476 bringing the average total attendance 2,778 per day.

Casualty cases registered during the year were 33,926 as against 43,221 and 38,778 during the year 1972 and 1971 respectively.

The highest number of patients treated on a single day was 1,882 (excluding old cases) on 17-9-1973. The highest number of Casualty Cases treated on one day was 299 on 27-11-1973.

Decentralization

A few more Out-patient departments were decentralised as far as the issue of New O. P. D. Case papers was concerned during the year 1971. This system was found to be working out very satisfactory.

Medico Legal Cases

During the year under report the Resident Medical Officers attended the following Courts for giving evidence in Medico-Legal Cases:—

(1) Presidency Magistrates Court	1,350
(2) Sessions Courts	35
(3) Coroner's Court	1
(4) Motor Accident Tribunal	174
(5) Other Courts	30

During the year under report approximately, 1,161 depositions were filed in the Coroner's Court.

Medical Certificates

(1) Under Workmens Compensation Act	199
(2) Medical Opinion Certificates	8,499
(3) Injury Certificates to Police in Medico-legal cases (Free)	1,678
(4) Injury Certificates to patients in Medico-legal cases	150
(5) Certificates to Municipal Employees for Injury leave (Free)	57
(6) Certificates for insurance purposes	76
(7) Essentiality certificates for reimbursements of Medical expenses to Governments	700
(8) Accident Insurance Certificates	130
(9) Opinion Certificates to Municipal Employee (Free)	755

Charts

The Medical Record Department has introduced a system of making available various statistical information of this Hospital and Colleges by displaying charts. Different types of charts have been prepared and displayed in the Dean's Office. This gives up-to-date information.

Medico Social Service Department

The Medico-Social Service Department started functioning in this hospital from September 1954 with two Medico-Social workers. There are now 13 Medico-Social workers on the staff.

This Department is now centralised for proper distribution of work and is under the Professor of Preventive and Social Medicine.

The Lecturers in the Medico-Social work supervises the work of the other twelve Medico-Social workers.

During the year 1973 along with the routine work the following additional activities were also undertaken:—

- (1) Recreational and educational programmes for the Indoor Patients viz. Children, Ante-natal Ward patients, paraplegics and other physically handicapped patients. These were in the form of film shows, variety entertainment programme and library facilities.
- (2) Tailoring classes for the paraplegics and other physically handicapped patients.
- (3) Diwali and New Year celebrations were organised with the help of the student Social Workers.
- (4) Lectures to the Medical O. T. and P. T. Students were given as per the annual curriculum.
- (5) Supervision of the Social work students from Nirmala Niketan and T. I. S. S.
- (6) The monthly clinical meetings of all the Medical Social Workers are held where each one presents a case, or a paper from her own departments work.
- (7) During the year a film show was arranged for the In-Patient Children and sweets were distributed to them during Diwali and New Year Festivals.

Student Social Workers under the guidance of the staff Social Workers arranged group work activities in Gynaec and Obstetric Ward and Children Wards.

The Statistics of the case load handled by the M. S. W. during the year under report:—

(1) Medicinal and material aid	3,054
(2) Social case work	462
(3) Social investigations (Psychiatric)	886
(4) Referral to other Welfare agencies	90
(5) Arrangements for discharge In-patients from the hospital	194
(6) Child guidance Clinic and Mentally defective children clinic	204
(7) Orientation group sessions for psychiatric patients relatives	50
(8) Out-door bleeding sessions	40
(9) Voluntary donors, out door sessions	1,822
(10) Voluntary donors held in Blood Bank	551
(11) Cases for follow-up	70
(12) Institutionalisation	52
(13) Rehabilitation	95
(14) Family screening	82
(15) Adoption	5
(16) Research	625

ORTHOPAEDIC DEPARTMENT

This department is a full fledged Department with separate O. P. D. operation Theatres, Radiology Department, Plaster Room, and six wards with a capacity of 240 beds. The Operation Theatre and Radiology Department are provided, with air-conditioning units.

The following is the work done in the department during the year under report:—

(1) Out-door attendance	22,313
(2) Indoor-Admissions	3,789
(3) Average in-patients per day	399
(4) No. of operations on In-patients	8,754
on Out-patients	6,642

NEURO—SURGERY DEPARTMENT

New wing for Neuro-Surgical Department has been constructed in order to provide two air-conditioned operation theatres, one self-conditioned Radiological Unit and three-bedded air conditioned Recovery Room with an additional 18 beds.

During the year under report 1,403 new patients and 1,706 repeat patients were treated in the out-patient Department and 754 patients inclusive of referred cases were admitted as In-patients.

Special Radiological investigations were carried out in the department during the year under report

The following figures will give an account of Radiological and operative procedures done in the Department:—

(1) Operations	549
(2) Radiological investigations	2,842

Neurology Department

During the year under report 2,027 new patients were treated at the out patient Department and 527 patients were admitted as In-patients. 716 new cases were treated at the Epilepsy Clinic of the Department of Neurology. These figures exclude the case referred by the other services.

Gynaecology and Obstetric Department

The following is the account of work done in the Obstetric department during the year under the report

Total No. of O. P. D. attendance (New)	23,087
Total No. of Admissions	12,334
Total No. of Confinements	(1) Normal	...	4,453
			(2) Abnormal	...	490
				Total	4,943
Booked cases	5,231
Emergency cases	1,313
Abortions	Complete	...	557
			Incomplete	...	730
Total No. of Obstetric Operations	3,422
Neonatal & Maternal Mortality:—					
			Maternal death	...	27
			Still births	...	235
			Premature births	...	292
			Premature life borns infants	...	163

The following data gives the details of Gynaec attendance, admissions & Operations:—

Total No. of O. P. D. Attendance	14,391
Total No. of Admissions	2,948
Operations	Major	...	1,317
			Minor	...	803
				Total	2,120

Dr. N. A. Purandare Gynaec and Obstetric Research Centre.

In Dr. N. A. Purandare Gynaecological and Obstetric Research Centre cases of Gynaecological disorders of hormonal origin are being studied from the point of view of research, investigations and therapy. Oral contraceptive tablets are also being issued by the above centre:—

Special Investigations

(1) Amniotic Fluid studies	141
(2) Fibrogen	78
(3) Urinary hormones	Estriol level	...	823
			L. H. Level	...	8
			Pregnanediol level	...	105
			Estrogens	...	30
(4) 17 Ketosteroids and Ketogenic steroids	73
(5) G. T. C.	1,012
(6) L. T. F.	115

Laboratory Investigations

(A) Blood Group and Rh	7,057
(B) Rh Neg. Investigated for antibody etc.	247
(C) Immunised	12
(D) H. D. N. B.	415
(E) Listeriosis	380
(F) Liquor Amni	40
(G) V. D. R. L.	5,542
(H) V. D. R. L. +ve cases	85
(I) HB	5,300
(J) Urinary Infections	780
(K) Org. detected	110
(L) E. B.	514
(M) Cytology	1,980

Paper published:

(1) Causes and prevention of Rh immunisation

Urban Family Planning Centre & Post Partum Programme

The Post Partum Programme started functioning on 9th November 1970. The Urban Centre is now integrated with the programme. The following is the account of work done during the year under report:—

(1) New Cases:

1. I. U. C. D.	276
2. Oral Pills	494
3. Tubectomy	1,422
4. Vesectomy	184
					Total	2,376
(2) Revisited & followed up cases	3,682
(3) No. of acceptors of conventional contraceptive	942
(4) Total Attendance	7,000
(5) Conventional contraceptive distributed						
(i) Condom	11,160
(ii) Jelly	12
(iii) Diaphragm	Nil.

Family Planning

This Clinic is maintained by F. P. A. I. since March 1971. It has been undertaking service for oral contraceptives, I. U. C. D. Vasectomies, and other conventional sterilisation methods. It referred cases to Obstetric and Gynaec Departments for Tubal Ligation and termination of pregnancy.

Department of Preventive and Social Medicine.

(A) Family Health Clinic:

Total No. of days of clinic worked	305
Total No. of cases treated during the year	7,000
Daily average	22

(B) Family Health Centre:

Total No. of days the centre worked	150
Total No. of cases given full medical check-up	3,085
Daily average	20

The following laboratory investigations were carried out in the Clinics:—

R. B. C.	493
W. B. C. (T)	3,243
W. B. C. (D)	3,242
E. S. R.	582
Urine	996
Stool	788
Sputum	18
Semen	460
					Total	12,437

Slums Welfare Projects (at 2nd October Colony, Deonar, Mahalaxmi, I. E. Haines Road Sewarce, Worli.)

Dr. D. N. Pai
Dr. S. R. Prabhu
Dr. Irani.

Location:

The Slum centres are 5 in number located in various parts of Bombay. viz. Haines Road, Worli, 2nd October Colony, Sewarce, Deonar, Malwani Housing Board Colony, Malad and Lastly the Kamgar Krida Kendra at Tulsi Pipe Rd.

Functional Units of Slum Centre:

Slum centre as a whole works as a Preventive, Promotive and Curative health centre to dwellers of the slum locality in which it is situated.

- (1) Family Planning Unit : Interns Participate in running both the Units.
(2) Dispensary Unit :

Family Planning Unit carried out

- (1) Motivation of Public towards the use of Family Planning Methods.
(2) Vasectomy Camp which is run actively.
No. of Vasectomies Deonar 6-7 Haines Road 4-5
Malvani 2-3 Stadium 4-5
2nd October

The Functions of Dispensary Unit consists of:—

- (1) Registration of patient attending the O. P. D. i. e. referral to General Hospital. Name, Age, Sex, Diagnosis, Treatment
- (2) History taking with necessary details, examination findings etc.
- (3) Stress is laid on advise regarding Family Planning Nutrition, Immunisation, Personal hygiene and Environmental Sanitation.
- (4) Dispensing medicines and mixtures, dressings, injections.
- (5) Immunisation programme for Triple Antigen and Oral Polio is being carried out each month - for last 4 months at 3 Centres. Total immunisations per month is 180-200 doses of both Triple and Oral Polio:

	Deonar	Malvani	Haines Road
Distributions:	80-100	40-50	30-40
- (6) Nutritional supplements at Sukhdi is being distributed through Malvani Slum Centre by Mafatlal Organisation.

Work load of	Deonar	Malvani	2nd Oct. Haines Rd.	Stadium
CPD Patients per day	100-160	40-50	30-40	50-60 10-15

DEPARTMENT OF PSYCHIATRY

Activities

Activities in the department were in 3 fields— (a) Service to the patients, (b) Teaching, & (c) Research Service to the patient

O. P. D. was run on every day, each unit haing O. P. D. on alternate days. In 1973, total attendance at Out-patient department was 7,111. The total number of patients admitted were 892.

The therapy was given under the two headings— (a) Organic therapy, and (b) Psychotherapy. Under Organic therapy came Electroconvulsive therapy and Insulin sub-cutaneous therapy. 746 E. C. Ts. were given in 1973. 988 Insulin sub-cutaneous treatments were given Psychotherapy family therapy and social case work Group psychotherapy was given to Diabetic patients, patients with pain in abdomen, female patients with neurosis and alcoholics. Sex education therapy was given to patients with sex anxiety. Carbon-dioxide Abreaction therapy was given to 1561 neurotic patients. Groups were held orienting parents with mentally retarded children and epileptic children. Child Guidance Clinic was held four times a week in the afternoon and a team consisting of Honorary Assistant Psychiatrist Registrar, House physician, Social Worker and Psychologist conducted the clinic. 119 children attended Child Guidance Clinic in 1973.

2 Psychiatric Social Workers collected social data of 470 indoor patients and 316 out-door patients. Social case-work was carried out on 83 patients. Social Worker's jobs consisted of conducting family therapy, orienting parents with mentally retarded children and epileptic children and to guide mentally retarded children to the suitable institutions. They helped in rehabilitation of psychiatric patients.

Occupational therapists looked after indoor as well as out-door patients in occupational therapy department. 1,370 patients (indoor and outdoor) had 10,805 visits to the occupational therapy department. Occupational therapists gave work therapy, play therapy and attended Child Guidance Clinic.

2 Clinical Psychologists did psychological testing of indoor and outdoor patients. In the year 1973, 2,642 outdoor patients and 1,318 indoor patients were tested. The tests included Rorschach ink-blot, Minnesota Multi-phasic personality inventory, intelligence test, Bender Gestalt test, Taylor's Anxiety Scale, Hamilton Rating Scale for depression, Memory scale, Thematic Apperception test and Child Apperception test.

311 Electroencephalographic tracings were recorded in 1973. Polygraph machine arrived in latter half of 1973 and then 1 more technician was appointed.

Teaching

Those who received training in psychiatry were undergraduate medical students, postgraduate medical students, psychiatric social workers, clinical psychologists and undergraduate students for occupational therapy and physiotherapy, and nurses. Undergraduate students received lectures, demonstrations and clinics. Postgraduate students had their conferences twice a week. 3 students qualified for D. P. M. (College of Physicians and Surgeons of Bombay), and 4 students qualified for M. D. in Psychiatry of University of Bombay.

DEPARTMENT OF MEDICINE

The Department of Medicine made historic progress this year. In collaboration with the Departments of Surgery and Pathology, Renal Transplantation from a live donor was successfully carried out. Another advance was the successful procedure of balloon septostomy in critically ill infants suffering from transposition of the great vessels. The department of cardiology also developed low-cost indigenous cardiac pacemakers.

The reports of the individual sections are given below:—

Cardiac O. P. D.		1970	1973
New Cases	...	2,093	2,211
Follow-up cases	...	12,480	12,708
Total number of ECGs : 28,000 per year.			
Intensive coronary care unit:			
Total number of cases admitted	...	1,393	
Oesophageal ECG	...	32	
Balloon pacing	...	55	
Implantable pacemaker	...	9	
Cardiac catheter laboratory:			
Cardiac catheterization	...	228	
Angiograms	...	169	
Total		397	

* Includes 2 balloon septostomies.

Renal Unit and Artificial Kidney Division

The renal unit and its artificial kidney division has continued to make big strides. The renal OPD which is run by appointment on Thursday afternoons saw 878 cases during the year which included 70 new cases and 808 old cases. A record number of 831 dialyses were performed during the year under report. This included 165 peritoneal dialyses and 665 haemodialyses. The unit offered intensive care management to 164 patients of renal failure and drug intoxications, in the six-bedded Ward attached to the Unit. The much awaited germ-free sterile area to house patients of renal transplantation got ready during the year. The patients of end stage renal disease who are on initial rehabilitation programmes by regular dialysis treatment (RDT) will under go transplantation hereafter. A beginning has already been made, as one such waiting patient has been transplanted by means of a kidney offered by his mother recently.

G. I. Clinic :

Total number of patients seen	1,728
New patients	633	}
Old cases	1,095	

Biochemical investigations :

D-Xylose test	55
Faecal fat	83
C ¹⁴ 58B 12	52
Serum analysis	24
Serum iron	38
Gastric analysis	103
Serum iron binding capacity	38
Faeces Exam.	622

Radio isotope Section :

Radio-iodine tracer tests	612
B. M. R. Tests	569
Radio-iodine therapy	48
Thyroid scans	213
Steroid estimations	40
Yttrium 90 pituitary implants	5

Paediatrics (Medical) Departments :

Unit—I:

Care of sick Children :

No. of In-patients	4,353
No. of Out-Patients	22,725

Comprehensive Care of Well Children :

No. of Newborns	5,078
Under Fives Clinic, Naigaum	840
Under Fives Clinic, Prabhadevi	1,526
School Health Clinic	19,312

No. of passes in Postgrad. Examinations :

D. C. H.	22/35
Gold medal for one student	
M. D.	10/22

Educational Activities :

- (1) Continuing school education in Ward for admitted children.
- (2) Classes for Mothers in Family Planning, Nutrition, Prevention of Diseases, Sewing, Social Sciences Literacy, Film Shows, etc., for Mothers of admitted children and at Naigaum and Prabhadevi.

Most Common Problems :

Encountered still remain malnutrition & T.B., both of which are essentially preventable. This emphasises need for more education of parents.

Increased Diagnostic Facilities :

Ultramicro techniques have been instituted in Paediatric Biochemistry.

Student Teaching Programs :

Include—

- (1) Care of sick children
- (2) Care of well and sick newborns
- (3) Comprehensive care for Under Fives and School Children
- (4) Preventive and Social Paediatrics
- (5) Management of Physically and Mentally Handicapped Children.
- (6) Integrated Teaching Seminars/Conferences for
 - (a) Neonatology with Dept. of Obstetrics
 - (b) with Department of Preventive & Social Medicine
 - (c) with Department of Pathology

Plans for Future :

Sofar, only the basic care for well children is being given. It is hoped to expand this with clinical genetics and immunology, so that carefully considered scientific care can be given to improving the facilities and at the same time to promote teaching and research. As the birth rate falls, it will become essential to provide better care so that the child may live happily and usefully.

- 1) Daily ward rounds of paediatric and postnatal wards by senior staff.
- 2) Routine Q.P.D. twice a week for sick children, conducted on Monday and Thursdays.
- 3) Well Baby Clinic every Wednesday afternoon.
- 4) Follow up clinics for patients with Nephrotic syndrome and Rheumatic fever.

II) Teaching Programme :**A) Postgraduate :**

- 1) Journal Club - one hour a week.
- 2) Seminars - 1-2 sessions a week.
- 3) Clinical Case Presentation - Daily sessions.
- 4) Speciality Clinics on Cardiology and Neurology - 1 Session of each a week.
- 5) Guest lectures on Ophthalmology, Dermatology, Plastic Surgery, Pathology, etc., once a week.
- 6) Death Conference - once a month.

III) Undergraduate Teaching Programme :

1st Month : Didactic lectures covering important aspects of paediatrics, case history taking and physical examination, by senior staff members and registrars.

2nd & 3rd Month : Clinical case presentation.

Research Work :**Publications :**

- (1) "A three year analysis of cases admitted to a paediatric unit at a general hospital" by Kamal Lodhikar, Pravina Kandath, Mahrukh Joshi and M. P. Bhagat, in Press.
- (2) Chapter on Paediatric Emergencies written by Dr. M. P. Bhagat and Dr. M. F. Wacha in "Management of Medical Emergencies" edited by Dr. R. J. Vakil and Dr. F. Udroadis, 2nd edition in press.
- (3) Contribution by Dr. M. P. Bhagat and Dr. Mahrukh Joshi in "Text book of Medicine" edited by Dr. R. J. Vakil.

Working Progress :

- (1) A long term follow up of cases with rheumatic fever and nephrotic syndrome.
- (2) A clinical trial of "Phenipan" (Sandoz) in typhoid fever.
- (3) A study of acid base balance in neonates.

Paediatric Unit No. III :

Total number of paediatric admission	5,123
Total number of Paediatric admission in Unit III					
Male	1,044
Female	700
					<hr/> 1,744
Total number of Paediatric O. P. D. Patients					
Male	15,165
Female	11,087
				Total.	<hr/> 26,252
Total number of diabetic OPD Patients	20,400
Total number of Juvenile Diabetic patients	121
Number of patients in 1972	10
Total attendance in W. B. C.				New	2,302
				Old	5,604
				Total	<hr/> 7,906

Analysis of Paediatric Medical admission in percentage :

Gastrointestinal	18.9
C. N. S.	17.2
R. S.	14
C. V. S.	5.1
Malnutrition	13.3
Kidney	2.4
Cirrhosis of liver	0.5
Haematology	0.9
Poisoning	4.7
Miscellaneous	23.5

School Clinic attendance :

Total number of New cases medically examined	2,047
Old cases	15,828
Referred cases	1,386
			Total	19,261
Malnutrition	39
Resp. system including T. B.	13.7
Cervical lymphadenopathy	11.56
Gastrointestinal	5.99
Dental	8.89
E. N. T.	6.14
Ophthalmic	9.3
Skin	3.12
Miscellaneous	3.22

Inter disciplinary conferences :—

General paediatric conference	12 per year
Paediatric cardiology meetings	10 per year
Paediatric neurology meeting	52 per year
Preventive and Social Paediatric meeting	13 per year
Paediatric neonatology	40 per year
Clinico-pathological meeting	10 per year
Death conference	12 per year
Journal Club meeting	52 per year
Nurses lecture	10 per year
Papers published	4
Papers read at annual conferences	2
Projects under study	5

There were 4 students registered for DCH in June, 1973 and For M.D.(Ped.), 5 students have registered. Number of undergraduates taught clinical paediatric term over 3 months period.

Dr. Kumraj was appointed as acting in charge of Unit III on April 1972, during the leave period of Dr. R. J. Buhariwalla.

Endocrine Clinic:

1,283 new cases were seen in the OPD. Dr. S. D. Bhandarker, Hon. Physician-in-charge, attended a course on Scintigraphy at the Radiation Medical Centre of the B.A.R.C. in May, 1973. He also attended the 5th Annual Conference of the Society of Nuclear Medicine at Behrampur.

Diabetic Clinic:

We record here the tragic death of Dr. M. K. Dhirawani. Dr. Bhandarker has been appointed as Hon. Physician in-charge on 1st October 73. 1,393 new cases were seen in the OPD.

Chest Section:

We regret to record here again the tragic death of Dr. S. D. Store. The chest clinics are now managed by Dr. S. R. Kamat who has taken over as In-charge of the Chest Section. 1,547 new cases and 10,384 old cases were seen during the year. The number of cases seen in the Chest Clinic and the Asthma Clinics are increasing every year.

Investigations :

Bronchography	62
Bronchoscopy	48
Pulmonary function tests	725
Blood gas analyses	6,315

E. Special studies :—

(1) Ph, gas analysis and acid load test	5,729
(2) Blood volume studies	22
(3) Blood urine barbiturates	142
(4) Osmolarity (Blood Urine and Dial. fl.)	180
(5) Blood ammonia	143
(6) Creatinine clearance	434
(7) Methemoglobin	160
(8) L—Xylose and amylase	103
(9) B. S. P. clearance with hepatic blood flows	245
(10) Gastric analysis	82
(11) Heparin, protamin titration	161
(12) Sucrose tests	15
			Grand Total	82,950

V. R. A. DEPARTMENT**I. Long Term Prognosis after Acute Myocardial Infarction :**

Prognosis in A. M. I. has always been 'guarded' due to obvious reasons. It is quite common to see a mild uncomplicated case being lost suddenly due to a fatal arrhythmia where as a serious patient with several complications surviving and later leading a useful life. Peel's Index, however, has helped a great deal to determine the immediate prognosis. Determination of long-term prognosis and that too in the early phase of acute episode, say within two weeks, was still a matter of complete uncertainty. Because of this void in knowledge, we proposed to study simple parameters and correlated them with the progress of patients of AMI during an average followup period of 2 years.

Results :—

Simple factors like resting heart rate, systemic arterial blood pressure (Systolic, diastolic and pulse pressure), orthostatic and exertional response of systemic arterial pressure, heart size and Peel's Index, etc. were found to be of great value in determining fairly accurately the long-term prognosis in patients of AMI as early two weeks after an acute episode.

II. Use of a Yogic Exercise 'Shavasan' in the Treatment of Hypertension and patients of Ischemic Heart Disease.

Psycho-social tensions related to personal life situations and/or those inherent, in cultural circumstances have long been suspected as factors related to the pathogenesis of both coronary heart disease as well as hypertension. Available data indicate a detrimental effect of social and geographic mobility and urbanisation. Various psycho-social influences which accompany modernisation and cannot be dissociated from it, may be conditioning or aggravating risk factors in our society, particularly in cases who have coronary heart disease or proneness to premature coronary heart disease. To counter this stress of modern life, an age-old method of physical and mental relaxation by 'Shavsan' a yogic exercise, was studied. It was found to be extremely beneficial.

SCHOOL CLINIC DEPARTMENT

Municipal School Clinic worked in five departments viz., Medical Ophthalmic, Aural, Skin and Dental where the children from various Municipal Schools are medically examined. 2,248 new children and 14,630 old children were treated in the school clinic department in addition to 1,679 referred cases making a total of 18,557.

Common complaints and findings were malnutrition, anaemia, respiratory infections including T. B. Glands in the neck, T. B. etc.

The total expenditure incurred on School Clinic Department K. E. M. Hospital amounted to Rs. 94406 during the previous year.

FULL TIME DEPARTMENT OF SURGERY

The full-time Department of Surgery which has been created at these institutions in 1956-57 with the help of the Rockefeller Foundation, New York has continued to progress during the year under report (From 1st January 1973 to 31st Decemehr 1973).

VASCULAR CLINIC

Special Clinic is held on Monday at 1.30 p.m. to examine and investigate patient suffering from diseases of the Blood Vessels. Patients are screened for surgical operations at the clinic. Out-patient attendance during the year 1973 was 130.

THORACIC AND CARDIAC SURGICAL CLINIC

The Special Clinic is held on Wednesday at 1.30 p.m. in C. V. T. C., K. E. M. Hospital. Patients are investigated and screened for surgical operations. The Patients after surgery are followed up in this Clinic. The total out patients attendance during the year 1973 was 6,569.

TUMOUR CLINIC

The Clinic was started on 18-1-1974 for the patients suffering from Cancerous tumours. Following are the activities of this clinic:—

(1) O. P. D. on Friday (2.00 p.m. to 3.00 p.m.) in C. V. T. C. of K. E. M. Hospital. (The patients from wards are referred to O. P. D. for opinion). The treatment is planned and the operated patients are followed-up here. Many a time, members of the clinic are requested to see the patients in their respective wards because of the extremely poor general condition of the patients. A number of patients are referred for management of advanced malignant disease.

(2) A Tumour Registry is being organised. All the hospital patients with proved diagnosis of malignancy will be registered. Thus statistical data will be easily obtained and regular follow-up will be possible.

(3) In co-operation with Cancer patient's aid Society, costly treatment is made available for poor patients.

SPORTS MEDICINE CLINIC

This clinic is run on every Saturday morning at the C. V. T. C., O. P. D. from 9.00 a.m. to 11.00 a.m. It has treated over 400 sportsmen by now for various injuries, and other problems. It has been called upon to declare the physical fitness for various state and national teams and the doctors have been asked to officiate as medical officers at various school, university, state and national tournaments. It works in close association with the Orthopaedic and Physiotherapy Departments.

(1) **CRICKET** : 1. Official medical Officer to the touring M. C. C. team and to the Indian team.
2. Official Medical Officer for selection match (for Indian team to tour England).

(2) **KABBDI** : 1. Official Medical Officer at 2 National Championship.
—Jaipur,
—Asensol.
2. Also for State level tournaments at Bombay and Baramati.
3. Delivered a lecture on Physical fitness to state teams.

(3) **NATIONAL WRESTLING CHAMPIONSHIP AT BOMBAY.**

(4) **LONG DISTANCE SEA SWIM** : Organised by State.
Sponsored by State Body.

(5) **UNIVERSITY BOXING CHAMPIONSHIP AT BOMBAY.**

(6) **ALL BOMBAY SCHOOL ATHLETICS AT BOMBAY.**

(7) **MEMBERS OF THE MAHARASHTRA STATE SPORTS COUNCIL.**

Intensive care ward for General Surgical Patients:—

All seriously ill surgical patients and the patients after major general surgical procedures are kept in the Intensive Care Surgical Ward (23), for observation. At present only four patients can be accommodated here. Being near the Operation Theatre, these patients are under constant supervision of anaesthetists and the respective units. *Nursing staff trained* for intensive care is made available for these patients. The ward is equipped with central oxygen supply and suction. The patients needing ventilatory support for various conditions are treated in the ward by trained Anaesthesia staff.

List of Research Projects of Department of Surgery:—

- (1) Study of metabolic changes during and after extracorporeal circulation employing total dextrose electrolyts prime.
- (2) Study of Quantitative and qualitative changes in coagulation during and after open heart surgery under cardiopulmonary bypass.
- (3) Physiologic and Biochemical studies during experimental haemorrhagic shock with particular reference to its reversibility and management by autotransfusion.
- (4) Study of Bacteriological spectrum following thermal burns with special reference to their antibiotic sensitivity and effects of use of various modes of therapy.
- (5) Estimation of cardiac output (Radioactive method) exercise tolerance and Electrocardiograph before and after surgery of mitral valve.
- (6) Studies in Prolongation of survival of an isolated autoperfusing heart lung preparation with special reference to its application as a method of cardiac graft preservation.
- (7) Physiologic studies after allografting of left lung with simultaneous exclusion of right lung function.
- (8) Experimental and clinical studies in normothermic anoxic arrest during open heart surgery.
- (9) Clinical study and follow up of cases of Inguinal Hernia treated with sholdlice repair.
- (10) Study of Bacteriological spectrum in cases of perforative peritonitis.
- (11) Study of clinical profile of congenital and acquired arteriovenous communications.
- (12) Clinical investigations in patients with nonspecific aortoarteritis and their surgical management.
- (13) Clinical studies in a new modification of Distal lienorenal slunt for the management of Portal Hypertension.
- (14) Study of Lipid and Lipoprotein profile in peripheral vascular disease.

- (15) Study of selective lethal action of heat on malignant cells-experimental and clinical investigation.
- (16) Studies in estimation of incidence of a typical forms of mycobacterium tuberculosis infection in Chronic Cervical lymphadenitis in children.
- (17) Study of Histological changes in Foetal testis.
- (18) Clinical studies in symptomatic urinary tract infections in children.
- (19) Clinical study of the effect of parfenae suppositories on haemorrhoides Fissures and proctitis.
- (20) Assessment of Reversibility of vasectomy operation by special technique of Vas deference anastomosis.
- (21) Reversible Vas occlusion by intravasal Contraceptive Device.
- (22) Development of a new technique of clip-vasectomy.
- (23) Experimental study of Blood supply and lymphatics of vas deferens.
- (24) Study of Prostatic enzymes and antigen characterism in prostatic enlargement.
- (25) Study of Fibrinolysin levels in hydrocele fluid and fibrinolysin activity of Tunica vaginalis hydrocele
- (26) Studies in Parenteral Hyperalimentation for chronic abdominal, fistulae and intestinal obstruction
- (27) Studies in Lymphatic Drainage of Liver and effects of lymphatic ligation on portal pressure.
- (28) Studies in preparation of ALC and its use in prevention of allograft rejection.

Cardiovascular and Thoracic Operations :—

(1) Aortic valve replacement	9
(2) Mitral Valve	14
(3) Closure of ASD under CP bypass	20
(4) Closure of VSD under CP bypass	4
(5) Mitral Commisuratomy	175
(6) Total correction of Tetralogy of Fallot	11
(7) B. T. Shunts	11
(8) Ligation of PDA	14
(9) Miscellaneous including endoscopies	167
(10) Lung Resection	15
(11) Vascular operations	45
(12) Pace-maker implantation	3
(13) Pericardiectomy	2
(14) Resection of Aneurysms	4

Investigations carried out at the C. V. T. C. Laboratory During the year 1-1-1973 to 31-12-1973:—

(1) Haematological	44,797
(2) Clinical Pathology (Urine, Stool and Sputum) Biochemical Investigations	11,637
(3) Liver Function tests	21,850
(4) Kidney function	5,715
(5) Blood Sugar	5,303
(6) Lipids	5,333
(7) Coagulation studies	1,890
(8) Serum calcium	50
(9) Serum phosphorus	40
(10) Electrolytes	12,805
Histopathological studies	5,500 slides.
Cystological Examination	1,227 slides.

DEPARTMENT OF DERMATOLOGY AND VENEROLOGY

During the year under report 32,449 new cases inclusive of referred cases from other sections and 35,117 old cases were treated in the Out-patient Department and 486 cases inclusive of referred cases from other sections were admitted for the treatment. Department has a well equipped Laboratory wherein number of investigations were carried out for diagnosis of cases as well as for research purposes, as detailed below:—

(1) Urethral smear, Prostatic smear, T. G. T., C. S. and V. S.	680
(2) Blood count	40
(3) Urine examination	30
(4) Skin Biopsy	300
(5) Allergy patch testing	257

LEPROSY CLINIC

A Leprosy clinic is attached to the Department of Dermatology and Verology which is conducted by Greater Bombay Leprosy Control Scheme and the patients suspected to be suffering from Leprosy are examined at this Clinic. The following is the account of work done at this clinic.

New Patients	720
Repeat patients	2,083
New A. L. H. patients	14

ANALYSIS OF NEW PATIENTS

	Tuberculoid	Intermediate	Lepromatous	Total
Male	347	56	53	456
Female	160	11	14	185
M/Child	42	1	1	44
F/Child	34	1	...	35
Total	583	69	68	720

ANALYSIS OF OLD CASES

Male	1,144	110	130	1,384
Female	435	48	33	516
M/Child	79	15	6	100
F/Child	57	17	9	83
Total	1,715	190	178	2,083

Total attendance	9,873
Total working days	143
Average attendance	69.4
Bact. smear done	1,299
Negative	984
Positive	315
Sweat function test	133
Concentration test	1
Negative	1
Positive	Nil

DEPARTMENT OF RADIOLOGY

The work done at the department of Radiology during the year 1973 under report is as under:—

K. E. M. Hospital (Radiology) Department:—

Plain X-Rays	50,825
Cysto-urethrogram	173
P. E. Gs.	58
Angiography	98
Myelograms	50
I. V. Ps.	1,097
Hystero-salpingography	365
B. M. B. S. and B. E.	3,236
Total	55,902

K. E. M. Hospital (Department of Diagnostic Radiology):—

Cardiac cathetrization	228
Angio Cardiograms	169
Aortograms	199
Arteriograms	28
Lymphangiograms...	24
Venograms	45
Bronchograms	110
Spleno-portograms	84
Tomograms	92
Cholangiograms	10
Urograms	42
Animal X-Rays	74
Routine X-Rays	1,395
Total	2,489

Orthopaedic Centre (Radiology Department):—

Plain X-Rays	28,234
--------------	--------

C. V. T. C. (Radiology Department):—

Plain X-Rays	10,499
I. V. Ps.	1,030

Total	11,479
--------------	---------------

MEDICAL CHECK UP CENTRE

The Centre is gathering attention of the public and as many as 242 patients were examined, investigated and treated at the Centre during the year under report.

PHYSIOTHERAPY CENTRE AND SCHOOL

The Physiotherapy Centre and School started as a joint venture of Government of Maharashtra and the Municipal Corporation of Greater Bombay, Corporation sharing the major portion of expenditure. Now the entire cost is borne by the Corporation. Seth G. S. Medical College has been granted extension of affiliation by the University of Bombay for conducting a course leading to B. Sc. Degree in Physical Therapy from June 1967.

40 students were admitted in June 1973 out of which 37 are continuing the course in the F. Y., B. Sc. (P. T.) class. A total of 29 students graduated during the year (16 in April 1973 and 13 in October 1973) 63 Students are at present undergoing the training.

The following is the work carried out at the Centre during the year under report:—

	Patients referred	Treatment given
(1) Out Patients	6,407	83,266
(2) Special investigations at the Laboratory of Electrophysiology	233	
(3) Indoor patients—		
(i) Orthopaedic	3,074	1,10,811
(ii) Other specialities	4,053	1,122
Total	13,767	2,37,799

OCCUPATIONAL THERAPY SCHOOL AND CENTRE

The Occupational School and Centre continued satisfactorily during the year under report:—

School.—The School has been granted extension of affiliation by the University of Bombay for conducting B. Sc. Degree course in Occupational Therapy. The University has further approved 40 new students were admitted during the year under report. 34 passed in B.Sc. (O.T.) examination held in April 1973 and October 1973. There are now 31 students in First year and 23 students in the Second year and 10 casual Students.

Centre.—The number of patients treated at the Centre were 8,582 and 98,666 treatments were given in the wards and the Centre. The activities of the department have grown. 243 splints were made for the patients and an amount of 706.50 realised from the sale was credited to the poor box fund. About 73 splints were given free for the poor patients approximately worth 470.

The total sale of articles prepared by patients as a part of their treatments was Rs. 15,298.95 which was credited to poor box charity fund. Weaving section alone of our department recorded this year a sale of Rs. 13,329.95 out of which the expenses were Rs. 12,386.00. Thus it showed net profit of Rs. 853.95.

This year we sent 21 patients to participate in the games organised for the World Day by the Committee for the Disabled. Our patients brought 4 Gold, 5 Silver and 3 Bronze medals.

From November 1973 a new activity of Treadle Printing is added to our Department. Since then a lot of hospital printing work is undertaken by the Department.

Another activity of mending hospital linen is started as pre-vocational activity for paraplegic patients. The Department is in great need of additional space to expand further. Some staff members left their jobs for better prospects. On the whole there is constant progress in the departmental activities inspite of the shortage of space.

The following are the other centres recently established:—

1 Andheri, 2 Mulund, 3 Chembur, 4 Ghatkopar, 5 Kurla, 6 Bandra.

Prophylactic Immunisation Centre

The total number of patients treated during the year at the Centre was 32,690 as against 31,699 in the previous year. 8,054 new cases were registered during the year under report. 194 patients attended the Centre on 3rd May 1973, this figure shows the highest attendance on a single day. Besides anti-rabic treatment, immunisation against typhoid, cholera, plague diphtheria and small pox was also done at the centre.

Department of Pathology & Bacteriology

Central Clinical Laboratory:

2,18,710 laboratory investigations were carried out during the year 1973 in the Central Clinical Laboratory (Apart from ward and O. P. D. laboratories) on the material sent from the hospital as against 1,17,470 and 1,25,108 in the year 1972 and 1971 respectively. These investigations are grouped under the following:—

(1) Pathological investigations	18,798
(2) Bacteriological investigations	22,530
(3) Biochemical investigations	42,551
(4) Serological investigations	11,888
(5) O. P. D. No. 4 Laboratory	2,18,710

Following table shows the number of paraffin blocks prepared for histological examination from the autopsy material and surgical tissues from 1st January 1973 to 31st December 1973 together with the figures for the previous two years.

Year.	Block of postmortem organs.	Block of Tissues from the Surgical side of K. E. M. hospital & from outside.	Total
1973	12,790	11,579	24,369
1972	12,394	15,563	27,957
1971	13,580	16,574	30,

2,741 persons were directed for examination by H. O's Department from 1st January 1973 to 31st December 1973 out of which only 933 persons attended for examination. 368 persons did not give their stools, blood, etc., for pathological examination, and hence their reports are still pending. In all 466 fit and 159 unfit certificates were issued during the year under report.

Department of Neuropathology

Histopathology (Surgical),

Total No. of cases reported	Block made	Slides routine & Sp. stains.	Urgent smear reports.	External Surgical tissues
297	503	1,420	25	33

Histopathology (Autopsy):

Total No. of brains received	Block made	Slides & Sp. stains.	Monkey Brains received.	Rabbit brains received.
230	1,860	2,406	5	1

Neurochemistry.

(1) CSF Cell counts	1,009
(2) Protein by turbidimetric method-CSF	1,009
(3) CSF Sugar	1,009
(4) CSF Polyacrylamide gel disc electrophoretic protein patterns	130
(5) CSF Chloride	1,009
(6) Blood sugar	2,000
(7) Prothrombin time	200
(8) Serum total protein	30
(9) Urine metachromatic granules	20
(10) Serum paper electrophoresis protein pattern	30

Histochemistry.

(1) Serum oxrum acetate transaminase (SGOT)	240
(2) Serum pyruvate transaminase (SCPT)	240
(3) Serum creatine phosphokinase (CPK)	420
(4) CSF creatine phosphokinase (CPK)	12
(5) Total urinary aminoacids	10
(6) Urinary amonoacid chromatography	60
(7) Total mucopoly sacchrides	30
(8) Histochemical studies of enzymes
(a) ATPase, (b) Phosphorylase, (c) SDH, (d) NADH-nitro, BT-reductase,	35
(e) G. 6PD. Pt. with neuromuscular disorders	20
Normal individuals

80,748

SHANTILAL MATHURADAS BLOOD BANK

(Bombay Municipal Blood Bank)

The total number of blood samples including those from voluntary donors were 2,373 out of the blood samples collected 8,952 were from voluntary donors, 3,471 from relative donors, 2,213 from professional donors and 895 were the samples brought from other hospitals. An amount of Rs. 30,427.57 was spent out of the poor Box Charity Fund as payment to the Professional donors, on their refreshments, for purchase of Maharashtra Government Lottery Tickets which are given to the Voluntary donors and for other incidental charges. Number of bottles supplied during the year were 8,946 as per details shown below :—

(1) K. E. M. Hospital	7,971
(2) Other Municipal Hospitals	332
(3) Other institutions	381
(4) Private Hospitals	160
(5) Haffkine Institute	2
(6) Bottles discarded	185
(7) Supplied for Antescia	14

Dr. Jivraj N. Mehta Pharmaceutical Laboratory

Details of the manufacturing work done in the laboratory during the year 1973 are given below :—

Production :

(a) Transfusion bottles 500 mls. (9 different type)	1,35,296	
(b) A. C. D. Bottles 80 cc.	8,515	
(c) Other bottles: Distilled water 500 mls.	18,683	
Intra peritoneal solution A & B	9,960	
(d) Vials 10.50 M. 100 Mls. (12 different types)	13,463	
(e) Sterile solutions (6 different types in Litres)	554	Lts.
(f) Stains and solution for clinical use (10 types)	455	Lts.
(g) Miscellaneous items:		
(i) Bone (Wax) (Surgical)	4.6	kgs.
(ii) Enema & hand soap	1,215	Lts.
(iii) Repacking from bulk	1,443	Units.
(iv) Hand detergent soap	1,352	
(h) Saline Transfusion sets (Rubber & Plastic)	33,253	
(i) Bleeding sets	10,738	

Central Sterile supply service:

Sterilisation of following articles:

(a) Drums	40,390
(b) Trays	15,406
(c) Saline sets packets (Plastic sets)	17,258
(d) Boxes (Transfusion) & bleeding sets	10,180
(e) Transfusion Bottles 500 mls.	1,72,456
(f) Vials	13,463

Besides these, empties are sterilised for production sections:

Control Laboratory:

(a) Sterility tests	1,154
(b) Pyrogen tests	512
(c) Tests for contents	820
(d) Miscellaneous tests	44

Dispensary

The dispensing work carried out in the Dispensary during the year 1973 under report is as follows :—

		K.E.M.H.	C.V.T.C.	Orth. Centre	Total
(1) Out-patients	...	5,25,160	29,291	26,955	5,81,406
(2) In-patients	...	35,683	2,226	2,887	40,796
(3) Ordinary	...	1,780	13	41	1,834
Total	...	5,62,623	31,530	29,883	6,24,036

Advisory Medical Board

During the year under report, the Advisory Medical Board held 2 meetings of the Honorary and Professional staff.

Staff Society Clinical Meetings

The Society of the K. E. M. Hospital & Seth G. S. Medical College held 8 clinical meetings during the year when papers on the various subjects were presented, and eight guest lectures were also arranged.

Nursing Staff

During the year under report 83 students were sent up for General Nursing Part I Gr. 'A' Examination out of which 70 were successful. Out of the 74 students sent up for Part I Gr. 'B', 63 were successful. Out of the 20 students sent up for Part I Gr. 'A' & 'B' Examination, 17 were successful. Out of the 113 students sent up for Part II Examination, 87 were successful. Out of the 78 Nurses who appeared for the Midwifery Examination 69 were Successful.

The arrangement of sending nurses to the Kasturba Hospital for training in infectious diseases was continued during the year under report. 10 students nurses were directed to the Kasturba Hospital every month for a period of fifteen days.

The Bi-Annual Conference of the student Nurses was held by the T. N. A. I. at Indore in 1973 and two delegates attended the conference. They presented a model 'Paediatric Nutrition' at the exhibition and the same was awarded third prize.

The Bi-Annual conference of T. N. A. I. was held at Bangalore and two delegates attended the same.

Staff Nurse Smt. N. P. Patil was deputed for training in Psychiatry at the All India Institute of Mental Health Bangalore.

Staff Nurse Smt. N. S. Marathe has been deputed for B. Sc. Nursing course at J. J. Hospital, Bombay.

Staff Nurse Smt. Pankse was deputed for a refresher course in Paediatric Nursing at Chandigarh

Two Nurses of this hospital participated in an excursion to Mahabaleshwar-Goa.

Mayor's Awards were awarded to (1) Smt. U. S. Hegde, Staff nurse, (2) Smt. Fleur Bhiladwala, Student Nurse and (3) Smt. Alinda M. Rodrigues, student Nurse.

Smt. S. N. Bellimal, Matron and Smt. D. J. Mehta, Sr. Asstt. Matron continued to the members to work on the Maharashtra Nursing Council.

The total number of Nurses on the Staff during the year was 851 inclusive of the Superior staff.

The cost of the Nursing Establishment worked out to Rs. 293.94 per nurse per month.

Nurses Welfare Fund

The fund is built out of the subscription from Nurses and from donation received from generous people. It is managed by a Committee of which the Dean is an Ex-Officio President. The corpus of the fund amounting to Rs. 16,000 is held in Government Securities. The donated sums of deposited in fixed deposits. The interest on deposits is utilised for providing amenities to the Nurses such as subscription for periodicals, Variety entertainments, sports, paying bills for non-residential members for general lunches and also giving loans to the Nurses in their difficulty.

K. E. M. Hospital & Seth G. S. Medical College Employees

Co-Operative Credit Society

The Society worked satisfactorily during the year under report. The total number on the roll at the end of June 1973 was 1,818. The share capital amounted to Rs. 4,94,500/- on 30th June 1973 as against Rs. 5,11,710/- on the corresponding date of the previous year.

The amount of loans granted to the members was 2,12,695/- as against Rs. 18,05,060/- in the previous year. The net profit during the year ending amounted to Rs. 54,710.76 as against Rs. 55,616.35 in the previous year. The Society declared dividend at 9%.

The accounts of the Society upto June 30, 1973 were audited by the Government Auditors and the Society was awarded on 'A' Class Certificate.

Donations by Philanthropic Bodies & Persons:

A well wisher who desired to remain anonymous has donated an amount of Rs. 15,000/- to this hospital in the year 1963 in memory of (i) Smt. Kshemibai Vishandas Ramchandani and (ii) Smt. Parvatibai R. Ramchandani. The interest on this amount is being credited to the Poor Box Charity Fund maintained at this hospital and this amount will be utilized for the benefit of poor and needy patients.

Expenditure out of Poor Box Charity Fund:

Besides the expenditure incurred from Municipal Funds a sum of Rs. 83,876.49 was spend out of the Poor Box Charity Fund in the year 1973-74 as against Rs. 1,02,920.63 in previous year. This amount was mostly spent on costly drugs, blood transfusions, surgical appliances, travelling expenses of patients etc., for the poor and deserving patients of the hospital. Donation to the extent of Rs. 18,173.18 were received by the Poor Box Charity Fund from the patients, Philanthropic bodies, and individuals. In addition to cash donations small donations in kind were also received.

Expenditure out of the Hospital Budget Grant:

The total expenditure incurred on the maintenance of the hospital during the year Rs. 2,23,10,407/ including liabilities at the end of the year but exclusive of the cost of extension scheme amounted to Rs. 2,70,34,830 approximately. The expenditure was inclusive of the cost of maintenance and treatment of In-patients, Out-patients and Establishment charges on medical, nursing, administration and Labour staff as well as the cost of the Staff re-maintenance and repairs of the buildings.

New Construction & Expansion & Extension:**Works Completed:**

- (1) The work of extension of Cardio-Vascular Thoracic Centre completed.
- (2) Extension to Minor Surgery Department is completed.
- (3) Renovation and expansion of a separate ward for Neuro-Surgery Department is completed.
- (4) Air conditioning of Tetanus Wards Biochemistry Department and Laboratory of Medicine and Surgery Department completed.
- (5) R. M. O's Quarters.
- (6) Extension to Gynaecology Ward at K. E. M. Hospital.

Other Expansions:

- (1) Multi-storied Building in the compound of K. E. M. Hospital.
- (2) Nurses Quarters at Chamarbagwalla Road.
- (3) Extension over the Reproductive Centre Building.
- (4) Extension to Ophthalmic Ward.

Dr. C. K. DESHPANDE, M.D.

Dean,

K. E. M. Hospital & Seth G. S.
Medical College, Parel, Bombay 12.

APPENDIX NO. 1.

STATEMENT SHOWING THE DISTRIBUTION OF BEDS ACCORDING TO CLASSIFICATION OF DEPARTMENTS, SEX AND UNITS.

Departments	Head of the Units	Male	Female	Childrens	Unclassified	Total
MEDICAL Including Tetanus.	Dr. K. G. Nair 'X'	20	18	4	...	42
	Dr. J. K. Mehta	20	12	32
	Dr. (Miss) V. N. Acharya*	24	14	38
	Dr. A. F. Golwalla	20	12	32
	Dr. J. M. Mehta	20	12	32
	Dr. P. D. Anjaria & Dr. C. P. Dalvi	20	12	32
SURGICAL	Dr. P. K. Sen	10	3	13
	Dr. G. D. Adhia	19	5	24
	Dr. V. S. Sheth	19	5	24
	Dr. M. L. Vaze	19	5	24
	Dr. G. B. Parulkar	19	5	24
	Dr. R. A. Bhalerao	19	5	24
	Dr. A. B. Samsi	19	5	24
OPHTHALMIC	Dr. D. G. Mody	14	10	24
	Dr. B. T. Maskati	11	6	17
GYNAEC	Dr. V. N. Purandare	...	14	14
	Dr. (Miss) N. D. Motashaw	...	14	14
	Dr. M. R. Narvekar	...	14	14
	Dr. (Mrs) S. J. Joglekar	...	14	14
OBSTETRIC	Dr. V. N. Purandare	...	44	44
	Dr. (Miss) N. D.- Motashaw	...	44	44
	Dr. M. R. Narvekar	...	44	44
	Dr. (Mrs) S. J. Joglekar	...	44	44
SKIN & VENE- REAL	Dr. S. C. Desai	16	10	6	...	32
ORTHOPAEDIC	Dr. A. V. Bavdekar	40	27	13	...	80
	Dr. R. M. Bhansali	40	27	13	...	80
	Dr. L. N. Vora	40	27	13	...	80
AURAL	Dr. J. V. Desai	6	5	13	...	24
	Dr. S. R. Rege	6	5	13	...	24
PSYCHIATRIC	Dr. N. S. Vahia	16	4	4	...	24
	Dr. V. N. Bagadia	16	4	4	...	24
NEUROSURGI- CAL	Dr. H. M. Dastur	18	10	8	...	36
NEUROLOGY	Dr. E. P. Bharucha	22	6	4	...	32
PAEDIATRIC (MEDICAL)	Dr. (Mrs) P. E.- Bharucha	32	...	32
	Dr. M. P. Bhagat	32	...	32
	Dr. R. J. Buhari- walla	32	...	32
	Dr. K. S. Goleria	16	14	10	12	52
THORACIC	Dr. P. K. Sen & Dr. G. B. Parulkar	10	6	16
ISOLATION RESUSCITA- TION	ISOLATION	4	2	6
	RESUSCITATION	4	1	5
CARDIO-VAS- CULAR & THORA- CIC SURGERY	Dr. P. K. Sen & Dr. G. B. Parulkar	29	19	48
CARDIOLOGY	Dr. Ivan J. Pinto	8	6	...	10	24
	Dr. K. G. Nair	14	2	16

* These include 6 beds (4 + 2 female) for A. K. D. male

APPENDIX NO. 1—Contd.

Departments	Head of the Units	Male	Female	Childrens	Unclassified	Total
CHEST CLINIC	Dr. S. D. Store	13	11	24
PAEDIATRIC-SURGERY	Dr. P. K. Sen Dr. R. K. Gandhi	3 40	...	3 40
DRUG TRIAL (CIBA)	DRUG TRIAL (CIBA)	10	10
DRUG TRIAL (CIPLA)	DRUG TRIAL (CIPLA)	10	10
DRUG TRIAL (UNICHEM)	DRUG TRIAL (UNICHEM)	10	10
UROLOGY	Dr. D. K. Karanjawala	8	5	3	...	16
TOTAL		599	552	247	52	1,450

Medical beds are inclusive of beds for Tetanus Haemotology, Gastroenterology, Endocrinology and Diabetes as shown below:—

	Male	Female	Children	Total
Tetanus	10	6	4	20
Haemctology	4	2	...	6
Gastroenterology	4	2	...	6
Endocrinology	4	2	...	6
Diabetics	4	2	...	6

APPENDIX NO. 1A

Statement showing the Distribution of Beds According to wards, Services and Heads

Ward No.	Service	Name of the Head of the Service	Unit wise allocation of Beds	Total Scheduled strength of Ward
I.	Paediatric (Medical)	Dr. (Mrs.) P. E. Bharucha Dr. R. J. Buhariwalla	30 } 30 }	60
II.	Paediatric (Medical) Paediatric (Surgical) Psychiatric Psychiatric Neurology	Dr. M. P. Bhagat Dr. R. K. Gandhi. Dr. N. S. Vahia. Dr. V. N. Bagadia Dr. E. P. Bharucha.	30 } 18 } 4 } 4 } 4 }	60
III.	Paediatric (Surgical) Aural Urology	Dr. R. K. Gandhi. Dr. P. K. Sen. Dr. J. V. Desa Dr. S. R. Rago Dr. D. K. Karanjawalla	22 } 3 } 8 } 8 } 3 }	44
IV.	Medical (Female) Psychiatric Cardiology	Dr. K. G. Nair Dr. (Miss) V. N. Acharya Dr. P. D. Anjaria. & Dr. C. P. Dalvi Dr. V. N. Bagadia. Dr. K. G. Nair	17 } 12 } 12 } 4 } 2 }	42
IV-A.	Medical (Female) Psychiatric Neurology	Dr. J. M. Mehta. Dr. A. F. Golwella. Dr. J. K. Mehta, Dr. N. S. Vahija Dr. E. P. Bharucha.	12 } 12 } 12 } 4 } 6 }	46
V.	Surgical (Male)	Dr. V. S. Sheth Dr. G. B. Parulkar Dr. P. K. Sen.	19 } 19 } 10 }	48

APPENDIX No. 1A—(Contd.)

Ward No.	Service	Name of the Head of the Service	Unit wise allocation of Beds	Total Scheduled Strength of Ward
VI.	Surgical (Male)	Dr. A. B. Samsi. Dr. M. L. Vaze.	19 19	48
	Urology	Dr. R. A. Bhalerao Dr. D. K. Karanjwalla.	2 8	
VII.	Surgical (Male)	Dr. G. D. Adhia. Dr. R. A. Bhalerao	19 17	48
	Aural	Dr. J. V. Desa Dr. S. R. Rege	6 6	
VIII.	Surgical (Female)	Dr. P. K. Sen.	3	48
		Dr. V. S. Sheth.	5	
		Dr. A. B. Samsi.	5	
		Dr. G. D. Adhia.	5	
		Dr. G. B. Parulkar.	5	
		Dr. M. L. Vaze.	5	
Aural	Dr. R. A. Bhalerao.	5	48	
	Dr. J. V. Desa	5		
	Dr. S. R. Rege.	5		
Urology	Dr. D. K. Karanjwalla.	5	48	
IX.	Medical (Male)	Dr. P. D. Anjaria	20	40
		Dr. A. F. Golwalla.	10	
X.	Neurosurgery Neurology Psychiatric Psychiatric	Dr. H. M. Dastur	18	50
		Dr. E. P. Bharucha.	22	
		Dr. N. S. Valia	5	
		Dr. V. N. Bagadia.	5	
XI.	Medical (Male) Cardiology (Male) Medical (Male)	Dr. J. M. Mehta	20	40
		Dr. K. G. Nair	10	
		Dr. K. G. Nair	10	
XII.	Medical (Male)	Dr. (Miss) V. N. Acharya	20	40
		Dr. J. K. Mehta.	20	
XIII.	Ophthalmic	Dr. D. G. Mody Dr. B. T. Maskati	24 17	41
XIV-XIVA	Labour obstetrics	Dr. V. N. Purandare	44	182
	Ante-Natal	Dr. (Miss) N. D. Motashaw	44	
	Post-natal	Dr. M. R. Narvekar	44	
	Sterilization	Dr. (Mrs.) S. J. Joglekar	44	
	Prematurity		6	
	Post-Operative		18	
	Waiting Ward		23	
	Labour Ward		10	
	Septic ward		6	
	Side Room		3	
	Eclampsia		3	
	Receiving Room		2	
	Theatre		3	
			176	
Prematurity		6		
	Total	182		
XV & XVA	Gynaecology	Dr. V. N. Purandare	14	56
		Dr. (Miss.) N. D. Motashaw	14	
		Dr. M. R. Narvekar.	14	
		Dr. (Mrs.) S. J. Joglekar	14	
XVI & XVII	Plastic Surgery & Burns	Dr. K. S. Goleria.	40	52
			12	

APPENDIX No. 1A—(Contd.)

Ward No.	Service	Name of the Head of The Service	Unit wise allocation of Beds	Total Scheduled Strength of Ward
XVII & XVIII	Skin & Venereal Isolation	Dr. S. C. Desai	32 6	38
XIX.	Psychiatric	Dr. N. S. Vahia Dr. V. N. Bagadia.	11 11	22
XX.	Resuscitation		5	5
XXI.	Aural	Dr. J. V. Desai Dr. S. R. Rega.	5 5	10
XXII.	Tetanus	Dr. K. G. Nair	20	20
XXIII.	Thoracic	Dr. P. K. Sen & Dr. G. B. Parulkar	16	16
XXIV.	Drug Trial.	CIBA WARD	10	10
XXIV-A	Drug Trial.	Cipla Ward	10	10
XXIV-B	DRUG Trial	Unichem Ward	10	10
XXV.	Orthopaedic (Male)	Dr. R. M. Bhanjali.	40	40
XXVI.	Orthopaedic Female & Children	Dr. R. M. Bhanjali.	40	40
XXVII.	Orthopaedic (Male)	Dr. A. V. Bavdekar.	40	40
XXVIII.	Orthopaedic Female & Children	Dr. A. V. Bavdekar.	40	40
XXIX.	Orthopaedic (Male)	Dr. L. N. Vora.	40	40
XXX.	Orthopaedic Female & Children	Dr. L. N. Vora.	40	40
XXXI.	C. V. T. C.	Dr. P. K. Sen (General Surgery) Dr. P. K. Sen & Dr. G. B. Parulkar	4 44	48
XXXII.	Chest Clinic Cardiology	Dr. S. D. Store Dr. Ivan J. Pinto Dr. K. G. Nair.	24 24 4	52
XXXIII.	Neurosurgery	Dr. H. M. Dastur.	18	X 18
XXXIV.	Artificial Kidney.	Dr. (Miss) V. N. Acharya.	6	• 6
			Total	1,450

† These beds are under the Care of Paediatric (Medical)

X. Sex-wise distribution is as under :

Male	10
Female	5
Children	3

* Sex-wise distribution as under

Male	4
Female	2

The beds in Medical Wards—IV and IVA (Female) and IX and XI (Male) are inclusive of the following beds

(1) Dr. B. C. Mehta Haematology	Ward IX—4 Male	Ward IVA—2 Female
(2) Dr. S. D. Bhandarkar Endocrinology	Ward IX—4 Male	Ward IV—2 Female
(3) Dr. M. K. Dhirwani Diabetics	Ward XI—4 Male	Ward IV—2 Female
(4) Dr. B. D. Pimparkar Gastroenterology	Ward XI—4 Male	Ward IVA—2 Female

APPENDIX No. 2

Statement showing the particulars of Indoor and Out-door patients, the number of Operations performed etc during the years 1973, 1972 and 1971.

Particulars	1973	1972	1971
(a) In-patients—			
(1) Schedule strength of beds ...	1,450	1,450	1,450
(2) Daily average number of In-patients ...	1,698	1,791	1,847
(3) Total number of new In-patients admitted ...	56,317	60,930	60,079
(4) Average number of days each patient was resident ...	11.0	11.3	11.3
(b) Out-patients—			
(1) Total number of new Out-patients attendance ...	3,73,902	3,74,152	3,78,013
(2) Daily average number of new Out-patients ...	1,225	1,292	1,240
(3) Total number of Out-patients attendance New & Old ...	8,47,476	7,52,098	7,55,180
(4) Daily average number of Out-patients attendance ...	2,779	2,466	2,476
(5) Number of Casualty Patients ...	33,926	43,239	38,788
(c) Operations—			
(1) Total number of Operations on In-patients ...	27,936	27,239	26,331
(2) Total number of Operations on Out-patients ...	72,086	47,371	42,879

APPENDIX No. 3

Statement showing the In-patients treated in the K. E. M. Hospital during the year 1973 with the classification according to Depts. Sex, Age, Discharges & Deaths.

Department	Unit	Sex	In the Hospital at the mid-night of 31st Dec. 1972	Admitted during the year 1973	Total treated	Discharged during the year 1973	Died during the year 1973	In the Hospital by the midnight of 31st Dec. 1973
Medical	.. I	Male	34	1,411	1,445	1,200	203	42
		Female	14	579	593	492	86	15
Medical	.. II	Male	60	1,471	1,531	1,307	198	20
		Female	27	700	727	612	103	12
Medical	.. III	Male	25	1,348	1,373	1,200	153	20
		Female	19	603	622	549	65	8
Medical	.. IV	Male	45	1,641	1,686	1,389	256	41
		Female	34	899	933	788	129	16
		M/Child	7	266	273	176	91	6
		F/Child	2	142	144	89	53	2
Medical	.. V	Male	28	1,173	1,201	1,015	154	32
		Female	7	514	521	446	65	10
Medical	.. VI	Male	38	1,325	1,363	1,165	157	31
		Female	19	619	638	534	87	17
Surgical	.. I	Male	38	1,432	1,470	1,357	86	27
		Female	7	397	404	346	50	8
Surgical	.. II	Male	41	1,516	1,557	1,432	106	19
		Female	10	492	502	445	50	7
Surgical	.. III	Male	22	1,276	1,298	1,189	89	20
		Female	7	352	359	306	47	6
Surgical	.. IV	Male	38	1,466	1,504	1,391	86	27
		Female	15	421	436	387	14	5
Surgical	.. V	Male	47	1,282	1,329	1,201	87	41
		Female	5	415	420	360	43	17
Surgical	.. VI	Male	29	1,421	1,450	1,288	125	37
		Female	10	392	402	336	55	11
Ophthalmic	.. I	Male	9	426	435	425	1	9
		Female	3	250	253	247	1	5
		M/Child	...	36	36	35	...	1
		F/Child	...	19	19	18	...	1
Ophthalmic	.. II	Male	18	448	466	455	...	11
		Female	13	244	257	251	...	5
		M/Child	...	27	27	26	...	1
		F/Child	...	16	16	15	...	1
Gynaec	.. I	Female	13	618	631	611	3	17
		F/Child
Gynaec	.. II	Female	11	1,024	1,035	1,013	7	15
		F/Child
Gynaec	.. III	Female	31	522	553	538	...	15
		F/Child
Gynaec	.. V	Female	15	784	799	787	6	6
		F/Child
Skin & Venereal	.. I	Male	18	341	359	344	2	16
		Female	6	99	105	98	1	6
		M/Child	...	23	23	20	3	...
		F/Child	...	23	23	21	...	2
Aural	.. I	Male	9	422	431	426	5	...
		Female	7	332	339	334	...	5
		M/Child	2	205	207	207
		F/Child	2	205	207	207
Aural	.. II	Male	8	419	427	424	3	...
		Female	5	375	380	379
		M/Child	8	253	263	262	1	...
		F/Child	1	222	223	223
Orthopaedic	.. I	Male	102	676	778	662	35	81
		Female	60	266	326	273	14	39
		M/Child	13	186	199	185	...	14
		F/Child	7	99	106	58	...	6
Orthopaedic	.. II	Male	95	673	769	644	25	99
		Female	32	218	330	284	7	39
		M/Child	17	206	223	214	...	9
		F/Child	7	80	87	81	...	6
Orthopaedic	.. III	Male	86	681	767	674	20	73
		Female	42	308	350	291	9	50
		M/Child	11	232	243	215	1	7
		F/Child	4	84	88	79	...	9

APPENDIX No. 3—(concd.)

Departments	Unit	Sex	In the Hospital at the midnight of 31st Dec. 1972	Admitted during the year 1973	Total treated	Discharged during the year 1973	Died during the year 1973	In the Hospital by the mid-night of 31st Dec. 1973
Psychiatric .. I	..	Male ..	16	298	314	304	1	9
		Female ..	9	119	128	125	1	2
		M/Child ..	1	28	29	29	—	—
		F/Child ..	1	19	20	19	—	—
Psychiatric .. II	..	Male ..	10	271	281	274	4	3
		Female ..	2	128	130	128	2	—
		M/Child ..	1	18	19	19	—	—
		F/Child ..	1	11	12	12	—	—
Neurology	Male ..	20	300	320	284	14	22
		Female ..	11	160	171	158	5	8
		M/Child ..	4	63	67	63	3	1
		F/Child ..	4	36	40	38	2	—
Neuro-surgery	..	Male ..	30	276	306	253	41	12
		Female ..	—	125	125	89	23	13
		M/Child ..	—	87	87	75	12	—
		F/Child ..	—	39	39	28	11	—
Paediatric (Medical) .. I	..	M/Child ..	23	902	925	763	141	21
		F/Child ..	9	659	648	519	110	19
Paediatric (Medical) .. II	..	M/Child ..	17	824	841	678	143	15
		F/Child ..	8	520	528	414	108	6
Paediatric (Medical) .. III	..	M/Child ..	18	1,009	1,027	850	158	19
		F/Child ..	22	588	610	506	95	9
Obstetric .. I	..	Female ..	36	2,530	2,566	2,526	6	34
Obstetric .. II	..	Female ..	41	2,799	2,840	2,786	11	43
Obstetric .. III	..	Female ..	28	2,046	2,074	2,048	4	22
Obstetric .. IV	..	Female ..	25	2,011	2,026	2,009	6	21
Plastic-surgery	..	Male ..	23	312	335	301	9	25
		Female ..	9	137	146	135	2	9
		M/Child ..	3	100	103	98	1	4
		F/Child ..	10	86	90	85	—	5
Thoracic-Surgery	..	Male ..	25	223	248	192	28	28
		Female ..	21	142	163	130	12	21
		M/Child ..	—	35	35	23	3	9
		F/Child ..	—	22	22	14	6	2
Cardiology .. I	..	Male ..	5	173	178	144	24	10
		Female ..	1	77	78	66	7	5
		M/Child ..	—	1	1	1	—	—
		F/Child ..	—	4	4	4	—	—
Paediatric-Surgery	..	M/Child ..	45	2,161	2,206	2,023	142	41
		F/Child ..	21	1,072	1,093	888	86	25
Asthma	Male ..	17	418	425	407	17	11
		Female ..	6	286	292	278	11	3
		M/Child ..	—	16	16	16	—	—
		F/Child ..	—	6	6	5	—	1
Urology	Male ..	—	100	190	187	3	—
		Female ..	—	38	38	34	4	—
		M/Child ..	—	—	—	—	—	—
		F/Child ..	—	1	1	1	—	—
Diabetic	..	Male ..	1	72	73	70	3	—
		Female ..	2	26	28	24	4	—
		M/child ..	—	—	—	—	—	—
		F/child ..	—	—	—	—	—	—
Gastro intestinal Clinic	..	Male ..	—	32	32	25	2	5
		Female ..	1	19	20	19	1	—
		M/child ..	—	1	1	1	—	—
		F/child ..	—	—	—	—	—	—
Haematology	..	Male ..	5	77	82	74	12	6
		Female ..	4	28	32	29	3	—
		M/Child ..	—	—	—	—	—	—
		F/Child ..	—	—	—	—	—	—
Endocrinology	..	Male ..	—	25	26	23	—	3
		Female ..	2	19	21	19	1	1
		M/Child ..	—	—	—	—	—	—
		F/Child ..	—	—	—	—	—	—
Total	Male ..	942	23,516	24,458	21,713	1,959	786
		Female ..	610	22,193	22,803	21,310	975	518
		M/Child ..	170	6,681	6,651	5,999	704	148
		F/Child ..	97	3,927	4,026	3,444	457	95
Grand Total	1,121	56,117	58,138	52,486	4,107	1,547

APPENDIX No. 4.

Statement showing the Out-Patients (New O.P. D., Casualty) in the K. E. M. Hospital during the year 1973
Classification according to the Department, Sex and Age.

Departments	Sex	O.P.D. New Cases	Casualty.
Medical	... Male	... 48,499	2,269
	... Female	... 22,462	1,034
	... M/Child	... 17	115
	... F/Child	... 13	75
Surgical	... Male	... 73,323	11,223
	... Female	... 20,612	2,327
	... M/Child	141
	... F/Child	66
Ophthalmic	... Male	... 15,805	2,630
	... Female	... 6,358	254
	... M/Child	... 1,267	100
	... F/Child	... 921	45
Gynaecology	... Female	... 14,391	70
	... F/Child	4
Dental	... Male	... 9,371	79
	... Female	... 6,484	17
	... M/Child	... 1,107	4
	... F/Child	... 832	5
Skin-Veneral	... Male	... 18,512	82
	... Female	... 6,220	6
	... M/Child	... 4,419	...
	... F/Child	... 3,298	1
Aural	... Male	... 10,602	499
	... Female	... 6,517	159
	... M/Child	... 2,947	213
	... F/Child	... 2,340	144
Orthopaedic	... Male	... 12,691	5,437
	... Female	... 5,921	1,337
	... M/Child	... 2,459	1,061
	... F/Child	... 1,242	470
Psychiatric	... Male	... 4,070	22
	... Female	... 2,451	3
	... M/Child	... 358	1
	... F/Child	... 192	3
Neurology	... Male	... 1,069	2
	... Female	... 586	2
	... M/Child	... 240	...
	... F/Child	... 132	...
Neuro-Surgery	... Male	... 725	8
	... Female	... 418	...
	... M/Child	... 239	...
	... F/Child	... 104	...
Paediatric (Medical)	... M/Child	... 14,572	517
	... F/Child	... 9,280	293
Obstetric	... Female	... 8,696	129
Dispensary Service	... Male	... 3,098	50
	... Female	... 1,065	30
	... M/Child	... 244	12
	... F/Child	... 100	6
Throacic-Surgery	... Male	... 230	...
	... Female	... 185	1
	... M/Child	... 37	...
	... F/Child	... 21	...
Cardiology	... Male	... 1,175	2
	... Female	... 927	...
	... M/Child	... 132	...
	... F/Child	... 109	...

APPENDIX No. 4 (Concl'd).

Statement showing Out-Patients (New O. P. D. Casualty) in the K.E.M. Hospital during the year 1973
 Classification according to the Department, Sex and Age

Departments	Sex	O.P.D. New Cases	Casualty
Diabetic-Clinic	Male	679	...
	Female	411	...
	M/Child	1	...
	F/Child
Gastro- Intestinal Clinic	Male	149	...
	Female	59	...
	M/Child	8	...
	F/Child	2	...
Endocrinology	Male	150	...
	Female	325	...
	M/Child	19	...
	F/Child	26	...
Epilepsy	Male	306	...
	Female	156	...
	M/Child	165	...
	F/Child	86	...
Asthama Clinic	Male	139	...
	Female	114	...
	M/Child	13	...
	F/Child	3	...
Paediatric-Surgery	M/Child	12,966	1,488
	F/Child	6,355	753
Plastic-Surgery	Male	177	509
	Female	140	70
	M/Child	85	73
	F/Child	76	41
Urology	Male	116	...
	Female	27	...
	M/Child	7	...
	F/Child	4	...
Hamatology	Male	9	...
	Female	3	...
	M/child	4	...
	F/child	1	...
Chest Clinic	Male	651	...
	Female	371	...
	M/child	23	...
	F/child	11	...
Sports Clinic	Male	181	...
	Female	38	...
	M/Child	3	...
	F/Child	1	...
Municipal Staff	Male	226	25
	Female	82	8
	M/child	13	11
	F/child	7	1
Arthritis Clinic	Male	73	...
	Female	74	...
	M/child	5	...
	F/child	3	...
Vascular Clinic	Male	136	...
	Female	76	...
	M/child	12	...
	F/child	10	...
Total	Male	2,06,562	27,998
	Female	1,13,336	5,690
	M/Child	44,233	6,144
	F/Child	29,021	3,189
Grand Total		3,94,152	43,221

APPENDIX No. 5

Statement showing the relative cost per In-patient and Out-patient per day during the year 1973-74 and previous two years

Particulars	1973-74	1972-73	1971-72
	Rs.	Rs.	Rs.
(a) Average cost per In-patient per day	29.04	26.61	24.34
(b) Average cost per In-patient admission	330.90	286.10	270.17
(c) Average cost per Out-patient attendance	6.72	4.82	4.21
(d) Average cost per Out-patient admission	11.47	9.27	8.34

APPENDIX No. 6

Statement showing the details of cost per In-patient for the year 1973-74 and previous two years.

Year	Diet	Drugs Dressings etc.		Stores and Linen		Heating and Lighting		Miscellaneous	Establishment	Repairs to Building and Engineerings		Total	
		Rs.	P.	Rs.	P.	Rs.	P.			Rs.	P.	Rs.	P.
1973-74	...	2.43	5.97	1.54	0.46	2.21	15.60	0.83	29.04				
1972-73	...	2.24	5.94	1.33	0.45	2.24	13.89	0.64	25.64				
1971-72	...	2.77	4.31	1.65	0.44	2.38	12.39	1.18	25.36				

APPENDIX No. 7

Statement showing the average cost of each New Out-patient admission for the year 1973-74 and previous two years.

Year	Drugs Dressings etc.		Stores and Linen		Heating and Lighting		Miscellaneous	Establishment	Repairs to Building Engineering		Total	
	Rs.	P.	Rs.	P.	Rs.	P.			Rs.	P.	Rs.	P.
1973-74	...	4.35	0.90	0.18	0.36	5.35	0.33	11.47				
1972-73	...	2.98	0.85	0.14	0.27	4.90	0.13	9.27				
1971-72	...	2.52	0.58	0.03	0.39	4.41	0.12	8.34				

APPENDIX No. 8

Statistical Information

Average age of students.	Year 1973-74	Year 1972-73
I. At the time of admission	18 Years	18 Years
II. At the time of Matriculation	16 Years	16 Years
<i>Marital status at the time of admission :</i>		
I. Married
II. Betrothed
III. Single	158	160
<i>Occupations of parents or guardians :</i>		
Service	53.75%	36.40%
Medical Profession	11.25%	15.00%
Legal Profession	3.75%	1.40%
Engineering	25.63%	3.00%
Miscellaneous occupation	5.62%	44.00%

APPENDIX No. 9

Annual Cost and Revenue

	1973-74	1972-73
	Rs.	Rs.
Total expenditure including expenditure on hostels	35,60,463.00	29,59,209.00
Revenue from tuition fees, and Miscellaneous receipts	2,75,008.00	4,04,635.79
Revenue from Post-graduate fees	67,390.00	70,265.67
Income from Hostel	50,998.00	53,797.10
Expenditure on Hostel	98,885.00	94,180.00
Gross cost per student	2,089.47	1,696.79
Net cost per student	1,858.61	1,424.55

APPENDIX No. 10

PARTICULARS REGARDING STUDENTS

Number of students in the different classes:—

Class	Male students	Female students	Total
1st M.B., B.S.	117	41	158
1st M. B., B. S. Casuals	15	...	15
2nd M.B., B. S. (1st, 2nd, & 3rd terms)	247	68	318
3rd M.B., B.S. (1st, 2nd, & 3rd terms)	125	55	180
3rd M.B., B.S. (Casuals)	4	3	7
Interns	101	59	160
Physiotherapy (B.Sc.)	18	55	73
Condensed M. B. B. S.	8	...	8
Total number of Undergraduate students	655	333	988
Total number of Post-graduate students including Research students	414	302	712
Grand Total	1,069	636	1,704

APPENDIX No. 11.

Result of various University Examinations.

Name of the Examination.	April 1973		October 1973		
	Appeared	Passed	Appeared	Passed	
1st M.B.B.S.	...	15	12	172	158
2nd M.B.B.S.	...	150	128	37	33
3rd M.B.B.S.	...	29	23	139	128
B.Sc. (Physiotherapy)	...	30	16	21	13
B.Sc. (Occupational Therapy)	...	27	19	19	15
M.D. (Medicine)	...	11	3	11	2
M.D. (Path and Bact.)	...	3	...	8	4
M.D. (Gyn. and Obst.)	...	19	10	19	11
M.D. (Pharmacology)	...	1	...	1	1
M.D. (Tuberculosis & Chest Diseases)	...	2	1	2	1
M.D. (Paediatrics)	...	14	11	7	3
M.D. (Skin Diseases)	...	2	1	2	1
M.D. Anaesthesia	...	6	4	5	3
M.D. Radiology
M.D. Prev. and Sec. Med.	...	2	...	2	1
M.D. Psychological Medicine	...	5	2	4	3
M.D. Human Physiology	...	2	2	1	1
M.L. Neurology	...	Nil.	Nil.	Nil.	Nil.
M.D. Cardiology	...	1	Nil.	3	2
M.S. Gen. Surg.	...	17	7	15	6
M.S. Orthopaedics	...	11	...	17	5
M.S. Human Anatomy	Nil.	...
M.S. Neuro Surgery	...	2	1	1	...
M.S. Thoracic Surg.	...	1	Nil.	2	2
M.S. E.N.T.	...	3	2	4	1
M.S. Paediatric Surgery	...	Nil.	Nil.	3	...
D.A.	...	9	8	5	4
D.V.D.	...	4	2	2	1
D.P.M.	2	1
D.P.H.	...	3	2	1	...
D.M.R.D.	...	5	2	5	1

APPENDIX No 11—(Concl.)

Result of various University Examinations

Name of the Examination.	April 1973		October 1973	
	Appeared	Passed	Appeared	Passed
D.M.R.E.
D.M.R.T.
M.Sc. Bioch. by Research
M.Sc. (Applied Bio.) by Research	...	3
M.Sc. Microbiology by Research	...	1
M.Sc. (Animal Physiology) by Research
Ph.D. (Microbiology)
Ph.D. (Animal Physiology)
Ph.D. (Applied Biology)
Ph.D. (Biochemistry)	...	1

Result of the various examinations of the College of Physicians Surgeons of Bombay.

Name of the Examination.	April 1973		October 1973	
	Appeared	Passed	Appeared	Passed
M.C.P.S.	...	1	3	3
F.C.P.S.	...	2	5	3
D.G.O.	...	25	14	5
D.C.H.	...	22	17	10
D.F.P.	...	4	5	5
D.O.M.S.	...	10	7	5
D.P.M.	...	6	7	4
D.M.R.E.	...	5	4	3
D.V.D.	...	5	—	—
D.O.R.L.	...	6	6	2
D.A.	...	3	1	—
D.Orth.	...	11	5	2
D.P.B.	...	2	2	2
Diploma in Clinical Pharmacology	..	—	1	1

SETH A. J. B. MUNICIPAL E. N. T. HOSPITAL

SUMMARY OF THE ANNUAL ADMINISTRATION REPORT SETH A. J. B. MUNICIPAL E. N. T. HOSPITAL

The annual Administration Report of the Seth A. J. B. Municipal E. N. T. Hospital for the year 1973-74

HOSPITAL

I—Expenditure :

(A) 1. Amount Spent on In-Patients	Rs. 8,07,558.34
2. Amount Spent on Out-Patient	Rs. 4,03,778.66
3. Total Expenditure excluding New works	Rs. 12,11,337.00
(B) 1. Average Cost per Patient per day (In-Patient)	Rs. 30.56
2. Average cost per Patient-admission (In-Patient)	Rs. 133.10
3. Average cost per Out-Patient's attendance	Rs. 4.35
4. Average cost per Out-Patient admission	Rs. 10.75

II—Results :

(A) 1. Scheduled Bed Strength	100
2. Daily average In-Patients in wards	72
3. Total number of Admission including those brought over from previous year	6,067
4. Total number of patients discharged	
(i) as Relieved	5,938
(ii) as unchanged	16
(iii) Left against Medical Advice	26
(iv) Expired	16
(v) Remained in the hospital on the last day of the year	71
5. Average stay of In-Patient in the Ward	(Days) 3.59
(B) 1. Total number of new Out-Patients admission	37,575
2. Daily average number of Out-Patients (New)	123
3. Total number of Out-Patients (New & Old)	92,715
4. Daily average number of Out Patients attendance (New & Old)	304
(C) 1. Total number of operations on In-Patients	5,667

III—Radiology—

1. Total number of X-Ray Films used	3,783
2. Total number of X-Rays taken	5,212
3. Total number of patients come for X-Rays	3,335
4. Total number of Screening done	3,777

IV.—Pathology :

1. Total Pathological investigations done	22,288
2. Total Histo-Pathological investigations done	1,224

V—Deficiencies :

1. Acute shortage of Labour Staff.
2. Acute shortage of space in hospital for further expansion.
3. Canteen facility could not be provided due to shortage of space.
4. Operation Theatres are not air conditioned.

SETH A. J. B. MUNICIPAL E. N. T. HOSPITAL

The Municipal Ear, Nose and Throat Hospital which was started in December 1962 at the Improvement Trust Building, 7 Napier Road Fort Bombay I, has been renamed as Seth Atmasingh Jassasingh Bapkebhari Municipal E. N. T. Hospital.

The Scheduled bed strength of the hospital is 100 and all beds were commissioned for. In patients admitted in the hospital during 1973. On 31st December 1973, there were 6,067 in-patients including in-patients of last year remaining. The average stay of a in-patient in the hospital was 3.59 days during the period. Out of total number 6,067 (5995 + 72) in-patient 5933 were relieved, 16 were unchanged (otherwise discharged), 16 expired leaving, 71 patients under treatment in the hospital on the last day of the year. 26 patients went against medical advice.

The highest number of patients admitted on a single day was 37 patients on 11th June 1973.

Out Patient Department

The total number of new case papers issued during the year 1973-74 was 37,575 and total number of out patients attendance (New 37,575 and 55,141 old cases) was 92,715 bringing the daily average attendance of Out Patients to 304. The highest number of Out Patient on a single day was 562 on 5th Nov. 1973.

Operative Work.

5,667 operations were performed on In-patients during the year 1973-74.

Pathology Department.

23,512 Clinicopathological investigations were performed in the year. Dr. A.R. Chitale (Part-time) pathologist, is in charge of the department.

Radiology Department

8,991 Radiological investigations were done during the year 1973-74; 3,783 X-Ray films were used & 3,777 patients were recorded for Screening.

Audiology Clinic.

4,036 Audiograms were recorded during the year & 63 Speech cases, 250 post operative audiograms were treated. An Audiology room for full comprehensive hearing tests of handicapped individuals is ready now. Service of speech and hearing Therapist are also available in this clinic.

Poor Box Charity Fund.

Cash boxes were kept in the hospital to enable the patients to drop in their voluntary contribution towards the poor Box charity Fund. An amount of Rs. 64,832.28 collected for the fund through these boxes during the year 1973-74. The fund so collected was utilised to provide hearing aids, tracheostomy tubes and free blood transfusions to the poor & deserving patients.

The amount collected is deposited in Central Bank of India Ltd.

The Major item on which the fund is expended is the payment for blood transfusions where the patients generally cannot afford to pay. In case of poor & deserving patients, blood is supplied at part/nil cost.

Dr. (Smt.) S. R. Mubhatkal, M.B.B.S., S.D.G.O., who was in charge of hospital administration and continued to hold the post of Assistant Medical Officer.

The Medical Staff consisted of Six Honorary Surgeons three Honorary Assistant Surgeons (Part-time), 4 E. N. T. Registrars, 6 House Surgeons, 1 (Part-time) Anaesthetist, 1 Junior A. M. O. (Anaesthetist), 2 Casualty Medical Officers, 1 Honorary Assistant Radiologist (Part-time), Pathologist (Part-time).

Nursing Staff consisted of 1 Sr. Sister, 6 Sisters and 24 Staff Nurses.

Dr. (Smt.) S. R. MUDBHATKAL,
Municipal A. J. B. (E. N. T.) Hospital.

APPENDIX I

Statement showing the particulars of Out Door Patients treated during the year 1973 at the A. J. B. Municipal E. N. T. Hospital.

(1) No. of New cases	37,575
(2) No. of Old cases	55,140
(3) No. of higher attendance on a single day	562 O. P. D. on 5th Nove. 1973.	
(4) Daily average No. of Out Patients's attendance	304.0	

Statement showing Out Patients (New and Old) treated in A. J. B. Municipal E. N. T. Hospital during the year 1973-74 with classification according to sex :—

Sex	O.P.D. New Cases	O. P.D. Old Cases	Total Attendance.
Male ...	17420	23964	41384
Female ...	10146	17575	27721
Male-child	5630	6937	12567
Female-child	4379	6664	11043
Total	37575	55140	92715

APPENDIX II.

Statement showing Indoor Patients, Operations, done etc. during the year 1973 at the A. J. B. Municipal E. N. T. Hospital.

(1) Schedule strength of Beds...	100
(2) No. of Beds Commissioned	100
(3) Total No. of New patients admitted	5995
(4) Average No. of days each patient was resident	3.59
(5) Number of highest admission on a single day	37 on 11-6-1973.
(6) Total Number of operations on in-door patients done	5667

Sex	Admitted	Discharged	Died	In the Hospital.
Male ...	2254	2207	9	38
Female ...	1729	1699	6	24
Male-child	1126	1120	1	5
Female-child	958	954	...	4
Total	6067	5980	16	71

Bai Yamunabai L. Nair Charitable Hospital & Topiwala National Medical College

Summary of the Administration Report of B. Y. L. Nair Charitable Hospital for the year 1973 74.

Hospital

The total expenditure incurred on the maintenance of the hospital including liabilities at the end of the year amounts to Rs. 1,36,07,344.64 approximately as against Rs. 1,27,94,116.82 for the previous year.

Donation to the extent of Rs. 9,512.80 were received during the year.

An amount of Rs. 18,464.02 was collected from the boxes kept in the wards and out-patients departments of the hospital.

An amount of Rs. 85,173.40 was spent from the fund towards Medicines, Drugs, appliances etc. for the poor patients.

College

The total expenditure of the College amounted to Rs. 26,65,197.65 during the year under report as against Rs. 28,73,746.13 during the previous year.

The net revenue of the College by way of Tution fees, miscellaneous receipts etc. amounted to Rs. 3,31,615.00 approximately as against Rs. 3,26,818.00 for the previous year.

RESULTS

Indoor Patient

Schedule bed strength	713
Daily average No. of patients	901.18
Total No. of inpatients treated	38,214
Total No. of patients discharged including 855 patients brought from the previous year	36,262
Total Number of deaths	1,915
Total number of operation performed on Indoor patients	11,801
Total No. of Post-Mortem	629

Out Door Patient

Total number of outpatients attendance	2,70,337
Daily average New O. P. D. attendance	886.35
Total No. of casualty attendance (Medico-legal)	10,661
Daily O. P. D. attendance Old and New	3,739.28
No. of operations performed on Out-patients	6,217

Deficiencies

Many deficiencies are experienced by these Institutions because of unforeseen difficulties which impede the implementation of the expansion programme chalked out for better medical care and smooth running.

Suggestions

The following are essential features and need to be implemented without delay if the expansion scheme is to be useful and successful (in order of priority).

1. 300 beds hospital.
2. A well planned and functioning Mortuary Block.
3. A modern and clean kitchen.
4. A Nursing School with Residential accommodation.
5. Administrative Staff Quarters.

Dr. M. S. KEKRE,

Dean,

B.Y.L. Nair Charitable Hospital
and T. N. Medical College,
Bombay 8.

**BAI YAMUNABAI L. NAIR CHARITABLE HOSPITAL
AND TOPIWALA NATIONAL MEDICAL COLLEGE
BOMBAY 8.**

Bai Yamunabai L. Nair Charitable Hospital and Topiwala National Medical College continued in rendering Medical Relief to the sick and the college imparting Medical Education to the student. The hospital has a bed strength of 713 beds.

Dean

Dr. M. S. Kerkre, M.B.B.S., M.Sc. (Med.) held the post of Dean, during the year.

Dr. S. V. Shevade, M.B.B.S. held the post of Assistant Dean throughout the year.

Dr. (Smt.) P. G. Hiranandani, M.B.B.S. held the Post of Asst. Medical Officer during the year.

Dr. (Smt.) S. A. Shetty MD., D.G.O., D.F.P., held the post of Jr. A. M. O. during the year.

Inpatient Division

The total number of patients admitted during the year was 38124 against 34855 and 32764 during the year 1972 and 1971 respectively.

On an average, the daily number of inpatients was 901.18 as against a schedule bed strength of 713.

The highest number of in-patients on a Single day was 1134 and highest number of admission on a Single day was 179.

Result of Indoor Patient Treated

Out of total number of 39069 inpatients including 855 brought from the previous year's balance, 36262 were discharged, 1915 died leaving balance of 892 patients at the end of the year.

Death Classified

Out of 1915 deaths 583 were within first 24 hours of admission, 275 were after 24 hours but within 72 hours of admission and the remaining 1057 died after a period exceeding 3 days from admission.

Post Mortem

629 Autopsies performed during the year 1973 as compared to 572 for the year 1972.

Confinement

During the year under-report the number of confinement was 3001.

Operations

11,801 Operations were performed on inpatients.

- Out Patient Department

The total number of O. P. D. attendance including Casualty patients during the year was 11,40,480 as against 13,07,051 for the year 1972 giving a daily average of 3739.28 against 4285.41 for the previous year.

The highest number of attendance on any one day was 5512 as against 6112 for the previous year. The highest number of new and old cases on a Single day was 1307 and 4464 respectively.

Medico Legal Cases.

During the year under report the Resident Medical Officers attended the following courts for giving evidence in the Medico-legal cases.

1. Presidency Magistrate's court	...	245
2. Session Court	...	17
3. Motor Accident Tribunal	...	65
4. Coroner's court	...	—
5. Other courts	...	27

During the year approximately 629 depositions were filled in the Coroner's Court.

Medical Certificates.

1. Under Workmen's compensation Act,	...	68
2. Medical Opinion Certificate	...	5,010
3. Injury certificate to Police (Free)	...	840
4. Injury certificate to patient's in Medico-legal cases	...	105
5. Certificate to Municipal employees for injury leave	...	200
6. Certificate for insurance purposes	...	23
7. Essentiality certificate	...	63
8. Accident insurance certificate	...	—

Department Medicine

Department of Medicine, consisting of six Medical units, two full-time units and four under Honorary Professor carried out its clinical teaching and research work during the year in its various sections, viz. Cardiology, Gastroenterology, Neurology etc.

Dr. V. R. Joshi, M.D., joined as the second Professor of Medicine in April 1973.

The following research work and papers were published by the staff members.

(1) *Dr V. R. Joshi.*—Abnormal precordial pulsations : Dr. V. R. Joshi, Dr. S. H. Advani and Dr. M. A. Ahmed, Maharashtra Med. Jour. Vol. XX : 107, 1973.

(2) *Dr Mrs. K. D. Nihalani.*—Arrhythmias in Myocardial Infarction : Jour. Current Medical Practice October 1973.

(3) *Dr. (Miss) P. Menon, Dr. L. R. Patel and Shri A. G. Pradhan, Dr. J. B. Prabhudesai.* Serum glutamic oxalocacetic transaminase in Tetanus : Jour. Ass. Phy. In. Vol. 21, October 1973.

Research projects under study.

1. Study of etiology of proteinuria in cases of T. B.
2. Study of Juvenile diabetics under auspices of Diabetic clinic.
3. Study of lipoprotein profile of diabetics.

Department of Surgery

Department of Surgery consists of 6 units in General Surgery (3) full time units and (3) units under Hon. Professors, Asst. Professors. In addition, certain number of beds are also reserved for specialities in cardiovascular Surgery, Thoracic Surgery, Urology, Nephrology, Genito-urinary, Gastro-enterology and Plastic Surgery.

Conference attended and papers read.—By Dr. S. K. Bhansali.

1. 33rd Annual Conference of Association of Surgeons of India, Trivandrum invited to be the principal speaker in a Symposium on "Thyrotoxicosis" (Management of Thyrotoxicosis in 214 cases).
2. 14th Annual Conference of Indian Society of Gastro-enterology.
3. 5th Asian Federation Congress, International College of Surgeons.
4. Invited to read a paper on "Nontoxic Goiters" at a scientific meeting of staff Society of J. J. Group of Hospitals and Grant Medical College.

Papers Published

1. Primary carcinoma of liver : A clinicopathological study of 39 cases, American Journal of Gastroenterology, 1973.
2. Solitary Nodules in Thyroid : A Study of 249 cases Journal of Post-graduates Medicine 1973.
3. Some Facets of nontoxic goitre. Indian Journal of Surgery, 1973.
4. Surgery in Pancreatitis, Indian Journal of Surgery 1973.
5. "Summation "Surgical considerations" (as a commoderator in a symposium on "Chronic Pancreatitis at the 13th Annual conference of Indian Society of Gastro-enterology 1972). Proceeding of the symposium on "Chronic Pancreatitis" 1973.

Others :—

(1) Recipient of a grant by T. N. Medical College and B. Y. L. Nair Charitable Hospital, Research Society for a research project "Thyrotoxicosis" evaluation of different modalities of Therapy.

(2.) Appointed to the Editorial Board of Indian Journal of Surgery.

The special work done by Dr. K. C. Mehta from January 1973 to December 1973 is as follows :—

1. Dr. K. C. Mehta was joint secretary in the Asian Conference of International College of Surgeon held at Bombay.

2. Dr. K. C. Mehta presented :—

(a) Papers on catheterless Prostatectomy.

(b) Films on :—

(i) Reanastomosis after Vasectomy.

(ii) Epididymo vasectomy.

3. Dr. K. C. Mehta was member of pannel for Symposium on "Control of Human Fertility".

Publication by Dr. P. M. Javeri

1. Ileal Atresia—A Case report published in "Current Medical Practice. Vol. 17, No. 7, July 1973 p. p. 327.
2. Attended conference of International Congress of Surgeons held in Bombay in November 1973, conferred Fellowship of International College of Surgeons and read a paper on "Mediasinal Tumours.

Publication by Dr. Kale.

Title	Author	Journal
1 Ileal atresia case report.	Dr. P. M. Javeri Dr. P. G. Kale Dr. P. J. Chibber	Current Medical Practice July 73, No. 7.
2 Non familial polyposis colon.	Dr. P. G. Kale	Current Medical Practice, July 73, No. 7.
3 Anural Surgical Emergency	Dr. P. G. Kale Dr. Kathuria	Current Medical practice, July 73, No. 7.
4 Volvulus of the defunctioning loop.	Dr. P. G. Kale Dr. Changalani Dr. K. C. Mehta	Current Medical practice, August 73, No. 8.
5 Primary Mucous producing Ad. Ca. renal pelvis.	Dr. K. C. Mehta Dr. P. G. Kale. Dr. Pradhan.	Indian Journal of Surgery (Accepted)
6 Perforation leading to biliary peritonities.	Dr. P. G. Kale	Current Medical practice (accepted)

The following papers were presented by Department of Surgery, F. T. Unit I.

Papers presented

1. "A New Prosthetic Heart Valve" Presented at the Cardiological Society of India, Bombay, on 15th September 1974 at Hotel Oberoi-Shereton.
2. "A New Prosthetic Heart Valve - its Evaluation for Clinical Use"—Presented at the 80th Quarterly Meeting of the Staff Society of T. N. Medical College and B. Y. L. Nair Charitable Hospital, Bombay, on December 20, 1973.
3. The following paper was accepted for presentation at Lisbon, Portugal at the Annual Conference of the International College of Angiology which was held between July 1973. "Cotton and Terecot Prosthetic Grafts over Thoracic Aorta in Dogs".

The Publications : e as under :—

1. "Special Surgical Problems of Diabetic Patients", in DAONIL Newsletter, No. 3, 1973.
2. Permission asked to translate article "A. Clinical Evaluation of the New Temptrol (Bentley) Disposable Blood Oxygenator" - by Kalke, B. R., Castaneda, A., and Lillehei, C. W., in "The Journal of Thoracic and Cardiovascular Surgery", 57: 679-687, May 1969, in Japanese and distribute the reprints.
3. Thesis presented for the Final Ph.D. degree of the University of Minnesota for the work done on the following subject: "Evaluation of a Double-leaflet Prosthetic Heart Valve of New Design for Clinical Use."

Dr. B. R. Kalke has been awarded Ph. D. degree of the University of Minnesota, U. S. A. in July 1973.

Department of Obst. and Gynaecology.

The Department of Gynaecology and Obst. consisting 3 units one full time unit and two units under Hon. Prof. and Asst. Profs. Each units functions twice a week from 8.00 a.m. to 10.30 a.m.

Research Work—Project under study:—

Research Office	Research Work.
Dr. E. J. Sequeira	... (1) Colposcopy
Dr. (Mrs.) R. M. Merchant	... (1) Hydrotubation in the treatment of blocked tubes. (2) Shirodkar's methods of Repair of prolapse uterus. (3) Blood pressure norms in Preg. in Indian Women.
Dr. (Mrs.) Shah	... (1) Role of Thyroid in infertility.

Research Officer	Research Work.
Dr. M. M. Domadia	<ul style="list-style-type: none"> ... (1) Vaginal cytology for screening of Cancer cases. (2) Urinary hormonal assays in high risk and abnormal pregnancies. (3) Serum Oxytocinase activity in "high risk" and abnormal pregnancies. (4) Prospective studies of primigravid patients with "floating head at term." (5) Prospective study of cases of "erosion cervix" (6) Propsective study of cases of "Medical Termination of Pregnancy."
Dr. Rayal	<ul style="list-style-type: none"> ... (1) Repair of prolapse during child bearing period by Shirodkar's technique. (2) To find out norm of blood pressure in Indian Pregnant Women.
Dr. Verma	<ul style="list-style-type: none"> ... (1) Histopathology of placenta in <ul style="list-style-type: none"> (a) Abnormal pregnancies. (b) Various period of normal Preg. (c) and in placenta where pregnancies are terminated with. (2) Detection of genital tuberculosis by Endometrial culture.

Publications

Dr. E. J. Sequeira	... (1) Use of Dexon sutures in Obstetrics and Gynaecology. To be sent for publication.
Dr. S. S. Thakur	... (1) Septic abortion. Current Medical practice. 17 : 229 : 1973
Dr. (Mrs.) Merchant	<ul style="list-style-type: none"> ... (1) Antenatal localisation of placenta by Ultrasonic Doppler Technique. Read a paper at Vth Asian Federation Congress and 19th Annual Conference of International College of Surgeons, Indian Section Bombay, November 1973. Localisation of Placenta by Ultrasonic Doppler - accepted for publication in J. of Asian Ferderation of Obst. & Gyn. Sept. 1973. "Etiological concepts of leomyoma vagina" J. of Obst. Gyn. of India, Vol. XXIII No. 6, December 1972.
Dr. (Mrs.) Shah	... (1) Sent for publication. Paper read before International College of Surgeons. "Estimation of foetal maturity.
Dr. M. M. Domadia	<ul style="list-style-type: none"> ... (1) Report of 2 cases of obstructed labour following cervicopexy operations. J. of Obst. and Gyn. of India Vo. XXIII February 1973 Page 106. (2) Review of Myomectomy operations done at B. Y. L. Nair Charitable Hospital from 1963 to 1972 Current Medical practice 17 : 308, July 1973. (3) Review of Cervicopexy operations done at B. Y. L. Nair Charitable Hospital from 1960-70 Current Medical practice 17 : 377 : August 1973.

Articles accepted for publication

- (1) Carcinoma of cervix with Preg. report of 11 cases accepted by J. of Obst. & Gyn. of India.
- (2) "Locked twins" accepted by J. of Obst. and Gyn. of India.
- (3) "Ectopic Pregnancy" a disease of diagnostic surprise" accepted by J. of Obst. and Gyn. of India.

Conferences attended.

Research Officer.	Research Work.
Dr. S. S. Thakur	(1) Attended the silver Jubilee Conference International College of Surgeons as a chief co-ordinator, November 1973. (2) Attended I. M. H. conference at Nagpur, July 1973.
Dr. Mrs. Merchant	(1) Co-ordinator, Gynaec and Obst. Session, Vth Asian Federation Congress and 19th Annual Conference of International College of Surgeons, Bombay November 1973. (3) Panel participant "Control of Human Fertility" at Vth Asian Federation Congress and 19th Annual Conference of International College of Surgeons, Bombay November 1973 Term. (4) Co-ordinator-Gynaec-Obst. Session 19th Annual Conference of International College of Surgeons, Bombay November 1973. (6) Second Bombay Obst. & Gyn. Congress December 1972. (7) Active Participant and member of Organisation Committee in Asian Federation Congress of International College of Surgeons, Bombay November 1973.
Dr. (Mrs.) Shah.	(1) Conference of International College of Surgeons, November 1973.
Dr. Vadekar	(1) Geriatric Gynaec. problem. (2) Pediatric Gynaec. problem.

Department of Pediatrics.

The department of pediatrics consisting of 2 units. Each unit functions on alternative days from 8.00 a.m. to 10.30 a.m.

The activities of the department are as follows :—

- (1) Indoor service.
- (2) Daily out-patients service.
- (3) Complete care of the newborns.
- (4) Child Welfare Centre.
- (5) Child Guidance Clinic.
- (6) Diagnostic Centre.
- (7) School Clinic.
- (8) Attendance at the postnatal OPD for the newborn follow-up.
- (9) Follow-up of 'Special Care' babies.
- (10) Research Projects.
- (11) Regular training programme for :—
 - (a) Undergraduates.
 - (b) Postgraduates.
 - (c) Interns.

Indoor :— (Ward 15)

Total Admissions	...	4,537
Deaths	...	457

O. P. D. Attendance

New Cases	...	30,993	(The actual number of old cases is higher as some of the pts. are prescribed treatment from outside or by OPD sister and hence cases are not registered in the hospital dispensary)
Old cases	...	92,289	
Total	...	1,23,282	

Neonatal Ward : (Ward 7)

Total deliveries	...	2,999
Deaths	...	214
Still Births	...	37

Newborn O. P. D. :

A Paediatric registrar attends the postnatal O. P. D. on Mondays, Wednesdays and Fridays. He advises regarding hygiene, feeding, weaning, immunization and family planning.

Follow up of Special Care babies :

All the premature babies and other 'High risk' babies are followed up in the neonatal ward on Tuesdays, Thursdays and Saturdays at 9.30 a.m.

School Health Clinic :

New Cases	...	2,154
Old Cases	...	20,203
Total	...	<u>22,357</u>

(41 School clinic patients were hospitalized and treated in Ward XV).

Diagnostic Centre : (Souter Street)

New Cases	...	219
Old Cases	...	1,928
Total	...	<u>2,147</u>

Child Guidance Clinic :

The activity of the clinic has been extended to six days a week from this year and in addition to the existing staff; a paediatrician attends the clinic by rotation. The clinic has been recognised by the College of Physicians and Surgeons for teaching of post-graduates and the D. C. H. course.

New Cases	...	233
Old Cases	...	47
Total	...	<u>280</u>

Child Welfare Centre :

Total attendance	...	2,067
Milk distribution	...	8,770 litres.

Immunizations :

	1st dose	2nd dose	3rd dose	Booster
Triple	277	175	127	84
Polio	406	245	184	260

367 home visits were made. 5 nutrition classes were held.

Publications :

- (1) Active Immunization : Tibrewala, N. S., Pai, P. M. The Bombay Hospital Journal. Vol. 1, P. 7 January 1973.
- (2) Evaluation of hearing in the newborn : Pai, P. M., Tibrewala, N. S., Indian Pediatrics, Vol. 10, No. 4, P. 239, April 1973.
- (3) New Light on emotional requirement in childhood. Tibrewala, N. S., Barnes, B., Pai, P. M. Swami Vivekanand Medical Mission, Vol. 1, No. 1, P. 46, April 1973.
- (4) Mesenteric Cyst—A Case Report : Tibrewala, N. S., Pai, P. M., Paediatric Clin. India, Vol. 8, No. 21, P. 81, April 1973.
- (5) Hurler's Baby : Pai, P. M., Tibrewala, N. S., Paediatric Clin. India, Vol. 8, No. 3, P. 143, July 1973.
- (6) Poland's Syndrome—A case Report : Tibrewala, N. S., Shanbhag S. D., The Bombay Hospital J. Vol. 15, No. 4, P. 53, 1973.
- (7) Accident Prevention in children : Israni Pushpa T., Tibrewala N. S., The Bombay Hospital Journal Vol. 15, No. 2, P. 35, April 1973.
- (8) Behaviour Problems in Children : Vinod Joshi, Bagree A, Tibrewala, N. S. : The Bombay Hospital Journal. Vol. 15, No. 2, P. 64, April 1973.

Papers :

- (1) Infections in the neonatal ward. Study of 6,860 Consecutive babies. Tibrewala N. S., Pai, P. M., Israni, P. T., Xth National Conference of Paediatrics, Trivendrum 1973.
- (2) Factors adversely affecting birth-weight. Tibrewala, N. S., Pai P. M., Acharya Y. S., National Conference of Paediatrics, Trivendrum 1973.
- (3) Evaluation of hearing in the neonatal period : Pai P. M., Tibrewala, N. S. X National Congress or Ped. Trivendrum 1973.
- (4) Serum Iron level in the new borns —its correlation with maternal serum iron levels. —Pai P. M., Tibrewala, N. S., Pradhan G. S. X National Congress of Ped. Trivendrum 1973.

Department of Dermatology and Venerology.

The department function Trice a week (Tuesday, Thursday and Saturday) from 8.30 a.m. onwards.

Attendance at O. P. D.**A.—Infections :**

	New	Old.
(a) Skin infections	13,096	9,158
(b) V. D. Cases	4,394	2,392
(c) Total infections including V. D. & lep.	17,490	11,550 (due to Dr. s strike.)
(d) Non-infections	4,293	4,017
(e) Ratio of infection-noninfection.	4 : 1	
(f) Maximum attendance on one day	495	
(g) Grand total of the year	37,350	

III.—Inpatient: ... 141 (due to Doctor's strike)

IV—Investigations

	Total	Abnormal findings
(i) Biopsies	109	...
(ii) Dark-ground illumination	657	243
(iii) V. D. R. L.	2,750	840
(iv) Smears for Gonococci	340	309
(v) Scales for fungus	1,578	564
(vi) Blood counts	235	10
(vii) Urine	382	122
(viii) Stool	8	20
(ix) B. S. R.	32	15

V.—Photograph ... 47 ...

VI.—Therapy

(1) Superficial X-Rays	9
(2) Electric Dessication	52
(3) Chemical cautery	35

VII.—Medical Education : Lectures and clinics as before.

VIII.—Medical Research :—

- (1) Vitiligo.
- (2) Psoriasis.
- (3) Drug Reaction.
- (4) Teenage, V, D.

IX.—To be published.

- (1) Studies in Psoriasis.

Department of Anaesthesia

The department is undertaking administration of anaesthesia for general, E. N. T., Cardiac, Neuro, Ophthalmic, Gynaecology, Obstetrics, orthopaedic, dental, radiology and Dr. Bhajekar Hospitals. Besides we cater to the following medical departments—Psychiatry for electroconvulsive therapy, medical cases for, respiratory care and resuscitation, Gastroenterology for peritonoscopy.

Kasturba Hospital emergency anaesthesias are being under taken by this department. The recovery room care is being intensified.

The following are approximately the number of anaesthetics :—

General Surgery	...	3,831
Cardiac Surgery	...	100
Neuro-Surgery	...	92
E. N. T.	...	2,416
Gynaecology	...	1,998
Orthopaedic	...	2,689
Emergency	...	805
E. C. T.	...	3,120
Bijekar cases	...	1,200
Ventilator cases	...	50
Total		16,307

Dr. J. H. Mehta retired as the Head of the Department from 3rd October 1973 and has been appointed as Emeritus Professor. Dr. V. M. Divekar took charge as Head of the department from 18th September 1973. Dr. J. S. Anand has been appointed as Associate professor and he has proceeded to U. K. as senior registrar at Cardiff till June 1974. Dr. D. Dasgupta has been appointed as locum associate professor. New appointments are as follows :—

Tutors	...	9
Registrars	...	11
Housemen	...	14

The following papers were read at the Annual conference of Anaesthetists at Cuttack.

Dr. I. P. Kavadia	...	I. P. P. R. : Post-operatively in moribund patients and Respiratory insufficiency 77th Quarterly meeting of staff society.
Dr. Mrs. V. M. Divekar	...	Actolest strip method of estimating pseudocholinesterase.
Dr. D. Dasgupta	...	Use of Ketamine in dental anaesthesia.
Dr. V. M. Divekar	...	Critical care in shock (International College of Surgeon, Bombay).
Dr. V. M. Divekar	...	Halothane Hepatitis : Spontaneous pneumothorax in neonates (G. S. A. Anaesthetist Society, Bombay).

The following studies are under way.
Use of Magnesium in Anaesthesia.
Obstetric analgesia with N₂O and O₂.

Department of Psychiatry

Department of Psychiatry consists of one unit. It has carried out under graduate, interns, post-graduate training and research work during the year. Post-graduate training has been intensified by way of clinical demonstration, group discussions and weekly clinical meetings.

(A) Research projects undertaken.

- (1) Ciba 2330 Co (Sintamil) in depression.
- (2) Epidemiological study of venereal diseases in the age group of 11-15 years of boys.
- (3) Prospective study of childhood schizophrenia.
- (4) E. C. G. changes during E. C. T.

(B) Papers read

- (1) Religion in Psychiatry (Paper read at Zonal conference at Bombay) by Drr Lulla.
- (2) Children who killed (Paper read by Dr. Patkar at West Zonal Conference in Bombay).

(C) Report of child guidance clinic is attached with Paediatric Department report.

(D) Indoor work load has steadily gone up year after year from 98 patients in 1968 to 284 patients in 1973.

(E) The outdoor work has practically doubled up.

	E. C. T.	O and C. S.	Psychotherapy	New cases
1971	4,963	4,818	18,315	2,433
1972	5,686	5,732	21,479	2,797
1973	7,873	5,562	43,852	2,778

Personal attendance to patient and psychotherapy has markedly increased due to increase personal and group psychotherapy for sex-problems etc.

SPECIALISED DEPARTMENT

Department of Cardiology & Cardiac Surgery

Cardiac Surgery:—

The department is open on Monday and Friday from 11.30 a.m. onwards.

O. P. D. attendance:—

New cases approximately	650
Follow up cases approximately	1600
Total number of operation performed	82

Closed Heart procedures:

Pericardiectomy	2
Pacemaker implantation	1
Cooleys' shunt	2
Resection aneurysm aorta	1
Ligation or division and suturing of patent ductus arteriosus	6
Mitral commissurotomy	39
Total	51

Open Heart procedures:—

Open mitral valvotomy	2
Mitral valve replacement	2
Atrial septal defect (Primum type)	1
Ventricular septal defect	4
V. S. D. with pulmonary stenosis	1
Total correction of Tetralogy of Fallot	3
Resection of Myxoma of left atrial	1
Aortic valve replacement	5
Total	39

Department of Cardiology

The department is open on Monday and Friday from 11.30 a. m. onwards.

Statement showing the number of Electro-cardiograms taken during the year 1973 according to Diseases wise.

DISEASES	Total
1 Coronary Thrombosis	1085
2 Hypertension	419
3 Mitral Diseases	471
4 Auricular Fibrillation	86
5 C. C. Failure	213
6 Cor-pulmonale	220
7 Angina pectoris	80
8 Aortic stenosis	83
9 Rheumatic Diseases	100
10 Anaemia	51
11 Myocarditis	43
12 Pericarditis	13
13 A. S. D.	72
14 V. S. D.	64
15 P. D. A.	17
16 Fallot's Tetralogy	8
17 Heart Block	216
18 Diabetes	201
19 Pulmonary stenosis	2
20 I. H. D.	197
21 Normal	5293
22 Pain in chest	160
23 Miscellaneous	3699
24 Dextrocardia	10
	12804

Vectorcardiogram were taken during the year 1973.

Total No.	337
Total No. of E. C. G.	337

101 Phonocardiogram were taken during the year 1973, and 22 Cardiac catheterisation were done
700 special investigations in children's E. C. G. were taken in 1973.

I. C. C. U. Record. From 1st January 1973 to 31st December 1973 (6 months).

Previous 6 months	85 cases (1-1-73 to 31-6-73)
Total cases admitted	62 within 6 hours 29
Total no. of infarction cases	54 within 12 hours 3 after 12 hours 27
Total No. of non-infarction	8
Total No. of complicated cases	46
Acute L. V. Failure	90
Arrhythmias	34
Shock	3

Type of arrhythmia	No. of cases	
Sinus Tachycardia	1	(plus 2 cases of L. V. F plus Pump failure)
Sinus Bradycardia	4	
(1) Heart Block	1	
(2): I A—V. block	1	
Complete Heart Block	4	
A—V. Nodal Rhythm	1	Within 6 hours 6
Multiple V. P. Beats	8	Within 12 hours 1 After 12 hours 1
Ventricular Tachycardia	8	
Ventricular Fibrillation	1	
Atrial Flutter	1	
Atrial Fibrillation	2	
Cardiac Asystole	2	
Total No. of pacing done	8	
	Successful	Unsuccessful
	7	1

Total No. of cardioversion done : 31 (All successful) Vent. Tachycardia.

Total number of deaths in I. C. C. U. 6

Cause of death:—

Cardiac Asystole	2
Pump Failure	3
Pulm Embolism	1

Department of Gastroenterology

The clinic works on every Wednesday and Saturday from 11-30 a.m. onwards.

During the year 1973, 317 indoor patients were treated and 243 were treated in the O. P. D. 1,280 follow up cases were seen in the O. P. D.

Following is the work done during the year 1973.

Routine investigations:—

Stool	462
Urine	442
Blood	442

Biochemical investigations—

Glucose tolerance test	8
Liver funct on test	75
Bilirubin	64
Akaline phosphatase	59
Serum proteins	47
Cephalin Cholesterol	75
Thymol Turbidity	75
Serum cholesterol	19
S. G. O. T.	21
S. G. P. T.	21
Prothrombin time and index	16
Bromsulphalein Test	28
Augmented Histamine test	110

Special investigations.—

Sigmoidoscopy	185
Gastroscopy	14
Peritoneoscopy	56
Peritoneoscopy cholecystography	3
Gastric Biopsy	80
Jejunal Biopsy	56
Liver Biopsy	7
Colon Biopsy	8

Absorption Test—

Faecal fat	83
Dxylose excretion	76
Co58 B12 Absorption	84
Bile collection	64

Publications—

- (1) Desai H. G., Antia, F. P. : Lactose load and abdominal symptoms, should milk be with-drawn from healthy subjects with low lactose levels? *Gastroenterology* 64, 186, 1973.
- (2) Desai H. G. A second look at chronic gastritis. A new classification. *Ind. J. Med. Sci.* 27, 217-565-568, 1973.
- (3) Desai H. G., Zaveri, M. P. Antia, F. P. : Comparison of dose-response curves with intravenous histamine and pentagastrin. Reduction of acid output in relation with time. *In. J. Med. Res.* 61, 1346-1350, 1973.
- (4) Desai H. G. Some observations on stomach and small intestine in tropics : *J. Ass. Physcns Ind.* 21, 565-568, 1973.
- (5) Desai H. G., Zaveri, M. P. Dalvi, H.G. Antia, F. P. Effect of lincomycin in tropical sprue. *Ind. J. Med. Sci.* 27, 509-512, 1973.
- (6) Desai H. G., Zaveri, M. P., Antia, F. P. : Increased Vitamin B₁₂ absorption after ingestion of coffee. *Gastroenterology* 65, 694-695, 1973.
- (7) Desai H. G., Zaveri, M. P. Antia F. P. : Bile salt metabolism in Non-cirrhotic portal fibrosis *Ind. J. Med. Sci.* 27, 897-899, 1973
- (8) Antia F. P. : Desai H. G. Kalro R. H. : Management of protein calorie malnutrition :Kwashiorkar) : *Maharashtra Med. J.* 20, 191-195, 1973.
- (9) Desai H. G., Venugopalan, K. Antia, F. P., Effect of intragastric infusion of red chilli powder on DNA content of gastric aspirate : *Cut* 14, 974, 1973.
- (10) Desai, H. G., Zaveri, M. P. Antia, F. P., Minimal dose of a stimulus for maximal pepsion *Postgradual medical journal (Lond)* 49 : 202-204, 1973.
- (11) Desai H. G. : Antia F. P., Merchant P. G., Zaveri M. P. Malabsorption in cirrhosis of liver. Relationship of faecal fat and vitamin B₁₂ excretion. *Ind. J. Med. Sci.* 27, 673-671 1973.
- (12) Desai H. G., Zaveri M. P., Antia F. P. : Increase of maximal acid and pepsion secretion *Ind. J. Med. Sci.* 27, 303-309, 1973.

DEPARTMENT OF GASTROENTEROLOGY SURGICAL SERVICE

A.—Total number of new patients attended	396
B.—Follow-up attendance of patients	2,600
C.—Investigations :—	
Barium studies	250
M. H. T.	24
Oral cholecystography	8
P. C. Cholangiography	3
Aortography	1
Selective angiography	1
Hypotonic duodenography	6
Liver Scan	25
Sigmoidoscopy	40
Oesophagoscopy	4
	Total 362
D.—Total operations	156
(1) Vagotomy & Anterior G. J.	30
(2) Expl. laparotomy—	
(a) Koch's abd.	20
(b) Carcinoma G. I. Tract	11
(c) Peptic Perforation	12
(d) Typhoid perforation	4
(e) Traumatic abd. (including 2 jejunal perforation)	4
(3) Appendicectomy (including emergency)	40
(4) Cholecystectomy	4
(5) Graham's operation	6
(6) Splenectomy	4
(7) Repair of ventral hernia	8
(8) Strangulated hernia	6
(9) Gastrostomy	2
(10) Jejunostomy	1
(11) Pancreatic calculi	1
(12) Pyloroplasty	2
(13) Jugulo thoracic duct anastomosis	3

Interesting cases :—

(1) Mucin secreting adenocarcinoma ascending and descending colon.	...	1
(2) Ca. stomach with air diverticuli of jejunum	...	1
(3) T. B. stricture second part of duodenum	...	3
(4) Refractile cirrhotic ascitis treated by juglo thoracic duct anastomosis	...	3
(5) Multiple ileal perforation (bullet injury)	...	1
(6) Multiple colonic malignancy	...	1

F.—Conferences and articles :—

- (1) 14th Annual conference of Indian Society of Gastroenterology.
 - (a) Presided on the session of stomach papers.
 - (b) Invited and read a review article on 'Surgery of peptic ulcer - present status'.
- (2) Indian Society of Gastroenterology—Refresher course held at Coimbatore, where a paper read on 'Iatrogenic disease - a suggested classification.'
- (3) International College of Surgeons Conference Bombay
 - (a) Chairman, vaneu and registration Committee
 - (b) Chairman "Stomach Session".
 - (c) Paper read on 'Chronic obstructive lesion at the Duodeno-Jejunal flexure - TB in aetiology'.
- (4) Paper 'Medical & Surgical approach in the management of peptic ulcer' printed in B I M A — 1973, September 1973 : 2(9) : 429.
- (5) Elected Governor for India on behalf of 'The American College of Gastroenterology—299 Broadway, New York, U. S. A.
- (6) Elected member executive committee and also member of the editorial board of the Journal of Society of Colegium International Chirurgica—Digestive.
- (7) Member of the editorial board of the Journal of the American College of Proctology.

DEPARTMENT OF GENITO - URINARY SURGERY

The O. P. D. clinic is open on Tuesday from 11.30 a.m. onwards.

The work done by the department is as follows :—

(A) Total No. of cases seen	...	650
(B) Total No. of Indoor Admission	...	310
(C) Total No. of operations performed	...	217
(D) Operations done with respect to the different organs

I—Kidney—

(i) Nephrectomy	...	7
(ii) Partial Nephrectomy	...	2
(iii) Pyelolithotomy	...	3
(iv) Hydronephrotic resection with one ureterectomy of the double ureter	...	1

II.—Ureters

(1) Ureterolithotomy	...	3
(2) Cytoscopies with ureteric catheterisation	...	3
(3) Reimplantation of ureter in bladder	...	1

III.—Bladder—

(1) Cytoscopies	...	92
(2) Cystoscopy with cystolithotomy	...	1
(3) Cystoscopy with basket extraction	...	1
(4) Cystometry	...	2
(5) Suprapubic cystolithotomy	...	4
(6) Deroofing of bladder diverticulum	...	1
(7) Open fulguration of papillae with partial cystectomy	...	1
(8) Open fulguration and excision of bladder papillaeac	...	1
(9) Suprapubic cystostomy	...	2

IV.—Prostate.—

(1) Prostatectomy	...	25
(2) Transurethral resection of prostate	...	2
(3) Prostatic biopsy	...	4

V.—Urethra—

(1) Dilatation of Urethra	...	27
(2) Meatotomy	...	4
(3) Penile urethroplasty	...	1
(4) Repair of urethrorectal fistula and suprapubic cystostomy	...	1

VI.—Testis and Scrotum—

(1) Vasoepididymal anastomosis	9
(2) Vasovasal anastomosis	7
(3) Testicular biopsy	1
(4) Orchidectomy	9
(5) Partial amputation of penis	1

(E) The Special work done by the unit is as follows:—

- (1) Dr. K. C. Mehta was joint secretary in the Asian Conference of International College of Surgeons held at Bombay.
- (2) Dr. K. C. Mehta presented.
 - (a) Papers on catheterless prostatectomy.
 - (b) Films on :—
 - (1) Reanastomosis after vasectomy.
 - (2) Epididymo vasostomy.
- (3) Dr. K. C. Mehta was member of Panel for Symposium on "Control of human fertility."

Department of Plastic Surgery

The O.P.D. is conducted every Wednesday and Friday and total number of 382 cases were seen. In addition on an average 25 to 30 patients are seen every week for follow up treatment. Full documentation and records are maintained of all cases.

During the year 210 cases were admitted for operations and 241 plastic surgery operations were performed.

Department of Thoracic and Chest Diseases

The department has an O. P. D. session on every Friday from 10.30 a.m. onwards.

Total attendance	193
Indoor patients	120
O. P. D. attendance	78

Operative procedures—

Intercostal drainages	37
Bronchoscopy	38
Oesophagoscopy	16
Scalene node biopsy	15
Pleural aspiration	25
Rib resection	2
Decortication	3
Lobectomy	3
Pneumonectomy	3
Coloplasty	1

Department of Neurology

The O. P. D. functions on Tuesdays and Thursdays from 11 a.m. to 2 p.m.

Case Work Load—

New Cases	479
Referred cases	236
Follow up	693
Admissions	186

Special Procedure etc.—

Angiography	67
P. E. G.	38
Myelography	29
E. E. G.	910

Publications—

Dr. P. M. Dalal, Hon. Neurophysician, Work done was submitted to ICMR is attached herewith.

Special projects—

Two Research Projects financed by NIH, USA, under PL-480 funds entitled "Collaborative Neurological Investigations of Cerebrovascular Diseases under Dr. P. M. Dalal, Hon. Prof. of Neurology and "Comparative study of Intracranial Cerebral atherosclerosis" is under Dr. S. C. Sethi, Emeritus Prof. in Medicine have been further continued for the fourth year.

Department of Neuro Surgery

Total No. of patients treated in the O. P. D.	299
No. of patients admitted	291
Total No. of operations performed	213
Craniotomies	56
Spine—Lumber	24
Dorsal	9
Cervical	7
Ventriculo Atrial Shunts	17
Head Injuries (operative)	27
Trigeminal Rhizotomy	10

Miscellaneous—

These include cranioplasty, removal of infected bone flaps, orbital dermoid, scalp haemangioma, Carotico-cavernous fistula etc. ... 23

Neuro Radiological investigations :—

Total No. of investigations carried out	277
Carotid Angiograms	166
Myelograms	48
Myodil Ventric	37
Air Ventric	19
P. E. G.	36
Trigeminal Alcohol Injections for trigeminal neuralgia	3

Isotope and Thyroid Clinics

The clinic function on Friday from 11.30 a.m. onwards.

The statistical data of the clinic is given as under :—

(A) Attendance :—

New Cases	438
Evaluation Cases	443
Follow up Cases	411
				Total	1,282

(B) Investigations :—

E. C. G.	19
I 131 uptakes	448
PBI 131	448
T ³ Charcoal uptakes	464
Serum cholesterol	464
Scan	200

(C) Radio Iodine Therapy

(D) Research & Publications

(1) *Thyrotoxicosis*: Evaluation of different modalities of therapy (Research project supported by T. N. M. C. and B. Y. L. Nair Charitable Hospital Research Society) Principal investigator: Dr. S. K. Bhansali.

(2) *Management of Thyrotoxicosis*: Paper presented by invitation at a Symposium on "Thyrotoxicosis" at 33rd Annual Conference of Association of Surgeons of India, at Trivandrum. (Principal Author and Speaker: Dr. S. K. Bhansali).

(3) *Solitary Nodule in Thyroid*: A study of 249 cases. Journal of post-graduate Medicines 1973 (Abstracted in Indian Journal of Medicines Sciences) Principal Author: Dr. S. K. Bhansali. Based on a paper read at Annual Conference of Nuclear Society of India at Varanasi in 1971).

(4) Some facets of non-toxic goitre. Indian Journal of Surgery 1973: Principal author Dr. S. K. Bhansali. Based on a paper read at the 32nd Annual Conference of Association of Surgeons of India at Kanpur 1972.

(5) Evaluation of biochemical parameters in non-toxic goitre and effect of thyroxine therapy Investigator. Dr. Miss. Krishnan.

(E) Others—

Dr. Josip Matovinovic Professor of Nuclear Medicine University Hospital, Ann Arbor, Michigan. U. S.A visited the department in January 1973. He held clinical demonstration and discussion with undergraduate and postgraduate students, and staff participation. Later he gave a lecture on hyperthyroidism.

Diabetic Clinic

Diabetic clinic was started in this hospital in December 1971. It is conducted in collaboration with Department of Preventive and Social Medicine. Clinic is conducted on every Thursday from 8.30 a.m. to 4 p.m. So far 725 patients have been registered. New cases are registered in the morning from 8.30 a.m. to 10.30 a.m. and old cases are seen in the after noon from 1.00 p.m. onwards. All the patients attending the clinic are advised regarding diet and urine examination for Sugar. They are also educated for complications of diabetes and importance of regular treatment. There is one social worker attached to the diabetic clinic who takes detail socioeconomic history and tries to solve their social problems.

Special attention has been paid to Juvenile Diabetic patients. Drugs are distributed from Department of Medicine.

Department of Renal Units

Out door attendance—

On an average 25 to 30 new and old cases have been seen in the out-patient clinic per week, of these about 115 cases were admitted in the whole year.

Indoor clinical work—

An average of 3 to 4 cases were referred to the unit every week for advise and treatment. These were subsequently followed up on daily ward rounds during the period of hospitalization of the patients.

Biochemical investigations—

In first six months of 1973, a total of 1500 biochemical investigations were carried out on the patients of renal disorders under the case of the unit.

Renal biopsy—

Needle biopsy of the kidney for diagnosis and treatment of chronic renal disease have been carried out in 2 to 3 cases every week.

Peritoneal dialysis—

130 peritoneal dialysis procedures were carried out in the year. These were done in cases of acute renal failure and acute failure on chronic renal disease. The procedures were discontinued after 3 to 4 weeks as we have facility for long term management of these patients.

The work of the renal unit is restricted by lack of facility of isolating patients and of carrying out peritoneal dialysis in a special relatively sterile area. Besides due to non availability of haemodialysis, long term management of these patients is not possible

Special studies undertaken—

Association of pulmonary tuberculosis with nephrotic syndrome and amyloidosis.

Diabetic nephropathy.

Department of Endocrinology :

The clinic works on Mondays and Fridays from 2 p.m. to 5 p.m. During the year under report 211 new and 1339 old patients were treated.

Types of investigations carried out from April 1973 to March 1974.

Vaginal smears	466
E. B.	36
P. C. T.	104
Cx. Mucus	156
Sex Chromatin	71
Pregnancy test	34
Semen Analysis	146
Semen Biochemistry Maltase Activity	134
Fructose	134
Ascorbic Acid	134
Citric Acid	134
Liver function test	34
Lipid Metabolism Cholesterol	34
Free Fatty acids	34
Triglycerides	34
Esterified fatty acid	34
Estrone	325
Pregnanediol	160
Estriol	166
Serum Oxytocinase	150
17 Ketosteroids	172
Gonadotrophins	170
Testicular Tissue	22
Epididymal tissue	17
Fallopian tubes	72

Animal House performance :

1. Maintenance and Breeding of Rodents colony	120
2. Use of rats and mice for research in reproduction	800
3. Use of rats and mice for research in Bioassays	755
4. Animals supplied to other department for their research need	36
5. Animals supplied to other department for their research needs	

Teaching :

1. Lectures to undergraduates on Reproductive Endocrinology.
2. Post Graduate Lectures in Reproduction for M. D. Physiology.
3. Recognized for P.H.D. in Animal Physiology by research.

Attendance at Conferences and papers presented by Dr. Shahani :

(1) 1973—June 7th.—Invited faculty member of workshop on teaching "Human reproduction population dynamics etc. in Medical College organized N. I. F. P. at Poona.

(1). (1) Spoke on.—Fertilization, Implantation and Placentation.

(2) 1973 October 8th : Academy oration "Hormonal cytology in infertility received Gold Medal.

(3) 1973 October 9th : Cytohormonal changes with diff. oral contraceptives papers presented before Indian academy of cytologists.

(4) 1973 October 21st : 26th International Symposium on "Gonadotrophins" Bangalore, Invited participant.

(5) 1973 November 6th : Invited faculty member to speak on "Use of Gonadotrophin and other methods for stimulating ovulation "W. H. O. programme of Human reproduction course organised by A. I. I. M. S.

(6) Fifth Asia and Oceania congress of 'Endocrinology at Chandigarh January 28th, February 1st 1974 presented 2 papers.

1. Gonadal Dysgenesis.—A cytohormonal study.
2. Changes in lipids and liver function tests after oral contraceptives.

DEPARTMENT OF RADIOLOGY

The following investigations were carried out during the year 1973.

Serial No.	Investigations done	Total No. of Pts.
1	Cardiac Catheterisation	18
2	Arch Aortogram	14
3	Aortogram	20
4	Carotid Angiogram	321
5	Renal Angiogram	17
6	V. B. Angiogram	4
7	Spinal Angiogram	...
8	Femoral Angiogram	14
9	Porto-genogram (Spleenogram)	44
10	Venacavogram	4
11	Ventriculogram	46
12	Myelogram	187
13	P. E. G.	65
14	Trigeminal Injection	1
15	Placentogram	...
16	Bronchogram	42
17	Fistulogram	1
18	Sinusogram	33
19	Sailogram	5
20	Asc. Pyelogram	21
21	I. V. Cholangiogram	18
22	Oral Cholecystogram	66
23	Cysto Urethrogram	16
24	Mict. Cysto Urethrogram	15
25	Cystogram	18
26	Lymphangiogram	7
27	Hystero Salpingogram	83
28	Hypotonic Duodenogram	23
29	P. C. T. H.	3
30	T. Tube Cholangiogram	5
31	Operative Cholangiogram	3
32	Aminography	1
33	Myodil Ventric	7
34	Tr. Lumber Aortogram	15
35	Nephrostomy Tube consistudy	2
36	Palatography	5
37	Ba. Meal	830
38	Ba. Swallow	131
39	Ba. Enema	141
40	Tomogram	379

Serial No.	Investigations done	Total No. of Pts.
41	Dackyo Cystogram	3
42	Retrograde Urethrogram	4
43	Brachial Angiogram	5
44	Selective coeliac angiogram	3
45	Peri Renal Pneumography	7
46	J. K. Mehta's test	1
47	Pleurogram	1
48	Gynecogram	3
49	Asc. Urethrogram	12
50	Oral Cholangiography	13
51	Per cutaneous Cholangio	1
52	Venogram	3
53	Fractional Cystogram	2
54	Cavitogram	1
55	Wash-out Urography	2
56	I. V. P.	679
57	Routine X-Rays	50651
	Total No. of patients X-Rayed during the year	53862
	Total No. of Plates used	90660

Eye Bank :

The O. P. D. function on Thursdays from 12.30 p.m. onwards.

During the year 1973, 28 patients were admitted for Indoor treatment and 33 Keratoplasty operations were performed. 60 New patients were treated at the O. P. D.

Conference attended in 1973 :

1. All India Ophthalmic conference at Bangalore, Dr. P. A. Dikshit, and Dr. S. D. Adrianwala.
2. F. I. C. S. conference at Bombay, Dr P. A. Dikshit, Dr. A. R. Patel.

Paper published :

Three research projects being carried out. They are not finished yet.

Therapeutic value of Septrin in Trachoma.

Preliminary report headed at Infective Diseases, conference in Bombay.

Surgery of Ectropion—Participated in Symposium of All India Ophth. Conference.

DEPARTMENT OF PREVENTIVE AND SOCIAL MEDICINE

(A) Services :

Comprehensive health care was given to the Municipal Sweeper Community of Arthur Road.

The schedule of services rendered was 3 times a week. The record of clinic attendance for the period from January 1973 to December 1973 was as follows :—

Community	No. of clinic Sessions held	No. of First visits	No. of Revisits	Total
Arthur Road	182	6	3,038	3,044

In addition to follow up care at the Clinics, a proportion of patients were referred to Hospital out-patient Department for consultations and investigations.

(B) Home Medical Care :

This was continued in 1973. In this year Physiotherapy was also continued.

The following is the record for 1973 :—

No. of patients carried forward from previous year	2
No. of new patients enrolled in 1973	8
No. of visiting days	106
Total number of visits per visiting day	2.5
Total number of visits	265

(C) Tuberculin Testing and B. C. G. Vaccination :

Tuberculin testing was carried out on 8103 patients attending Paediatric O. P. D. and School Clinic of Nair Hospital.

B. C. G. Vaccination was carried out on 2584 Neonates and 1282 Paediatric out patients and school clinic patients. Simultaneous smallpox vaccination as carried out on neonates by vaccinators from the Health Department of the Municipal Corporation.

(D) Health Supervision of School Children :

Medical inspection of School Children belonging to Standards I to VI at Agripada was continued in 1973. 2051 children were examined during this year. Vaccination was also undertaken. 558 children were vaccinated with Small pox and 180 children with B. C. G. vaccine and 272 children with Oral Polio vaccine.

(E) Community health Service at Bandra :

This project in collaboration with Seva Nikatan House was continued in 1973. Medical relief was undertaken in the 10,000 strong community residing at the Behrampada slums in Khernagar at Bandra. The approximate number of patients seen throughout the year was 1861 old and new cases.

(F) Immunisation Centre :

This Centre runs in the after noons. From January 1973 to December 1973, 459 children are vaccinated with Triple Antigen and 587 children were given polio vaccine. 431 persons were vaccinated with TABC vaccine.

(G) Social Service :

(1) No. of cases referred in 1973	...	1538
No. of cases carried over from 1972	...	402
Total No. of cases handled	...	1940

(2) Case work was done on 494 patients. These patients were referred from the Departments of Preventive and Social Medicine, Tuberculosis, Paediatrics, Orthopedics, Psychiatry, Obstetrics and Gynaecology, Speech therapy etc.

(3) Medicine were supplied to 253 patients referred from the various departments.

(4) Appliances were provided to 172 patients. e. g. crutches hearing aids, calipers, surgical boots, surgical belts etc. Material help like milk powder, ration etc. were given to 27 patients.

(5) Home visits were made in 228 cases.

(6) No. of Institutional visited for patients	...	22
No. of Institution visited for students	...	21
No. of employers seen	...	3

(7) In the four slum communities, community organisation work was carried out.

No. of meetings taken	...	6
No. of groups seen	...	13
No. of individuals seen	...	132
No. of cases for case work	...	41
Material help given to	...	7

III.—Research Projects :

(A) Longitudinal study of growth and development in Infants, and pre-school children of the Sweeper Communities residing at Arthur Road.

A clinic was held once a week to make systematic observations of the growth and development of infants and pre-school children.

The records for the year 1973 are as follows :—

Group	No. under observation	Total No. of visits	Average visits per infant or child
Infants	40	120	3
Pre-school children	53	163	3.26

(B) Psycho-social studies on Coronary Heart Disease and prospective studies on University Professor.

The records for 1973 are as follows :—

10 Professors—New cases.

229 Professors—(Old cases).

(C) Follow up of infants and children vaccinated with B. C. G. vaccination.

This was continued in 1973.

(D) Psycho-social study of Diabetic patients.

The Psycho-social data was collected on 163 patients and follow up study was done on 146 patients attending the diabetic clinic on Thursdays.

IV.—Medical Relief in Drought affected Areas :

This scheme was started on 15-12-72. The Medical relief was given till 12-11-1973.

A team of 10 interns and 2 Medical Officers, one of whom was from the Department of Preventive and Social Medicine were sent to three different centres namely Ahmednagar, Harpur, and Devgaon for a period of 3 weeks to 6 weeks. Organisation of team, drug supplies, equipments travel etc. were under taken by the department.

1,23,424 patients were given medical relief, vaccination was also undertaken. 38320 patients were vaccinated with small pox. 73503 patients were given Tetanus toxoid. 56539 patients were given cholera vaccine and 49707 patients were given TAB vaccine.

V.—Mobile Medical Relief to Slum Communities :

The Medical relief is carried out with the help of the van donated by B.P.C.C. to this institution. 4 communities are taken up in this project. 38639 patients were treated.

Immunisation was also carried out. The immunisation records for 1973 is as follows :—

	Types of vaccines given.				
	Small pox	Tetanus Toxoid	TABC	Triple Antigen	Polio oral
Total No. of patients immunised	642	1570	381	342	743

Medical inspection of school children of a private school situated in the M. P. Mill chawls compound was carried out. 414 school children were examined.

VI.—Medical Relief to Mobile Creche :

Medical relief to Mobile Creche was started on 1-12-1973. 219 patients were treated in December 1973. Vaccination was also carried out. 83 children were vaccinated with smallpox. 18 children were given tetanus toxoid and 24 children were given oral polio vaccine.

VII.—Urban Public Health Internship programme :

Community Health Care to urban slum communities is carried out under the programme.

VIII.—Internship Training Programme :

The organisation of the entire internship training programme is carried out by the Department of Preventive and Social Medicine.

SCHOOL CLINIC

The clinic worked in three services viz. Paediatric, Aural and Ophthalmic from Monday to Friday between 2.30 p.m. to 4.30 p.m.

Attendance of Primary School Children :—

Services	New	Old	Total	Referred
Paediatric	1041	12424	12465	...
Ophthalmic	313	2452	2765	59
Aural	571	5387	5968	259

Attendance of Secondary School Children :—

Services	New	Old	Total	Referred
Paediatric	... 101	528	629	...
Ophthalmic	... 108	363	471	16
Aural	... 20	60	80	25

Statement showing the number of children operated and glasses given from school clinic, primary and Secondary School children for the year 1973.

Particulars	Primary school children	Secondary school children
Operated for Tonsil	... 124	3
Operated for Mastoid	... 1	1
Operated for Eye	... 2	...
Glasses given	... 84	34
Glasses prescribed	... 90	37

DEPARTMENT OF OCCUPATIONAL THERAPY

The Department function from Monday to Saturday. The work load of the department is as under :—

Total number of patients attendance	... 65885
New patients (O.P.D.)	... 2636
New patients (Indoor)	... 1949
Total number of new patients	... 4583

Student.—Post graduate students from All India Institute of Physical Medicine and Rehabilitation Mahalaxmi come for Indoor clinical experience.

Other programme participation :—

Sports for paraplegics were organized in May 1973.

PHYSIOTHERAPY DEPARTMENT

Total Number of patients' attendance	... 65885
New patients—O. P. D.	... 2636
New patients—Indoor	... 1949
Total number of new patients	... 4585

Student.—Post graduate students from All India Institute of Physical Medicine and Rehabilitation Mahalaxmi come for Indoor Clinical experience.

Other Programme participation :

Sports for paraplegics were organised in May 1973. We participated in the programme.

DEPARTMENT OF PHARMACY

This year dispensary has dispensed 4,43,351 case papers at outdoor and 486 case papers at Indoor.

Total quantity of stocks prepared for Indoor and Outdoor patients are given below.

(1) Quantity of stock solutions prepared	... 24,880.76 Lits.
(2) No. of tablet packs made	... 2,33,596.00
(3) No. of powders wrapped	... 1,10,201.00
(4) No. of O. P. D. prescription where account is kept	... 1,46,017.00
(5) Special prescriptions attended	... 605.00
(6) Prescriptions where special drug is issued and account is kept	... 48,769.00
(7) Syrup Simplex	... 544.70 Lits.
(8) Syrup Orange	... 8.80 Lits.

Central Sterile Supply :

These sterilization services are given to the All India Institute of Rehabilitation and Family Planning Centre at Bombay Central as they do not have sterilization facilities.

The details of sterilization done during the year is given in Appendix I.

The new service started during the year are as follows :—

(1) Special L. B. T. C. Tray for casualty department	...	1
(2) T. A. B. C. Tray	...	3
(3) Cardiac dressing Tray	...	10
(4) Dialysis Tray	...	4
(5) T. O. P. Tray	...	3

Manufacture of Pharmaceuticals :

The list of Pharmaceuticals manufactured in the year 1973-74 is given in Appendix I.

The consolidated manufacturing figures and the Saving effected are given below :—

(1) Transfusion Bottles 1 Lit.	...	519
(2) " " 500 ml.	...	89621
(3) " " 375 ml.	...	3560
(4) Vials 100 cc.	...	8524
(5) " 50 cc.	...	10766
(6) " 10 cc.	...	209
(7) " 5 cc.	...	130
(8) " 2 cc.	...	100
(9) Ampule 20 cc.	...	1700
(10) " 5 cc.	...	200
(11) Capsules	...	693
(12) Eye Ointment Packets	...	6026
(13) 10 Litres bottle for Kasturba	...	379
(14) 10 Litres bottle for dialysis	...	177F. 27 E.
(15) Bone Wax Dabbies	...	2
(16) Eye Ointment base small tray	...	30
(17) Furasin Gauze Tray	...	149M.T.
(18) Furasin Gauze Tray	...	4B.T.
(19) Furasin Gauze Tray	...	10S.T.
(20) Vaseline Gauze Tray Small	...	139
(21) Sulpha Ointment base	...	20 Trays
(22) Powders	...	195 Kgs.
(23) Tablets	...	262461
(24) Liniments	...	25 Litres
(25) Lotions	...	271.5 Litres
(26) Emulsion	...	811 Litres
(27) Milk	...	570 Litres
(28) Creams	...	86 Kgs.
(29) Paste	...	86 Kgs.
(30) Ointments for external application	...	678 Kgs.
(31) Solutions	...	1319.50 litres.

Total No. of new Preparations undertaken :—

(1) 8 % Urea in Normal Saline 500 ml. T. B.	...	22
(2) 1 % Mercurochrome Eye Drops—50 cc.	...	2
(3) 50 Dextrose 1 lit. T. B.	...	49
(4) Vioform Eye ointment pkt.	...	1
(5) Calamine Lotion with resorcinol 100 ml.	...	1

Total No. of Preparations prepared :**Preparation cost :**

Total cost of Chemicals	...Rs.	41,209.56
Manufacturing breakage	...Rs.	3,807.14
Depreciation cost	...Rs.	17,185.60
Cleaning fluids	...Rs.	3,217.28
Stoppers, washers etc.	...Rs.	3,178.73
General articles	...Rs.	2,540.63
Electricity and Gas	...Rs.	16,510.81
New containers 1/10th price	...Rs.	1,278.52
Salary	...Rs.	73,797.68
Expenditure from Analytical Section.	...Rs.	29,445.00

Total manufacturing cost ...Rs. 192,170.95

Market cost of the preparations ...Rs. 4,55,806.95
 Haffkin cost of testings + Rs. 2,21,876.00

Rs. 6,77,682.95

Therefore saving effected is ...Rs. 6,77,682.95
 —Rs. 1,92,170.95

Total Savings ...Rs. 4,85,512.00

Quality Control :

Total No. of tests done amount to 20,566. These were done on the following products.

5 finished products splitted up into 1400 batches manufactured by Nair Hospital Pharmacy.

8 General surgical items splitted up into 115 batches.

86 Raw material splitted up into 236 batches.

2% of total batches were rejected.

All the sterilizers of Nair and Bhajekar and that of Kasturba Hospital pharmacy were tested fortnightly for proper functioning by using culture tubes and sterility testing amounting to 180 Nos.

Total savings effected by these tests calculated on the basis of Haffkin Institutes current rates Rs. 1,98,261 particulars and calculations are given in lists attached on page No. 27.

More No. of pyrogen tests could have been done, if as planned full fledged animal house and staff would have been available from Kasturba Hospital. The section is still facing the difficulty of working in a very small place.

Glass Blowing :

The glass-blowers's services are given to the Hospital as well as college side departments besides the Pharmacy required articles which includes glass articles and different type of connections to the central sterile supply service and manufacturing section.

The total No. of articles prepared by the glass blower in this year comes out to be 14759.

Following glass articles are prepared during the year 1973-74 :—

(1) Glass rods for saline sets small	...	2068
(2) Glass rods for saline sets big	...	2367
(3) Murphy's Drips	...	584
(4) Glass rod for drainage bottle bent	...	16
(5) Glass rod for drainage bottle st.	...	575
(6) Needle covers for syringe set	...	679
(7) Cover for bleeding set needles
(8) L. P. Connections	...	96
(9) Y. Connections	...	2
(10) Oxygen delivery tubes	...	108
(11) Drainage tubes st. small	...	439
(12) Glass connection for bleeding sets	...	220
(13) Blood filter	...	150
(14) Big rods for manufacturing	...	34
(15) Needle cover for L. P. Set	...	53
(16) Big rod for renal drainage	...	872
(17) Small rods for thoracic drainage	...	217
(18) Needle sharpening	...	6279

Maintenance Section :

This section looks after the maintenance and repair work of the Machines of Pharmacy and Sterilizers of Pharmacy, Wards, Theatres and Bhajekar Hospital.

The smaller repair work done is given in the chart 'A' and the major repairs done is numbering to 86 of the Total cost Rs. 1,515.60 in respect of the expected cost with the market Rs. 17,498.00 resulting in saving of Rs. 15,982.40.

Education :

3 students of Diploma in Pharmacy, from Ulhasnagar College of pharmacy, one from Government polytechnic Amravati and one from Government polytechnic Karad undergone the practical training of 750 hours each in this department.

Visitors :

3 batches of about 30 drug inspectors from All India have visited this department on 2-5-1973, 21-11-1973, 23-2-1974 respectively under Drug Inspectors training scheme organised by the Ministry of Health Government of India.

Three lectures on 'The control of Hospital Pharmacy and store' were delivered to the drug inspectors by Mrs. P. R. Potnis-Analyst in Pharmacy department.

Our dispensary has dispensed 4,43,351 O. P. D. papers during 1973-74. The details are given on page No. 21.

Six candidates from this department joined the class of Kamgar Shikshan were conducted by the Bombay Municipal Corporation.

APPENDIX I

Central Sterile Supply Service

1	Blood Bank Donar Set	5,220
2	Blood Bank Voluntary Donar Set
3	Blood Bank Plasma Set	681
4	Bone Marrow Tray (Adults)	284
5	Bone Marrow Tray (Child)	48
6	Bone Wax Dabbies	3
7	Catheter Tubes	7,537
8	Cisternal Puncture Set
9	Clip and Suture Removal Tray	4,589
10	Eye Irrigation Syt.
11	Nasal Puncture Set	113
12	Liver Biopsy Tray (Adult)	342
13	Liver Biopsy Tray (Child)	27
14	L. P. (Adult)	1,942
15	L. T. (Child)	1,170
16	Neurosurgery Angiography Tray	41
17	Neurosurgery Special Angiography Tray	4
18	Neurosurgery Myelography Tray	92
19	Neurosurgery Open Carotid Angiography Tray	2
20	Neurosurgery Pnsumo Encephalography Tray	66
21	Neurosurgery Ventriculography Tray	89
22	Neurosurgery Lumber Puncture Tray	104
23	Needle Tray (48)	1,467
24	Needle Tray (25)	25
25	Peritoneal Dialysis Set	20
26	Pleural Aspiration Tray	854
27	Renal Biopsy Tray	109
28	Renal Drainage Bottles	3,302
29	Saline Set	31,188
30	Syringe Tray (20 cc 10 pack)	519
31	Syringe Tray (10 cc 20 pack)	328
32	Syringe Tray (10 cc BDL)	8
33	Syringe Tray (5 cc 5 packs)	1,693
34	Syringe Tray (2 cc 10 packs)	921
35	Syringe Tray (20 cc 10 cc)	9
36	Syringe Tray (10 cc 5 cc.)	9
37	Tidal Drainage Set	1
38	Thoracic Drainage Set	1,773
39	Theatre Transfusion Set	6,369
40	New Syringe Tray	889
41	Tracheostomy Tray	231
42	Tracheostomy Tube Tray	84
43	Venesection Tray (Adult)	1,638
44	Venesection Tray (Child)	55
45	Wingstons apparatus	69
46	Spinal Manometer Tray	16
47	Aspiration Bottles	1
48	Diagnostic Sets	201
49	Blood Bank Set	257
50	Tuberculine Test Tray	74
51	Polio Tray	210
52	B. C. G. Tray	153
53	Small Pox Tray	34
54	Culture Tubes	48
55	Distilled Water Bottles	522
56	Distilled Water Flask	530
57	Vaccum Bottles	421
58	Vaccum Bottles Needles	269
59	Stuck up Syringes	40
60	T. O. P. Tray	14
61	2 cc all glass	60
62	L. B. T. Cardiac Department	6
63	2 cc 7t packs	3
64	Dialysis Tray	15

APPENDIX—II

STERILE PREPARATION

Transfusion Bottles

1	A. C. D. 75 ml.	3,560
2	Concentrated Solu. A2 for dialysis 1000 ml.	235
3	Concentrated Solu. A1 for dialysis 1000 ml.	235
4	Dextrose & Sodium Chloride Solu. 500 ml. T. B.	12,540
5	Inj. 33.3% Dextrose Solu. 500 ml. T. B.	160
6	Inj. 5% Sodium Chloride Soln. 500 ml. T. B.	135
7	Inj. 5% Dextrose Solu. 500 ml. T. B.	43,402
8	Inj. Normal Saline Solu. 500 ml. T. B.	21,524
9	Inj. 50% Dextrose Solu. 200 ml. T. B.	5,200
10	Subby's solution 500 ml. T. B.	25
11	Inj. 20% Mannitol 200 ml. T. B.	2,240
12	0.5% Silver Nitrate Solu. 500 ml. T. B.	210
13	50% Concentrated Urea Solu. 500 ml. T. B.	Nil.
14	Solution for Eye Drops 500 ml. T. B.	80
15	Inj. 50% Dextrose Solu. 500 ml. T. B.	300
16	Inj. 45% Dextrose Solu. 500 ml. T. B.	260
17	Inj. 10% Dextrose Solu. 500 ml. T. B.	3,060
18	Water for Ink. 500 ml. T. B.	30
19	Inj. 20% Hypertonic Saline 500 ml. T. B.	159
20	8 x Urea in Normal Saline. 500 ml. T. B.	22
21	1 : 0000 Silver Nitrate Soln. 500 ml. T. B.	190
22	15% Hypertonic Saline 500 ml. T. B.	28
23	Iro. Ammonium Aluminium Soln. 500 ml. T. B.	i
24	Sterile Benzyl Penicillin 500 ml. T. B.	5
25	Hank's Balance Soln. 500 ml. T. B.	10
26	Barium Soln. 500 ml. T. B.	4
27	10% Acetic Acid 500 ml. T. B.	10
28	6% Acetic Acid 500 ml. T. B.	6
29	3% Hypertonic Saline 500 ml. T. B.	2
30	50% Dextrose 1 lit. T. B.	49

Preparation in Vials

1	Inj 20% Dextrose 100 ml. WV	2,850
2	Inj. 1% Xylocaine BCL 50 ml. BV	650
3	Inj 2% Xylocaine 50 ml. BV	427
4	Inj. 4% Xylocaine 50 ml. BV	100
5	Inj. 2% Procaine HCL. 60 ml. WV.	1,200
6	Inj. 1% Procaine HCL. 60 ml. WV....	1,000
7	Water for Inj. 100 ml. WV.	3,444
8	Inj. 8.4% Sodium bi-carbonate. 100 cc. WV.	30
9	Water for Inj. 50 ml. WV.	687
10	Inj. 12.5% Sodium Iodide. 50 ml. V.	200
11	Molar Lactate 50 ml. V.	100
12	Inj. 0.5% Lignocaine Hcl. 50 ml. BV.	350
13	A. C. D. 50 ml. WV.	2,000
14	Inj. 1% Amethocaine HCL. 50 ml. V.	190
15	Inj. 15% Potassium Chloride 50 ml. WV.	2,275
16	3.8% Sodium Citrate 50 ml. V.	1,300
17	Inj. Atropine Sulphate 1 ml. Ampoule	700
18	Water for Inj. 2 cc. WV.	100
19	2% Silver Nitrate Soln. 50 ml. BV.	2

EYE DROPS

1	0.5% Eserine Salicylate. 50 ml. B. V.	40
2	10% Sulphacetamide Sodium 50 ml. BV	1,100
3	1% Pilocarpine Nitrate 50 ml. BV.	40
4	0.5% Chlorophenicol 5 ml. BV.	202
5	Atropine Sulphate 50 ml. BV.	100
6	2% Homatropine HBR 50 ml. BV.	120
7	1% Fluoroscine Sodium. 50 ml. BV.	20
8	1% Mercurochrome 50 ml. BV.	2
9	Penicillin Eye drops. 50 ml. BV.	2
10	Special Eye Drops. 10 cc. WV.	10
11	30% Sulphacetamide 10 cc. BV.	20
12	4% Pilocarpine 10 cc. BV.	71
13	2% Pilocarpine 10 cc. BV.	1
14	1% Amethocaine HCL 10 cc. V.	95
15	1% Amethocaine HCL 5 cc. V.	148
16	Sodium Iodide 50cc V. 0.2 x (Ophthalmic)	9
17	2% Sodium bicarbonate 10 cc. V. (Ophthalmic)	1
18	2% Tannic Acid 10 ml. V. (Ophthalmic)	1

Other preparations

1	1% Acetic Acid 50 ml. V. Ear drops	75
2	2% Acetic Acid 50 ml. V. Ear drops	75
3	1% Cystein Solution 10 cc. V.	1

Preparation in ampoules—

1	8.4% Sodium bi-carbonate. 20 cc. ampoule	1,700
2	1% Methylene Blue 5 cc. ampoule	200

Other preparations—

1	Glycerine Test Tubes 5 cc.	24
2	Sodium Floride capsules 10 mg./Cap.	693

Other preparations.—

1	Glycerine Test Tubes 5cc.	24
2	Sodium Floride capsules. 10 mg./Cap.	693
3	Silicagel Test Tubes	25
4	1% Vioform Eye Ointment	2 pkts.
5	Sodium Chloride ampoule 10 cc.	10
6	1% Glycine Soln. 5 lit.	1 flask.
7	Distilled water for Kasturba 10 lit. Cariboy	379
8	Water for peritoneal dialysis 7.5 lit.	177 F. +27 E.

Eye Ointments—

1	1% Atropine Sulphate ointment	999	pkt.
2	6% Sulphacetamide ointment	1,750	pkt.
3	2% Homatropine HBr ointment	1,125	pkt.
4	1% Chlorophenicol ointment	2,150	pkts.

Sterile trays preparations

1	Furacine Gauze Tray MT	149
2	Furacine Gauze Tray ST	10
3	Furacine Gauze Tray BT	4
4	Vaseline Gauze Tray small	139
5	Sulpha ointment base trays	20
6	Common eye ointment base	30

Non sterile preparations

1	Compound Salicylic Acid ointment	370	Kgs.
2	Compound Salicylic Acid Powder	135	Kgs.
3	5% Sulphadimidine ointment	80	Kgs.
4	12% Sulphur Skin ointment	100	Kgs.
5	Compound Boric Acid Powder	60	Kgs.
6	25% Benzyl Benzoate Emulsion	811	Lit.
7	Zinc Cream	18	Kgs.
8	Zinc Cream Enteroquinal	66	Kgs.
9	Castor oil liquid soap for Enema	400	Lit.
10	Calamine Lotion	241.5	Lit.
11	Liniment of turpentine	16	Lit.
12	Liniment of Calamine	9	Lit.
13	Soft Soap	10	Kgs.
14	Compound Menthol Ointment	20	Kgs.
15	Urea Cream	2	Kgs.
16	Rose Water Ointment	76	Kgs.
17	Sulphur with salicylic acid ointment	30	Kgs.
18	Zinc oxide ointment	2	Kgs.
19	Soap Enema	175	Lit.
20	Pre'n of Milk	570	Lit.
21	Gum Mastic Soln.	250	ml.
22	2 x Cetrinide Soln.	494.50	Lit.
23	Cal. lactate tablets. 500 Kgs.	2,62,461	tabs.
24	Sinc paste	10	Kgs.
25	Calamine lotion with sulphur;	30	Lit.
26	Calamine lotion with resorcinol 100 ml.	1	Bottle
27	Potassium Ferocyanide with Potassium-Dichromate 250 ml. T. B.	1	Bottle
28	50 x Sodium Iodide Soln. 50 ml. BV.	2	
29	1 x Acriflavin Soln. 500 ml. T. B.	1	
30	O.1 N. Sodium bi-carbonate 500 ml. T. B.	1	
31	O.1 N. HCL Acid 500 ml. T. B.	1	

Analytical Section—

Total expenditure incurred during 1973-74.							Rs.
Yearly Salary	20,500.00
Depreciation cost	5,045.00
Rabbit Feeding	2,500.00
Electric consumption	700.00
Purchase of rabbits	200.00
Breakage	390.00
Chemical consumption	150.00
Gas consumption	150.00
Total							29,445.00

Total cost of Testings as per current rate of Haffkin Institute.

Name of tests.	Total No. of test	Haffkin cost per test	Total cost in Rupees	
			Rs.	Rs.
pH	595	3		1,785.00
Identification test	6,212	3		18,636.00
Chemical Analysis	6163	20		1,23,260.00
Heavy metal test Acidity test	882	5		4,410.00
Sterility test	1297	40		52,280.00
Pyrogen test	122	40		4,880.00
Toxicity test	20	40		800.00
Physical Test & General Inspection	5375	3		15,825.00
	<u>20466</u>			<u>2,21,876.00</u>

Rs.	
Thereore : Saving effected	2,21,876.00
Expenditure	29,445.00
	<u>1,92,431.00</u>

Testing done on Products of Kasturba Hospital—

In addition to tests done on the Products manufactured by Nair Hospital Pharmacy and purchased for the use of Nair Hospital, 77 batches of transfusion fluids amount to a total of about 4,000 bottles manufactured by Kasturba Hospital and 10 lots of Raw materials were tested for Kasturba Hospital of which 10% were rejected.

Total No. of tests done for the above amounts to 616 nos. for finished products and 55 nos. for raw material details of which are shown in the list attached.

Total cost of all the testings done for Kasturba hospital calculated on the basis of current rates of Haffkin Institute amounts to Rs. 9,608

The entire testings are done in the absence of Kasturba Hospital Technician by the Nair Hospital Analytical Staff. This has affected the No. of Pyrogen tests done for Nair Hospital products and reduced the total saving for the year.

Details of tests done are as follows :—

Finished Products—

Name of Test	No. of tests	rate per test	Total cost	
			Rs.	Rs.
1. Pyrogen test	77	40		3,080
2. Sterility test	77	40		3,080
3. Pharmacopical test	154	5		770
4. Heavy metal test	20	5		100
5. Chemical Assays	77	20		1,540
6. Identification test	77	3		221
7. Physical test	77	3		221
8. pH	12	3		36
				<u>9,048</u>

Raw Material—

1. Pyrogen Test	5	40	200
2. Chemical Assays	10	20	200
3. Physical tests	10	3	30
4. Identification test	10	3	30
5. Pharmacopical tests	20	5	100
			<u>560</u>

Total cost Rs. 8,608

DEPARTMENT OF PATHOLOGY AND MICROBIOLOGY

Report of Yearly Investigations Carried out in Central Laboratory

Year—1973.

59,981 Investigations were carried out in the Central Clinical Laboratory during the year 1973 (From 1st January 1973 to December 1973).

The post mortems performed during the above period is 629 Material collected for other laboratory investigations is 21,835 as shown below:—

Routine investigations in the Central Clinical Laboratory.

1. Blood counts and H B ...	17,891
2. Urine ...	17,857
3. Stool ...	7,894
4. Occult blood ...	4,000
5. Semen ...	617
6. Sputum ...	3,493
7. C. S. F. Routine ...	3,387
8. Pleural Fluid ...	897
9. Acetic Fluid ...	919
10. Blood Urea ...	923
11. Blood Sugar ...	1,136
12. Blood B. T. & C. T. ...	00
13. Throat Swabs. ...	600
Total ...	59,981

59,981

Collection of material blood

1. Blood Urea ...	1,248
2. Blood Sugar Fasting ...	2,278
3. Blood P. P. Sugar ...	2,406
4. R. A. Test ...	180
5. Serum Cholesterol ...	615
6. Uric Acid ...	411
7. Serum Bilirubin ...	519
8. Serum Proteins ...	390
9. Serum Alcium ...	398
10. L. T. F. ...	257
11. P. T. P. I. ...	28
12. E. S. R. ...	7,677
13. V. D. R. L. ...	2,497
14. ABORH ...	1,124
15. Serum Alkaline Phosph. ...	377
16. P. C. V. ...	462
17. S. G. O. T. & S.G.P.T. ...	294
18. Widal ...	190
19. Serum creatinine ...	384
Total ...	21,835
P. M. ...	629
Grand Total ...	82,445

21,835

629

82,445

Histopathology Section

Subject :—Annual Report for the year 1973.

Investigations carried out in Histopathology Section during the year 1973 (1st January to 31st December

1973)	
1. Post mortem blocks prepared ...	5,748
2. Fluids for Cytological Exam. ...	171
3. Surgical blocks prepared ...	6,156
4. Surgical blocks prepared (E. N. T. Unit) ...	83
5. Slides of Surgical tissues prepared ...	6,572

Details of Surgical Slides Prepared

1. Dr. Bhajekar Hospital ...	56
2. G. E. Department ...	257
3. Skin Department ...	18
4. Tata Hospital (Unstained) ...	15
5. Duplicate Slides ...	216
6. Special Stains ...	160
7. Practical class ...	155
8. Request from staff ...	16
9. Autopsies performed during the year 629.	

SEROLOGY SECTION

Total number of investigations carried out for the year 1973.

Hospital investigations done

C. S. F. VDRL	762
Blood VDRL	13,638
Blood Widal	1,298
Paul Bunnell Test	21
Weil Felix Tests	104
Brucellosis	18
Total:							15,841

Food Handler's Scheme

Blood VDRL	2,356
Urine	2,415
Stool	1,678
Blood Widal	2,356
Total							8,805

Blood Bank donors. VDRL investigations. 2,366.

Grand Total ... 27,012

HAEMATOLOGY

Yearly Report—1973

Month	HbTcDc	Stool	Urine	E. S. R.	Hb BTCT	Sputum.
January	16	9	44	37	35	...
February	44	33	43	16	31	...
March	9	5	25	12	24	...
April	11	16	19	26	19	...
May	1	5	8	21	3	...
June	4	1	22	18	2	...
July	20	18	53	20	42	...
August	11	10	12	8	12	...
September	8	8	23	13	23	1
October	23	14	30	28	25	...
November	29	14	224	21	11	...
December	45	31	42	37	24	1
Total	221	164	325	257	251	2

Annual Report of the year 1973 (Bacteriology Section)

I.—Routine Examination of Smear and Culture:

1. Urine	4,418
2. Cerebrospinal fluids	1,185
3. Aspirated fluids (Miscellaneous)	62
4. Ascitic fluids	181
5. Pleural fluids	220
6. Peritoneal fluids	51
7. Pericardial fluids	22
8. Hydrocoele fluids	10
9. Intestinal fluids	20
10. Synovial fluids	15
11. Miscellaneous Swabs from aspirates	37
12. Pus and pus swabs	1,462
13. Wound Swabs	71
14. Umbilical Swabs	9
15. Ulcer Swabs	28
16. Abscess Swabs	130
17. Sputum	3,463
18. Bronchial aspirates and Swabs	36
19. Throat Swabs	420
20. Nasal Swabs	32
21. Pharyngeal Swabs	5
22. Laryngeal Swabs	06
23. Swabs from lips, tongue, palate etc.	24
24. Ear Swabs	374

25. Cystic fluid and Swabs	10
26. Swabs from kidney, liver, lung etc.	102
27. Lymph Nodes	3
28. Stool and Rectal Swabs	106
29. Conjunctival and Corneal Swabs	130
30. Miscellaneous Swabs from the eye	30
31. Cervical and vaginal Swabs	24
32. Gastric Lavages	1
33. Urethral Prostatic and Endometrial Swabs	95
34. Miscellaneous	30
Total	12,512

II.—Routine Cultural Examinations :

1. Blood and Blood clots	970
2. Stool and Rectal Swabs	10
3. Throat and Nasal Swabs (for <i>C. diphtherae</i>)	15
4. Cerebrospinal fluid	75
5. Pus	30
6. Wound Swabs	33
7. Miscellaneous swabs, and aspirates	10
Total	1,143

III.—Smear and Cultural Examination for Anaerobes :

1. Wound Swabs	63
2. Pus Swabs	126
3. Swabs from Kidney, liver etc.	4
4. Material for testing sensitivity	46
5. Ear Swabs	206
6. Miscellaneous	3
Total	448

IV.—Smear and Cultures for fungus :

1. Skin scraping	2
2. Vaginal and cervical swabs	10
3. Sputum and Bronchial swabs	55
4. Urine	45
5. Ear Swabs	15
6. Cerebrospinal fluid	12
7. Vegetations	4
8. Swabs from lips, Throat etc.	28
9. Intestinal and jejunal fluid	4
10. Miscellaneous swabs and aspirates	21
Total	285

V.—Smear and Cultural Examination for *M. Tuberculosis* :

1. Sputum	37
2. Urine	13
3. Cerebrospinal fluid	314
4. Pleural fluid	96
5. Ascitic fluid	32
6. Synovial fluid	3
7. Gastric lavage	1
8. Pus	325
9. Vaginal, cervical, Endometrial swabs	78
10. Lung, swabs, Bronchial swabs	109
11. Miscellaneous	93
Total	1,565

VI.—Cultivation with carbon Di-Oxide :

1. Urine	125
2. Prostatic and Urethral swabs	58
3. Vaginal and cervical swabs	73
4. Pus	65
5. Swabs from brain, lung, kidney etc.	74
6. Cerebrospinal fluid	885
7. Miscellaneous Swabs and aspirates	75
Total	1,355

VII.—Examination of Smear only :

1. Smears from lung, kidneys, spleen etc.	45
2. Skin scrapping	8
3. Wet preparation for Trichomonas of vaginal and cervical swabs	72
4. Wet film preparation of urine	50
5. Wet film preparation of stool and Rectal swabs	95
6. Wet film preparation of liver aspirates	32
7. Urethral and Prostatic smears	4
8. Vaginal and cervical smears	73
9. Miscellaneous	41
10. Sputum for A F B—Direct method	4,037
11. Sputum for A F B—Concentration method	78
12. Hanging drop preparation	55
Total	4,590

VIII.—Tests :

1. Sensitivity Tests	4,700
2. Coagulation Tests	860
3. Agglutination Tests	341
4. Biochemical Tests	300
5. Biochemical Tests and Triple-Sugar, Iron agrs	4,600
6. Inulin Fermentation Tests	283
7. Bile solubility tests	283
8. Gerson's Tests	10
9. Fre's Tests	8
10. Preparation of autovaccines	1
11. Biological Tests	25
12. Miscellaneous Tests and Examination	5
13. Blood Bank Anti serum filtration	12
14. Urea fermentation test	4,000
15. Phosphatase Test	...
Total	15,428

IX.—Special Investigation and Research :

1. Bacteriological Investigation of Operation theatre and Wards	90
2. Study of organisms from blood and urine, throats swabs of leukemia patients	54
3. Study of tubercle bacilli	51
4. Study of fungi from palate and oral lesions	30
Total	225

X.—Emergency Investigations Carried out in the Medical Units :

1. Blood	4,521
2. Urine	4,434
3. Stool	45
4. C. S. F.	121
5. Pleural fluids	22
6. Ascetic fluids	47
7. Other Aspirated fluids	6
8. Smear and cultures of CSF and other aspirated fluid	50
9. Stool culture	8
10. Examination for blood sugar and Urea. N.	189
11. Miscellaneous for smear and culture	2
12. Miscellaneous Biochemical examination	2
Total	10,147
Grand Total	47,701

CHEMICAL PATHOLOGY

From January 1973 to December 1973

1. Blood Sugars	15,383
2. Glucose Tolerance Curves	414
3. Blood Urea Nitrogen	8,927
4. Serum Creatinine	1,206
5. Serum Urin Acid	206
6. Creatinine Clearance Tests	23
7. Plasma Fibrinogen	99
8. Serum Proteins	3,097
9. Serum Albumin	3,097
10. Serum Globulin	3,097

11. Serum Alkaline Phosphatase	1,789
12. Serum Thymol Turbidity	1,573
13. Vanden Bergh Reaction	2,112
14. Icteric Index	2,112
15. Serum Billirubin Total	2,112
16. Serum Bilirubin Direct	1,388
17. S. G. O. T.	1,485
18. S. G. P. T.	1,501
19. Prothrombin time and Index	1,257
20. Serum	254
21. Serum Amylase	124
22. R. A. Test	197
23. Serum Cholesterol	2,852
24. Gastric Analysis	303
25. C. S. F. Sugars	2,213
25A. C. S. F. Chlorides	2,213
26. Bromsulphthalein tests	34
27. Urine Urobilinogen	30
28. Serum Inorganic Phosphorus	1,673
29. Serum Total Lipide	262
30. Serum Triglycerides	262
31. Serum Phospholipids	262
32. S. H. B. D.	71
36. Disc Electrophoresis	322
37. Serum Sodium	2,362
38. Serum Potassium	2,362
39. Serum Chloride	2,362
40. Serum Calcium	497
41. Urine Calcium	2
42. Urine Proteins	2,023
43. Colloidal Gold Tests	139
44. Benes Jones' Protein	4
45. Urine Creatinine	13
Total	71,855

BLOOD BANK

Yearly Report 1973

1. No. of Donor's Blood	4,507
2. Voluntary Donor's	2,141
3. Brought from other Hospital	541
4. Given to other Hospital	201
5. Grouping done	10,656
6. Rh-typing done	10,074
				...Positive	...	582
				...Negative	...	4,370
7. Transfusion	37
8. Coomb's Test	59
9. Antibody Titer	6,001
10. Cross Matching	

Number of Grouping done in 1973

Month	AB	A	B	O	Rh Negative	Rh Positive	Total
January	84	233	275	305	49	848	897
February	72	273	292	278	48	867	915
March	80	270	339	325	42	972	1,014
April	75	223	286	296	46	834	880
May	87	241	274	257	50	809	859
June	78	239	305	309	45	886	931
July	109	278	348	338	51	1,022	1,073
August	35	130	168	159	31	461	492
September	78	213	259	294	52	792	844
October	71	272	301	305	48	909	949
November	83	253	331	346	74	939	1,013
December	70	203	247	269	46	743	789
Total	922	2,828	3,425	3,481	582	10,082	10,656

No. of Donor's Bleed in 1973.

Month	AB	A	B	O	Prof	Rep	Total
January	29	70	148	139	259	127	386
February	24	108	125	101	168	190	358
March	19	132	103	179	253	170	423
April	24	105	124	128	220	161	381
May	23	68	86	101	159	119	378
June	32	87	126	107	154	198	352
July	31	91	112	114	125	222	348
August	7	48	87	65	88	99	187
September	31	92	104	142	60	309	369
October	15	68	78	78	69	170	239
November	20	84	91	135	130	200	230
December	22	91	112	90	129	176	315
Total	277	1,034	1,276	1,379	1,824	2,141	3,966

No. of Cross Matching in 1973

Month	AB	A	B	O	Total
January	53	123	184	154	514
February	21	137	183	128	469
March	25	187	139	238	589
April	33	95	153	189	470
May	45	108	128	118	399
June	62	136	157	201	556
July	44	151	146	183	524
August	15	122	123	134	394
September	23	76	101	73	273
October	50	181	121	205	557
November	39	170	215	250	674
December	36	172	189	185	582
Total	446	1,658	1,839	2,058	6,001

Number of Transfusion in 1973

Month	AB	A	B	O	Total
January	42	80	144	125	391
February	15	106	135	97	353
March	17	131	96	196	440
April	28	103	123	146	401
May	22	85	114	106	328
June	58	109	121	145	433
July	34	118	141	162	455
August	9	74	83	114	280
September	21	48	77	62	208
October	29	116	79	148	372
November	23	81	112	142	358
December	26	107	104	114	351
Total	322	1,158	1,329	1,560	4,370

No. of Coombs and Antibody done in 1973

Month	Coombs Test	Antibody Titer Test.
January	3	5
February	2	6
March	3	4
April	4	6
May	5	4
June	3	5
July	3	4
August	2	5
September	3	4
October	2	5
November	3	6
December	4	5
Total	37	59

Number of blood brought from other hospitals in 1973

Month	AB	A	B	O	Total
January	8	1	4	6	19
February	...	19	...	5	24
March	...	10	2	16	28
April	4	6	7	9	26
May	...	3	18	8	29
June	19	17	1	23	60
July	9	23	11	44	87
August	2	34	20	33	89
September	...	4	4	...	8
October	9	16	19	8	52
November	6	16	5	16	43
December	8	19	13	36	76
Total	65	168	104	204	541

Number of blood given to other hospitals in 1973.

Month	AB	A	B	O	Total
January	...	19	8	15	42
February	...	7	5	7	19
March	...	1	6	9	16
April	2	3	1	3	9
May	...	8	5	1	14
June	...	2	2	...	4
July	2	10	2	10	24
August	2	16	4	10	32
September	5	11	30	12	58
October	3	8	8	18	37
November	...	7	3	13	22
December	5	5
Total	14	81	74	102	281

DEPARTMENT OF PATHOLOGY AND MICROBIOLOGY

List of Publication Year. 1973

Dr. S. M. Purandare :

1. Endodermal sinus tumour of the ovary.
Indian Journal of Cancer September, 1973. (Jointly with Dr. A. M. Phatak).
2. Multiple primary Neoplasms.
Journal of Postgraduate Medicine. (Jointly with Dr. I. V. Shah).
3. Histopathological study of Nephrotic Syndrome in Adults.
Journal of Postgraduate Medicine. January 1973. (Jointly with Dr. V. V. Shanbhag).
4. Recurrent Meningiome with Sarcomatous change.
Indian Journal of Cancer. (Jointly with Dr. N. M. Bhansali).

Dr. D. U. Antani :

1. Gastroenteritis in Bombay—bacteriological study.
Journal of Associations of Physicians of India, February 1973.
2. Em Etiological concepts of leiomyoma vagina—review of literature and a case report.
This paper was published jointly with the deptt. of Gynaecology and Obst. in the journal of Obstetrics and Gynaecology of India, August 1972.

Conference attended :

1. Attended the Third National Conference in Infectious diseases held in Bombay on 8, 9, 10th of December 1973. I was an Office bearer of the organizing Committee (Treasurer) of this conference. The following papers were published during this conference.
 - (a) Characterization of strains of vibrios isolated in Bombay.
 - (b) Sensitivity of Salmonella organisms to chloramphenicol.

Dr. I. V. Shah :

1. Multiple Primary Neoplasms—a case report of anaplastic bronchogenic carcinoma and generalised lymphosarcoma with review of literature.
Journal of Postgraduate Medicine. July 1973. (Jointly with Dr. S. M. Purandare).
Dr. S. R. Prabhu ... Nil.
Dr. V. V. Kale ... Nil.

DEPARTMENT OF ANATOMY

Special Department Activities :

1. Objective Assessment of Student Performance with preparation of Multiple Choice Question Bank.
2. Research in the analysis of student assessment.
3. Electives for undergraduate students based on specialised techniques involving simple histochemistry, Cytology, Photo-micrography and colorimetry as well as modelling and charts.
4. Most of the photomicrographs of the whole Institution, whether for departmental, teaching, publication or conferences and research are photographed in this department both in black and white and colour.
5. Research project on study of Tissues from the Head and Neck department completed with research grant.
6. The Department has been in charge of the Artist Section of the College and Hospital.

Research—Dr. E. J. D'Souza :

1. Exfoliative Cytology, hormonal, cancer Screening and Barr Bertram study.
2. **Histochemistry :**
 - (a) Experimental and investigative on diseased tissue.
 - (b) Enzyme Histochemistry (Applied studies).
 - (i) Fungi (with Dr. Vahalia and Mrs. Kiran).
 - (ii) Diseased conditions.
 - (iii) Studies on testicular histochemistry with Mr. Miranda.
 - (c) Studies on experimental bone healing and repair and reaction to implants, with Dr. Mrs. Noronha.
 - (d) Enzyme studies on chick liver and heart under experimental condition with Mrs. Leela Joshi.

Papers read or sent for publication :

- (a) Use of the granuloma pouch as a model site for implants studies with Dr. Tapia—Dr. de Souza (read at the staff Society).
- (b) Use of specialised methods for the Histological study of tissues of the Larynx (true Vocal cord) and the synovial membrane. (Dr. E. J. de Souza—read at Staff Society).
- (c) Histochemical localization of S. D. Enzyme in Aspergillus—Mrs. Kiran, Dr. Vahalia and Dr. E. J. de Souza, accepted for publication.
- (d) Basic Genetics—read by Dr. E. J. de Souza at the Seminar, Indian Federation of Catholic Medical Guilds, Banglore and in press.
- (e) Paper published on Studies in Metaplastic Ossification following Homologous Cartilageous implants. Drs. P. M. Pai, C. K. Deshpande and E. J. de Souza Ind. Jour. of Path. and Bact., Vol. 16, No. 3, July 1973 (P. 47-54).

Important new additions (Equipment) :

1. Autotechnicon Ultra-for rapid and large scale tissue processing.
2. Gestetner Duplicating Machine.

DEPARTMENT OF BIOCHEMISTRY

Research work :—

Problems of research undertaken.

1. Excretion of amino acids in health and disease.
2. Studies in liver function in thyroid disorders.

DEPARTMENT OF PHYSIOLOGY

Publications :

Dr. J. V. Bhatt : Associated with Dr. Parulkar and Dr. Barua for their publications listed below :—

- | | | |
|---------------------------|-----|--|
| Dr. (Smt.) V. G. Parulkar | ... | (1) Smoking and Leucocyte Counts J. of Postgrad. Med. Vol. XIX, No. 3, July (pp. 132-135). |
| | | (2) Observations on some Physiological effects of Transcendental Meditation T. M. Accepted for pub. in Ind. J. of Med. Sc. |
| Dr. (Smt.) M. J. Barua | ... | (1) Some observation on skinfold measurements. Paper read at A. P. P. I. Annual conference (To be published). |
| | | (2) Co-worker for the publication of Dr. Parulkar at Sr. No. 1 as above. |

Participation in extra curricular activities and conferences etc.

- Dr. J. V. Bhatt— (1) Attended the conference of Association of Physiologists and Pharmacologists of India at Bhopal in Dec. 1973.
- (1) Attended 13th Annual conference of Indian Association for Advancement of Medical Education of Manipal in Jan. 1974.

Health Check Up Centre :—

A Statement showing the attendance at the Health Centre from Jan. to Dec. 1973. The amount received by way of fees and the salary paid etc is shown below :—

Month.	Monthly attendance	Total monthly amount received. Rs. P.
January	26	260.00
Feb.	23	230.00
March	27	270.00
April	24	240.00
May	30	300.00
June	33	330.00
July	45	450.00
Aug.	15	150.00
Sept.	12	120.00
Oct.	26	260.00
Nov.	40	400.00
Dec.	18	180.00
	319	3190.00

DEPARTMENT OF PHARMACOLOGY**Publications :—**

1. Satoskar R. S. : Course content of Pharmacology Practicals for undergraduate Medical Students. Ind. J. Pharmac. 5,319-321, 1973.
2. Parab P. B., Kulkarni B. N. and Satoskar R. S. : Diurnal variations in the composition of blood and Urine in India from warm and humid climate. Ind. J. Med. Sci. 27 : 836-842, 1973.
3. Parab P. N., Kulkarni B. S. and Satoskar R. S. : Total body exchangeable potassium in apparently healthy men from warm and humid climate Ind. Med. Sci. 271, 943-848, 1973.
4. Bhansali S. K., Satoskar R. S., Bijlani J. C., Pai-Dhungat J. V., Govindan V., and Shanbhag V. V. Some facets of nontoxic goitres : an appraisal of 884 cases. Ind. J. Surg. 35 : 473-479, 1973.
5. Bhansali S. G., Bijlani J. C., Ghorey S. M. Satoskar R.S., Pai-Dhungat J. V. and Shanbhag V. V. Solitary Nodule in Thyroid gland—A study of 322 cases Jour. of Postgraduate Med. 14,177-184, 1973.
6. Koppikar M. M. and Satoskar R. S. Some observations of ECIL Renograph. Paper presented at 5th Annual conference Society of Nuclear Medicine India, Berhampur Nov. 2, 1973.
7. Inamdar-Deshmukh A. B., Jathar V. S. and Satoskar R. S., Rapid Method for the estimation of vitamin B12 in serum and erythrocytic by using Co 57 Cyanocobalmin Paper presented at 5th Annual Conf. Society of Nuclear Medicine India, Berhampur Nov. 1973.

Dr. D. A. Joseph and Dr. J. C. Bijlani : Paper submitted for presentation at the Maharashtra Chapter of IAAME on 21st Feb. 1974. Reorientation of the undergraduate Pharmacology curriculum.

Conference attended :—

Dr. D. A. Joseph : Attended Haffkine International Symposia on Helminthiasis, Tropical Diseases & Cholera.

Research Projects :—

Dr. D. A. Joseph : Serum B12 studies in Healthy Volunteers. 2. Evaluation of the hepatotoxicity of pichorhiza Kurrola.

TOPIWALA NATIONAL MEDICAL COLLEGE

The College has been permanently affiliated to the University of Bombay for teaching the courses of studies leading upto M.B.B.S. and Post-graduate examinations.

The College is affiliated with the College of Physicians and Surgeons of Bombay for post-graduate diploma courses.

The College has been affiliated to the University of Bombay for teaching the courses of studies leading to B.Sc. (Audiology & Speech Therapy) Degree examinations.

The number of undergraduate students on the roll at the close of the year was 651 out of which 163 were lady students. The number of post-graduate students was 1134 including 322 ladies. Students registered for Diploma courses of the College of Physicians and Surgeons of Bombay were 116 including 39 lady students.

UNIVERSITY & COLLEGE PRIZES

Name of the student	Name of the Prize awarded.
College Prizes	
(1) Shri Lall T.K.	... Dr. L.H.Hiranandani Scholarship for 1973.
(2) Shri Rodrigues J. F. M.	... Dr. D. V. Patel Scholarship for 1973.
(3) Shri Malkan M. N.	... Mrs. Jane Patrao Scholarship for 1973.
(4) Shri Pandya M. N.	... Dr. E. S. Sanker Narayan Iyer's Prize or Scholarship.
For I M. B. B. S. Examination—October 1973.	
(5) Smt. Shenoy P. N.	... (1) Dr. D. D. Variava's Prize ... (2) Dr. D. D. Sathe's Prize.
(6) Shri Email H. S.	... Dr. S.B. Parchure's Prize.
(7) Shri Bendre M. B.	... Dr. G. P. Nair Scholarship in Embryology Competitive examination held in September 1973
(8) Smt Raizada R. M.	... (1) Mahatma Gandhi Memorial Prize. ... (2) Dr. R. L. Adiga Prize.
For II M. B. B. S. Examination—April 1973.	
(9) Shri Sureka P. R.	... (1) Dr. V. G. Rele's Scholarship. ... (2) Dr. S. S. Rau's Prize. ... (3) Dr. Manek Bilimoria Prize. ... (4) Shri Doongarshi A. Kaira's Prize. ... (5) Dr. W. B. Bhawe Memorial Prize.
(10) Shri Cadaria J. G. &	... (1) Dr. H. A. Maniar's Prize.
(11) Shri Patel J. J.	... (1) do (equally shared).
College Competitive Examination	
(12) Shri Saraogi R. M. S	... (1) Dr. D. H. Dudha Memorial Prize in Competitive Examination in Medicine for the year 1973. (Equally shared).
(13) Shri Mudliar R. K.	... (1) Dr. N. V. Ajinkya Midwifery Medal in Competitive Examination in Obst & Gyn. for the year 1973.
(14) Smt. G. P. Talreja	... Dr. Lalkaka Prize in the Competitive Examination in Psychiatry for the year 1973-74.
(15) Shri Sureka P. R.	... Dr. A. L. Nair Scholarship in Medicine for the year 1973.
(16) Shri Chakravarti V. S.	... (1) Dr. P. F. Soonawala Gold Medal. ... Dr. A. L. Nair Memorial Gold Medal.
For III M.B.B.S. Examination—October 1973.	
(17) Shri Abreo K. D.	... (1) Dr. D. B. Pandya's Prize in Rooks. ... (2) Smt. Gopikabai Narayan Karande's Prize. ... Snehalani Ranade Paritoshika for Girl student.
(18) Shri Chogle A. R.	... (1) Dr. Parab Memorial Prize. ... (2) T. C. F. Gold Medal } Awarded by Messrs. Rallies India ... (3) Merck Award } (Ltd.) & Messrs. E. Merck India ... } (Ltd.).
(19) Shri Mudliar R. K.	
(20) Smt. Talreja G. P.	
(21) Shri R. M. Saraogi	
UNIVERSITY PRIZES—1973.	
III M.B.B.S. Examination—April 1973	
(22) Shri Menir A. U.	... (1) The Manorama Vijayrai Hazarat Scholarship and ... (2) The late Dr. Yeshwant Govind Apte Memorial Prize.
III M.B.B.S. Examination—October 1973.	
(23) Shri Mudaliar R. K.	... (1) The Balkrishna Sudamji Prize and ... (2) The Bal Bahubhai Phirozshah Vakil Prize. (Shared between two students).

Number of students on roll as on 31st March 1974.

Class	Male	Female	Total
III M.B.B.S. III Term	34	6	40
III M.B.B.S. II Term	78	20	98
III M.B.B.S. I Term	32	6	38
II M.B.B.S. III Term	77	30	107
II M.B.B.S. II Term	24	5	29
II M.B.B.S. I Term	89	38	127
I M.B.B.S. II Term	90	50	140
III M.B.B.S. Casuals	25	4	29
III M.B.B.S. Seniors	4	1	5
III M.B.B.S. Cond. Course	1	...	1
II M.B.B.S. Seniors	2	...	2
I M.B.B.S. Seniors	1	...	1
I M.B.B.S. Casuals	19	2	21
I M.B.B.S. Cond. course Casuals	6	...	6
I M.B.B.S. (Irregulars)	5	...	5
I M.B.B.S. Cond. Course Casuals (Irregulars)	1	1	2
Total ...	488	163	651

AUDIOLOGY & SPEECH THERAPY SCHOOL

The year 1973 was a year of important events which has to contribute substantially towards enhanced facilities for the rehabilitation of speech and hearing handicapped in the city of Bombay. Municipal Corporation of Greater Bombay agreed to set up School for deaf children under Audiology and Speech Therapy School for which class room facility was given from Agripada Municipal School. 4 classes for Deaf Children are now conducted in two languages viz. Marathi and Hindi for the benefit of 40 children from low middle class income group. 4 special teachers for Deaf have been appointed on the part-time basis.

University of Bombay permitted us to admit 5 more students to F. Y. B. Sc. (A.S.T.) from outside Bombay. This was in response to our request for admitting more students to provide speech therapists from other area in the Maharashtra. We admitted 15 students in all, out of which one dropped out so the final number of students is 14.

University examination :—

A total of 12 students appeared for Final B.Sc. in April 1973 out of which 7 passed (58%). Out of those who failed and reappeared in November 1973 three passed. For the F.Y.B.Sc. (A.S.T.) Examinations all students failed the Exam. and re-appeared in November with 92% passing.

Indo Danish Project :—

Under this project we have distributed 180 number of hearing aids to children and adults. More than 300 ear moulds were prepared and supplied for these children and adults. Under the project we have received stock of spares like batteries and cords to be given as a replacements free of cost to the patients who have been given hearing aids in the past.

The official representative of Government of Denmark visited our department to see the working of Indo-Danish project. He was impressed with the efficiency with which the distribution and follow up work is handled by the staff members in charge of this project. As a result of his visit our institution will get some more replacement parts and facilities for the repair of hearing aids.

Patients Load :—

Every year case load has been increasing and this year 2,447 were examined and treated for various speech and hearing defects. This load would have been more but for the fact that restrictions on appointments to see the patients had to be imposed as the department was being renovated and this took nearly three months in the first half of the year. Average number of cases for treatment per day remains at the previous years level. Since pressure of work continues, it is necessary to increase clinical staff in the near future.

Electronic Laboratory :—

With the appointment of full time Sr. Electronic Technician we have established well equipped Electronic Laboratory for the repair, maintenance and designing of Audioacoustic equipment being used in our department. The delicate job of calibration of audiometers and repairs of hearing aids has been successfully carried out by this section. We have also developed a special speech trainer for the deaf. With the addition of equipment worth Rs. 64,000 under the IVth Danish credit we will be well placed to deal with the problems of repairs and maintenance of electronic equipment. However, considering the nature of work it is essential to create a new post of Electronic Engineer in addition to the Electronic Technician.

Other Activities :—

The project of Cleft Palate which was undertaken by Mr. R. K. Oza, Professor and Head of Audiology and Speech Therapy Department (P. T.) with Dr. F. Mirza, Professor of Prosthodontia, Nair Dental College under the ICMR has been completed and final report submitted with encouraging results. The purpose of the project was to design, develop and manufacture special types of artificial appliances for cleft-palate patients who cannot benefit with any other surgical measures.

The vestibular Research Laboratory for the advanced and detailed investigations of diseases and those order affecting balance mechanism and hearing was inaugurated by Hon. Minister Shri Antule in January 1973. Large number of patients have been benefitted with these investigations. This laboratory is under department of Otolaryngology.

Below given statement showing the number of cases seen at Audiology and Speech Therapy School for the year 1973.

Statement showing the number of books seen at *Multi-sensory and Speech Therapy School* in the year 1973.

Serial No.	Diagnosis	Jan.	Feb.	Mar.	Apr.	May	June	July	Aug.	Sept.	Oct.	Nov.	Dec.	Total
1	Audiogram	166	50	87	85	156	145	119	96	109	133	195	194	1535
2	Hard of Hearing	25	21	32	26	26	29	37	25	23	26	36	22	328
3	Stammering	28	14	16	11	39	22	24	13	8	29	16	18	238
4	Cleft Palate	3	2	2	2	4	3	4	4	24
5	Laryngectomy	...	2	1	1	2	6
6	Dysarthria	2	3	3	1	3	...	2	2	1	1	...	4	22
7	Dysphonia	2	1	3	9	1	3	...	4	5	1	29
8	Aphasia	2	2	2	1	2	1	1	1	1	1	4	4	22
9	Dyslalia	5	2	7	3	8	12	5	8	3	2	3	4	62
10	Delayed Speech	3	3	9	6	8	7	10	8	3	7	10	10	84
11	Hoarsness of Voice	4	2	2	1	1	10
12	Mentally Retarded	9	3	6	6	6	6	5	...	2	3	5	5	51
13	Cerebral Palsy	4	...	3	1	1	2	1	1	13
14	Multiple Handicapped	2	9	...	4	...	3	18
15	Mangoloid	...	1	1	2
16	Normal Speech	1	1
17	Not Confirm	1	1	2
TOTAL		252	104	171	148	255	240	208	165	150	206	269	279	2447

TOPIWALA NATIONAL MEDICAL COLLEGE LIBRARY

The total number of books added to the library during the year was 1,058 as against 978 during the previous year. Out of these, 211 were donated to the library.

The library subscribed 280 periodicals as against 278 during the last year. 106 periodicals were received gratis from the publishers, the Hon. Staff of the Nair Hospital and others. The library, therefore, had 386 current periodicals as against 371 during the last year.

The number of books and periodicals issued on the premises to the undergraduates, postgraduates, the teaching staff of the college and to the post-graduates, teachers and researchworkers from other institutions was 93767 as against 99681 during the last year.

5542 books, periodicals were issued out for home reading to the teaching and resident staff of the B. Y. L. Nair Hospital and the T.N. M. College and against 4834 during the last year. 28 bound volumes of periodicals were borrowed from the various institutions participating the inter-loan scheme and 35 were loaned out of them.

59 books were written off.

The library had at the end of the year 20,011 books as against 19,016 of the previous years and 7,690 bound volumes of periodicals as against 7,622 of the previous year.

NURSING STAFF

During the year 61 students passed the General Nursing examination Part II and 57 students passed the mid-wifery examination.

POOR PATIENT FUND

Donation to the extent of Rs 9,512.80 were received during the year in addition to Rs. 18,464.02. collected from the boxes kept in the wards and O. P. D. of the Hospital.

A amount of Rs. 8,51,73.40 were spent from the fund towards Medicine, Drugs appliances, etc., for the poor patients.

ANNUAL EXPENDITURE

The total expenditure incurred on the maintenance of the hospital including liabilities at the end of the year amounted to Rs. 1,36,07344.64 as against Rs. 1,27,94,116.82 for the previous year.

Appendices 1 to 8 give the information about the work of the Hospital in Statistical form.

ANNUAL COST AND REVENUE

The total expenditure of the College amounted to Rs. 23,91,925.83 during the year ending report as against Rs. 27,94,023.04 during the previous year. The net revenue of the college by way of Tution fees, Miscellaneous receipts etc. amount to Rs. 3,31,615.00 as against Rs. 3,26,818.00 for the previous year.

DR. BHAJEKAR HOSPITAL

During the year 1973, 6,750 New cases were examined, 1,309 patients were admitted for indoor treatment

Total number of operations performed during the year 1973 were 1,309.

The expenditure per patients was Rs. 7.59 per day.

Dr. M. S. KEKRE,

Dean,

*B. Y. L. Nair Charitable Hospital
and Topiwala National Medical
College, Bombay 8.*

APPENDIX No. 1
Distribution of Beds.

Unit	Male	Female	Child	Total
Medical	107	36	...	143
Surgical	96	36	...	132
Gynaec	...	40	...	40
Obstetric	...	55	...	55
Paediatric	46	46
Orthopedic	26	10	..	36
E. N. T.	26	10	...	36
Ophthalmic	22	10	...	32
Skin & V. D.	12	4	...	16
Tuberculosis	16	16
Psychiatry	10	10
Tetanus	3	2	...	5
Gastroenterology (Medical)	12	4	...	16
Gastroenterology (Surgical)	3	2	...	5
Cardiology	8	2	...	10
Cardiac Surgery	3	2	...	5
Neurology	13	2	...	15
Neuro-Surgery	12	4	...	16
Genito-Urinary Surgical Service	3	2	...	5
Rheumatic	3	2	...	5
Chest Diseases	3	2	...	5
Keratoplasty	2	2	...	4
Thoracic Surgery	3	2	...	5
Plastic Surgery	11	5	...	16
Nephro & Diabetic	6	4	...	10
Renal	2	2
Intensive Care	5	5
Medical Students	10	10	...	20
Speciality	2	2
Total	419	248	46	713

APPENDIX No. 2

Particulars of in-door and out-door patients treated during the year 1973 and 1972, Number of operations, etc.

Particulars.	FIGURES FOR	
	1973	1972
'A' In-patients		
(1) Scheduled strength of beds	713	713
(2) Daily average number of in-patients	901.18	854.69
(3) Total number of new in-patients treated	38,214	34,855
(4) Average number of days each patient was resident	8.06	8.97
'B' Out-patients		
(1) Total number of new out-patients	2,70,337	2,70,723
(2) Daily average number of new out-patients	886.35	887.62
(3) Total number of out-patients attendance (excluding Casualty cases)	11,27,168	12,56,483
(4) Daily average number of out-patients attendance	3,739.28	4,285.41
(5) Total number of Casualty patients	13,312	10,568
'C' Operations		
(1) Total number of Operations on in-door patients	11,801	10,489

APPENDIX No. 3

ACCIDENT CASES

The following table shows the number of accident cases treated during the year under report in occupation with that of the previous year.

Sex	Treated in casualty Department.		Admitted through Casualty Department.		
	1973-74	1972-73	1973-74	1972-73	
Male	9,182	7,547	2,376	1,611	
Female	2,209	1,647	902	641	
Children	Male	1,266	930	567	413
	Female	655	444	308	257
Total	13,312	10,568	4,153	2,922	

APPENDIX No. 4.

Statement showing the number of Deliveries conducted at this hospital during the last 10 years.

Year	No. of Deliveries							
1964	2621
1965	2540
1966	2694
1967	2696
1968	2667
1969	2098
1970	2453
1971	2418
1972	2696
1973	2999

APPENDIX No. 5

Relative cost per In-patient and Out-patient per day during 1973-74 and previous two years.

Particulars	1973-74	1972-73	1971-72
	Rs. P.	Rs. P.	Rs. P.
In-patient	29.14	27.88	25.80
Out-patient	3.09	2.38	4.15

APPENDIX No. 6

Statement showing the details of cost per In-patient per day for 1973-74 and previous two years.

Year	Diet	Drugs Dressing, etc.	Stores and Linen	Heating Lighting and repairs	Establishment	Total
	Rs. P.	Rs. P.	Rs. P.	Rs. P.	Rs. P.	Rs. P.
1973	3.27	11.20	1.15	1.63	11.89	29.14
1972	2.62	11.52	1.10	1.28	11.26	27.88
1971	2.57	8.82	1.06	0.99	12.36	25.80

APPENDIX No. 7

Statement showing the Average Cost per Out-patient per day for 1973-74 and previous two years.

Year	Drugs Dressing, etc.	Stores and Linen.	Heating Lighting & Repairs.	Establishment.	Total.
	Rs. P.	Rs. P.	Rs. P.	Rs. P.	Rs. P.
1973	1.66	0.17	0.21	1.05	3.09
1972	1.43	0.14	0.18	0.63	2.38
1971	1.15	0.13	0.08	0.73	2.09

APPENDIX No. 8

Summary of In-patients classified according to Department and Sex for the period from 1-1-1973 to 31-12-1973.

Department.	Sex.	In the Hospital on Mid-night of 31-12-72.	Admitted during 1973.	Total.	Discharged during 1973.	Deaths.	In the Hospital on Mid-night of 31-12-73
Medical	Male	144	6,777	6,921	6,146	589	186
	Female	83	2,933	3,016	2,703	235	78
	Total	227	9,710	9,937	8,849	824	264
Surgical	Male	89	5,293	5,382	5,046	231	105
	Female	52	1,802	1,854	1,699	113	42
	Children—						
	Male	6	942	948	919	19	10
	Female	5	732	377	358	17	2
Total		152	8,409	8,561	8,022	380	159
Ophthalmic	Male	20	486	506	496	...	10
	Female	12	298	310	307	...	3
	Children—						
	Male	2	43	45	45
	Female	1	20	31	31
Total		35	857	892	879	...	13
Gynaecology	Female	39	1,786	1,825	1,774	12	39
	Children—						
	Female	...	1	1	1
Total		39	1,787	1,826	1,775	12	39
Skin and Venereal Diseases	Male	5	102	107	99	2	6
	Female	2	32	34	31	1	2
	Children—						
	Male	...	5	5	4	1	...
	Female	...	2	2	2
Total		7	141	148	136	4	8
Aural	Male	19	939	958	888	27	43
	Female	16	746	762	732	7	23
	Children—						
	Male	4	463	467	461	3	5
	Female	2	477	479	473	...	6
Total		41	2,625	2,666	2,554	37	75
Orthopaedic	Male	41	1,330	1,371	1,271	33	67
	Female	43	548	591	546	12	33
	Children—						
	Male	8	320	328	317	2	9
	Female	7	184	191	183	1	7
Total		99	2,382	2,481	2,317	48	116
Paediatrics	Male	43	2,661	2,704	2,436	237	31
	Female	27	1,876	1,930	1,654	220	29
	Total	70	4,537	4,607	4,090	457	60
Maternity	Female	86	5,522	5,608	5,519	17	72
	Total	86	5,522	5,608	5,519	17	72
Tuberculosis	Male	17	818	835	730	79	26
	Female
	Total	17	818	835	730	79	26

APPENDIX No. 8—Contd.

Department	Sex	In the Hospital on Mid-night of 31-12-72	Admitted during 1973	Total	Discharged during 1973	Deaths	In the Hospital on Mid-night of 31-12-73
Cardiology (surgical) ...	Male	4	7	11	1	10	...
	Female	1	8	9	6	3	...
	Children—						
	Male	1	...	1	1
	Female	2	2	4	4
Total	...	8	17	25	12	13	...
Gastro-Enterology ...	Male	3	150	153	141	3	9
	Female	2	76	78	75	1	2
	Children—						
	Male	...	1	1	1
	Female
Total	...	5	227	232	217	4	11
Psychiatric ...	Male	15	271	286	274	1	11
	Female
	Children—						
	Male
	Female
Total	...	15	271	286	274	1	11
Rheumatic and Collegen Diseases	Male	...	4	4	4
	Female	...	5	5	5
	Children—						
	Male	...	1	1	1
	Female
Total	10	10	10
Neuro-logy	Male	11	107	118	106	5	7
	Female	...	29	29	27	...	2
	Children	...	4	4	4
	Male	...	5	5	3
	Female
Total	...	11	145	156	142	5	9
Neurosurgery	Male	9	129	138	129	6	3
	Female	6	39	45	38	4	3
	Children	...	15	15	12	3	...
	Male	...	13	13	12	1	...
	Female
Total	...	15	196	211	191	14	6
Plastic Surgery	Male	5	66	71	66	...	5
	Female	4	21	25	21	...	4
	Children	...	41	42	42
	Male	...	14	14	13	...	1
	Female
Total	...	10	142	152	142	...	10
Gastro-Enterology Surgical Service	Male	...	19	19	19
	Female	...	5	5	5
	Children	...	2	2	2
	Male
	Female
Total	26	26	26
Thoracic-Surgery	Male	...	2	2	2
	Female
	Children
	Male
	Female
Total	2	2	2

APPENDIX No. 8—*Concl.*

Department	Sex	In the Hospital on Mid-night of 31-12-72	Admitted during 1973.	Total	Discharged during 1973	Deaths	In the Hospital on Mid-night of 31-12-73
Genito-Urinary Surgical Service Children	Male	...	2	46	48	47	...
	Female	7	7	6	1
	Male	5	5	4	1
	Female	2	2	2	...
Total	...	2	60	62	59	2	1
Thyroid Clinic Children	Male	3	3	3	...
	Female	8	8	8	...
	Male
	Female
Total	11	11	11	...	
Cardiology (Medical) Children	Male	...	8	193	201	179	13
	Female	...	7	75	82	75	4
	Male	18	18	18	...
	Female	...	1	8	9	9	...
Total	...	16	294	310	281	17	12
Renal Children	Male	5	5	4	1
	Female	2	2	2	...
	Male
	Female
Total	7	7	6	1	...
Diabetic Children	Male	13	13	13	...
	Female	5	5	5	...
	Male
	Female
Total	18	18	18	...	
Grand Total	...	855	38214	39069	36262	1915	892

APPENDIX No. 9

Summary of out-patients classified according to Department and sex for the year 1973.

Department	Sex	O. P. D. New cases	Casualty cases	O. P. D. Old cases	Total Attendance
Medical	Male	45,774	866	63,389	1,10,029
	Female	22,905	437	49,742	73,084
	Total	68,979	1,303	1,13,131	1,83,113
Surgical Children	Male	41,418	6,920	55,302	1,03,640
	Female	10,795	1,446	34,705	46,946
	Male	10,164	500	25,635	36,699
	Female	5,358	441	21,312	27,111
Total	...	67,735	9,707	1,36,954	2,14,396

APPENDIX No. 9—Contd.

Department	Sex	O. P. D. New cases	Casualty cases	O. P. D. Old cases	Total Attendance			
Ophthalmic	...	Male	...	8,329	74	27,822	36,228	
	...	Female	...	3,226	4	18,190	21,420	
	Children	...	Male	...	762	10	14,085	14,857
		...	Female	...	574	4	12,127	12,705
	Total	12,691	95	72,224	85,210	
Gynaecology	...	Female	...	7,508	13	34,094	41,615	
	Children	...	Female	...	3	...	3	
	Total	7,511	13	34,094	41,618	
Skin and Venereal Diseases	...	Male	...	13,532	6	22,192	35,730	
	...	Female	...	4,773	2	13,764	18,539	
	Children	...	Male	...	4,035	...	10,218	14,253
		...	Female	...	3,112	...	8,753	11,865
Total	25,452	8	54,927	80,387		
Aural	...	Male	...	7,789	58	32,374	40,221	
	...	Female	...	4,972	1	22,181	27,154	
	Children	...	Male	...	3,108	5	18,170	21,283
		...	Female	...	2,632	5	16,218	18,905
Total	18,551	69	88,943	1,07,563		
Orthopedic	...	Male	...	5,650	1,239	25,349	32,238	
	...	Female	...	2,852	269	15,465	18,586	
	Children	...	Male	...	1,149	158	11,782	13,089
		...	Female	...	605	77	9,820	10,502
Total	10,256	1,743	62,416	74,415		
Paediatric	...	Male	...	17,020	192	48,832	66,044	
	...	Female	...	13,654	127	43,457	57,238	
	Total	30,674	319	92,289	1,23,282	
Maternity	...	Female	...	5,023	37	24,606	29,666	
	Total	5,023	37	24,606	29,666	
T.B.	...	Male	...	2,270	5	15,152	17,427	
	...	Female	...	559	...	10,134	10,693	
	Children	...	Male	...	4	...	368	372
		...	Female	...	2	...	234	236
Total	2,835	5	25,888	28,728		
Psychiatric	...	Male	...	1,292	2	10,243	11,537	
	...	Female	...	624	...	6,927	7,551	
	Children	...	Male	...	60	...	4,506	4,566
		...	Female	...	36	...	3,445	3,481
Total	2,012	2	25,121	27,135		
Cardiology	...	Male	...	308	..	1,723	2,031	
	...	Female	...	165	..	1,023	1,188	
	Children	...	Male	...	38	..	475	513
		...	Female	...	28	..	341	369
Total	539	..	3,562	4,101		
Gastro-Enterology (Medical)	...	Male	...	199	...	1,487	2,686	
	...	Female	...	76	...	909	985	
	Children	...	Male	...	1	...	39	40
		...	Female	...	2	...	31	33
Total	278	...	2,456	2,744		

APPENDIX No. 9—Contd.

Department	Sex	O.P.D. New cases	Casualty Cases	O.P.D. Old Cases	Total Attendance	
Gastro Enterology Surgical Service	Male	21	...	367	388	
	Female	3	...	219	222	
	Children	Male	2	...	106	108
		Female	63	63
	Total	...	26	...	755	781
Anti-Rabic	Male	1,938	1	14,157	16,096	
	Female	497	...	9,548	10,045	
	Children	Male	785	1	6,943	7,729
		Female	259	...	5,262	5,521
	Total	...	3,479	2	35,910	39,391
Genito Urinary Surgical Service	Male	56	...	566	622	
	Female	10	...	299	309	
	Children	Male	5	...	46	51
		Female	1	...	29	30
	Total	...	72	...	940	1,012
Preventive and Social Medicine	Male	261	261	
	Female	4	...	1,435	1,439	
	Children	Male	741	741
		Female	692	692
	Total	...	4	...	3,129	3,133
Rheumatic and Collagen Diseases	Male	24	...	317	341	
	Female	34	...	243	277	
	Children	Male	2	...	25	28
		Female	11	11
	Total	...	60	...	597	657
Neurology	Male	167	1	1,617	1,785	
	Female	66	...	994	1,060	
	Children	Male	22	...	141	163
		Female	11	1	75	87
	Total	...	266	2	2,827	3,095
Neuro-Surgery	Male	161	2	1,396	1,559	
	Female	63	...	899	962	
	Children	Male	17	...	400	417
		Female	7	...	278	285
	Total	...	248	2	2,973	3,223
Plastic Surgery	Male	73	5	862	940	
	Female	52	...	493	545	
	Children	Male	27	...	275	302
		Female	8	...	197	205
	Total	...	160	5	1,827	1,992
Physiotherapy	Male	34,917	34,917	
	Female	21,674	21,674	
	Children	Male	6,645	6,645
		Female	3,665	3,665
	Total	66,901	66,901	

APPENDIX No. 9.—(Contd.)

Department	Sex	O.P.D. New cases	Casualty Cases	O.P.D. Old Cases	Total Attendance	
Occupational Therapy	... Male	8,518	8,518	
	... Female	4,019	4,019	
	Children ... Male	2,022	2,022	
	... Female	1,178	1,178	
	... Total	15,737	15,737	
Renal	... Male	...	15	176	191	
	... Female	...	5	79	84	
	Children ... Male	12	12	
	... Female	
	... Total	...	20	267	287	
Thyroid Clinic	... Male	...	40	433	473	
	... Female	...	111	299	410	
	Children ... Male	...	5	80	85	
	... Female	...	3	41	44	
	... Total	...	159	853	1,012	
Thoracic Surgery	... Male	...	1	16	17	
	... Female	...	7	11	18	
	Children ... Male	...	1	4	5	
	... Female	2	2	
	... Total	...	9	33	42	
Diabetic	... Male	...	44	460	502	
	... Female	...	42	281	323	
	Children ... Male	24	24	
	... Female	8	8	
	... Total	...	86	773	859	
Grand Total		...	2,57,025	13,312	8,70,143	11,40,480

THE NAIR HOSPITAL DENTAL COLLEGE

Summary of the Administration Report of the Nair Hospital Dental College for the year 1973-74.

The total expenditure incurred for running the Dental College-cum-Hospital was Rs. 14,85,476 as against Rs. 16,73,350 during the previous year. Rs. 8,041 were spent on the Ward of 10 beds of dental in-patients.

The total collection of P. B. Fund was Rs. 13,583 which was spent for giving drugs, medicines free teeth sets, etc. to poor and deserving patients and employees.

The total revenue of the College was Rs. 1,63,506.50 out of which Rs. 70,307.50 were charges for the treatment given to the patients. The tuition and other miscellaneous fees and receipts amounted to Rs. 93,199.

Results

(1) Students and their Progress :—

(i) Total No. of students for B. D. S. course (from 1st to final B. D. S.)	...	242
(ii) Total No. of students for Post Graduates (M.D.S. Students)	...	33
(iii) No. of students passing B. D. S.	...	50
(iv) No. of students passing M. D. S.	...	5

(2) Patients Treated :—

(i) Total No. of out patients treated	...	1,02,811
(ii) Daily average No. of patients	...	358
(iii) Total No. of new in-patients	...	293

(3) Help to poor patients :—

(i) No. of teeth sets given free	...	576
(ii) No. of partial teeth sets given free	...	344
(iii) No. of teeth sets repaired free	...	149

Suggestions

The work of construction of extension of College Building and the building allotted at Haji Ali for the Dental College Hostel is in progress and the necessary steps are being taken to construct the staff quarters for Nair Hospital Dental College.

Dr. (Mrs.) T. M. S. GINWALLA,
For Dean (D)

THE NAIR HOSPITAL DENTAL COLLEGE
Report for 1973-74

The Nair Hospital Dental College conducts four years' course in Dentistry leading to the Degree of Bachelor of Dental Surgery of the University of Bombay. The College also conducts Post Graduate courses in seven subjects since 1959 leading to the Master of Dental Surgery.

This College is recognized as Training Centre in India to train candidates for L. D. Sc., R. C. S. (Eng.) Exam. and Fellowship in Dentistry Examination of the Royal College of Surgeons, England and Edinburgh.

The admission standard for students is Intermediate Science, 'B' Group, examination of the University of Bombay and the course extends for four years.

During the year under report 41 students including 9 girls passed the final B. D. S. examination and 3 male and 2 female students passed M. D. S. examination. There were 242 (including 72 female) and 33 (including 7 female) students on the roll for B. D. S. and M. D. S. courses respectively.

The following are the principal departments of the College :—

- (1) Oral Diagnosis and Treatment Planning Department.
- (2) Exodontia Department.
- (3) Operative Department.
- (4) Prosthetic Department.
- (5) Orthodontia Department.
- (6) Periodontia Department.
- (7) Pedodontia Department.
- (8) Dental Pathology Department.
- (9) Dental Radiology Department.
- (10) Maxillo Facial and Plastic Surgery Department.

The College has an academic council to look after the academic affairs of the College.

Special Equipment

The College has 123 Dental Chairs 100 Dental Units 120 Bench Type Engines, upto date Operation Theatre and 4 X-Ray Units including one 200 M. A. X-Ray Unit with tomographic Facilities for the treatment of the dental patients. A Reprovit II (a) Universal Unit has been recently added to facilitate dental photographs for teaching the students.

The College has a Ward of 10 beds specially for Dental in-patients.

Facilities to Students

The College provides all facilities for indoor and out door sports. There is also canteen for the benefit of the students and staff of the college. The College has a well equipped Library with thousands of modern books and upto date periodicals on Dental Surgery. The Library works from 8-00 A.M. to 10-00 P.M.

Resume of work done in the Clinic

The total number of Dental out-patients treated in Dental Clinic of the College was 1,02,811 including school children (in the morning as well as in the evening clinics) which included 46,280 males 36,017 females and 20,514 children. The details of work done in different department operation performed, etc. are given in the Appendices attached.

During the year under report revenue of Rs. 1,63,506.50 was collected by way of fees from the students and charges from the patients as against Rs. 1,84,382.65 during the preceding year 1972-73. The total expenditure incurred came to be Rs. 14,85,476 as against Rs. 16,73,350 during the preceding year.

576 complete sets of upper and lower artificial teeth and 344 partial teeth sets were given to poor and deserving patients free of charge 149 sets were repaired and returned to the poor patients free of charge. The teeth sets were given from the Poor Box Fund collections of the Institution. The total collection of the Poor Box Fund was Rs. 13,583.

14,571 Municipal School children were treated in the children's clinic during the year.

Dr. (Mrs.) T. M. S. GINWALLA,
For Dean,
Nair Hospital Dental College.

APPENDIX 'A'

Clinical yearly Report from 1-4-1973 to 30-3-1974.

Particulars	Morning	Evening	Total
New Patients	36,421	10,508	46,929
Old Patients	33,997	21,835	55,832
Total Patients	70,418	32,393	1,02,811
Male	31,288	14,992	46,280
Female	21,477	14,540	36,017
Children	17,653	2,861	20,514
Sl. ling	1,070	1,654	2,724
Porcelain Filling	59	137	196
Root Canal Treatment	43	67	110
Gold Inlay	53	78	131
Jacket Crown	103	185	288
Crown and Bridge
Pulp Capping	40	25	65
Apicectomy	6	23	29
Scaling	5,195	3,596	8,791
Gingivectomy	60	39	99
Extraction	29,263	8,995	38,258
Roots extracted	501	91	592
Abscess Incise	28	7	35
Alveolectomy	31	15	46
Flap Cutting	31	27	58
Imp. 3rd Molar	11	9	20
G. A. Extracted	...	1,385	1,385
Partial Denture	427	147	574
Repair Denture	229	48	277
Arch Fixed App.	100	43	143
Full Denture	849	203	1,052
Retraction	1	4	5
Bad Cock Plate Bands	103	74	177
Dowel	14	1	15

APPENDIX 'B'

Maxillo-Facial and Plastic Surgery Department

List of Operation done during 1973-74.

Serial No.	Description	Nos.
1	Impactions	223
2	Biopsy	28
3	Oro-Antral Fistula	5
4	Cyst	28
5	Fractures	90
6	Cald-well-luc	14
7	Apicectomy	41
8	Alveolectomy	8
9	Alveolar Abscess	26
10	Mandibulectomy	1
11	Cleft Palate	4
12	Osteo-tomy	4
13	Rhinoplasty	2
14	Curettage	53
15	Transplantation of Canine	2
16	Vestibuloplesty	1
17	Hare Lip	3
18	Skin graft	2
19	Bone graft	2
20	Condylectomy	2
21	Nerve Avulsion	2
22	Sub Luxation of T. M. Joint	5
23	Gland Excision	3
24	Benign-Tumours	26
25	Nurectomy	4
26	Tongue Tie	2
27	Arthroplasty	5
28	Maxilectomy	1
29	C. L. W.	8
30	Frenectomy	6
31	Plastic Reconstructive Surgery	26
	Operations under L. A.	564
	Operations under G. A.	63
	Total	627

APPENDIX 'C'

Work done in Dental Pathology Department from 1-4-1973 to 31-3-1974

	Nos.
(1) No. of Pathology Biopsies taken	34
(2) No. of Surgical Biopsies taken	172
(3) Total No. of Biopsy	206
(4) Decalcified tooth Block for Pulp Prepared	60
(5) No. of Pulp Slides Prepared	300
(6) No. of Foetus, Bone and Mandible blocks	
(7) No. of Foetus, Slides Prepared	50
(8) No. of Pathology Block Prepared	35
(9) No. of Surgical Block Prepared	200
(10) Total No. of Paraffin Blocks	306
(11) Total No. of Paraffin Slides	1,500
(12) No. of Ground Sections	100
(13) No. of Slides Stained with Routine Stain	700
(14) No. of Slides stained with Special Stain	300
(15) Total No. of Investigation	185

APPENDIX 'D'

Work done in the Radiology Department during the year 1973-74

Details of Radiographs taken Examined and delivered to the various Department.

(1) No. of patients Treated	6,238
(i) Intra-oral Radiographs	10,828
(ii) Occlusal Radiographs	226
(iii) Extra-oral Radiographs	1,488

**SUMMARY OF THE ANNUAL ADMINISTRATION REPORT OF
L. T. M. G. HOSPITAL AND L. T. M. M. COLLEGE, SION, BOMBAY 22.**

MEDICAL RECORD DEPARTMENT

—1973-74—

The Annual Administration Report of the L. T. M. G. Hospital and L. T. M. M. College for the year 1973-74 is summarised as follows —

HOSPITAL:—

I.—EXPENDITURE:—

		Rs.
(A)	1. Amount spent on In-patients	1,00,51,233.34
	2. Amount spent on Out-patients	20,10,246.66
	3. Total Expenditure excluding New Works	1,20,52,907.00
	4. Expenditure on New Works	8,573.00
(B)	1. Average cost per In-patient per day	32.14
	2. Average cost per Out-patient per day	6.90

II.—RESULTS:—

(A)	1. Schedule Bed Strength	524
	2. Daily average In-patients in Wards	905
	3. Total number of admission including those brought over from the previous year	47,467
	4. Total number of patients discharged:—	
	(i) Relieved	31,298
	(ii) As Cured	2,959
	(iii) Left Against Medical Advice	3,664
	(iv) Expired	3,120
	(v) Remained in the Hospital on the last day of the year	968
	5. Average stay of In-patients	7.1
(B)	1. Total number of New Out-patients	2,56,503
	2. Daily average number of New Out-patients	841
	3. Total number of Casualty Attendance (Medico-legal)	45,370
(C)	1. Total number of Operations on In-patients	14,118
	2. Total number of Operations on Out-patients	13,743
(D)	CONFINEMENTS:—	
	1. Booked Cases	3,532
	2. Emergency Cases	1,078
	3. Normal	3,330
	4. Abnormal	923
	5. Left Before Delivery	848
	6. Neonatal and Maternal Deaths:—	
	(i) Maternal Deaths	25
	(ii) Still Births	281
	(iii) Premature live born infants	168

III.—SPECIALISED TREATMENT:—

	1. Total number of Admissions in Resuscitation	996
	2. Sterilization:—	
	Male	399
	Female	571
	I. U. C. D. inserted	226

V.—RADIOLOGY :—

1. Total X-Ray taken at L. T. M. G. Hospital	63,126
--	-----	-----	-----	-----	--------

VI.—BLOOD BANK :—

1. Total number of Blood Sample collected :—					
--	--	--	--	--	--

(i) From Voluntary Donors	1,438
(ii) From Professional Donors	1,212
(iii) From other hospitals	604
(iv) From Relatives	498

2. Number of Bottles supplied	3,481
-------------------------------	-----	-----	-----	-----	-------

3. Total amount spent from Poor Box Charity Fund on payment to the Professional Donors and other incidental charges	19,080
---	-----	-----	-----	-----	--------

VII.—SCHOOL CLINIC :—

(A) Total number of School children treated :—					
--	--	--	--	--	--

(i) New	2,089
(ii) Repeat	8,372
(iii) Referred	598

(B) Total Expenditure on Clinic	73,599
---------------------------------	-----	-----	-----	-----	--------

VIII.—PHYSIO-THERAPY :—

(A) Total number of attendance at the Centre	61,262
--	-----	-----	-----	-----	--------

Out-patients	14,156
In-patients	5,631

(B) Students attended from P. T. School, G. S. Medical College	Nil.
--	-----	-----	-----	-----	------

IX.—OCCUPATIONAL THERAPY :—

(A) Total number of patients treated at the Centre	10,403
--	-----	-----	-----	-----	--------

Total number of treatments given	91,286
----------------------------------	-----	-----	-----	-----	--------

(B) Total number of students attended from O. T. School, G. S. Medical College	Nil.
--	-----	-----	-----	-----	------

X.—DEFICIENCIES :—

1. *Over crowding of patients in the wards.*—As against 524 schedule beds, the daily average In-patients in the ward is 900 to 1,000. The overcrowding is particularly in male medical and surgical female and children surgical, orthopaedic and paediatric wards.
2. *Over crowding of visitors in the ward.*—Too many visitors come to see the patients, making it difficult for staff to do their routine work. Chronic patients and some discharged patients stay for inordinately long period in the wards even after discharged as none come to take them.
3. *Heavy rush in the O. P. D. particularly in the morning hours.* On an average 841 patients attend the hospital daily.
4. *Overall shortage of nursing staff due to non-availability of residential accommodations and leaving services for going abroad in large numbers.*
5. *Too many clinical units are located in a single ward.* Due to this, there is no free day for the Sisters to get the wards cleaned or to check the stock.
6. *There are no proper facilities for isolation patients and violent psychiatric patients.*
7. *There are abrupt and frequent absentees of the Nursing Staff on duty due to :—*
 - (a) *Sickness of child.*
No one to look after the child.
Immunization of the child.
 - (b) *Transport difficulties from their houses to hospital during rainy season and strike period.*

SUGGESTIONS :—

1. *Decentralization of Registry.*—At present, the Registration Section has been decentralised in two O. P. Departments viz. Skin and Psychiatric and found very satisfactory. It is necessary to decentralise it in other remaining departments also. The O. P. D. Case papers at present are handed over to the patients to be retained with them. This system has helped in minimising the waiting time of the patients to get the papers.
2. *Separate and safe construction should be given for Psychiatric patients to safeguard other patients, Nursing and Labour Staff.*

3. Separate block should be provided with disinfection facilities for isolation patients to avoid cross infection.
4. Number of visitors to each patients should be restricted. Period of hospitalization of chronic patients discharged, should be fixed and arrangements should made to remove them from the hospital within the period fixed.
5. (1) There should be a baby crech to look after the Nursing Staff's children on the line of crech organized by Hindusthan Lever Brothers Ltd.
(2) Quarters should be given to the Nursing Staff near by the vicinity of the Hospital.

COLLEGE:—**1. ANNUAL EXPENDITURE AND REVENUE :—**

(A) (1) Total Expenditure including expenditure on hostel	16,22,224.00
(2) Revenue from Tuition fees, Hostel Rent and Miscellaneous Receipts	1,34,019.00
(3) Revenue from Post-graduate fees	8,235.00
(B) Income from Hostel	12,091.00
(C) (1) Gross cost per student	5,732.00
(2) Net cost per student	479.00

2. STUDENTS :—

(1) Students on roll as on 1-4-1974 : 282 including 60 New Admission.

(2) Number of Students classwise :—

	Boys	Girls	Total
Ist M.B.B.S.	61	28	89
IInd M.B.B.S.	66	38	104
IIIrd M.B.B.S.	65	24	89

INTERNS :—

Total No. of Interns as on 1-4-1974	29	29	58
-------------------------------------	----	----	----

Dr. V. N. PANSE,
DEAN

L. T. M. G. Hospital, Secy.

L. T. M. G. HOSPITAL AND L. T. M. M. COLLEGE

The Lokmánya Tilak Municipal General Hospital, Sion, has completed 26 years of its existence in the year 1973-74. A short report of the staff position and the work done in the various departments of this institution during the year under report is given below:—

In the year 1973-74 Lokmánya Tilak Municipal Medical College has completed 8 years imparting medical education to the students. Its affiliation to the University of Bombay has been extended upto June, 1975. The question of permanent affiliation will be settled when the College building is ready for occupation.

The Medical Council of India has recognised this college for award of M. B.B.S. degrees of the University of Bombay in May, 1974.

Important changes about the staff and Departments and report about the work done during the year in the Institution is given below.

ADMINISTRATION

Dr. V. N. Panse, M.D., M.P.H. (Columbia) has been appointed as a Dean with effect from 12-4-1973, C. R. No. 273, of 29-6-1973.

Dr. (Smt.) A. S. Punde, M.D., has been continued to hold the post of Superintendent at L. T. M. G. Hospital.

TEACHING AND ADMINISTRATIVE STAFF

New Appointments, Transfers, Promotions, Study Leaves

Serial No.	Name	Designation	Remarks
(1)	Dr. S. V. Nadkarni	Professor	Appointed from 2-8-1973.
(2)	Dr. (Smt.) P. K. Murthi	Asstt. Prof.	Promoted as Professor at T. N. M. College, from 1-8-1973.
(3)	Dr. (Smt.) K. P. Kolhatkar	..	Transferred at K. E. M. Hospital from 16-7-1973.
(4)	Dr. (Smt.) V. D. Joshi	Lecturer	Promoted as a Asstt. Prof. from 5-9-1973.
(5)	Dr. (Smt.) N. R. Padgaonkar	..	Appointed from 31-3-1973.
(6)	Dr. (Smt.) P. Aruna	..	Appointed from 27-4-1973. Resigned from 1-1-1974.
(7)	Dr. (Smt.) Rama Uppal	..	Transferred as Asstt. Prof. at T. N. M. College from 14-11-1973.
(8)	Dr. (Smt.) R. P. Rege	..	Appointed from 3-5-1973.
(9)	Dr. (Smt.) N. P. Pai	..	Transferred at G. S. M. as a Asstt. Prof. from 5-4-1973, Again transferred to L. T. M. M. College from 16-7-1973.
(10)	Dr. (Smt.) T. I. Dagli	..	Promoted as a Asstt. Prof. from 13-9-1973. Transferred from T. N. M. College.
(11)	Dr. S. S. Parulkar	Tutor	Appointed as a Asstt. Prof. of Surgery from 30-8-1973.
(12)	Dr. (Smt.) L. W. Sherekar	..	Appointed as a Tutor from 29-8-1973.
(13)	Dr. (Smt.) S. R. Rao	..	Appointed as a Tutor from 29-8-1973. Resigned from 3-10-1973.
(14)	Dr. (Smt.) R. R. Sekhri	..	Appointed as a Tutor from 29-8-1973.
(15)	Dr. S. S. Maste	..	Appointed as a Tutor from 19-8-1973.
(16)	Dr. (Smt.) U. V. Devulkar	..	Appointed as a Tutor from 5-9-1973. Resigned from 15-1-1974.
(17)	Dr. (Smt.) N. D. Mohita	..	Appointed as a Tutor from 6-9-1973.
(18)	Dr. S. H. Pafol	..	Appointed as a Tutor from 7-9-1973.
(19)	Shri S. M. Updhyay	..	Promoted as a Sc. Sc. Officer from 31-7-1973.

Serial No.	Name	Designation	Remarks
(20)	Dr. (Smt.) C. R. Trivedi	Asst. Prof.	Transferred from Nair Hospital from 15-10-1973.
(21)	Dr. (Smt.) N. A. Sawant	Lecturer	Appointed as a Lecturer from 15-10-1973.
(22)	Dr. (Smt.) S. V. Kulkarni	"	Promoted as a Asst. Prof. from 15-10-1973.
(23)	Dr. D. C. Shah	Tutor	Appointed as a Tutor from 24-11-1973.
(24)	Dr. (Smt.) P. P. Bhasania	"	Do. from 1-12-1973.
(25)	Dr. (Smt.) V. R. Walvekar	"	Do. from 1-12-1973.
(26)	Dr. (Smt.) A. K. Patange	"	Do. from 1-12-1973.
(27)	Dr. C. C. Jani	"	Do. from 1-12-1973.
(28)	Dr. (Smt.) P. S. Kamble	Tutor	Appointed as a Tutor from 1-12-1973.
(29)	Dr. A. J. I. Dias	"	Do.
(30)	Dr. S. S. Sethia	"	Do.
(31)	Dr. (Smt.) P. L. Makhija	"	Do.
(32)	Dr. (Smt.) S. M. Vaidya	"	Appointed from 1-1-1974.
(33)	Dr. V. J. Varde	"	Do. from 1-2-1974.
(34)	Dr. H. M. Punjani	"	Do. Do.
(35)	Dr. D. P. Deshpande	"	Do. Do.
(36)	Dr. (Smt.) S. S. Bhatt	"	Appointed as a Asstt. Prof. from 18-2-1974.
(37)	Dr. R. G. Malani	"	Appointed as a Tutor from 16-2-1974.
(38)	Dr. (Smt.) U. S. Bhagwat	"	Appointed as a Tutor from 18-2-1974.

ADMISSIONS

No change in intake capacity. Number of undergraduate students on roll on March 1974 was 282 and that of post-graduates students was 161.

New course for Diploma in Medical Laboratory Technology (D.M.L.T.) after B.Sc. degree of the University of Bombay has been instituted at Municipal Medical Colleges since last year 1973-74. The work of admission to this course is being managed by one of the medical colleges by rotation. Duration of the course is of one year.

EDUCATIONAL ACTIVITIES

Besides regular teaching programme, monthly schedule meetings and clinical cardiology conferences were held regularly. Scientific and educational films were shown to the staff and students.

Graduates from Universities other than Bombay were allowed to undergo internship training at L. T. M. C. Hospital.

Results of examinations are shown in Appendix I. General performance of students continued to be good. The names of the winners of college prizes or awards for their academic performance are shown in Appendix II.

List of research work conducted in pre and para-clinical departments is given in Appendix III.

As the College building is not ready for occupation, these departments continued their stay in hospital O. P. D. building.

Full time departments of Medicine, Surgery and Anaesthesiology are functioning well. However, following major changes in the appointments have been taken place.

Dr. S. V. Nadkarni, is appointed as a Professor of Surgery with effect from 2-8-1973.

Dr. S. S. Mehta is appointed as a Professor of Anaesthesiology in place of Dr. (Smt.) V. M. Divakar Professor of Anaesthesiology, who is transferred to T. N. M. College.

RESEARCH SOCIETY

The Research Society is functioning in these institutions since August 1966. It is recognised under societies registration Act and Public Trust Act. It is also exempted from paying income tax. Medical Officers working in these institution including Honoraries, Asstt. Honoraries and full time Medical Officers upto the level of Sr. Registrars, Tutors, Lecturers are members of the Society. Annual subscription for each member is Rs.25. Total number of membership on 31st March 1974 was 137.

Affairs of the Society are managed by the Executive Committee comprising of 12 members including the Dean as an Ex-Officio President. Assistance of the Society is made available to the members of the staff for their research activities by sanctioning suitable grants and arranging the typing of their research papers.

Society also arranges monthly scientific meetings and lectures by eminent personalities in the field of Medicine and allied subjects.

LIBRARY

The working hours of Library at present are from 8.30 a.m. to 10.00 p.m. on week days, 7.00 p.m. on Saturdays. It was remaining closed on Sundays and Holidays but now it remains open from 9.00 a.m. to 4.00 p.m. on Sundays and Holidays except on the O. P. D. Holidays.

During the year 708 books and 300 bound volumes of the journals have been added to the collection. Subscription is paid for 298 titles of the journals. 90 journals are received as complimentary/gratis/donated copies.

The number of books and periodicals issued on the premises is approximately 46,959 and home issues 2,600.

From the L. T. M. College, the Budget Grant sanctioned is Rs. 1,00,000 and from L. T. M. Hospital a grant of Rs. 1,67,000 has been sanctioned for the Library for the year 1973-74.

HOSTEL

Boys and girls are given accommodation in two separate hostels. About 100 students can be accommodated in these hostels.

ANNUAL COST AND REVENUE

The total expenditure of College amounted to Rs. 2,18,640.00 during the year ending report excluding establishment, as against Rs. 3,80,556, during previous year. The net revenue of the College by way of tuition fees and miscellaneous receipt etc., amounted to Rs. 1,34,019.00 as against Rs. 1,42,201.00 for previous year.

NEW DEPARTMENT

No New Department was established during the year under report.

AFTERNOON OUT PATIENT DEPARTMENT

Four Out-patient Departments have been started from 6-10-1969. The working hours are from 2.00 p.m. to 6.00 p.m. 42,607 patients were treated in the Afternoon O. P. D. in the year 1973-74. The Departments are :-

Department	Patients treated.
(1) Medical	11,420
(2) Surgical	19,290
(3) Orthopaedic	3,380
(4) Paediatrics	8,517

INDOOR PATIENTS

The schedule bed strength of this hospital is 524. The distribution of beds according to the departments is shown in Appendix V. 46,552 patients were admitted for Indoor treatment during the year as against 44,755, 40,541 and 43,007 during the preceding 3 years respectively.

The departmentwise distribution of 46,552 admitted patients plus 915 patients of previous year, remaining as on 31-12-1972 is given below along with respective figures of previous year.

Serial No.	Name of the Department	Patients treated	
		1972	1973
(1) Medical		11,635	12,375
(2) Surgical		9,890	19,906
(3) E. N. T.		1,637	1,637
(4) Ophthalmic		878	1,060
(5) Skin		77	118
(6) Dental		5	8
(7) Paediatric		7,351	8,136
(8) Psychiatric		264	290
(9) Orthopaedic		2,719	2,734
(10) Gynaec		1,636	1,858
(11) Obstetrics		6,915	7,430
	Remaining as on 31-12-1971.	667	915
	Total	43,674	47,467

The results of treatments are

	Hospital	Cured	Relieved	Otherwise	Delivered	Expired	Remaining
L. T. M. G. Hospital	2,644	28,830	2,558	3,085	...
Annapurabai Deshmukh Hospital for Women	2,468	4,610	115
Total	2,959	31,298	3,664	4,610	...	3,120	...

In addition to 3,120 death among adults, there were 479 deaths due to prematurity, still-birth and other causes prenatal and neonatal mortality. The classification of deaths according to their time of admissions is given below:—

Within 24 hours of Admission	After 24 hours of Admission but within 3 days	After 3 days of Admission	Total Deaths
1,372	712	1,036	3,120

OUT PATIENTS

The Out-patient department have worked for 305 days during the year under report. The system of handing over the O. P. D. papers to the patients has been started since December 1969. 2,56,503 new patients have taken treatment from the various Out-Patient Departments during the year under report.

The highest in-patient and Out-patient attendance (Only new attendance) on a single day was 1,076 and 1,205 respectively.

PAYING PATIENTS

The scheme was given effect from 1st September 1951. Rs. 6 per patient per day are being charged for general paying ward. The number of patients admitted under the scheme during the year under report as compared with last two years is given below:—

Particulars	1971	1972	1973
(1) General Paying Ward and B. E. S. T. Patients	1,161	988	1,032
(2) No. of Operations performed on Paying Patients:—			
(a) Major	204	256	254
(b) Minor	312	272	266

CONCESSION TO MUNICIPAL EMPLOYEES FOR PAYING BED SCHEME

The Corporation under S. C. R. No. 3735 of 10-3-1973 and C. R. No. 2690 of 23-3-1973 has accorded sanction to charge 50 per cent. of the rates to Municipal Employees and their family members, seeking admission to paying beds with effect from 23-3-1973.

CASUALTY DEPARTMENT

45,370 accidents and other emergency cases were treated in the Casualty Department during the year under report.

MINOR SURGERY DEPARTMENT

13,743 minor operations were performed in the Minor Surgery Department during the year under report.

PATHOLOGY DEPARTMENT

2,48,106 investigations were carried out in the Department of Pathology and Bacteriology in 1973. 1,086 autopsies were performed during the year under report.

ANAESTHESIA DEPARTMENT

During the year under report, the total number of patients who received anaesthesia in various theatres and the Minor Surgery Department of this hospital was 11,313.

An Anaesthesia O. P. D. has been started in this hospital. Cases for operations are examined, reviewed and prepared for Anaesthesia. This has started from October 1972. The attendance is 150 cases per month. For want of space, this is only for General Surgery Cases. When additional space is available, this service will be extended to various other specialities.

ELECTROCARDIOGRAPHY DEPARTMENT

9,623 Electrocardiographic tracing were taken during the year under report including 262 vectocardiograms.

HEALTH CHECK UP CENTRE

The Centre works from 6.00 p.m. to 7.30 p.m. on week days and 2.00 p.m. to 4.00 p.m. on Saturdays. It remains closed on Sunday and Bank Holidays. The health of a person in apparent good health is checked up and all routine examinations such as Blood, Urine, Stool, Screening etc., are carried out on payment of Rs. 10. A card showing the results of the various investigations is given to the person. Special investigations such as X-Ray etc., are carried out if required. During the year under report 112 persons have taken advantage of the same.

During the year 1973-74 the total receipt was Rs. 1,120 whereas the expenditure incurred was Rs. 3,850 as against total receipt of Rs. 2,120, Rs. 2,280, Rs. 1,870 and expenditure of Rs. 3,700, Rs. 3,900, Rs. 3,900 during preceding three years.

The Medical Check-up Scheme is an absolutely voluntary scheme for the patients to come on their own to the Check-up Centre.

X-RAY DEPARTMENT

The work done in the X-Ray Department during the last 3 years is as follows :—

Serial No.	Particulars	1971	1972	1973
(1)	X-Ray (No. of films)	28,795	56,944	63,156
(2)	Barium Meals and Enemas	1,434	1,489	1,457
(3)	Special Investigations	1,347	1,396	2,682
(4)	Other Misc. Investigations	1,132	34,080	33,736
(5)	Deep X-Ray	123	528	241

DENTAL DEPARTMENT

14,591 patients were treated in the Dental Department during this year for various tooth troubles.

ANTI RABIC DEPARTMENT

3,572 patients were treated in the Anti Rabic Department during the year under report.

BLOOD BANK

The total number of blood samples collected from Voluntary donors was 1,438 and from Professional donors 1,212. The number of blood samples supplied for transfusion during the year was 3,481.

PHYSIOTHERAPY AND OCCUPATIONAL THERAPY DEPARTMENTS

The work done in these departments during the year under report is shown below (O. P. D. and In-patients).

Serial No.	Department	No. of Patients	No. of Visits
(1)	Physiotherapy Department	10,104	61,262
(2)	Occupational Therapy Department	10,403	91,286

A Sheltered workshop has been started in December 1969 and progressing steadily. The team spirit shown by the Occupational Therapy, Medical Social Workers and Physio-Therapy Department has resulted in the employment of many severely disable patients, especially Paraplegics. Mending and Tailoring are the main activities. Each patient earns about Rs. 90 per month.

In the month of March, our patients participated in the World Day of Disable sports and in the month of May, our Paraplegics patients participated in Vth National Wheel Chair games in Bombay and won many prizes.

AUDIOLOGY AND SPEECH THERAPY DEPARTMENT

This department has been started from January 1973. During the year 1973, 1,123 patients have taken advantage of this department and the total number of visits were 2,303.

This department now has a new sound proof room for the purpose of audiology.

FAMILY PLANNING CENTRE

A family planning centre is run here for the benefit of the patients attending the hospital. The work done in this centre during the year under report is as follows :—

(1) No. of vasectomy operations performed	399
(2) No. of Sterilization operations performed	571
(3) No. of loops inserted	226

Contraceptives such as Jelly, Foam tubetests, Applicators, Diaphragm and Condom were also given.

SCHOOL CLINIC DEPARTMENT

School Clinic Department has started from 8th July 1965 at this hospital. 2,089 New and 8,372 Old cases from 197 different Municipal Schools from the Suburbs, 32 City Schools. 267 New and 717 Old cases from 15 different Secondary Schools were treated during the year under report. 45 tonsil operations and 6 other operations were performed on School children. Spectacles have been given to 55 students. Medicine worth Rs. 11,843.10 were supplied to the children during the year. 319 Old Primary and 32 Old Secondary O. P. D. cases were treated on Saturdays and Holidays during the year under report.

MEDICO SOCIAL SERVICE DEPARTMENT

The work done by the Medico Social Service Department during the year 1973 is as follows :—

(1) No. of cases given medical aid	48,763
(2) No. of cases given (Catholic Relief Services) high protein products	100
(3) No. of cases given material help	184
(4) No. of cases referred for prosthesis, blood etc., and were either socially evaluated or were given case work service	2,394
(5) No. of blood donation camps arranged by the Medical Social Workers	26
(6) No. of voluntary blood donors...	1,438
(7) No. of professional donors	1,212
(8) No. of relative donors	502
(9) No. of bottles supplied and utilised at Hospital	3,481

Physically disabled patients handled by M. S. W.'s participated in the sports arranged on the WORLD DAY for the disabled.

PREVENTIVE AND SOCIAL MEDICINE DEPARTMENT

Undergraduate Training:—Training extends from 1st M.B.B.S., 1st term to 3rd M.B.B.S., 3rd term and Public Health Training Programme of 3 months during the internship period.

The department has instituted Mobile Medical Care for slums areas on receipt of donation of Mobile Medical Van by B. P. C. C. at an approximate cost of Rs. 92,000 at the hand of Smt. Indira Gandhi, Prime Minister of India, in November 1972.

Students actively involved themselves in conducting socio-economic and health, surveys- in Raoli Camp slums. Besides Antop Hill slums, Ghatla Village in Chembur have been adopted for welfare activities.

FAMILY HEALTH AND WELFARE

School Health —

(a) Sion Koliwada :—	Primary Municipal School, 429 Children medically examined, 213 were found defective.				
Immunization :—	T. A. B. Cholera	520
	Small Pox	545
	D. T.	214
(b) Sadhana Vidyalaya :—	585 students medically examined, 200 were found defective.				
Immunization :—	Small Pox	679

Health Education :—

- (a) School :— Health talks given.
- (b) Community :— Health talks film shows and follow up of cases having medico social problems.

(c) **Child Welfare Centre** : Baby show with 80 participants food demonstration sessions.

Small-pox Eradication Intensification week 500 people were vaccinated by undergraduates in one week in slum areas.

Blood donation drive :—Medico Social Workers motivated voluntary donors, special donation drives were arranged in other Colleges.

(d) Field visits were arranged for the undergraduate to Deaf and Dumb School, Nagpada Neighbourhood House, Chesture H.M.A, Gujarat Research Society for child guidance clinic and school and workshop for mentally retarded children. Mankhurd children home, Fellowship of Physically handicapped, All India institute of physical medicine and rehabilitation etc.

Internship Training Programme :—

The revised internship training programme commenced 7th January 1974. As per this programme interns do Six months of Public Health terms with a posting of 3 months in the Rural areas at a Public Health Centre and Three months in Urban Slums. During the remaining period of Six months interns work in Peripheral General Hospitals.

N. S.S. :—No project was undertaken for our college students However, students from other colleges participated in various hospital projects.

MEDICO LEGAL CASES

During the year under report the Resident Medical Officers attended the following courts for giving evidences in Medico Legal Cases.

(1) Presidency Magistrate's Courts in Bombay	967
(2) Sessions Courts	32
(3) Thana Court	11
(4) Khalapur Court	2
(5) Palghar Court	2
(6) Rajapur Court	1
(7) Alibag Court	1
(8) Kalyan Railway Court	1
(9) Kolhapur Court	1

2,559 Injury Certificates were issued to the various Police Stations.

FLYING MATERNITY SQUAD

The Flying Maternity Squad donated by the Indian Red Cross Society, Bombay Branch is rendering Valuable service to female patients in difficult labour cases.

The service is kept alert round the clock. One Registrar and One Staff Nurse is attached to the Squad. Whenever a medical practitioner in city or suburbs finds that a maternity case need immediate special attention such as supply of oxygen, blood transfusion or hospitalization, a call can be made on phone 476381 and the Flying Maternity Squad reaches there within the minimum time and provides the necessary assistance.

During the year under report, the Squad has attended 49 calls.

DISPENSARY

The work carried out in the Dispensary of this hospital during the year under report is as follows :—

(1) Out-patients	2,89,436
(2) In-patients	126
(3) Special prescriptions	106

DEPARTMENT OF PHARMACY

About 075 lakh I. V. Fluids were manufactured in bottles and vials.

The I. V. Fluids manufactured in the bottles are Glucose 5% Normal Saline; Glucose Saline Hypertonic Saline 20 per cent, Sodium Iodide 12.5 per cent, Sodium Citrate 3.2 per cent., Anticoagulant, Ringorlactate, Glucose 10 per cent, Fronto-doxtron 10 per cent., Peritoneal dialysis solutions, Hyperalimentation fluid, Glycine 1 per cent. and Manitol 1 per cent.

The solutions prepared in various sizes of vials are water for injection, Novocain 1 per cent, Novocain 2 per cent., Anethacin 1 per cent., Anethacin 2 per cent., Glucose 25 per cent., Glucose 50 per cent., Sucrose 50 per cent., Paraldehyde, Potassium Chloride 10 per cent., Molar Sodium lactate, Boric Borate Buffer, Atropine Sulphate and Glycerol 10 per cent.

About 300 transfusion sets per day were cleared, sterilized and supplied to all wards and operation theatres.

200 to 300 litres of Liquid and Enema soap each were also manufactured.

About 50 to 60 dressing drums were received per day for sterilization from various wards.

NURSES TRAINING SCHOOL

During the year under report 40 student nurses were admitted for training in General Nursing and 40 for Midwifery. 135 (i.e. Part-I plus Part-II) and 48 nurses were sent for General Nursing and Midwifery Examination, out of which 106 and 38 have passed respectively.

AMBULANCE SERVICE

The Casualty Department has been shifted in the College building from 21st September 1970 and round the clock ambulance service is maintained for reaching the admitted patients to the various wards.

POOR BOX CHARITY FUND

The amount in the Poor Box Charity Fund as on 31st March, 1973 stood at Rs. 3,44,436.60. Collection from the Boxes donation, sale of drugs and injections and other miscellaneous receipts during the year amounted to Rs. 1,38,163.53 and expenditure through the Poor Box Charity Fund was Rs. 67,990.38. The total amount in the fund as on 31st March 1974 stood at Rs. 4,14,614.75.

The list of persons who have donated over Rs. 50 is given in Appendix VI.

CERTIFICATES

5,119 Certificates of different types were issued to the patients during the year under report.

SPECIAL FACILITIES FOR MUNICIPAL EMPLOYEES

Separate counters have been reserved at the Registration Department and the Dispensary and Afternoon O. P. D. from 4.00 p.m. to 5.00 p.m. at this hospital for the Municipal Staff.

GIFT SHOP

A Gift Shop for the benefit of the patients has been started in the Dispensary of this Hospital, which is one of the activities of the Poor Box Charity Fund and the proceeds realised therefrom are utilized for the benefit of the poor patients attending the hospital. During the year under report, medicines worth Rs. 30,354 were sold from the Gift Shop.

EXPENDITURE

The approximate expenditure of the Hospital for the year 1973-74 was Rs. 1,20,61,480.00. The details of the expenditure per patients per day as compared with last 2 years is given below :—

Expenditure per Out-patient per day :—

Year	Medicines Drugs Equipment.	Stores & Linen	Heating & Lighting.	Miscellaneous	Repairs to Bldgs.	Establish- ment	Total
1971-72	... 1.72	0.39	0.11	0.74	0.05	3.30	6.31
1972-73	... 1.56	0.54	0.17	0.82	0.38	3.96	7.43
1973-74	... 1.70	0.45	0.22	0.51	0.01	3.98	6.90

Expenditure per in-patient per day :—

Year	Diet	Medicines Drugs Equipment.	Stores & Linen	Heating & Lighting	Miscellaneous	Repairs to Bldgs.	Establish- ment	Total
1971-72	... 2.00	6.78	1.53	0.45	2.91	0.22	12.90	26.79
1972-73	... 2.27	8.05	2.23	0.70	3.34	1.54	16.27	34.40
1973-74	... 3.27	7.42	1.76	0.85	2.67	0.40	15.77	32.14

Dr. V. N. PANSE,
DEAN,
L. T. M. G. Hospital,
Sion, Bombay 22.

APPENDIX I

RESULTS OF DIFFERENT EXAMINATION

Year	Examination	Appeared	Passed	% of Passing	Stood First	Mark Secured
April 1973	Ist M.B.B.S.	9	9	100%	Shri Naik A. R.	387
	IInd M.B.B.S.	49	43	87.75%	Shri Tavares F. B.	325
	IIIrd M.B.B.S.	21	21	100%	Shri Thakker A. P.	629
October 1973	Ist M.B.B.S.	57	39	68.42%	Smt. Chandrakunnel J. M.	429
	IInd M.B.B.S.	19	16	84.21%	Shri Dhanoya G. P. Shri Hammer Moha. }	297
	IIIrd M.B.B.S.	46	37	80.43%	Shri Gore A. G.	695

APPENDIX II

Prizes and Awards won by the students of our College, during 1973-74.

- (1) Miss M. V. Lakshmi : 1st prize in Inter Medical Elocution competition 1973-74.
- (2) Miss Pratibha Rao : 3rd prize in Inter Medical Elocution competition.

APPENDIX III

List of publications and Research works carried out in Pre and Paraclinical Department during 1973-74.

DEPARTMENT OF ANATOMY

Publications of Dr. M. B. Kher :—

- (1) Dermatoglyphics in Schizophrenics - due for publication.
- (2) Dermatoglyphics in Medicine - Ind. J. Medi Sci.

Problem in hand due for publication of Dr. M. B. Indurkar :—

- (1) Dermatoglyphics in Schizophrenics.
- (2) A new concept of Yoga Terminology based on recent advances in Neuro anatomy and Neuro-physiology.
- (3) Estimation of foetal Maturity by study of Amniotic Fluid.

Problem in hand for publication of Dr. U. V. Lokur :—

- (1) Barr bodies studies in sex malformation and menstrual disorders.
- (2) Exfoliate cytology in oral contraceptives.
- (3) Dermatoglyphics in Schizophrenics (paper is ready)

Research publication and Problem in hand of Dr. S. J. Prabhu, Demonstrator :—

- (1) Liver function tests in women taking oral contraceptions.

DEPARTMENT OF PHYSIOLOGY

Research & Publications of Dr. N. A. Dabholkar :—

Research Work Published :—

- (1) Effect of oral contraceptives on blood fibrinolytic activity : Current Medical Sciences.

Research Work accepted for Publications :—

- (1) Round the year suitability of frogs, found in and around Bombay for pregnancy test.
- (2) New concept in Yoga Terminology based on recent advances in Neuroanatomy and Neuro-physiology.
- (3) C. N. S. in Marathi for Text Book of Physiology in Marathi on behalf of Maharashtra University Book Production Board.

Research problem in hand :—

- (1) Effect of yogic exercise on blood fibrinolytic activity.
- (2) Effect of fermented food, drinks on Blood fibrinolytic activity.
- (3) Physiological factors governing sex ratio in mammals.

DEPARTMENT OF BIOCHEMISTRY

Research Publications of Dr. F. R. Billimoria :—

- (1) Erythrocytes Sedimentation Rate in Congestive Heart Failure—To be published in *Ind. Practitioner*.
- (2) Evaluation of D C R 555—A new Hypotensive Drug. Sponsored by Sandoz to be published.
- (3) Methyl Alcohol Poisoning—Paper read at A. P. I. Conference to be published.
- (4) Liver function Tests in Women taking different oral contraceptives—I. C. M. R. enquiry Report submitted.

Research work in hand :—

- (1) Serum Lactic Acid Level in Diabetics and in Pre-Diabetics.
- (2) Biochemical studies in Amniotic Fluid for Assessment of Foetal Growth.
- (3) Metabolic Inter relationships between vitamin and Hormonal Status in stress.
- (4) Biochemical Studies on the effect of a diuretic drug—A drug trial under auspices of March Sharp & Dohme.

Research work in hand of Shri M. M. Rajadhysksha :—

“Biochemical Studies in Malabsorption Syndromes”

Research work in hand of Smt. V. A. Haldankar :—

“Biochemical studies in Schizophrenia”

Research work in hand of Smt. K. M. Herlekar :—

“Enzymatic studies in subjects with Circulatory Disorders”

DEPARTMENT OF PATHOLOGY & BACTERIOLOGY

Research and Publications :—

- (1) Malignant Mesenchymoma of hand. A case report—Chaphekar P. M. Bhide L. M. and Punjani H. M. *Indian Journal of Cancer*—10 : 230-233 : 1973.
- (2) Bladder Tumors—Sent for Publication *I. J. Cancers*.

Problems in hand :—

- (1) Study of Lipo protein electro phoretic fractions in disease.
- (2) Morphology of Thymus in tuberculosis.
- (3) Protective value of herbs on hepatic injury.

Research publication of Dr. P. M. Pai :—

“Studies in Metaplastic Ossification following Homologous Cartilagenous Implants”—*The Indian Journal of Pathology and Bacteriology*, Vol. 16, No. 3, July 1973, P. 47-54.

Problems in hand :—

- (1) Tik -20 Poisoning.

Research publication and Problem in hand of Dr. N. A. Sawant :—

“Evaluation of normal weight of individual Ventricle of heart.”

Research Publication and problem in Hands of Dr. (Smt.), S. V. Kulkarni :—

“Tumours of the Urinary Bladder”

DEPARTMENT OF PHARMACOLOGY

Research and Publications :—

- (1) Dr. Dhar H. L., Mukherjee C and Ghosh M. N.
“Role of histamine in clinical eosinophilio” submitted for publication.
- (2) Dr. Dhirwani M. K., Dhar H. L. and Sheth U. K.
“The use of Pertussis Vaccine in the management of resistant diabetics” *J. Asso. Phys. Ind.* 21, 121, 1973.
- (3) Dr. Dhar H. L.
“Further studies on the antidiabetic effect of B. Pertussis”—submitted for publication.

- (4) Dr. Dhar H. L. and Menkurkar P. R.
"Liver function in Anapylactic reaction in Dog"
- (5) Dr. Dhar H. L.
"Mechanism of astric secretion during hypersensitivity reactions"—submitted for publication
- (6) Dr. P. S. Chauhan, C. K. Chauhan, S. K. Chaudhary and A. G. Datta—Pyridine Nucleotide Basis for the hypotensive action of Triphospho Pyridine nucleotide—Accepted for publication. Ind. J. Physiology and Pharmacology.

DEPARTMENT OF MEDICINE

Research and Publications

Dr. Divekar M. V.

- (1) What is Artificial Kidney—Home Doctor—to be published.
- (2) Coma in Renal Disease—Current Medical Practice to be published.
- (3) Dr. M. V. Divekar, Dr. K. V. Mamnani, Shri Tendulkar and Shri Bilimoria—"Acute Methanol Poisoning: A recent out break in Maharashtra, JI. of A. P. I. 1974 (to be published).
- (4) Dr. Divekar M. V. (1973), Progress in Therapeutic (Part-D), Bombay Hospital Journal.
- (5) Dr. Divekar M. V.—Progress in therapeutics—Bombay Hospital Journal.
- (6) Dr. Divekar M. V.—Personal care and Hygiene in Diabetic—Madhumeha JI. of Diab. Asso. India 1974.
- (7) Dr. Divekar M. V. (1974)—Complication of Diabetes—Madhumeha JI. of Diab. Asso. of India.
- (8) Dr. Divekar M. V., Sundaram P., et. al. "Carbohydrate Intolerance in obesity and efficacy of fenfluramine in different types of obesity, to be published.
- (9) Dr. Divekar M. V., Dr. Cooverji (1974) "Efficacy of Fenfluramine in different types of obesity.
- (10) Dr. Divekar M. V., "Medical Aspects of Renal Calculus". Bombay Hospital Journal. 1974.
- (11) Dr. Divekar M. V. and Shri Tendulkar :—
"Lactic Acid curve in siblings of diabetic parents".

Present Research Work :—

- (1) Dr. Divekar M. V.—"Peak Expiratory flow rates in patients with high dome of diaphragm and effect of therapy."
- (2) Dr. Divekar M. V.—Clinical trials with
(a) Gabramycin in Chronic Pulmonary Infections.
(b) Sulfametopyrazine—A long acting sulfanamide in Urinary infections.

Papers published by Dr. (Miss) P. Sundaram :—

- (1) Histopathological study of Nephrotic Syndrome in Adults. Journal of Postgraduate medicine 19-1-1973.
- (2) Engelmann—Camurati Disease (A case report) Ind. MJ. Med. Science 27 : 779 : 1973.
- (3) Nephrotic Syndrome in Adults. Jurnal of A. P. I. : 21 : 923 : 1973 (Read at annual Conference of A. P. I. Jan. 1973.).

Papers submitted for publication :—

- (1) Serial Electrocardiographic changes in patients receiving emetine and dehydroemetine (a comparative study).
- (2) Steroid Treatment in Nephrotic Syndrome of Adults (Read at annual A. P. I. conference—1974).
- (3) Carbohydrate intolerance in obesity.

Papers to be submitted :—

- (1) Differential protein study in Adults Nephrotic Syndrome.
- (2) Angiopathy in Nephrotic Syndrome.

DEPARTMENT OF ANAESTHESIOLOGY

Research work sent for publications :—

- (1) Dr. S. S. Mehta, Ind. J. Anaesthesia—Fluid electrolytes Acid base balance during cardio Pulmonary by pass.
- (1) Dr. P. K. Sen., S. S. Mehta et. al.—A case of congenital absence of sternum surgical and anaesthetic management.

Research work in preparation :-

- (1) Dr. S. S. Mehta et. al.—Problems and complications during Cardiac Catheterization.
- (2) Dr. S. S. Mehta et. al.—An unusual case of de-tubocurarine resistance.

Paper to be presented and read at Dr. G. S. Ambardekar, Anaesthesia Society meetings, Bombay—

“Alteration in Liver function tests after different anaesthetics in patients with Liver disease.”

Research problem in hand :-

- (1) Effect of anaesthetics on liver function test in patients with liver disease.
- (2) Statistical survey of patients kept in recovery ward.

Research and Publications of Dr. (Miss) S. H. Pantvaidya :-

- (1) Strip method for pseudocholinesterase estimation (sent for publication).

Research problem in hand :-

- (1) Control of blood sugar of diabetics undergoing anaesthesia and surgery.
- (2) Effect of various pre-medicants on the pulse rate during thyroidectomies.

OTHER RESEARCH AND PUBLICATIONS**Publication of Dr. (Mrs.) S. D. Kanitkar :-**

- (1) Early Experience with Menstrual Regulation at a Teaching Hospital and in a slum clinic in Bombay. Paper read at Honolulu, Menstrual Regulation Conference, 16th December 1973.
- (2) Social Aspects of Medical Termination of Pregnancy.
- (3) Clinical Experiences at Menstrual.
- (4) Sex specific opinion on Urban and Rural Maharashtra on legal abortion—Menstrual Regulation and Contraception. Papers present at Nagpur Science and XVII All India Gynaec and Obstetrics Congress at Agra.

Publication of Dr. (Miss) Asha A. Jhaveri :-

- (1) A Review of three years cases of Ectopic Pregnancy. “Current Medical Practice” under publication.
- (2) Ectopic Pregnancy after loop insertion (A case report)—Accepted for publication in the “Journal of Obstetrics and Gynaecology of India”.
- (3) Dystocia due to Foetal Abdominal Enlargement (A case report). under publication in the “Journal of Obstetrics and Gynaecology of India”.
- (4) Dystocia due to Cervical Fibroid—accepted for publication in “Journal of Obstetrics and Gynaecology of India”.

Papers Published by Dr. M. N. Cheewala :-

Sacro Coccygeal Teratoma—Paediatric clinics of India : Vol 8 : 3, July 1973.

Publications in the Journals abroad : of Dr. K. B. Ehangava :-

- (1) Multiple Neurilemmomas of the Alae Nasi—Accepted for publication in the Journal of Laryngology and Otology (London) August 1973.

Paper read at the All India Conference :-

- (1) Combined temporal fascia and canal skin grafting in Tympanoplasty—Read at the Annual Conference of the Association of Otolaryngologists of India, January 1973.
- (2) A modification in the technique of closure of the nostrils (young's operation) in the treatment of Atrophic Rhinitis—Read at the Annual Conference of the Association of Otolaryngologists of India, January 1973.

Papers published by Dr. D. M. Basa :-

- (1) Should the medical profession be Nationalised ? Timmac, Sion Medical College, 1973.
- (2) Analysis of a Borderline paranoid schizophrenic (560 session) in print.
- (3) The initial contact (1973) papers read at Bombay Psychiatric Society, Clinical meeting, July 1973.
- (4) Introgenosis in Psychiatry—73, papers read at West Zone Group-I, Psychiatric Society, September 1973.

- (5) Hysterical Psychosis—Paper read at 26th Annual Conference, India Psychiatric Society, 1973.
 (6) Working with families of Schizophrenia.
 (7) Role of child guidance clinics—73 (in National development and Social Welfare Special Issue, Lions Mirror, Lion International, Calcutta).

Research work in hand :—

- (1) Kwashiorkar.
 (2) Hysterical Psychosis.
 (3) Longitudinal developments of Indian children.

Research work in hand of Dr. R. G. Valia :—

- (1) Irritant dermatitis produced by self applications.
 (2) Pityriasis Rosea—A clinical study.

APPENDIX IV

DISTRIBUTION OF BEDS ACCORDING TO DEPARTMENT

Department.	Male	Female	Children	Total.
(A) Non Paying Beds :—				
Medical.	63	50	...	113
Surgical.	56	26	9	91
Orthopaedic.	15	5	3	23
Gynaec & Obstetric.	...	90	...	90
Ear, Nose & Throat.	12	4	8	24
Ophthalmic.	12	8	4	24
Skin.	7	7	3	17
Paediatric.	65	65
Psychiatric.	9	8	...	17
Total.	174	198	92	464
(B) Paying Beds :—				
Medical.	12	6	...	18
Surgical.	13	6	...	19
Gynaec & Obstetric.	...	13	...	13
Total.	25	25	...	50
(C) Beds Reserved for B. E. S. T. undertaking staff.				
Medical.	5	5
Surgical.	5	5
Total.	10	10
Grand Total.	209	223	92	524

APPENDIX V

SUMMARY OF IN PATIENTS, OUT PATIENTS AND OPERATIONS

(A) In patients :—					
(1) Schedule Strength of Beds.	---	---	---	---	524
(2) Daily average No. of In-patients.	---	---	---	---	905
(3) Total No. of Indoor Admissions.	---	---	---	---	46,552
(4) Daily average No. of Admissions.	---	---	---	---	128
(5) Highest Indoor patient on a single day.	---	---	---	---	1,076
(6) Average No. of days each patient was resident.	---	---	---	---	7.1
(B) Out patients :—					
(1) Total No. of O. P. D. patients (New).	---	---	---	---	256,503
(2) Daily average No. of O. P. D. patients.	---	---	---	---	841
(3) Highest O. P. D. attendance on a single day.	---	---	---	---	1,205
(C) Operations :—					
(1) Total No. of operations performed on In-patients.	---	---	---	---	14,118
(2) Total No. of Operations performed on Out-patients.	---	---	---	---	13,743

APPENDIX No. VI

List of persons who have donated more than Rs. 50/- during the year 1973-74.

Sl. No.	Name of the Donor	Amount.
1.	H. Narasimhaiah C.	101.00
2.	Fakir Chand.	101.00
3.	H. K. Abhyankar	101.00
4.	Lions Club of Sion	450.00
5.	Jain Murtipujak Sangh	500.00
6.	Arvind Mehta.	51.00
7.	Prof. Sri S. D. Ajwani	100.00
8.	V. V. Khopkar	51.00
9.	Fakirchand Pritamlal	101.00
10.	The American Women's Association of Bombay	1,500.00
11.	Sitaran Jitaran	51.00
12.	Himadai P. Suchdeo	101.00
13.	M/s. P. Ramanlal & Co.	101.00
14.	Secretary, Zandu Pharmaceutical Works Pvt. Ltd.	101.00
15.	Nanakchand	51.00
16.	J. M. Hathi	201.00
	Total	3,662.00

GROUP OF T. B. HOSPITALS, SEWRI

MEDICAL RECORD DEPARTMENT

Summary of the Annual Administration Report of Group of T. B. Hospitals Sewri, Bombay 15.

The Annual Administration Report of the Group of T. B. Hospitals for the year 1973-74 is summarised as follows :—

I.—Expenditure :—

	Rs.
(A) 1. Amount spent on In-patients	1,00,37,806
1. Amount spent on Out-patients	11,92,213
3. Total Expenditure excluding New Works	1,12,28,744
4. Expenditure on New Works	1,275
(B) 1. Average cost per In-patient per day	20.70
2. Average cost per Out-patient per day	5.45

II.—Results :—

(A) 1. Schedule Bed Strength	830	G. T. B. Hosp., Sewri.
	88	R. D. T. B. Hosp., Dadar.
	1200	Sarvodaya Hosp., Chaikopar
	2118	
2. Daily average in-patients in Wards	...	785
3. Total number of admission including those brought over from the previous year	...	7447
4. Total number of patients discharged :—		
(i) Relieved	...	5532
(ii) Non-T. B.	...	86
(iii) Left Against Medical Advice	...	423
(iv) Expired	...	606
(v) Remained in the hospital on the last day of the year	...	771
5. Average stay of In-patients	...	2 Months.
(B) 1. Total number of New Out-patients	...	56259
(C) 1. Total number of Operation on In-patients	...	546

III.—Deficiencies :—

1. Inadequate facilities for diagnosis and treatment of T. B.
2. System of Domiciliary treatment not yet implemented in all T. B. Clinics.
3. No T. B. Hospital in Western (Suburbs).

IV.—Suggestions :—

1. Immediate need is for 6 T. B. Clinics in City and Suburbs.
2. Domiciliary Treatment Units with Mobile Van to be implemented in all T. B. Clinics.
3. T. B. Hospital to be started in Western (Suburbs).

V.—Special Information :—

1. Total No. of Health Visits	...	1,2490
2. Total No. of patients taken advantage of Domiciliary Treatment at Isolation Centre, Dadar	...	6,551
3. Total No. of patients put on Waiting-list	...	14,743
4. Total No. of patients attended for Follow up Examination for Check-up	...	3,088
5. Group of T. B. Hospitals and four T. B. Clinics continued to be recognised for Diploma Course in T. D. D. by the College for Physicians and Surgeons, Bombay as well as degree course in M. D. (Tuberculosis and Chest diseases) by the University of Bombay.		

GROUP OF T. B. HOSPITALS, SEWRI**Administration Report for the year 1973-74.**

Dr. A. P. Rao, M.D., T.D.D., F.C.C.P. (U.S.A.), held the post of the Medical Superintendent throughout the year.

The total number of beds for Pulmonary Tuberculosis cases at the disposal of the Bombay Municipal Corporation (Tuberculosis Services) was 2118 as detailed below :—

Name of the Institution	Male	Female	Child	Total
(1) Group of T. B. Hospitals—				
(a) Medical	387	250	35	672
(b) Surgical	96	62	...	158
(2) Isolation Centre attached to Ramkunwar Daftary T. B. Clinic, Dadar	44	44	...	88
(3) Sarvodaya Hospital, Ghatkopar	1025	175	...	1200
Total	1552	531	35	2118

* 600 additional beds were hired at Sarvodaya Hospital, Ghatkopar from 3rd February 1973.

Group of T. B. Hospitals, Sewri, Bombay

The total number of patients examined at the Registration Centre of the Group of T. B. Hospitals and put on waiting list during the year was 14743.

The total number of patients in the various stages of Pulmonary Tuberculosis treated during the year was 6647, out of these 5532 discharged as improved 86 discharged as Non-Tuberculosis cases, 423 left against medical advice, 606 died and 771 remained under treatment at the close of the year. Mortality figures revealed the high incidence in the age group of 26-30. Ratio of death percentage of total treated was 9.2 per cent. Major Lung Operations were performed during the year in 549 cases.

Follow up of Discharged Cases

The total number of patients who attended the Group of T. B. Hospitals for Follow-up examination after discharged from the hospitals was 3688 during the year.

Refill Work

12 Pneumo-Peritoneum Refills were given in the wards to the indoor patients of Group of T.B. Hospitals. Discharged patients on Pneumo-Peritoneum Refills treatment continued subsequent Pneumo-Peritoneum Refills at the Group of T. B. Hospitals. 52 Pneumo-Peritoneum were given.

Teaching

Clinical teaching in Tuberculosis was given to batches of undergraduate medical students of Seth G. S. Medical College and L. T. M. G. Medical College and to the post-graduate D. P. H. students of Bombay University as in previous years.

Group of T. B. Hospitals and the Four T. B. Clinics continued to be recognised for diploma course in Tuberculosis *i. e.* T. D. D. by the College of Physicians and Surgeons, Bombay as well as for the degree course *i. e.* M. D. (Tuberculosis and Chest Diseases) by the University of Bombay.

Ramkunwar Daftary T. B. Isolation Centre, Dadar

Advanced infectious tuberculosis patients are admitted to this centre primarily from the view-point of segregation from the surrounding areas and symptomatic treatment. The total number of patients treated during the year was 498, of these 114 were discharged as improved, 286 as not improved 32 left against medical advice, 66 died and 56 remained under treatment at the close of the year.

Domiciliary Treatment at Isolation Centre, Dadar

One Mobile Van has been provided at R. D. T. B. Hospital and clinic, Dadar, from 2-6-1970 for conducting domiciliary treatment Scheme for T. B. Patients covering area around this Clinic, 6551 patients took the advantage of this Scheme during the year 1973.

Municipal T. B. Clinics

Four T. B. Clinics *viz.*, Princess Street, Fortis Road, Dadar and Khar continued to serve as diagnostic centres for Pulmonary Tuberculosis patients and treatment centres with specific anti-tubercular drugs. They also serve as outpatient centres for admissions at the Group of T. B. Hospitals, Sewri or Sarvodaya Hospital, Ghatkopar (on Municipal Beds). Health Visiting is also performed through the T. B. Clinics. The total number of health visits during the year was 12,450.

Total number of out-patients attended and treated at the T. B. Clinics during the year was as below :—

Serial No.	Name of the Clinic	Total No. of Pts. attended	T. B. Cases	Non. T. B. Cases
1	R. D. T. B. Clinic, Dadar	15242	7585	7657
2	Princess Street T. B. Clinic	16556	2770	13786
3	Foras Road, T. B. Clinic	9126	2380	6746
4	Khar, T. B. Clinic	15335	4581	10754
	Total ...	56259	17316	38943

EXPENDITURE

The average expenditure per patient per day at the G. T. B. Hospitals was Rs. 20.70. The expenditure on diet per patient per day was Rs. 4.25. The total annual expenditure on the Group of T. B. Hospitals amounted to Rs. 5,88,206 as against Rs. 56,92,392 during the previous year.

The rate of charges for the patient hospitalised at Sarvodsya Hospital, Chatkoper, on behalf of the Bombay Municipal Corporation was Rs. 10 per patient per day with effect from 1st April, 1970 and Rs. 2.00 per day vacant bed. The expenditure incurred on the patients accommodated on the reserved beds at the said hospital was Rs. 41,52,600 as against Rs. 28,21,810 for the previous year. The total expenditure on the four T. B. Clinics attached to the Group of T. B. Hospitals, Sewri, was Rs. 11,92,213. Thus the total expenditure incurred by the Corporation on Tuberculosis Services was 1,12,300.19.

Poor Box collection including fees for issue of Medical certificates was Rs. 31,116.92. This collection is utilised for the benefit of the poor and needy patients and incidental expenses in consequence.

Dr. A. P. Rao,
Medical Superintendent,
Group of T. B. Hospitals, Sewri.

LEGAL DEPARTMENT.

During the year under report, the Legal Department attended to the litigation of the Corporation rendered legal services as under :—

I.—Supreme Court—		
Appeals	...	67
II.—High Court—		
1. First Appeals	...	256
2. Second Appeals	...	Nil
3. Appeals from order	...	255
4. Letters Patent Appeals	...	183
5. Civil Applications	...	390
6. Civil Revision Applications	...	18
7. Special Civil Petition	...	74
8. Long Causes suits	...	94
9. Arbitration suits	...	7
10. Appeals before Division Bench	...	48
11. Insolvency matters & company petitions	...	212
12. Writ petitions	...	263
13. Notices of Motions	...	57
14. Land Acquisitions References	...	32
II-A.—Allahabad High Court.		
Insolvency matter	...	1
II-B.—Jodhpur High Court.		
Insolvency matter	...	1
III.—City Civil Court.		
1. Suits :—		
(a) Suits filed by the Corporation	...	7
(b) Suits filed against the Corporation	...	1876
2. Miscellaneous Appeals	...	138
IV.—Small Causes Court.		
1. Suits	...	176
2. Appeals against Rateable value	...	1700
3. Garnishee Notices	...	30
4. References under Section 503 of Bombay Municipal Corporation Act	...	391
5. Licence and Octroi Appeals and setback compensation petitions	...	405
6. Appeals from orders of payment of Wages Court
7. Full Court applications	...	20
V.—Police Courts.		
1. Complaints instituted for offences against Municipal Laws	...	41801
VI.—Labour and Industrial courts.		
1. References before Industrial Tribunals	...	3
2. Applications before payment of Wages Courts	...	2
3. Applications before Labour Courts	...	17
4. Applications before Motor Accidents Claims Tribunal	...	35
5. Cases before Arbitrators	...	Nil
6. Applications before the Workmen's Compensation Courts	...	5
7. Application before Employees Insurance Court	...	1
8. Appeals in the Small Causes Court	...	3
9. Appeal in the High Court	...	1
VII.—Municipal Inquiry courts under Section 105-B of the Bombay Municipal Corporation Act		17,470
VIII.—Documents completed during the year.		
1. Conveyances	...	18
2. Agreements for handing over possession	...	6
3. Leases	...	10
4. Certificate of Sales	...	27
5. Deeds of Transfers	...	4
6. Licence & Deed of Covenants	...	15
7. Agreements	...	61
8. Indemnity Bonds	...	50
9. Cases for compensation for setback land	...	289
10. Cases for compensation in T. P. Scheme	...	46
11. Advice matters in respect of stamp-duty, Town planning, setback, P. F. claims, Agreements, Misc. Matters	...	2050
12. Indenture of mortgage (Municipal Housing Societies)	...	18
13. Legal Notices for arrears of ground rent etc.	...	249
14. Legal Notices for breaches committed by Lessees	...	517
15. Opinion matters with Misc. notices	...	426
16. Further charge (M. H. S.)	...	3
IX.—References received from Department or outside parties	...	26154

A. M. DESAI,
Solicitors to Corporation.

EDUCATION DEPARTMENT

SUMMARY OF THE ADMINISTRATION REPORT OF THE EDUCATION DEPARTMENT

Total expenditure booked upto 31st March 1974 Rs. 12,43,75,227

Some of the important items with the expenditure incurred on them are as under :—

	Rs.
(1) Municipal Primary Schools.	9,06,96,581
(2) Private Primary Schools	21,46,142
(3) Medical Inspection of school children	13,77,815
(4) Educational Activities	10,16,486
(5) Training facilities for municipal teachers	23,727
(6) New Works	6,98,051
(7) Extra curricular activities	2,25,466

Results.

(1) No. of Municipal Primary Schools	1,091
(2) No. of pupils in Municipal Primary Schools	5,17,280
(3) No. of Teachers in Municipal Primary Schools	14,688
(4) Expenditure per pupil	Rs. 240.44
(5) No. of Private Primary Schools :—	
(a) Aided Schools.	242
(b) Recognised Schools.	380
(6) No. of pupils in Private Primary Schools :—	
(a) In Aided Schools	79,182
(b) In Recognised Schools	1,34,542
(7) Grant in-aid paid to Private Primary schools	Rs. 29,89,134
(8) No. of Municipal Secondary Schools	49
(9) No. of pupils in Municipal Secondary Schools	64,640
(10) No. of teachers in Municipal Secondary Schools	1,989
(11) No. of pupils in Municipal Primary and Secondary Schools Medically Examined	1,57,989
(12) Total No. of Children immunized :—	
(a) Typhoid	1,86,643
(b) Diphtheria— 1st dose	79,193
2nd dose	59,114
(c) B. C. C.	71,210
(d) Small pox	2,51,785

(13) Educational and other activities carried out during the year were :—

(a) Refresher Class, (b) Annual Sports, (c) Mass Drill, (d) Drills and Games competitions, (e) Physical Training Institute, (f) Educational Excursions, (g) Bal Bhavan Centres, (h) R. S. P. Units, (i) Band Troop, (j) Scout/Guide Movement, (k) Sangeet Sabha, (l) Academy of Music and Art, etc.

(14) (a) 237 Trainees appeared for D. Ed. Examination from R. C. Municipal Urdu Teachers' Junior College of Education, Imamwada.

(b) 112 Candidates appeared at D. Ed. Examinations from Mahim Urdu Teachers' Junior College of Education.

(15) 14 (7 permanent and 7 temporary structures) New Municipal School Buildings were constructed. Extensions to 6 School buildings carried out and 24 School buildings are under construction. There are in all 237 Municipal owned school buildings in Greater Bombay. 664 schools are accommodated in municipal owned school buildings. 393 Schools are accommodated in rented buildings and 34 schools are accommodated in rent-free buildings.

MADHURI R. SHAH,
Education Officer.

EDUCATION DEPARTMENT

Smt. Madhuri R. Shah, B.A. (Hons.), M.Ed., Ph.D. (Bombay), Ph. D. (London), continued to hold the office of the Education Officer during the year 1973-74.

I.—Municipal Schools and Classes, Pupils and Teachers.

The number of municipal schools and classes in Greater Bombay at the beginning and at the end of the year was as follows :—

	As on 31st March 1973.				As on 31st March 1974.			
	City	Suburbs	Extended Suburbs	Total	City	Suburbs	Extended Suburbs	Total
Schools	492	338	143	973	499	350	153	1002
Classes	44	43	15	102	43	33	13	89
Total	536	381	158	1075	542	383	166	1091

The following changes took place in the number of schools and classes during the year under report :—

	City	Suburbs	Extended Suburbs	Total
Number of classes opened	1	1	1	3
Number of schools opened	6	4	10	20
Number of classes converted into schools	1	8	...	9
Number of schools converted into classes
Number of schools/Classes amalgamated
Number of classes closed	1	3	3	7
Number of classes taken over
Number of schools taken over

On the principle of providing higher standards for 40 children or more in the city and suburbs and 35 or more in the outlying areas, the number of classes of higher standards opened during the year under report was as under :—

Higher standard Classes opened.	No. of classes opened.
Std. V.	8
Std. VI.	6
Std. VII.	7

The total number of upper primary (including vocational) and lower primary schools and classes was 557 and 534 respectively as against 556 and 519 during the preceding year.

The total number of pupils on roll at the end of the year in municipal schools and classes in Greater Bombay stood at 5,17,280 as against 5,05,249 in the previous year (vide Appendix I). Thus there was a net increase of 12,031 pupils in municipal schools and classes. The average attendance throughout the year was 4,77,859 as against 4,60,713 in the preceding year.

Teachers in Municipal Schools

The total number of teachers in municipal schools during the last year was 14,378 out of which 715 were special teachers. During the year under report the number of teachers stood at 14,688 of which 745 teachers were special teachers.

Out of 13,943 ordinary teachers, 13,780 (i. e. 98.8 percent) were trained as against 13,493 out of 13,663 (i. e. 98.7 percent) in the previous year.

The requirements of the teachers are assessed as per class room formula as adopted by the Education Committee.

Supervision of Municipal Schools

The supervision of municipal schools continued as it was in the year 1972-73. 17 Administrative Officers are appointed and they are entrusted with full administrative work of all schools in the wards. The Beat Inspectors are entrusted with the work of effective supervision of the schools.

The position of the beats at the end of the year under report was :—

Marathi	...	31
Gujarati	...	7
Urdu	...	7
Hindi	...	5
South Indian	...	3
Sindhi & English Primary...	...	1
Total :	...	54

Teachers' diaries and pupils' progress cards and registers continued to be maintained as usual and parents were kept informed of the progress, conduct and attendance of their wards by forwarding the progress cards to them every month.

Double promotion examinations were conducted by the Inspectors of municipal schools in July 1973.

Written examination of pupils of Stds. I to VII was held in the months of March and April 1974, supervised by a Central Examination Board which included Superintendents, Asstt. Research Officers, Inspectors, Instructors and teachers.

Vacation coaching classes were conducted at different 21 centres for the children of Stds. III, IV, V and VI who were detained at the Annual Examination held in 1974. The children were subsequently promoted to higher standards after successful completion of the course.

The following factors, inter alia, hampered the progress of the pupils in municipal schools

(1) Largeness of classes. (2) Lack of suitable school buildings. (3) Inadequate facilities to study at home. (4) Economic conditions of the parents resulting in irregular attendance and long and continuous absence of pupils.

To avoid overcrowding in classes and in order to facilitate proper attention to pupils, it was laid down that ordinarily a class should not have more than 50 pupils. In schools housed in rented buildings overcrowding on account of inadequate accommodation was an impediment in the way of efficient teaching. Out of 1901 schools and classes, about 675 schools and classes were required to be run in two sessions and more than two sessions for want of sufficient accommodation. This measure is hampering instruction and causes a lot of inconvenience to the pupils, teachers and parents. A programme of construction of new municipal owned school buildings was restricted during the year on account of paucity of funds.

The curriculum for standards I to VII as revised by the State Government is being followed in municipal schools.

As required under provision to section 62 BB of the Bombay Municipal Corporation Act and the City of Bombay Primary Education (Amendment) Act 1950, text books prescribed by the State Government were used in municipal schools during the year under report.

Rahimtulla Currimbhoy Municipal Urdu Teachers' Junior College of Education, Imamwada.

During the year under report, there were 99 trainees for D. Ed. First Year Course and 137 trainees for D. Ed. Second Year Course. The teaching staff included one Principal, nine full time Instructors, three part-time Instructors for teaching mathematics and Physical Education and three part-time teachers for teaching special subjects like Drawing and Music.

All 137 trainees sent up for D. Ed. F. Y. Examination held in April 1973 have passed the said examination. Thus the result was cent percent.

This year also, all the trainees of First and Second Year D. Ed. have been sent for the examination held in April 1974.

Municipal Urdu Teachers' Junior College of Education, Mahim

During the year 1973-74 there were 116 trainees in the college—31 in D. Ed. First Year, 47 in D. Ed. Second Year (Urdu medium) and 38 in D. Ed. First Year (Sindhi medium). The teaching staff included one Principal, three full-time Instructors, four part-time Instructors for teaching science, mathematics, urdu, History and Geography, seven part-time teachers for teaching special subjects like Drawing, Music, Work-experience etc.

This year out of 116 trainees, 112, trainees appeared for the D. Ed. first year and second year examinations held in April 1974.

Loan Scholarships

An amount of Rs. 75 per month is given on request as Loan Scholarship to municipal untrained teachers who are under training at the municipal training colleges or any other training institutions. No employee had applied for the said scholarship during the year under report.

The amount of Trust Funds, Prizes, Freschips etc, interest on various trusts and endowments was distributed among the eligible pupils in accordance with the terms and conditions of the respective trusts.

School Furniture and Equipment : School Buildings.

An amount of Rs. 2,21,250 was spent for the supply of furniture articles etc. during the year under report.

14 (7 permanent and 7 temporary structures) New school buildings were constructed during the year under report bringing the total number of 237 School buildings in Greater Bombay. Extensions to 6 School buildings were carried out, thereby increasing the number of class-rooms as additional accommodation for more classes.

The school buildings at 24 places are under construction and extensions in respect of certain school buildings are in progress. 664 schools including classes were accommodated in municipal owned school buildings, 393 schools including classes were accommodated in rented buildings and 34 schools including classes were housed in rent-free buildings.

Primary School Certificate Examination

The Government has discontinued the holding of P. S. C. Examination for Std. VII since April 1974.

II.—Municipal Aided and Recognised Schools

Aided Schools

On 31st March 1974, the number of Aided Schools was 242 (122 in City, 74 in Suburbs and 46 in Extended Suburbs) as against 231 (120 in city, 70 in suburbs and 41 in Extended Suburbs) in the previous year. The number of pupils in Aided Schools in the City, Suburbs and Extended Suburbs increased during the year under review from 72,586 to 79,182.

The average number of pupils on rolls in aided schools during the year under report was 78,925 as against 72,088 in the previous year.

The average daily attendance was 72,355 (92.0 percent) as against 68,574 (94.5 percent) of the previous year.

The total number of teachers in aided schools as on 31st March 1974 was as under :—

	City	Suburbs	Extended Suburbs	Total
Ordinar teachers	737	564	422	1723
Special teachers	109	151	47	307
	846	715	469	2030

Out of 2030 teachers, 1682 were trained and 348 were untrained as against 2013 teachers in the previous year, out of whom 1672 were trained and 341 were untrained.

The percentage of trained teachers as worked out came to 83 percent.

During the year 1973-74, the following activities were organized by the Aided Section of the Education Department :—

On 5th September 1973, Teachers' Day was celebrated at Neptune Talkies, Bandra. Shri Hansra Bhugra, Leader of the Municipal Congress Party was the Chief Guest on the occasion. "Parichaya" a popular feature-film was shown to the teachers who participated in the programme in large numbers.

Language-wise seminars on subjects like "Modern approach to the teaching of Mathematics," "Teaching Science through activities," "Community Living" etc. were held, for the benefit of teachers of Standards I to IV of private primary Marathi, Gujarati, Hindi and Urdu Schools. Eminent educationists gave enlightening talks on the different topics of the curriculum. About 700 teachers participated in the seminars.

An exhibition of teaching aids and materials demonstrating the modern methods of teaching mathematics was organized at Regina Pacis Convent School at Byculla. Demonstration lessons were organised on the occasion for the benefit of the teachers.

On 23rd November 1973, a lecture on "Innovations in Education in Japan" by Dr. (Mrs.) Madhuri Shah, Education Officer, was organised for the teachers of Standards I to IV of private primary English schools at Apostolic Carmel School, Bandra. The talk was very enlightening and opened new horizons of knowledge for the teachers.

Unaided and Recognised Schools

Besides Aided Schools, there were 380 (186 in City, 134 in Suburbs and 60 in Extended Suburbs) recognised schools as against 390 (197 in city, 133 in suburbs and 60 in Extended Suburbs) in the previous year. The number of teachers in these schools was 3,969 as on 31st March 1974 as against 4026 teachers as on 31st March 1973. The number of pupils increased during the year from 1,30,204 to 1,34,542.

III A.—Educational Guidance Centre.

Educational guidance in primary schools is given to pupils with the help of teachers. Guidance consciousness is created in teachers through lectures given to them on the following topics :—

- (i) Guidance in elementary schools;
- (ii) How to cultivate proper study habits with the help of following topics :—
 - (a) Functions of memory.
 - (b) Powers of imagination.
 - (c) How to think clearly and creatively.
 - (d) Power of decision-making.

Educational guidance on the lines mentioned in (ii) above, is also given to students of Standards VIII in our secondary schools in all wards. The lecturers on the above mentioned topics were attended by nearly 8000 pupils.

Vocational guidance in secondary schools was given to students of Standards IX, in all wards. Lectures on the following topics were attended by nearly 6000 pupils :—

- (i) How to choose a career.
- (ii) Technical careers.
- (iii) Medical careers.
- (iv) Commercial careers.
- (v) How to prepare for final examination.

Career conference, consisting of (a) lectures by eminent personalities, (b) exhibition of posters on various careers, and courses (c) display of career films was held at N. M. Joshi Marg Municipal Secondary School. The conference was attended by all students of Standards X and XI, past students, parents and teachers.

As per the desire expressed by the Chairman, Education Committee, lectures on various important careers were arranged in secondary schools in all wards. The lectures were delivered by experts.

III B.—Vocational Education.

There are 37 vocational classes in 22 vocational schools—17 carpentry, 15 tailoring, 1 sign-board painting, 1 painting, 1 book-binding and 2 clock-repairing.

IV.—Physical Education

With some modifications suitable to our school conditions the syllabus in Physical Education, prescribed by the Government was followed in municipal primary schools during the year 1973-74. The examination in Physical Education, introduced two years back has been continued this year also.

During the year 1973-74 physical education section carried out the following activities :—

(1) *Refresher Class* :—In order to acquaint in-service teachers with the programme and methods of physical education, a refresher class was organised and conducted on zonal basis for about 400 teachers, in two separate batches for upper primary and lower primary schools.

(2) *Annual Sports* :—Annual sports were held at 139 centres all over Greater Bombay in which 69,715 pupils participated. The finals were organised at St. Xavier's College gymkhana ground, Parel, wherein 864 qualified competitors from all zones participated. First three winners in each events were given the prizes.

(3) *Mass Drill* :—Two mass drills, one at University Stadium and another at Kamgar Kreedha Bhevan, were organised on 5th March and 22nd February 1974 respectively. About 3000 pupils participated in each mass drill. Usually this programme was conducted during morning. However, this year it was organised in the evening, under flood lights, and the same was appreciated by all. As usual, 'Republic Day' was celebrated by holding students' rallies, one at Goregaon and the other at Mulund.

(4) *Drills and Games Competitions* :—These competitions were held in each beat and were followed by semifinals at zonal level and finals at central level. About 18,139 and 19,184 pupils participated in drills and games competitions respectively.

(5) *Physical Training Institute* :—This Institute works throughout the year and in-service teachers attend courses in physical education in this institute in batches. Tests and examinations are conducted at the end of the year and certificates are awarded to successful candidates. A camp for teachers under training for physical education was conducted this year at Alibag, District Kolaba from 8th to 18th March 1974. Newly introduced activities were tried out viz. rhythmic action for Standards I and II and Classical and Folk Dancing for Standards III to VII. Thus simple to complex Dance steps are taught and tried out. About 250 teachers attended this courses. Our teachers went to different schools in Alibag for about 4 days and trained the pupils in these new activities. A demonstration was staged on the last day, which gave us the chance to find out the capacity of the teacher trainers. This demonstration was attended by the Mayor Shri Sudhir Joshi and Shri Bhai Shingre, Chairman, Education Committee. The items that were staged were highly appreciated by the Chief Guest and general public at Alibag.

(6) *Educational Excursion* :—Educational excursion programme was conducted from 26th December 1973 to 30th March 1974. About 47,701 pupils from Standards III participated. This year, more pupils could not be taken on excursion due to rise in transport charges as well as refreshments. The participants were taken to places like Jijamata Udvan, Kamala Nehru Park, Tarapurwalla Aquarium, Birla Kreedha Kendra, Gate Way of India etc. at the cost of the Corporation.

(7) *Balbhavan Centres* :—To provide part-time activities after school hours, 29 Balbhavan Centres are conducted all over Greater Bombay. Each centre is provided with an Instructor and a Helper. Activities like action songs, folk dances, games, crafts, drawing etc. are conducted at the centre. At the end of every year, competitions are held at each centre as well as a final at a central place.

(8) *R. S. P. Units* :—There are 25 schools having R. S. P. units. Uniforms to pupils and instructors are given at the cost of the corporation and the instructor is paid Rs. 25 per month for the work. These units look after the traffic and safety of the pupils during morning and evening.

(9) *Band Troop* :—8 Schools have this Band Troop. Pupils are taught musical instruments and it is observed that pupils take great interest in this activity.

(10) *Music and Art Academy* :—From 17-1-1974 the academy has been started to encourage talented pupils and teachers in music and art. Principal, Vice-Principal, Instructors-full-time as well as part-time—will work for this academy.

V.—SCOUT/GUIDE ACTIVITIES

Statistical Information.

No. of Cub Masters	: 249	No. of Cubs	: 4212
No. of Scout Masters	: 195	No. of Scouts	: 4656
No. of Flock Leaders	: 162	No. of Bulbuls	: 2700
No. of Guide Captains	: 149	No. of Guides	: 3408
Troops	: 195	Companies	: 149
Packs	: 249	Flocks	: 162

Primary Schools

Following are some of the important activities conducted during the year under report :—

(1) *Explanatory Training Camps* :—This year the camp was divided into two separate groups i. e. CUB/BULBUL teachers and SCOUT/GUIDE teachers, and these camps were conducted at Hindu Colony. The aims and objects of these camps were to create leadership and acquaint the teachers with the yearly programme of Scout/Guide activities. About 256 scouters/ guiders attended this camp.

(2) *Proficiency Badge Training Camp* :—Proficiency Badge is one of the most important trainings of the Scout/Guide movement. Some proficiency badges are absolutely compulsory for each scout and guide. As done last year, a workshop for some selected proficiency badges like carpentry, electrical, gardening, handyman, was conducted at the Powai camping ground for the scouters and guiders. This was done with a view to pass on this training to scout/guides, cub/bulbuls in all municipal schools. About 300 scout/guide teachers took part in this camp.

(3) *Patrol Leader Training Camp* :—This camp was conducted at Powai High Level Reservoir camping ground for about 2100 scouts/guides. This was done with a view to train up the scouts/guides in leadership and work experience. A workshop for training in electricity, book-binding, gardening, paper works etc. was also organised during this camp.

(4) *Training Camp for Judges for Annual Sports* :—A camp for about 100 scouters and guiders was organised to train them as Judges for Scout/Guide Sports. This camp helped to a great extent the scout/guide sport activities and competitions.

(5) *Cub/Bulbul Excursion* :—A day's excursion was organised for about 1800 Cubs & Bulbuls during this year. This gave an opportunity to the cubs and bulbuls in observing nature and its surroundings.

(6) *Patrol Hikes* :—Nearly 1170 scouts and guides took part in this programme during the year. The participants stayed overnight in the camp. Several hike routes with a distance of about 16 Kms. were given to the hikers in advance and the emphasis was laid on training in map reading, compass reading, map drawing etc.

(7) *Scout/Guide Festival* :—This year, the Scout/Guide Festival was celebrated from 2nd to 9th December 1973. The items included in the festival were Rallies, Camp Fires, Parents' Day, Hobbies in action, Exhibition, Khari Kamai etc. The total amount of Khari Kamai collected by municipal scouts and guides was Rs. 18,706.67.

(8) *Final/Zonal Sports* :—As per the annual programme of the Section Zonal Sports were organised at 11 different places throughout Greater Bombay. About 2500 scouts/guides/cubs/bulbuls took part in the sports. This was followed by Finals at Powai High Level Reservoir municipal camping ground.

(9) *Scout/Guide Rally* :—In all 4 zones Rallies were organised at different places in Greater Bombay, and this was followed by Divisional Rally which was held on 16th February 1974 at Kamgar Kreedha Bhavan, Sonapati Bopat Marg, Dadar. In this rally, some activities like March Past, Cub/Bulbul royal, folk dances signalling and pioneering work was displayed. Nearly 10,000 scout/guides, cub/bulbuls attended the rally.

(10) *Explanatory Training Camp* :—This camp was organised for the Officers of Scout/Guide Section of municipal primary schools in order to acquaint them with the duties etc. of District Commissioners and Asst. District Commissioners. The working of the Division was also explained in the camp. The camp was held at Vihar Lake on 15th and 16th April, 1974.

Secondary Schools

(1) Explanatory Training Course for municipal secondary teachers :—

Since last two years, scouting/guiding has been introduced in municipal secondary schools. In order to acquaint the teachers with the syllabus of scout/guide activities in standards VIII, IX and X, the teachers from these secondary schools were called to attend the Explanatory Training Camp. In this camp, 64 scouts/guiders took part.

(2) Orientation course for Head Masters of secondary schools :—

This course was arranged for Head Masters of municipal secondary schools with a view to acquaint them with the scout/guide activities conducted in these schools. 49 Head Masters from 49 municipal secondary schools took part in it. The camp was held at Vihar Lake on 15th and 16th April, 1974.

(3) Group Camping for Secondary School Teachers :—

Group camping is one of the activities of scout/guide and the same is compulsory for secondary schools scouts and guides. Group camping was organised from 11th to 27th April 1974 at municipal camping grounds and 2220 scouts/guides participated in the said camp.

VI.—A AUDIO VISUAL EDUCATION

This year about 1,850 film shows in various municipal primary schools all over Greater Bombay, were arranged by the 10 Projectionists working in this section. These shows were witnessed by 4,72,632 pupils. Over and above this, films on different educational subjects were projected for the benefit of the teachers working under Science and Mathematics Projects, Refresher classes etc. Making arrangements for electricity, lighting, recording etc. for different exhibitions and functions organised by this department were made by the Audio Visual Section.

VI.—B Teaching Aid Centres

More than 4,370 teachers took advantage and prepared various teaching aids on different subjects in the three centres conducted by this section. About 2,300 aids were prepared at each centre. Over and above this, teachers from In-service Training classes attended these centres at Gilder Tank and Hindu Colony and prepared different aids. The Printing Section of this section printed the pamphlets on 'Clean City Exhibition' and Shri Chhatrapati Shivaji Maharaj Coronation Tricentenary Exhibition'. The science report viz. "Bombay Municipal Science Projects" was printed by this section. This section helped in preparing different material for different exhibitions, functions etc. organised by this department.

Exhibitions :—Clean City Exhibition at Raj Bhavan and Shri Chhatrapati Shivaji Maharaj Tri-Centenary Exhibition were organised by this section. All the materials were prepared in the Teaching Aid Centre by the teachers.

VII.—FINANCE

The principal sources of income of Primary Education Department are :—(1) five times the actual net-realisation of the Corporation in the preceding year under the head of General Tax (including arrears and payments in advance) divided by the rate fixed for the General Tax for the said financial year, (2) Government grant towards Primary Education, (3) Education Cess, (4) Interest on Endowments and Investments, (5) Rent and other proceeds of properties, (6) Interest on profits on investments of Surplus loan and other balance and (7) Other Miscellaneous Receipts.

The Opening Balance as on 1st April 1973 was Rs. 34,36,946

The details regarding municipal contribution and other Miscellaneous Receipts are as follows :—

	Municipal Contribution.	Government Grant.	Education Cess.	Other Misc. Receipts.
	Rs.	Rs.	Rs.	Rs.
City, Suburbs and Extended Suburbs.	8,16,51,440	1,00,73,455	1,86,94,324	15,79,042

The total expenditure for the year amounted to Rs. 12,43,75,227. The closing balance as on 31st March 1974 (after taking into account increase in Renewed Grant) was Rs. 20,17,708.

VIII.—Research Unit (Education)

The Research Unit carried out the following studies during the year 1973-74 :—

1. The "Ungraded Unit" study with the follow-up of the children from the parallel classes had been carried out and the report is ready.
2. The follow-up study of children passing from Vacation Classes for failures organised by the Education Department was undertaken and the brief report is ready.
3. Under the project "Bombay Schools Science Improvement Study" the science material for Stds. I—VII has been prepared and experimental try-outs in primary schools (I-IV) has been completed. The report of the project is ready and under print.
4. The Graded Assignments in Languages and Arithmetic for Std. IV have been prepared and are ready for distribution.

5. Pre-service Training Classes for primary teachers to be recruited in the municipal schools had been organised and orientation was given to about 100 teachers.

6. Full-time In-Service Training classes for the municipal primary teachers were organised and orientation and guidance was given to about 750 teachers during the year.

7. Training Courses for the 'Stipendary Teachers' under "Jobs for Educated Unemployed" Scheme of the Government of Maharashtra State were organised and about 500 primary teachers were given orientation in different school subjects.

IX—Secondary Schools

During the year under report, there were 49 municipal secondary schools. The number of secondary schools, divisions etc. is given below :—

	As on 31st March 1973.	As on 31st March 1974.
No. of schools	49	49
No. of divisions	1,466	1,530
No. of pupils	63,585	64,640
No. of teachers	1,178	1,989

The municipal secondary schools are governed by the Secondary Schools Code of the State Government of Maharashtra. The government is giving 97.5 per cent grant for conducting the secondary schools of the Corporation.

New course of syllabus prescribed by the State Government is followed in the municipal secondary schools.

Vocational guidance on different topics such as how to choose a career, how to prepare for final examinations etc. is given to the students in secondary classes by the Vocational Guidance Officer.

The activities of scouts and guides were carried out in the secondary schools as usual. The annual sports competitions were held in four divisional zones and the final competitions were held on 18th and 19th February 1974 at St. Xavier's Gymkhana Grounds, Perel. The prizes to the winners were distributed at the hands of Shri Hansraj Bhugra, Leader of the House at a special ceremony held on 19th February 1974.

Elocution Competitions were held for the students in the secondary schools with a good response thereto. Many students in the secondary schools took part and won the prizes in the divisional competitions of sports handi-craft articles, handwriting, essay writing, etc. arranged by different private associations and clubs such as Lions Club, Rotary Club etc. Kumar Deepak Parmar studying in Std. X of the Villeparle (East) Municipal Secondary School got a prize in the International Art Exhibition organized by "Shankar's Weekly" of New Delhi. The prize was given at New Delhi at the hands of Smt. Indira Gandhi, Prime Minister of India.

At the Science Exhibition held by TIFR (Tata Institute of Fundamental Research), 17 secondary schools had participated and our students got prizes thereat. R. S. P. Units and small savings scheme were also introduced and worked in the secondary schools.

Our secondary school students appeared for Government Drawing Examinations (Elementary and Intermediate) and a good number of them passed those examinations.

On 22nd December 1973, Shri Sudhir Joshi, Mayor of Bombay felicitated in his Chamber the students from the municipal secondary schools who secured more than 65 per cent marks at the S. S. C. Examination held in March 1973. Kumar Pathan, a student from Dongri Secondary School secured 74 per cent marks and stood first in our secondary schools.

The quality of character building inculcated amongst the secondary school students is reflected in the incidents of handing over some valuable articles and currency notes found by them either to their Head Master or to the guardians for disposing them as per the prescribed procedure in this behalf.

Thus our secondary schools are making progress in all respects.

X—General

During the year under report 1,57,989 children from the municipal primary and secondary schools were medically examined and in 1,17,820 children defects were noticed.

The Health Visitors (Schools) paid 8482 domiciliary visits to guide the guardians of ailing children as regards nutrition, care, treatment etc.

The defects such as scabies, ringworm and other ailments noticed at the time of medical inspection were treated at the municipal dispensaries. The municipal school children were also treated at the School Clinics attached to K. E. M. Hospital, Nair Hospital, L. T. M. G. Sion Hospital, Dr. R. N. Cooper Hospital, Full time dental clinic at Nair Hospital and Juhu Hospital. During the year, 68,962 new and old cases were treated at the clinics. Suspected cases of tuberculosis and Leprosy were referred to the Special Clinics for investigation and treatment and were not allowed to attend schools, if found infectious.

Immunization

Immunization against certain infectious diseases was carried out in the municipal schools.

Total number of children immunized is as shown below :—

Typhoid	... 1,86,643	Polio	I dose	... 41,542
			II dose	... 31,453
			III dose	... 26,084
Diphtheria & Tetanus I dose	79,193			
II dose	59,114			
B. C. G. (Tuberculosis)	71,210			
Small-Pox	2,51,785			

Health Education

- (i) Health talks were given to the students and the teachers by the A. M. O.'s and the Health Visitors.
- (ii) Domiciliary visits were paid by the Health Visitors.
- (iii) Parents/Teachers' meetings were organised.
- (iv) Health parades, Health Ministry and Health Trophy competitions were organised in the schools in C/North and M wards with a view to inculcating health habits among school children.

Milk was supplied to the ailing children attending the school clinics.

First Aid was rendered at the time of sports, mass drill displays etc.

XI.—Municipal Teachers' Library

There are three libraries for municipal teachers. The central library is located at Gilder Tank and the other two branch libraries are at Santacruz and Ghatkopar. The total number of books at the end of the year was 66,671 (35,436 at Gilder Tank library, 19,437 at Santacruz library and 11,798 at Ghatkopar library). This number is inclusive of books for children in children's Corner attached to these libraries.

During the year under report, 25,829 books were issued to the members of the three libraries (8,659 from Gilder Tank, 12,544 from Santacruz and 4,626 from Ghatkopar). The total number of new members enrolled in all three libraries was 348.

The total number of periodicals and newspapers subscribed and purchased locally during the year under report was 146.

XII.—Gratis Use of School Premises

The use of municipal school premises for conducting social education classes, Hindi classes, Night schools, Welfare centres and for medical check-ups under the auspices of educational and/or social welfare institutions was continued to be allowed gratis or at nominal compensation charges or monthly compensation charges outside regular school hours on prescribed conditions, with the consent of the owners of the properties in cases of rented premises.

XIII.—Special Classes for mentally retarded children

Lions Juhu Centre for Mentally Retarded Children started by the Corporation in collaboration with the Gujarat Research Society and Lions Juhu, in the year 1965 with only 5 pupils on roll has now 99 pupils on roll during the year 1973-74.

The education is imparted through different media such as Marathi, Gujarati, English and Hindi by trained and experienced staff. The pupils are taught vocational subjects for which special machinery is provided.

Arrangement is also made for development of gardening and such other recreational activities in the schools through which the pupils can develop their mental growth.

In addition to the Lions Juhu Centre school at Khar, there were four special classes for mentally retarded children in different wards.

A new mentally retarded class is started at Manilal Sunderji Municipal School Building, Vileparle West from July 1973 with 10 pupils, bringing the total special classes to five.

Those educable children whose mental growth is very slow and who are not benefited by attending ordinary schools are admitted in these special classes after psychological test. These pupils are given free education. As a special feature, the pupils of these classes are allowed to appear at the normal examinations along with other pupils in municipal primary schools.

Teaching aids specially meant for mentally retarded children are provided in these schools. The pupils are also medically tested regularly by psychologists.

The observations and experiences of the special classes during the year have revealed that there is quite satisfactory progress and enough scope for expansion of the activities thereby giving more and more benefit to such mentally retarded pupils who are not benefited from attending ordinary schools.

XIV—Extra Curricular Activities

- (a) Sharad Utsav (Autumn Festival) : 7 Centres of cultural programmes, 7 Divisionwise competitions, 1 Exhibition, 3 school hall programmes, 1 Central Function and 1 Final dramatics were arranged during the year under report.
- (b) School anniversaries, Independence and Republic Day celebrations were arranged in a number of schools whereat special invitations were given to the parents so as to bring them into close contact with schools. Parents' and Teachers' Days were celebrated in a number of schools.
- (c) Educational seminars were organised in which municipal teachers in all beats participated.
- (d) Vacation libraries were conducted at 90 centres for the benefit of the children.

XV—School Feeding Programme

Under this programme the children of municipal primary schools in Stds. I to IV were catered with 200 ml. of double toned pasteurised milk in sealed bottles on every working day. Due to some technical difficulties at Government dairies, they could not meet our full requirements for the three lakhs children per day. However about 45,000 children were supplied with milk from the Worli Dairy. During this year about 1,87,000 children got 15 gms. of biscuits containing about 14 per cent protein for about 42 days only during the year. Similarly, for about 75 days, nearly 70,000 children were also catered with peanuts (groundnuts) each child getting 20 gms. of baked and salted peanuts. Under buns Programme the beneficiaries were about 70,000. Each child was supplied with sweet bun of 50 gms. each manufactured by Modern Bakeries (India) Ltd. The milk powder, wheat flour and salad oil required for this programme were received as free gift from CARE (Co-Operative for American Relief Everywhere).

MADHURI R. SHAH
Education Officer.

APPENDIX No. 1

Municipal Schools and pupils

Language.	As on 31st March 1973			As on 31st March 1974			
	Schools	Classes.	Pupils.	Schools	Classes	Pupils	
CITY							
Marathi	...	228	3	1,54,632	233	2	1,54,172
Gujarati	...	70	8	20,349	69	8	19,909
Urdu	...	93	10	32,537	95	10	33,198
Hindi	...	49	3	16,430	50	3	16,389
Tamil	...	9	7	3,099	9	7	3,037
Telugu	...	12	2	4,601	12	2	4,889
Kannad	...	12	9	2,801	12	9	2,897
English Primary	...	17	2	6,094	17	2	6,076
Sindhi	...	2	...	260	2	...	214
Total	...	492	44	2,40,803	499	43	2,40,781
SUBURBS							
Marathi	...	135	2	1,07,862	135	2	1,11,927
Gujarati	...	40	15	20,985	49	7	21,178
Urdu	...	69	2	26,212	70	1	28,041
Hindi	...	52	5	20,265	52	6	21,034
Tamil	...	9	4	2,467	9	4	2,392
Malayalam	...	1	3	280	1	3	263
Telugu	...	5	4	1,106	5	4	1,159
Kannad	...	16	4	5,471	18	2	5,607
English Primary	...	9	1	2,248	9	1	2,507
Sindhi	...	2	3	1,395	2	3	1,199
Total	...	338	43	1,88,291	350	33	1,95,307
EXTENDED SUBURBS							
Marathi	...	57	3	41,377	61	3	44,278
Gujarati	...	29	2	17,805	33	...	18,701
Urdu	...	17	1	3,878	18	...	4,330
Hindi	...	23	1	8,525	24	1	9,049
Tamil	...	5	4	1,216	5	4	1,241
Telugu	...	1	2	296	1	2	322
Kannad	...	4	2	1,699	4	3	1,860
English Primary	...	3	...	737	3	...	802
Sindhi	...	4	...	622	4	...	609
Total	...	143	15	76,155	153	13	81,192
Grand Total	...	973	102	5,05,249	1,002	89	5,17,280

APPENDIX No. II

Statement showing the number of Trained and Untrained Teachers in
Municipal Schools according to Sides

Side	As on 31st March 1973			As on 31st March 1974		
	Trained	Untrained	Total	Trained	Untrained	Total
CITY						
Marathi	... 4,488	16	4,504	4,493	15	4,508
Gujarati	... 662	5	667	665	3	668
Urdu	... 965	21	986	983	18	1,001
Hindi	... 502	4	506	495	4	499
Tamil	... 75	7	82	85	6	91
Telugu	... 95	20	115	103	14	117
Kannad	... 80	2	82	78	2	80
English Primary	... 149	22	171	144	25	169
Sindhi	... 10	2	12	10	3	13
Total	... 7,026	99	7,125	7,056	90	7,146
SUBURBS						
Marathi	... 2,827	12	2,839	2,913	12	2,925
Gujarati	... 619	4	623	628	3	631
Urdu	... 688	22	710	712	19	731
Hindi	... 549	5	554	561	2	563
Tamil	... 60	3	63	67	1	68
Malayalam	... 10	...	10	10	...	10
Telugu	... 27	...	27	29	...	29
Kannad	... 156	1	157	153	3	156
English Primary	... 58	2	60	60	2	62
Sindhi	... 41	3	44	44	3	47
Total	... 5,035	52	5,087	5,177	45	5,222
EXTENDED SUBURBS						
Marathi	... 1,162	2	1,164	1,255	2	1,257
Gujarati	... 532	1	533	560	...	560
Urdu	... 103	3	106	110	2	112
Hindi	... 227	9	236	242	6	248
Tamil	... 30	...	30	30	2	32
Telugu	... 6	1	7	7	...	7
Kannad	... 47	1	48	57	2	59
English Primary	... 18	2	20	18	3	21
Sindhi	... 22	...	22	18	6	24
Total	... 2,147	19	2,166	2,297	23	2,320
Grand Total	... 14,208	170	14,378	14,530	158	14,688

407
408

APPENDIX No. III

Municipal Recognised and Aided Schools and Pupils

Language	Recognised schools as on 31-3-1973		Recognised schools as on 31-3-1974		Aided schools as on 31-3-1973		Aided schools as on 31-3-1974	
	No. of Schools	Pupils	No. of Schools	Pupils	No. of Schools	Pupils	No. of Schools	Pupils
CITY								
Marathi	24	9,742	23	9,864	24	6,276	25	7,293
Gujarati	51	9,059	41	7,787	30	7,155	30	7,121
Urdu	3	976	3	1,216	6	1,729	6	1,783
Hindi	11	3,243	11	3,270
Sindhi	3	338	3	264
Tamil	5	1,021	5	975
Telugu	1	92	1	49
Malayalam	3	469	3	435
Kannad	1	341	1	276
English	111	39,984	111	40,667	27	7,449	28	7,321
Marathi Night	1	149	1	148
Kannad Night	1	50	1	48	5	435	5	458
English Night	7	1,156	7	983	3	272	3	263
Total	197	60,967	186	60,565	120	28,969	122	29,658
SUBURBS								
Marathi	19	4,332	17	5,299	23	8,385	26	10,043
Gujarati	19	3,938	19	3,916	15	7,209	15	7,928
Urdu	2	86	2	273	1	320	1	289
Hindi	1	175	2	356	10	2,855	9	2,735
Sindhi	3	361	3	333
Tamil	2	501	2	538
Malayalam	2	601	2	613
English	91	41,971	93	45,012	13	4,899	15	6,115
English Night	1	59	1	106	1	280	1	280
Total	133	50,561	134	54,962	70	25,411	74	28,874
EXTENDED SUBURBS								
Marathi	6	1,560	8	1,651	11	3,506	13	4,438
Gujarati	21	5,234	19	4,756	18	10,777	19	11,786
Hindi	2	421	2	375	6	1,961	6	1,972
Tamil	1	249	1	210
Malayalam	1	147	1	139
Kannad	1	233	1	235
English	28	10,832	29	11,884	6	1,962	7	2,219
Total	60	18,676	60	19,015	41	18,206	46	20,650
Grand Total	390	1,30,204	380	1,34,542	231	72,586	242	79,182

APPENDIX No. IV

Information re : Physical Education in Municipal Schools

Total number of schools and classes (1002+89)	1,091
Number of schools imparting physical education on playgrounds	225
Number of schools imparting physical education in open spaces	465
Number of schools imparting physical education in class-rooms	401
Total Number of pupils	5,17,280
Total number of pupils taking physical education	All pupils
Total number of trained teachers in physical education	2,185
Special teachers in physical education	182
Total number of untrained teachers in physical education	11,576

APPENDIX No. V

Average cost per pupils for the year.

	Average cost per pupil for the year
	Rs.
City, Suburbs & Extended Suburbs :	
According to the number of pupils on roll as on 31-3-1972 (5,28,807)	... 184.65
According to the number of pupils on roll as on 31-3-1973 (5,05,249)	... 206.14
According to the number of pupils on roll as on 31-3-1974 (5,17,280)	... 240.44

LABOUR DEPARTMENT

Summary of the Administration Report of Labour Department for 1973-74.

1. Money Spent by the Corporation:—

(a) On Establishment	Rs.	3,88,550
(b) Other than Establishment	Rs.	2,09,250
				Total	Rs.	5,97,800

2. *Results achieved.*—The department has dealt with 18996 departmental cases and grievances regarding the services conditions, recruitments, promotions, transfers etc., Four disputes were referred to Asstt. Commissioner of Labour, Conciliation Officer etc. during the year.

At the end of the year 30 recognised Unions remained to represent the Labour and the other staff of the Corporation. There exist 24 Joint Councils representing Labour, subordinate, Executive and Nursing Staff.

The recreational educational, hygienic, cultural and Social activities-indoor as well as outdoor-were organised by the Welfare Branch of this department for the benefit of Municipal employees and their dependents. The average daily attendance of adults and children at different welfare centres was 2620 and 2800 respectively. The total strength of scouts and guides was 3926.

Under the scheme for granting scholarship to the children to the Municipal employees 419 scholarships for the secondary education and 310 scholarships for higher education were awarded amounting to Rs. 71,640.

Under the scheme for granting the medical assistance to the Municipal employees suffering from T.B. Leprosy etc. 172 deserving employees were given the medical assistance amounting to Rs. 16,755.

3. Suggestions for remedying and deficiencies:— No

4. Other Special information:—

- (i) The three new unions were recognised during the year. The Municipal Primary Teachers Federation was granted recognition to represent the teachers Unions.
- (ii) The Inter departmental and Inter-ward dramatic competitions was held by this department in which 15 Marathi plays were staged. Three running trophies were given to the best and the 2nd best and the 3rd best entries.

G. S. SAUDAGAR,
Labour Officer.

LABOUR DEPARTMENT

Administration Report of the Labour Department for the year 1973-74

The Labour Officer dealt with 18996 individual grievances of Labour Staff.

Trade Union.—Trade Unions activities among Labour and other staff engaged in the service of the Corporation were mostly confined to the Unions whose names and other particulars including membership are given below. These Unions were recognised by the Municipal Commissioner as per rules.

TABLE I

Sr. No.	Name of the Union	Date of Establishment	Date of Registration	Register Number	Membership as on	
					31-12-1971	31-12-1972
1	Municipal Workers Union ...	27-2-1935	29-3-1935	90	1,950	1,200
2	Bombay Sweeper Union ...	39-7-1946	7-9-1951	1,118	2,301	2,305
3	Bombay Municipal Subordinate Staff Union ...	2-8-1946	31-1-1948	483	...	6,375
4	Municipal Mazdoor Union	3-7-1956	2,100	15,604	15,729
5	Bombay Municipal Engineer's Union ...	1956	30-10-1956	3,281	658	...
6	Bombay Municipal Kamgar Sangh ...	1-4-1933	28-6-1959	4,212	2,726	2,519
7	Administration Officer's Association (B.M.C.) ...	23-1-1967	6-6-1967	6,008	88	65
8	Bombay Municipal Executive Staff Union ...	21-6-1955	21-5-1966	1,806	2,892	1,216
9	Bombay Municipal Health Visitors' Association ...	28-8-1950	18-1-1951	1,001	94	...
10	Maharashtra State Nurses Welfare Association ...	19-2-1964	1964	4,638	753	775
11	Mahamumbai Nagarpalika Prathamik Shikshak Sangh ...	14-4-1906	20-12-1954	1,674	1,156	...
12	Brihanmumbai Nagar Palika Special Shikshak Sangh ...	1959	1960	3,593	118	151
13	Bombay Municipal Urdu Teacher's Association ...	1926	28-4-1953	1,359	350	413
14	Municipal Qualified Overseer's Union	4,977
15	Bombay Fire Service Union ...	19-4-1946	13-1-1948	479	290	359
16	Bombay Fire Fighters Services Union ...	13-7-1967	13-7-1967	6,019	109	...
17	Mahamumbai Municipal Marathi Prathamik Shikshak Sangh ...	23-12-1969
18	Association of Inspectors (School) ...	7-2-1970
19	Municipal Secondary Teacher's Association ...	2-1-1967
20	Municipal Head and Dy. Head Teachers' Association
21	Bhartiya Kamgar Sena	7-8-1968	6,142	25,693	...
22	Bombay Municipal Medico Technical Staff Association	6,455	300	288
23	Senior Medical Teachers' Association
24	Bahattar Bumbai Mahanagar Palika Shikshak Sangh
25	Brihan Mumbai Mahapalika Shikshak Sabha	4,355
26	Bumbai Municipal Hindi Shikshak Parishad ...	1962	21-4-1962	4,185	299	310
27	Graduate Teachers Association ...	July 1971
28	Bombay Municipal Corporation Sec. Sch. Head Masters Assoc....	3-2-1973
29	Municipal Nurses Association	22-6-1973	6,727
30	Bombay Fire Brigade Officers' Association	22-6-1973	4,267	...	29
31	Municipal Primary Teachers' Federation ...	21-1-1973

The following Unions of the Municipal employees have been granted recognition during the period under report.

- (1) The Bombay Municipal Corporation Secondary School Head Masters Association.
- (2) The Municipal Nurses' Association.
- (3) The Bombay Fire Brigade Officers' Association.

The Municipal Primary Teachers Federation was granted recognition to represent the following recognised Unions.

- (1) Mahamumbai Municipal Marathi Prathamik Shikshak Sangh.
- (2) Bombay Municipal Urdu Teachers Association.
- (3) Bumbai Municipal Hindi Shikshak Parishad.
- (4) Brihanmumbai Nagarpalika Special Shikshak Sangh.

Industrial Relations and Labour Management Co-operation

With a view to promote cordial relations between the employees and the Administration the following steps were continued.

(I) **Joint Council.**—The total Number of Joint Councils constituted by the end of the year under report were 24.

(II) **Grievance Procedure.**—A four stage grievance procedure is continued to redress the grievances of the employees in the all the Municipal Departments. The grievance Committee consists of the representative of the Labour and The Management which investigates the grievances of the employees.

(III) **Individual Grievances.**—Complaints received by the Labour office from the employees and also from the Unions were of various nature. The following Table gives the number and the nature of the grievances received and dealt with by the Labour Officer.

Serial No.	Nature of Cases	Total		Grievances redressed		Not Genuine		Pending cases	
		City	Sub.	City	Sub.	City	Sub.	City	Sub.
1	Recruitment and Retrenchment etc. ...	1405	1050	1111	1045	275	5	19	...
2	Promotion, Transfer confirmation and annual increments	697	350	612	345	75	3	10	2
3	Fines, Reversions Suspensions, Dismissals and other Punishment ...	376	25	297	21	77	2	2	2
4	Delay in payment of wages (Wages leave) and allowance	440	225	386	221	51	3	3	1
5	Delay in settlement of provident Fund and other retirement benefits ...	334	200	294	195	27	...	13	5
6	Non-supply of equipment and uniforms ...	167	50	140	45	16	3	11	2
7	Delay in sanctioning leave due	397	60	368	54	18	5	11	1
8	House rent, Accommodation and transfer of quarters ...	739	105	711	103	19	1	9	1
9	Miscellaneous ...	3651	853	2598	820	41	30	12	3
10	Departmental references etc.	7692	1180	7686	1180	6	...
		14898	4098	14203	4029	599	52	96	17

Disputes.—The following disputes were referred to the Asstt. and Deputy Commissioner of Labour during the year under report.

TABLE III

Serial No.	Name of the Union	Department concerned	Categories attached	Referred to	Nature of Dispute
1	Maharashtra State Nurses Welfare Association.	All Hospitals ...	Nursing Staff	Asstt. Commissioner of Labour.	Remuneration to the Nursing Staff during the strike period i. e. 12-8-1972 to 24-8-1972.
2	Do.	Nair Kasturba and K. E. M. Hospital.	Nursing Staff	Dy. Commissioner of labour.	Enforcement of 8 hours duty for Nursing Staff in Nair, Kasturba, K. E. M. Hospital.
3	Bombay Municipal Executive Staff Union.	C. A. ...	Staff of C. A.'s Budget Section.	A. C. L.	Delay in payment of O. T. to the Staff of C. A.'s Deptt. Budget Section.
4	Do.	Health Dept. Family Planning Unit.	Store Keeper cum-clerk cum-accountant.	A. C. L.	Demands of Co-ordinators and Store-Keeper cum-Clerk cum-Accountant.

The Scholarship to the Children of Municipal Employees

During the year, 879 applications for scholarships were received and 310 scholarships were granted to applicants for higher education and 419 for secondary education. The total amount given by way of scholarships to the Municipal Employees was Rs. 71,640.

Medical Assistance Scheme to the Municipal Employees

202 employees applied for medical Assistance under the above scheme and 172 employees were given the aid amounting to Rs. 16,755.

Inter Ward and Inter Departmental Dramatic Competitions

Inter Ward and Inter Departmental Dramatic Competitions were held at the Birla Kreedha Kendra from 15th January 1974 to 12th February 1974. 15 Departments participated in the competition. The first three entries were given running trophies. Four prizes of Rs. 101 each were given for the Best Director, the Best Actor the Best Actress, and the Best Art Director and 28 consolation prizes of Rs. 51.00 each were given for acting on merits. Shri M. W. Desai, Municipal Commissioner, presided over the function and distributed the prizes.

Annual Report of Welfare Branch

Following welfare activities were organised at the Welfare Centres during the year 1973-74.

(i) Inter Centre Tournament and Competition :—

Volley Ball, Carrom, Kabaddi, Table Tennis, Best Physique and Elocution Tournaments and competitions were held during the year. Prizes were given to the winners and certificates were also awarded to the winners along with the prizes.

(ii) Inter Centre Folk Dance Competition :—

This competition was held in the month of October 1973, 25 items in folk Dances were presented. Shri Bhagawati Shroff Chairman, Standing Committee presided over the function and distributed and prizes.

(iii) Inter Centre Dramatic Competitions :—

Inter Centre Dramatic Competition were held at the Birla Kreedha Kendra in the month of December 1973. Shri Sudhir Joshi Mayor of Bombay presided over the function and distributed the prizes to the Best Actor Best Actress and the Best Director. Trophies were given to the first three dramas. 16 Welfare Centres participated in the competitions. A Consolation prize was also given to the 4th Drama.

(iv) Film Shows :—

Documentary and full length films of education and social importance were shown daily at the different Welfare Centres during the year.

(v) **Daily Attendance.**—The average daily attendance of adults and children at different welfare centres during this year was 2620 adults and 2800 children as against 2540 adults and 2700 children in the previous year.

(vi) Excursion for Nursing, Staff :—

Excursion for the Nursing Staff was organised in the month of February 1974 to Mahabaleshwar and Goa, 48 Nurses of the different hospitals and Maternity Homes participated in the excursion.

(vii) **Band Activities.**—Scout Band is organised at G. T. B. Hospital and Brass Band is Organised at Umarkhadi Welfare Centre.

(viii) **Nurseries.**—3 nurseries are conducted at Bapty Road, Palton Road and Colaba Welfare Centres. Nearly 120 children of Municipal Employees take advantage of the Nursery schools.

(ix) **Different Functions.**—Combined Ganpati Festivals, were organised during the year under report Cultural items, competitions etc. were held during the festivals and prizes were distributed to the participant taking part in the programme. Haldi Kumkum functions were held at 30 welfare centres. Buddha Jayants functions were held at 8 welfare centres. Cultural programme was given at the Seminar organised by the Chairman of the Standing Committee.

(x) Other Activities :—

Fabrication of Petty Coats and preparation of Arm Bands was carried out through the participants of Welfare Centres and supplied to the various Municipal Departments.

(xi) Scouting and Guiding :—

The total strength of Scouts and Guides Section was 3936, in the year. The organisation gave the following services during the year under report:

- (1) They carried out duties in maintaining law and order at the time of several celebrations i. e. Urus, Flower Shows etc.
- (2) They participated in the several scout Activities in the City and the Scout Guide Week, Camp, Fires of West Bombay Bharat Scouts and Guides.
- (3) Our scouts took part in the competition, patrol Leaders' Training Camp and First Class Training Camp and Hike Competitions organised by West Bombay District Association.

(xi) **Training Course.**—First class Training course was organised for the Guides at K. E. M. Hospital Welfare Centre.

(xii) **Training Camp.**—Several Camps were organised for the guides at Pawai Scout Camp for the different Welfare Centre during the year.

G. S. SAUDAGAR,
Labour Officer.

PUBLIC RELATIONS DEPARTMENT

Summary of the Public Relations Department for the year 1973-74

Money spent by the Corporation

Total Expenditure of Public Relations Department and Bombay Civic Journal.

	Public Relations Department	Bombay Civic Journal
	Rs.	Rs.
(1) On Establishment ...	1,78,688	13,920
(2) On other Departmental Activities ...	1,17,142	45,395

Results Achieved :-

Health Publicity

Film Shows	Audience
135	20,830
Anti-Diseases Campaigns	No. of persons Inoculated/Vaccinated
746	74,098
Exhibitions	Exhibitions visited by
9	1,50,000 persons approximately.

General Publicity

Press trips arranged to Municipal institutions/installations during 1973-74	5
Press Conferences arranged	10
Display Posters and other Publicity literature	20,000 posters 1,15,000 leaflets.
3. Suggestions for Remedying any deficiencies	Nil
4. Such other Special Information	Nil

K. T. PANDIT,

Public Relations Officer.

PUBLIC RELATIONS DEPARTMENT

Shri K. T. Pandit, M.A., continued to be in charge of the post of Public Relations Officer during 1973-74.

The Department effected publicity about the various activities and services rendered by different Municipal departments and worked as a clearing house in respect of criticism and suggestions appearing in the local newspapers. It also carried out health education work and dissemination of information to the public through various media.

Information Counters

Two information counters at the main and extension buildings continued to prove as useful adjuncts in giving necessary guidance and information to the public besides effecting the sale of civic publications.

Informative Publications

The "Civic Guide-cum-Diary 1974" containing useful information on Civic affairs was brought out in English, Marathi and Gujarati. Other publications included "Civic Guide" and "Know Your Ward" in English and Marathi and a booklet entitled "Keep your City Clean" meant for school going children were published. Two new posters on "Sanitation" were also published. List of Municipal Councillors and Officers was brought out during the year in English and Marathi.

Press room equipped with lockers etc. enabled the press reporters as well as the department to keep proper liaison with each other. Visits of press representatives to Municipal installations and institutions were arranged regularly and the press was also provided with specially prepared handouts, photographs etc. for the respective visits. A good coverage was secured in the news papers through this activity for civic installations, services, institutions etc.

The department participated in the observance of World Health Day, National Cleanliness Day, World Leprosy Day, Social Education Week, Sharad Utsav, Family Planning Fortnight, Fire Services Day and also in various Health Drives and Exhibitions organised by the Lions Clubs, Bombay Civic Trust, Citizens Welfare League, Bhagini Samaj, Consumers Guidance Society and such other Social Welfare Organisations. Necessary Co-operation was also extended for the activities, campaigns etc. carried out by the citizens Committee for Clean Bombay Campaign.

Special Activities

In connection with the Centenary Celebrations of the Corporation, which was held during the year under report and for which a central function was held at the Municipal Head Office on 4-9-1973, extensive publicity programme was arranged by the department through Press, All India Radio, T. V. and Films Division. Special press hand outs giving historical background, past history etc. were prepared for the occasion for press publicity. Talks and interviews of Mayor and Commissioner, were also arranged on All India Radio and T. V. Similar arrangements were made for the Centenary Celebrations of the Standing Committee which was held on 11-9-1973. A photographic display of some of the important Civic projects such as water supply, Slum Improvement and Deonar Abattoir, was also arranged on the occasion of the Seminar on "Effective Role of the Deliberative Wing in Urban Government" and "Human Environment in Metropolitan Areas" which was held as a part of the Centenary Celebration of the Standing Committee.

The All India Technical Conference of the State Directors Animal Husbandry, sponsored by the Department of Agriculture, Government of India, was held under the auspices of the Corporation, and organisation thereof, was done jointly by this department and General Manager, Deonar, Abattoir. Similarly, a special exhibition on "Cleaner Bombay" was arranged on the occasion of the three day seminar on "Ecology, Environment and Man" sponsored by the Society for Clean Cities.

Under the Sister City Relationship established between Bombay and Leningrad, a Three member Delegation from Leningrad City Soviet were on a five day visit to the city as guests of the Corporation. An elaborate programme of visits to institutions and installations, sight seeing etc. was drawn out and was seen through.

The First Annual Vegetable, Fruit and Flower Show was also organised this year under the auspices of the Corporation and necessary co-operation was extended to the Garden Department in organising this event.

The work of collecting donations for the National Flag Day was also carried out. In addition to providing information to various civic bodies in India and to other Government Departments and arranging visits of V. I. Ps., information both in write-ups and pictures was culled, collated and furnished to various foreign countries, many of them coming through the Mayor. A number of central functions, official public meeting and press conferences were also organised in connection with the opening of various civic projects and necessary assistance was also given to departments holding such functions.

K. T. PANDIT,
Public Relations Officer

Municipal Swimming Pools

Summary of the administration Report of Municipal Swimming Pools for the year 1973-74

Mahatma Gandhi Memorial Olympic Swimming Pool

Total revenue collected at the M. G. M. O. Swimming Pool during the year under report was Rs. 2,29,500

Total expenditure incurred was Rs. 2,03,013 including the establishment cost of Rs. 1,09,896.

Revenue from the private reservations of the Pool was Rs. 9,620.

Results

5367 were new admissions which included 3299 beginners.

No. of casual Swimmers was 45353.

3830 school children took advantage of the 50 per cent. concessional charge for membership to the Pool

Sardar Vallabhbhai Patel Swimming Pool, Kandivali

Total revenue collected at the S. V. P. Swimming Pool, Kandivali during the year under report was Rs. 87,024.

Total expenditure incurred was Rs. 99,330 including the establishment cost.

Revenue from the private reservations of the Pool was Rs. 920.

Results

2503 were new admissions which included 1442 beginners.

No. of Casual Swimmers was 19590.

1315 school children took advantage of the 50 per cent. concessional charge for membership to the Pool.

Ghatkopar Lions Municipal Swimming Pool, Chatkopar

Total revenue collected at the Ghatkopar Lions Municipal Swimming Pool, Ghatkopar during the year under report was Rs. 1,04,189.

Total expenditure incurred was Rs. 97,208 including the establishment cost.

Revenue from the private reservations of the Pool was Rs. 800.

Results

2051 were new admissions which included 1162 beginners.

No. of Casual Swimmers was 25701.

846 school children took advantage of the 50 per cent. concessional charge for membership to the Pool.

Deficiencies

There is a great overcrowding in the summer season at the Municipal Swimming Pools, which causes inconvenience to the members.

Suggestions

There should be more Swimming Pools in the City and the Suburbs to cater to the needs of the public as there is overcrowding in the existing Swimming Pools which are only three in number.

S. N. PINGE,
M. G. M. O. Swimming Pool.

Mahatma Gandhi Memorial Olympic Swimming Pool

- (1) 5367 Members joined the Swimming Pool during the year under report.
- (2) 3299 Beginners were trained in Swimming during the year.
- (3) 45353 Casual Swimmers including Labourers and Factory Workers availed of the facility of Swimming.
- (4) Twelve educational Institutions availed of the Swimming facility at concessional charge.
- (5) 14 Members of the M. G. M. O. Swimming Pool were included in the Maharashtra State Aquatic Team for participation in the National Aquatic Championship held at Jaipur in October 1973.
- (6) The Intercollegiate Swimming competitions were held at the M. G. M. O. Swimming Pool in September 1973.
- (7) Free Swimming facilities were provided for the blind persons by granting reservation of the Pool for 2 hours in a week.
- (8) 3830 School going children upto the age of 18 years availed of 50 per cent. concession in fees during the year.
- (9) 16 Polio crippled children availed of the free Swimming facility at the Pool during the year.
- (10) Private parties reserved the Swimming Pool for 413 hours by which a revenue of Rs. 9,620 was collected.
- (11) Collection of fees during the year was Rs. 2,29,500 as against Rs. 2,57,680 during the previous year.
- (12) The total expenditure was Rs. 2,03,013 including the establishment cost of Rs. 1,09,896 during the year.
- (13) 21st Anniversary of the M. G. M. O. Swimming Pool was observed by holding Swimming competitions of the members. Prizes were awarded to the winners by Shri S. C. Joshi, Mayor of Bombay.
- (14) M. G. M. O. Swimming Pool was closed for major repairs from 16-1-1974.

Sardar Vallabhbhai Patel Swimming Pool, Kandivali

- (1) 2503 New members joined the pool during the year under report.
- (2) 1442 Beginners were trained in swimming during the year.
- (3) 19590 Casual Swimmers including the Labourers and Factory Workers availed of the Swimming facility.
- (4) Six Educational Institutions availed of the Swimming facility at concessional rate of Rs. 100 P.M.
- (5) 1315 school going children upto the age of 18 years availed of 50 per cent. concession in fees during the year.
- (6) Private parties reserved the Swimming Pool for 23 hours by which a revenue of Rs. 920 was collected.
- (7) The amount of fees collected during the year was Rs. 87,024 as against Rs. 86,259 during the previous year.
- (8) Total expenditure during the year was Rs. 99,330 including the establishment cost.

Chatkopar Lions Municipal Swimming Pool, Chatkopar

- (1) 2051 New members joined the Pool during the year under report.
- (2) 1162 Beginners were trained in Swimming during the year.
- (3) 25701 Casual Swimmers including Labourers and Factory Workers availed of the Swimming facility.
- (4) Four Educational Institutions availed the Swimming facility at concessional rate.
- (5) 846 school going children upto the age of 18 years availed of 50 per cent. concession in fees during the year.
- (6) Private parties reserved the Pool for 20 hours by which a revenue of Rs. 800 was collected.
- (7) Collection of fees during the year was Rs. 1,04,189 as against Rs. 1,01,078 during the previous year.
- (8) Total expenditure during the year including the establishment cost was Rs. 97,208.

S. N. PINCE,

Manager,

M. G. M. O. Swimming Pool.

ADMINISTRATIVE OFFICER (ENQUIRIES)

Summary of Administration Report—1973-74.

Shri C. K. Patel, Superintendent of Licence continued to remain as Administrative Officer (Enquiries) in-charge during the year under report.

(1) Money spent during the year 1973-74.—The total grant allotted to this department for the year 1973-74 is Rs. 4,19,240.

(2) Results achieved.—During the year under report total No. of 806 cases regarding acceptance of illegal gratification, misappropriation of municipal money, pilferage of municipal property and material, serious nature of misconduct, misbehaviour etc. on part of the municipal employees & irregularities of minor nature were investigated. Departmental enquiries were conducted in 132 cases in which 183 employees were awarded punishments ranging from warnings to dismissal. In 37 cases preliminary enquiries were completed and cases were sent to respective departments for conducting departmental enquiries. 264 cases were sent to various departments for taking necessary remedial actions. In 22 cases the delinquents were exonerated as the charges were not proved. 244 cases were filed as the allegations were found to be too false or vague. In 132 cases investigations were progressed at the end of the year. Besides the above surprise visits were also paid to various municipal works in progress, offices & installations for checking musters, accounts and detecting other malpractices. Auction sales & sale of rights in different depts. were attended too. The depts. were also given advice & guidance in respect of representation from employees in disciplinary cases & procedural matters in respect of Dept. enquiries.

Verification of stores including capital stores & verification of Dead Stock & Plant & Machinery was carried out in various departments throughout the year.

(3) Suggestions for remedying any deficiencies.—Nil.

(4) Such other Special information.—During the year under review M. C.'s Special Vigilance Cell was created with a view to paying surprise visits to different Ward Offices so as to detect the various irregularities and delays committed at various stages. The Vigilance Cell work under the supervision, guidance and control of the A. O.(E) i/c who submits his reports to the Municipal Commissioner for information and orders regarding action. During the year surprise visits were paid to three Ward Offices and steps were taken to expedite the cases pending for long time.

C. K. PATEL,

A. O. (Enquiries). I/C.

ADMINISTRATIVE OFFICER (ENQUIRIES)

for 1973-74

Details of investigations work done by Enquiries and Investigations Branch.

I.—Investigation of—

(a) Cases of alleged acceptance of illegal gratification and misappropriation of Municipal money by the Municipal Staff	27
(b) Cases of pilferage and misuse of Municipal property and materials	53
(c) Cases of irregularities of serious nature on the part of Municipal employees such as misconduct, misbehaviour, rude behaviour and assaults, harassment to patients in the Hospital, taking leave under false pretext, driving or allowing drive Municipal vehicles by unauthorised persons, gross dereliction of the duties etc.	212
(d) Cases of irregularities of minor nature on the part of Municipal employees, such as irregular attendance, sub-letting of rooms, harbouring outsiders in their rooms without permission and negligence of duties, etc. and complaints against stall-holders licencees and other regarding sub-letting of stalls, infringement of licence conditions, breach of provisions of Shops and Establishment Act, Municipal Bye-laws and Regulations.	514
Total No. of cases investigated	806

The actions taken in the above cases investigated are summarised as under :—

	No. of employees	No. of Cases.
(1) Dismissal	4	}
(2) Removal from Service	15	
(3) Demotion	2	
(4) Resignation accepted	...	
(5) Withholding of increments	46	
(6) Fines imposed	55	
(7) Censures and warnings	57	
(8) Recoveries made for loss of Municipal property	4	
	183	
(9) Sent to Departments for conducting Departmental Enquiries	...	37
(10) Sent to Departments concerned for necessary remedial actions	...	264
(11) Filed as the allegations were found to be either false or too vague	...	244
(12) Exonerated as the charges were not proved	...	14
(13) Enquiries in progress at the end of the year	...	115
		806

I.—The split up according to the status of the delinquents in the cases employees who have been awarded deterrent punishments such as dismissal, removal from service, demotions and withholding of increment is as under :—

Category	Dismissal	Removal	Demotion	Resignation accepted	Increment withheld
Sr. Inspector	2
Ward Inspectors	...	1	2
Jr. M. P. A.	1
Market Inspectors	...	2	2
Overseer	1
Jr. Inspector	1
Rent Collector	...	1	1
Pharmacist	1
Clerk	11
Teacher	...	1	2
Nurse	...	1
Sr. Binder	1
Labour	...	3	9	1	22
Total	...	4	15	2	46

Other work done by Enquiries Section :—

Serial No.	Details of work	No. of cases.
(1)	Surprise visits to places of Municipal works in progress and offices and installations for checking of musters, Accounts etc., detecting malpractices etc.	258
(2)	Attending sale by auction of Municipal Property or rights etc.	182
(3)	Disposal of cases of miscellaneous nature such as cases referred to by departments for advice in representations from employees in disciplinary cases, advice on procedural matters regarding departmental enquiries	1,290
	Total	1,730

Work done by the Stock Verification Section

Verification of Stores including capital stores at the Stores and Sub-Depots was carried out during the year as usual. Periodical checking of balances of petrol, diesel oil etc., at the various Municipal Pumps was also done and quarterly live stock statement of bullock as well as increase and decrease statements of live stock at the Victoria Gardens were verified, checking of the unserviceable articles needlessly occupying considerable space in Municipal Schools was also carried out. Schools and other Ward Offices were visited and unserviceable articles lying there were disposed of as per procedure laid down.

This section also helped the Enquiries Section in keeping a watch etc. at different places and times for detection of malpractices and investigation work such as scrutiny of voluminous records in specific cases.

The other important work attended to by this Section was the distribution of relief grants from the Mayor's Relief Fund to the persons and families affected by fire, house collapse and other natural calamities.

C. K. PATEL,

A. O. (Enquiries). I/C

THE BOMBAY CIVIC JOURNAL (1973-74)

Shri K. T. Pandit, M.A., continued to work as Editor, Bombay Civic Journal, in addition to being the Public Relations Officer, during the year under report.

Two important events-taking office by the newly elected members of the Corporation and the Centenary Celebrations of the Corporation—took place during the year under review. To mark the second important landmark, a Centenary Number containing information both in words and pictures, about the historical growth and development of the Corporation, was brought out. As regards, the first event, a detailed poll results and other related information about the Municipal General Elections 1973 together with a pictorial feature of the entire elected house was also published in the Journal.

In addition to publication of the Diwali Number, the remaining issues of the Journal were replete with information about the Prime Minister's visit to the city, three-day seminar on Ecology, Environment And Man and other related subjects of civic importance. A pictorial series "Bombay—Old and New" was introduced and the series entitled "मुंबईचे ऐतिहासिक वसन" written by the noted historian Prof. N. R. Phatak, was also continued.

Efforts to bring in more revenue by advertisements and increase in the number of subscribers were also continued.

K. T. PANDIT,
Editor, Bombay Civic Journal

ORGANISATION AND METHODS DIVISION

Dr. S. D. Parohure, M.A., Ph. D., was in -charge of this division from 1st April 1973 to 3rd July 1973. However as he was on leave from 23rd April 1973 to 31st May 1973, during this period and on his retirement from Municipal service with effect from 4th July 1973, Shri M. P. Patil, M.A., L.S.G.D., Pravin, Acting Assistant Supervisor (Marathi) was asked to look after the work of O. & M. O. in addition to his own work from 5th July 1973 to 31st March 1974.

During the year the following main activities were conducted by the division.

- (i) Standardisation of forms and registers.
- (ii) Re-arrangement of Municipal Records.
- (iii) Scrutiny of proposals from the following Departments :—

- (a) Birla Kreedha Kendra.
- (b) M. G. M. O. Swimming Pool.
- (c) Chief Librarian.
- (d) Curator of Museum.
- (e) Municipal Chief Auditor.
- (f) General Manager, B. E. S. T.

(IV) Introduction of Marathi :

- (a) Employees are allowed to do original noting and drafting in office files in Marathi without furnishing the English version thereof.
- (b) Some more forms were got printed only in Marathi.
- (c) In the departmental tests the quantum of marks for questions to be answered compulsorily in Marathi being increased, the examinees were allowed to answer the general Knowledge paper entirely in Marathi. Some circulars are being issued in Marathi.
- (d) The proposal of granting Rs.100/- as a prize for acquiring efficiency in Marathi typing by the employees who are not recruited as Marathi typist, is sanctioned upto 31st December 1977.
- (e) Training :

In service training.
Marathi Training classes for the various categories of the employees.
For these training Classes a new system was being chalked out.

Method Study:

The O. & M. Officer examined some cases regarding method study.

Forms, Registers etc.:

Changes and improvements in forms or registers, reprinting of registers and forms is being examined by the O. & M. Officer.

Recruitment:

There are various panels set up for all recruitments upto the clerical level and O. & M. O. is one of the members of all these panels.

Furniture Proposals :

Scrutiny of the proposals for the purchase of furniture submitted by various offices was done and suitable recommendations were made thereon.

Weekly Abstract :

Weekly reports were collected from different offices and Ward Offices and a consolidated statement thereof was regularly submitted to M. C. with comments thereof.

Operation of the suggestion Scheme :

The suggestions received from the staff for the improvement in the municipal administration were examined and processed.

M. P. PATIL,

Organisation and Methods
Officer (in Charge).

PRODUCTIVITY CELL

The Productivity Cell comprising of specially trained personnel in the various fields of 'Productivity Techniques' is charged with the task of suggesting these techniques, which have a significant role to play in creating a sound organisational structure and in streamlining methods and procedures of work for higher efficiency. The secret of higher efficiency lies in developing the employees at all levels in these techniques with the full support of the Top Management. The optimum utilisation of the resources, *viz.* Men, Money and Material in accordance with these techniques will surely bring in the desired results.

Shri N. P. Nobre, B.E.(Civil) ... Executive Engineer in charge of the cell during the period of 1973-74.

Some of the major projects carried out during the period 1973-1974 :—

- (1) Detail Training Scheme for W. S. S. D.
- (2) Standardising of labour gangs and work norms for the Ward Engineering Unit.
- (3) Study of Municipal Co-operative Canteen.
- (4) Streamlining the procedure for issue of repairs permission to tolerated and temporary structures.
- (5) Study on preliminary project on monitoring for W. S. S. D. in association with Tata Consultancy Service.
- (6) Working out details regarding staff requirement for drainage department.
- (7) Scrutiny of the list of equipments to be purchased for H. E.'s department.
- (8) Centralisation of Meter Workshop at Ghatkopar.
- (9) Study of testing procedure for various meters.
- (10) Redesigning of forms for :—
 - (i) Factory Department,
 - (ii) Health Department,
 - (iii) Education Department,
 - (iv) Engineering Department,
 - (v) A. & C.'s Department (Motor Branch).
- (11) Study of provident fund and pension procedure rules.
- (12) Incentive scheme for workers at Worli Asphalt Plant.
- (13) Rebate on the supply of peanuts supplied to Municipal School Children.
- (14) Scrutiny of PERT/CPM chart for Malad reservoir and for Bhandup Complex staff quarters.
- (15) Preliminary work of computerisation of water billing.
- (16) Classification of Library Books.

In addition to the above mentioned major projects about 15 minor projects were also carried out.

Training Activity :—

PERT/CPM and Materials Management classes were conducted for the Engineering staff of Slaughter House at Deonar.

Job Training classes for the staff of the Meter Section and for overseers in planning and distribution sections were conducted. Classes on Factory Policies and procedures were conducted for the beat officers of Licence and Engineering Departments. Job Training classes for Foremen of P. E.'s Unit were conducted jointly with the line staff of P. E.'s Unit.

Manuals/Handouts :—

Manuals on Revenue and on Tender were prepared.

Hand outs for induction training for W.S.S.D. Staff were prepared. A Book-let on "Factory Policies and Procedure" was prepared. Handout on Preventive and Planned Maintenance was prepared.

Library :—

The Centralised technical library which has been established to have better co-ordinated effort to disseminate literature and to have an effective control over the purchase and issue of books has been further developed by additions of new books and new members.

N. P. NOBRE,

E. E. (Productivity)

BOMBAY MUNICIPAL SECURITY FORCE

Summary of the Administration Report for the year 1973-74

1. Money spent by the Corporation :—

Total Expenditure of the Bombay Municipal Security Force during the year was :—

(i) On Establishment matters	... Rs.	83,00,000
(ii) On other matters	... Rs.	2,25,000
	Rs.	<u>85,25,000</u>

2. Results achieved :—

(i) No. of Departmental Enquiries completed by the Security Branch	...	191
(ii) No. of Theft etc. cases reported	...	244
(iii) Value of Municipal property involved	... Rs.	41,365.76
(iv) No. of cases detected	...	139
(v) Value of property recovered	... Rs.	15,723.01
(vi) No. of Security Guards recruited in the year	...	223

3. Suggestions for remedying any deficiencies ... Nil.

4. Such other special information :—

- (i) The Bombay Municipal Security Force conducts a Training School for Security Guards. During the year under report 160 Security Guards were imparted Training.
- (ii) The Bombay Municipal Security Force is in-charge of Industrial Home Guards Unit of the Municipal employees. It has 109 members enrolled on it.

G. H. SALUNKE,
Security Officer i/c.

Administration Report of the Bombay Municipal Security Force for the year 1973-74.

Shri G. H. Silunke, Ag. Asstt. Security Officer continued to hold charge of the post of Security Officer during the period under report.

2. The Security Officer is assisted by three Asstt. Security Officers in his day to-day administration. Sarvashri G. H. Silunke, D. G. Shinde and C. W. Zambre from among the rank of Security Assistants, are holding the charge of posts of Asstt. Security Officers temporarily after their selection by the Selection Board of the Corporation.

3. The work done by the Security Force is of two types, one is of Investigation which includes conducting the Departmental Enquiries and the other of Detection of theft and pilferage cases of Municipal Properties in addition to making necessary arrangements for guarding Municipal Buildings and Municipal installations.

4. The work of Departmental Enquiries completed by Assistant Security Officers is as follows :—

I.—Departmental Enquiries :—

(a) Cases of alleged acceptance of illegal gratification and misappropriation, theft or pilferage of Municipal Property or Materials.	67
(b) Cases of irregularities of serious nature on the part of Municipal employees such as misconduct, misbehaviour, rude behaviour and assaults, harassment to patients in the hospital, taking leave under false pretext, gross dereliction of duties etc.	64
(c) Cases of irregularities of minor nature on the part of Municipal employees, such as irregular attendance, sub-letting of rooms, harbouring outsiders in their rooms without permission and negligence of duties etc.	57

Total ... 188

(a) The action taken in the above cases is summarised below :—

	No. of employees	No. of cases
(1) Dismissal	42	186
(2) Removal from service	47	
(3) Promotions withheld	...	
(4) Demotion	...	
(5) Withholding of increments	76	
(6) Fine imposed	16	
(7) Censure and Warnings	13	
(8) Recoveries made for loss of Municipal property	6	
(9) Sent to Departments concerned for conducting further D. Es.
(10) Sent to Department concerned for necessary remedial action
(11) Filed as the allegations were found either false or too vague
(12) Exonerated as the charges were not proved	...	10
(13) Enquiries in progress at the end of the year	...	52
Total	...	250

I—(a): The split up according to the status of different employees who have been awarded deterrent punishments such as dismissal, removal from service, demotion and withholding of increment is as under :—

Category	Dismissal	Removal	Demotion	Increment withheld.
Clerk	...	1	...	2
Security Guards and Head Security Guards	10	16	...	55
Labour Staff other than Security Guards and other categories	32	30	...	39
Total	42	47	...	76

II: The classification of very serious offences for which punishments of Dismissal, Removal from service, Demotion and Withholding of increments was resorted to and the number of employees to whom the said punishments were awarded for such offences is as follows :—

Description of the offences	Dismissal	Removal	Demotion	Increment withheld.
(1) Pilferage of Municipal property such as Store articles, Dietary articles, etc.	23	18	...	14
(2) Misbehaviour, Misconduct etc.	19	29	...	62
Total	42	47	...	76

The Departmental Enquiries pending with this department (A. S. Os.) is 121.

III: The Security Department maintains Orderly Room Registers with the Security Officer and Asstt. Security Officers and the Staff of Security Department is placed in the Orderly Room. The persons found guilty of minor defaults are punished such as cautioned, censured or fined. The punishment imposed is recorded in Orderly Room Registers. The fine thus recovered from 208 Security Guards amounts to Rs. 246 during the year under report. This procedure is adopted in the Police Department and it is found suitable as it gives better control over the men working in the Bombay Municipal Security Force.

The work of theft cases detected and the recovery of stolen property is tabulated below:—

	Total No. of cases	Total property involved		Total property recovered	
		Rs.	P.	Rs.	P.
	244	41,365.76		15,723.01	
Detected	139				

	Hospitals			Others		
	Cases	Property lost	Property recovered	Cases	Property lost	Property recovered
		Rs.	P.		Rs.	P.
	50	7,603.11	3,172.11	194	33,762.65	12,550.90
Detected	32			107		

Hospital			Others		
I.—Municipal employees involved	37		I.—Municipal employees involved	125	
(a) Municipal employees against whom departmental action is taken.	13		(a) Municipal employees against whom departmental action is taken.	51	
(b) Municipal employees against whom departmental action is pending.	24		(b) Municipal employees against whom departmental action is pending.	74	
II.—Municipal employees against whom Police cases were made.	15		II.—Municipal employees against whom Police cases were made.	36	
(a) No. of employees convicted	9		(a) No. of employees convicted.	16	
(b) No. of employees against whom Police cases are pending.	6		(b) No. of employees against whom Police cases are pending.	20	

5. With the expansion of activities of Municipal hospitals viz. (1) L. T. M. C. Hospital, (2) K. E. M. Hospital and (3) B. Y. L. Nair Ch. Hospital and Kasturba Hospital, the number of patients attending them has also increased. In order to put a check on the pilferage and other complaints the Security Staff at these hospitals was increased. One additional Security Assistant was also posted at each of these hospitals. This increased strength of Security personnel is showing the desired effect.

6. The Security Force was engaged for special bandobust on Bombay Buidh days, Mochas, Demonstrations etc. The Security Force was also engaged in special bandobust at Corporation Meetings at the Corporation Hall.

7. The Security Force conducts the Industrial Unit of the Home Guards for Municipal employees and there are 109 members enrolled on it at present.

8. The Security Force participates in Flag Salutation Ceremony on the Republic Day (i.e. 26th January) and Independence Day (i.e. 15th August) every year when special staff is called for parades at the occasions.

9. The Security Force has got its own Training School for the Security Guards and during the year under report 160 Security Guards (Recruits) were imparted Training.

10. The total expenditure on the Establishment of the Security was Rs. 85,25,000 and there were 2613 men working on the Establishment which includes Officers, Sub-ordinates and Labour Staff. The Security Force recruited 223 candidates as Security Guards during the year under report.

G. H. SALUNKE,
Security Officer I/c.

DEONAR ABATTOIR

Summary of Administration Report

The Slaughter Houses at Bandra were demolished on 23rd and 24th April 1973 following the strike of the butchers, who refused to shift the slaughtering operations to Deonar Abattoir. Thereafter since 7th May 73 and 12th May 73, the butchers from Cattle and Sheep Units respectively started getting their animal slaughtered at Deonar Abattoir. The Mutton stall holders and shop keepers in Western Suburban Area have also started their business at Deonar Abattoir from 21st July 1973.

Due to modern amenities available at Deonar Abattoir, meat export increased considerably and the cattle Unit had to be run in two shifts to meet the demand in this respect.

During Bakri-Id festival of 74, a special arrangement was made at Deonar Abattoir to ensure the sacrificial slaughter of animals in most hygienic conditions.

A number of pharmaceutical concerns have come forward to take the benefit of the facility provided at Deonar Abattoir in respect of collection of various glands.

301 self-contained tenements were made available to the Slaughter House workers and 600 more tenements were under construction. The work of construction of 4 more Live Stock Market sheds, Administrative Building, Approach Road was nearing completion.

A special temporary market for sale of edible offal, commonly known as "Kena" was started below the bridge near Deonar Abattoir, where all the licensees from Bandra have been accommodated and rehabilitated.

With the commissioning of the new bridge, a bus service from Chembur Railway Station to Deonar Abattoir was started during the year under report.

Dr. D. M. BAILUR,
G. M. D. A.

ADMINISTRATION REPORT OF DEONAR ABATTOIR

Dr. D. M. Bailur, B.Sc., (Vet.), M.R.C.V.S. (London), continued to hold the Office of the General Manager during the year under report: Shri V. B. Shirodkar, B.E.ELEC. (Hons.), M.I.E., continued to hold the Office of the Executive Engineer (Maintenance) during the year under report.

On receipt of the orders from the State Government on 13th March 1973, notices were given to the butchers operating at Bandra Slaughter Houses that they would be shifted to Deonar Abattoir with effect from 15th April 1973. Instead of complying with the orders, the butchers enmass went on strike from 15th April 1973 and suspended their operation completely. Hence, steps were taken to demolish the entire Slaughter Houses and various structures at Bandra on 23rd and 24th April 1973.

After demolition, the butchers came forward and started their business at Deonar Abattoir from 7th May 1973, when the Cattle Unit started functioning to its full capacity. From 12th May 1973 the Sheep Unit started functioning to its full capacity.

The mutton licensees having their shops and stalls in Western Suburban Area had abstained from slaughtering animals from 15th April 1973. Ultimately they also started slaughtering the animals at Deonar Abattoir from 21st May 1973.

Due to modern facilities available at Deonar, there had been a remarkable rise in the export of meat of the animals slaughtered at Deonar Abattoir and the Cattle Unit was required to be run in two shifts from 11.00 a.m. to 7.00 p.m. and from 7.00 p.m. to 3.00 a.m. and the demand for slaughter of buffaloes and bullocks was fully met by the Corporation by running the Unit in two shifts during the year under report.

During the Bakri-Id Festival, special arrangements were made to slaughter the animals in the Live-Stock Market Sheds, where during 3 days 2,256 bullocks and 18 buffaloes were slaughtered by the sacrificers. For the first time, Municipal Meat Vans were made available for transport of animals slaughtered by the sacrificers to the different parts of the City. The entire arrangement was very much appreciated by all concerned.

Messrs. Hoechst Pharmaceutical Co. continued to slaughter cattle-calves at Deonar Abattoir for the production of Foot and -Mouth Vaccine and successfully marketed their product and increased the number of animals slaughtered during the year under report.

Pharmaceutical concerns like Messrs. Sandoz Ltd., Messrs. Griffon Laboratories, Messrs. Immus Kimia, Messrs. Cipla, Haffkine Institute and many other concerns have continued to take benefit of the facilities made available for collection of various glands etc., at Deonar Abattoir.

301 self-contained tenements have been allotted to the Slaughter-House-Workers and construction of 600 more tenements was started during the year under report.

The work of construction of 4 Animal-Market Sheds was completed and all the sheds were in use during the year under report. The construction of 4 more Live-Stock-Market Sheds was in progress. The work of construction of Administrative Office Building is nearing completion.

Additional water troughs, drinking water facilities for the workers, merchants etc., have been provided during the year under report.

In order to meet the evergrowing demand for slaughter of cattle and sheep for the export purposes, a proposal to provide one more slaughtering line in Cattle Unit with a capacity to slaughter 300 horned cattle in 6 hours' shift and 2 lines in the Sheep Unit with a capacity to slaughter 2000 sheep and goats on each line in 6 hours' shift was mooted.

A specious temporary market for sale of kena i. e. Head, Liver, Stomach, Trotters etc., of animals slaughtered at the Abattoir, was constructed below the bridge near Deonar Abattoir and has been commissioned successfully. In this market, all the licensees, who were selling kena in the compound of slaughter house at Bandra have been accommodated.

The bridge near Govandi Railway Station was completed and commissioned during the year under report. Similarly, the work of 60' approach road was nearing completion.

With the commissioning of the bridge a bus service had been started from Chembur Railway Station to Deonar Abattoir and back.

During the year under report quite a number of dignitaries from various States and from Abroad paid visit to Deonar Abattoir.

The number of animals brought, rejected at the Ante-mortem inspection slaughtered etc. are shown in the accompanying Statement I.

The total amount of revenue collected during the year under report is shown in the accompanying Statement II.

STATEMENT ' I '

Part I

YEAR	ANIMALS BROUGHT AT DEONAR ABATTOIR					ANIMALS REJECTED AT ANTE-MORTEM INSPECTION					
	Buffaloes	Bullock & Male- Buffaloes Calves	Sheep & Goats	Pigs	Pig-ling	Buffaloes	Bullocks	Male- Buffaloe Calves	Sheep & Goats	Pig	Pig-ling
1972-73	14,101	6,059	1,07,600	16,860	56
1973-74	55,563	69,860	14,45,728	19,808	75	*1,345	*1,422	*376	†7,065
% of Rejection						2.4%	2.03%	0.47%	.04%		

* Animals rejected by Government Vet. Officer.

† Animals rejected by Municipal Vet. Officer.

PART—II

Year	ANIMALS REMOVED OUT OF DEONAR ABATTOIR					
	Buffaloes	Bullocks	Male-Buffaloe Calves	Sheep & Goats	Pigs	Piglings
1972-73
1973-74	1,49,772

PART—III

YEAR	ANIMALS SLAUGHTERED DURING THE YEAR					
	Buffaloes	Bullocks	Male-Buffaloe Calves	Sheep and Goats	Pigs	Piglings
1972-73	13,572	5,863	329	1,06,147	16,763	49
1973-74	51,168	66,787	3,403	12,04,492	19,751	77

PART—IV

YEAR	MEAT CONDEMNED DURING THE YEAR									
	QUANTITY OF MEAT PRODUCED (IN TONS)			(IN TONS)			% of Condemnation			
	Beef	Mutton	Pork	Beef	Mutton	Pork	Beef	Mutton	Pork	
1972-73	...	4,662.0	1,061.4	419.3	13.54	2.12	5.8	0.27%	0.2%	1.38%
1973-74	...	19,783.2	12,045.0	493.7	53.77	2.6	1.07	0.26%	0.02%	.002%

STATEMENT—II**Revenue collected at Deonar Abattoir**

	1972-73		1973-74	
	Rs.	P.	Rs.	P.
(1) Fair Fees	...	69,034.00	17,72,353.80	
(2) Slaughter Fees	...	4,49,288.25	21,89,208.85	
(3) Licence Fees	...	3,913.75	43,330.30	
(4) Service Charges for slaughtering of animals	...	4,45,319.50	36,12,551.90	
(5) Blood Fees	...		2,22,816.90	
(6) Miscellaneous Receipts	...	91,713.10	3,52,402.22	
(7) Rent	...	10,137.32	1,16,412.28	
		10,69,405.92	83,09,076.25	

PROJECT ENGINEER (SEWERAGE) DEPARTMENT

The Planning Section of this branch had already started functioning before the period of this report (i. e. before 1-4-1973). Dy. P. E. (Sewerage) Planning and Design looked after the work of preparation of plans and estimates, calling of tenders and their recommendations. A short summary giving statistical information of work done by the Drainage Planning Section is given below.

During the report period, i. e. 1973-74, Shri N. L. Patel, B.E. (Civil), M.I.E. took over as Project Engineer (Sewerage). He was appointed on 4-12-1973 as Project Engineer (Sewerage).

Although he was in charge of Construction as well as the Planning, the Construction Sections continued to work under the respective Zonal Dy. City Engineers for administrative convenience, till the end of report period. During the report period information was collected to enable the drainage maintenance sections working under the various Ward Officers to be brought under Project Engineer (Sewerage).

There was no occasion to invoke provisions of the Bombay Municipal Servants' Act 1890.

D. C. Planning (Sewerage and Storm Water drains)

The abstract of work during the year is as follows 1-4-1973 to 31-3-1974.

Serial No.	PARTICULARS	
(1)	No. of contract plans	} ... 55 Nos.
	No. of Cloth tracing	
(2)	No. of paper tracing	... 145 Nos.
(3)	No. of amonia Print copies	... 6067 Nos.
(4)	No. of block estimates	... 27 Nos.
(5)	Total amount of block estimates	... 9,21,02,673.00
(6)	Detailed plans and estimates completed in all respects	... 72 Nos.
(7)	Total amount of detailed estimates	... 2,95,53,022.00
(8)	No. of tenders invited	... 47 Nos.
(9)	No. of contracts awarded	... 36 Nos.
(10)	Detailed estimates in hand	... 55 Nos.
(11)	Total approximate cost of detailed estimates in hand	... 4,21,97,127.00

Particulars of detailed plans and estimates completed in all respects referred to above :—

Particulars	Nos. of estimates	Estimated Cost
		Rs.
(a) Sewers	... 53	2,48,55,973.00
(b) S. W. Drains	... 10	14,79,049.00
(c) Pumping stations	... 9	12,18,000.00
(d) Miscellaneous	... Nil.	Nil.

N. L. PATEL,
Project Engineer Sewerage.

Administration Report of the Executive Health Officer for the year 1973

SUMMARY OF THE ADMINISTRATION REPORT OF THE PUBLIC HEALTH DEPARTMENT FOR 1973

Total Expenditure :

	Rs.
(i) Maternity and child welfare	74,43,580
(ii) Pre-school and school health services	14,14,048
(iii) Prevention and control of infectious diseases, maintenance of vital statistics, pest control, public health laboratory, food sanitation, Prevention of food adulteration and control over certain other trades connected with public health and regulation of places for disposal of dead, etc.	2,95,36,150
Income : Issue of licences, certificates of birth, death registry and other miscellaneous fees, etc.	20,79,000

(A) Control on Food Adulteration :

Samples under P. F. A. Act	11,084
Adulterated	1,039
Prosecutions	770
Fine amount	Rs. 1,44,930

(B) Grading of Eating Houses :

No. of Eating Houses :—	5,379
I Grade	122
II Grade	734
III Grade	4,502
Without Grade	21

(C) Food Establishments Licensed :

27,254

(D) Grading of bakeries :

No. of bakeries	372
I Grade	3
II Grade	15
III Grade	349
Without Grade	5

Vital Statistics :

Births registered :		1,80,409
(i) Live births	...	5,991
(ii) Still-births	...	61,931
Deaths registered including infant mortality	...	13,976
infant deaths	...	38,918
Notifiable diseases reported
Plague, Cholera, Smallpox :

No cases occurred

	Reported Cases.	Deaths.
--	-----------------	---------

Enteric fever	1,725	60
Poliomyelitis	442	44
Infectious Hepatitis	3,591	388
Diphtheria	977	83
Tuberculosis	32,175	6,951
Imported cases of Smallpox	8	3

Immunization :

Anti-Typhoid	6,00,806
Anti-Cholera	7,14,041
B. C. G. to new-born	69,768

	1st dose	2nd dose	3rd dose
Polio	95,857	50,251	42,581
Triple	44,051	39,870	25,044
Tetanus	2,03,660	82,139	37,322
Diphtheria	70,680	22,525	...

Veneral diseases cases treated 20,716

Malaria : Inspections were carried out to detect mosquito breeding places. Breeding places detected were destroyed by treating with larvicides. It included open wells, cisterns, mill tanks, storm water entrances and drains.

Anti-fly measures, fogging operations were carried.

National Malaria Eradication Programme which was introduced in 1962-63 is now under the consolidation phase.

Filaria Control Programme on a small scale was continued.

Hygiene

Maternity and Child Welfare Services were rendered through 20 municipal maternity homes and 35 maternity & child welfare centres.

Deliveries conducted	...	71,262
Cases treated at the Clinics	...	6,61,831

7. General Hospitals :

Total beds	...	938
Patients hospitalised	...	49,297
Outdoor patients	...	26,01,706

Kasturba Hospital for Infectious Diseases

Beds	...	680
Admissions	...	333,95

It continued to give efficient medical service to infectious diseases patients.

Municipal Eye Hospital, Kamathipura :

(i) New cases	...	34,541
(ii) Total attendance	...	1,47,734

Family Welfare Planning :

I. U. C. D. Insertions	...	3,677
Vasectomy operations	...	42,982
Tubectomy operations	...	12,172
Condoms distributed free	...	17,02,171

Free dispensaries ... 104 dispensaries.

Mobile Free dispensaries ... 15		
New cases	...	35,41,837
Total attendance	...	1,31,42,596
Upgraded dispensaries	...	16
Total samples examined	...	53,704
Screenings done	...	13,197

Vaccination Branch :—

Primary vaccinations	...	1,9,2636
Re-Vaccinations	...	16,15,067

As a result of implementation of Smallpox Eradication Programme there was no local case of Smallpox in Greater Bombay during the year.

Municipal Laboratory received 53,381 samples for examination during 1973.

Total water samples	...	20,023
Found unfit for potable purposes	...	3,982

School Health Works :

Medical Inspection of Municipal School children		
Schools & Classes :	...	844
Students examined	...	1,26,242
Defective students	...	1,04,085

Mobile Health Unit :—

Medical Inspection of school children	...	159
Children medically screened	...	33,991
Immunization in schools	...	1,63,532
Immunization in field	...	1,76,971

Outstanding activities

12 new dispensaries opened.

600 more beds for T. B. in addition to 600 beds. and 100 maternity and gynaecological beds were reserved in Sarvodaya Hospital.

Venereal Diseases Reference Laboratory at the Municipal Maternity Home premises, Stable Street, Kamathipura., Bombay-11 was opened from 8th May 1973.

Diagnostic Centre at Municipal Dispensary, Dahisar, was started from 21st September 1973.

Ambulance service is attached to 5 Municipal General Hospitals and 2 Maternity Homes in the Suburbs.

Health propaganda and Education were carried out through Public Relation Department.

Suggestions

- (1) To achieve the target of 272 dispensaries for 68 lakh population, efforts are made to obtain suitable sites for structures. More funds are therefore necessary.
- (2) 12 additional dental clinics are necessary.

M. K. VAIDHYA,
Executive Health Officer.

**ADMINISTRATIVE REPORT OF THE
EXECUTIVE HEALTH OFFICER
FOR THE YEAR 1973**

Population.—The mid-year estimated population *viz.* 65,51,000 for Greater Bombay for 1973 has been taken as the basis for working out the rates of vital statistics.

Rainfall.—The total rain-fall in millimetres recorded at the Colaba Observatory was 1841.6 m.m. It was below normal by 257.6 mms. It rained on 120 days as against 54 in 1972 and 101 in 1971. The wettest month was July, with a rainfall of 593.9 mms.

The total rainfall recorded at the Santacruz Observatory was 1786.11 mms. as against 1635.0 mms. in 1972. July was the wettest month with a rainfall of 608.4 mms.

Outstanding Activity of the year

New Municipal medical institutions opened from 1st January 1973 to 31st December 1973, were as follows :—

Date of opening.	Name of the dispensary and Location.
18-1-1973	Near Lal Vitachi chawl N. M. Joshi Marg, Opp. Byculla Railway Station (W), Bombay, 11.
24-1-1973	Lal Bahadur Shastri Market, Lakhamsi Napoo Road, Matunga, Bombay, 19.
26-1-1973	Pathan Wadi, Malad-East.
31-1-1973	Plot No. 5 B, T. P. S. No. 1, Goshala Road, Malad (East).
1-2-1973	Gorai Road, Gorai Village, Borivli (West).
5-2-1973	303, Raja Ram Mohan Roy Marg, Girgaon, Bombay, 4.
6-3-1973	Kurar Village, Malad (East).
27-3-1973	Walpakhadi Chawls, Noorbaug, Off Babula Tank.
16-9-1973	Guru Nanak Dewji Free Municipal dispensary Dr. Ambedkar Road, Khar,
2-10-1973	Municipal Colony, North of K. D. Railway, Deonar.
9-10-1973	Haji Hasan Ahmed Bazar Marg (Ghogari Mohalla).
25-10-1973	Maruti Lane, Bombay-1.

Other activities.

Date	Nature of activity started.
3-2-1973	600 more beds in Sarvodaya Hospital for T. B. patients in addition to 600 beds were reserved.
5-2-1973	100 maternity and gynaecological beds reserved in Sarvodaya Hospital.
8-5-1973	Venereal Diseases Reference Laboratory was established at the Municipal Maternity Home premises, Stable Street, Kamathipura, Bombay-11.
21-9-1973	Diagnostic Centre at Municipal dispensary, L. T. Road, Dahisar.

PUBLIC HEALTH ADMINISTRATION

I.—GENERAL SANITATION

(A) Food Sanitation etc.—Food sanitation comprises of control and supervision over the food premises where articles of food are manufactured, stored and exposed for sale. This control is exercised by imposing a licence under the Bombay Municipal Corporation Act and the Maharashtra Prevention of Food Adulteration Rules, 1962. The food establishments are also controlled from the stand point of prevention of adulteration of food under the provisions of the Prevention of Food Adulteration Act, 1954 and the rules thereunder. In order to improve the standard of food sanitation, eating houses and bakeries are classified as grade, I, II and III, depending upon the compliance with the conditions of the licence and other measures taken to maintain cleanliness and sanitation in the various trade operations and in the trade premises. There is also a system of medical examination of food handlers cooks and (cook-mates) in eating houses so as to prevent the spread of various diseases through articles of food.

For checking of adulteration of food, there is a special staff of inspectors exclusively engaged on the work as provided in the Prevention of Food Adulteration Act, 1954, and the Rules thereunder. Check over adulteration of food is exercised by sampling of food, followed by prosecution in case of adulteration. There is a special van for quicker surprise sampling and for exercising check over the work of other food inspectors.

(B) Grading of Eating Houses.—The scheme for grading of eating houses introduced from the year 1961 contemplates improvement of sanitary, etc., conditions obtainable in eating houses, by introducing the element of competition amongst the licensees. Grades I, II and III are determined on the basis of marks secured out of 100 allotted for the observance of the conditions of eating houses licences and provision of special arrangements such as sterilising of all utensils, cups, dishes, etc., additional arrangements for periodical cleanliness of the premises and tables, cleanliness of the servants and their uniform, refrigeration for food preservation and periodical medical examination of all employees, etc. The grade allotted to an eating house is required to be exhibited in the prescribed form, conspicuously at the entrance of eating houses. Eating houses securing less than 35 marks out of 100 are not allotted any grade, nor are allowed to be licensed and they come under prosecutions till they either improve the conditions or close down.

(C) Grading of Bakeries.—Almost on similar lines as eating houses, grading of bakeries in Greater Bombay has been introduced from September 1964 so that the conditions obtainable in bakeries may be improved by competition. The special arrangements that upgrade a bakery are, inter alia, arrangements for cleaning and sterilizing all utensils and other appliances, personal hygiene of the staff, special retiring room for workers, perfect fly-proofing of the bake-room and the store-room, use of electric oven for baking, etc. Bakeries securing less than 35 marks out of 100 are not allotted any grade nor are allowed to be licensed and are subjected to prosecutions till they either improve or are discontinued.

(D) Water Supply.—Greater Bombay continued to receive chlorinated water supply from Tansa-Vaitarna and Vihar and filtered water supply from Ulhas and Tulsi lakes. Constant check on the quality of water supply and dosage of chlorine, was exercised through systematic sampling and analysis of water at various points in the supply and distribution system.

(E) Drainage.—Due to financial and other difficulties, the Municipal Corporation of Greater Bombay could not make appreciable headway in respect of Sewerage and Sewage disposal schemes, as recommended by high level committee of experts, appointed in 1962, to study the problems of water supply and sewage disposal and to suggest remedial measures. Thereafter, schemes for sewerage and sewage treatment were incorporated along with the water supply projects for obtaining the I. D. A. Loan. A feasibility report was prepared in this respect by M/s. Binnie and Partners who also prepared a Development Plan for the works of sewerage and sewage disposal.

Under this Development Plan following works are to be executed within a period of 10 years starting from 1973 :—

- (1) Construction of certain new pumping stations in the city and suburbs.
- (2) Augmenting the existing pumping stations in the city including necessary repairs and duplication of sewers.
- (3) To provide sewerage facilities for hitherto unsewered areas of city, suburbs and extended suburbs.
- (4) To provide proper means of sewage disposal consisting of 3 centralized treatment plants and deep submarine outfalls.

The cost of sewerage works has been estimated at Rs. 128 crores and that of sewage disposal works at Rs. 145 crores to be spent over a period of 10 years. This is a definite step towards improvement of general sanitation in the Corporation area.

(F) Prevention of Food Adulteration.—This includes sampling of articles of food stored, sold or exposed for sale, etc. for checking adulteration and misbranding of food, under the Prevention of Food Adulteration Act, 1954. This work is being done by the Food Inspectors appointed for the purpose under the provisions of the Act. There is a counter-check over the Food Inspectors by a mobile squad provided with a van for swifter and surprise sampling. Food establishments and food hawkers are also licensed under the Maharashtra Prevention of Food Adulteration Rules, 1962.

II.—VITAL STATISTICS

Births and Birth rate.—Live births registered were 1,80,409 which were 12,588 more than for 1972 and 18,434 above the average of the quinquennium 1968-1972. Of the registered births, 96,674 were males and 83,735 were females, giving a proportion of 115 males to 100 females. The birth rate was 27.5 per 1000 of the mid-year estimated population.

Deaths and Death rate.—Deaths registered from all causes were 61,931 which were 3382 more than for 1972 and 6,539 above the mean mortality of the preceding 5 years.

Death rate was 9.5 as against 9.3 for 1972. 22.6 per cent. of the total deaths were among infants. Of these, 44.8 per cent. were recorded as due to congenital malformation and diseases of early infancy.

Mortality by sex and age.—Of the 61,931 deaths, 37,314 were among males and 24,617 among females. The excess of deaths among males may be ascribed to the slight preponderance of males it being nearly 59.0 per cent. of the total population. The death-rate among males was, however, actually higher than that among females. On the basis of 1971 census population, the male death-rate was 10.7 and that of females 9.9 as against 9.9 and 9.6 respectively in 1972.

Principal causes of deaths.—Diseases of the respiratory system claimed the highest number of deaths as in the past, with a death-rate of 1.9 per 1,000 of population. A large proportion of deaths from respiratory diseases occurred among infants and children under 5 years of age. The causes coming next on the list for the year were tuberculosis (1.1) congenital malformation, and diseases of early infancy (0.8), diarrhoea and dysentery (0.6).

Infant Mortality.—Deaths among infants under 1 year of age numbered 13,976 which were 531 more than in the preceding year and 872 more than the annual average of the quinquennium 1968-72. The infant mortality rate was 77.5 per 1,000 live-births as against 80.1 in 1972.

Of the 13,976 infant deaths, 12,919 i. e. 92.4 per cent. were among infants born in Greater Bombay and 1087 i. e. 7.6 per cent. were among those born outside Greater Bombay. The births of these 1087 infants were naturally not registered in the Greater Bombay birth registry. Excluding these 1087 deaths, the infant mortality rate would be 71.6. How much of this reduction in the rate could be set off against the deaths of infants occurring outside Greater Bombay though born and registered in the Greater Bombay, cannot be estimated, but in the absence of any specific cause of evidence of emigration, the number must be small and, therefore, the infant death rate after correction for residence would not be much above 71.6 i. e. 5.9 less than the recorded rate of 77.5.

Causes.—9204 or nearly 65.9 per cent. of the total infant deaths were due collectively to diseases of the respiratory system, congenital malformation and diseases of early infancy, as against 64.6 per cent. in 1972. Diarrhoea and Enteritis caused 1615 deaths, Dysentery 70 and Convulsions 22 deaths. Deaths from Smallpox were Nil and Measles 40. Poliomyelitis caused 2 deaths.

Quinquennial average.—Compared with the annual average of the preceding five year, the total deaths among infants in 1973 were 872 more. Increase of 9 under Dysentery and 484 under Diseases of respiratory systems and 6 under measles and 249 under congenital malformation and diseases of early Infancy was recorded. Decrease of 2 under Smallpox, 19 under Convulsions and 64 under Diarrhoea and Enteritis and 18 under Poliomyelitis, was recorded.

Age at death.—The infant deaths in the first week of life were 5,292 or 37.7 per cent. and in the age group of 1 to 4 weeks, it was 2738 or 19.6 per cent of the total. Thus, 8030 infant deaths or 57.5 per cent. of the total number occurred in the first month of life. In the next two age-groups viz. 4 weeks to 6 months and 6 to 12 months, the infant deaths numbered 3548 and 2398 respectively constituting 25.4 per cent. and 17.2 per cent. of the entire infant mortality.

The maternal mortality numbered 89 and the rate being 0.5 per 1000 live births as against 0.6 during 1972.

Cemeteries.—There were in all 177 cemeteries in use in Greater Bombay. Of these 20 are Municipal-managed, the rest are managed by private trusts or bodies. At the Municipal-managed cemeteries, necessary amenities are provided at Municipal cost. At non-Municipal cemeteries, they are to be provided by their trustees/owners.

Notification.—Notification of infectious diseases received numbered 38918 as against 31,737 in 1972. Of these, 2028 were from the medical practitioners.

Infectious Hepatitis caused.—3591 attacks (including 89 originating in the other local areas of India) and 388 deaths.

Plague—was absent.

Rat Control work.—Integrated rat control work by adopting combinations of various anti-rat measures directed at reducing the indoor as well as outdoor rat population was organised and continued in all the Municipal Wards.

Rat destruction.—Total number of rats caught and destroyed in Greater Bombay was 8,73,303 (including 2,10,253 *Rattus Rattus* and 3,09,147 *Gunomys Kok*) as against 8,80,943 in 1972. No rat was found plague infected. Immunity tests on rats against plague were carried out at the Haffkine Institute and the susceptibility of rats to plague infection was reported as 16 percent in *Rattus Rattus*, 11 percent in *Rattus Narvegicus*, and 72 per cent in *Gunomys Kok*.

Other anti-plague measures viz. flea destruction especially through cyanogassing of rat holes and cleaning of areas were carried out.

Smallpox.—As a result of the implementation of the Smallpox Eradication Programme, there was no local case of Smallpox in Greater Bombay. There were 8 cases having their origin in the other local areas of India. The Deputy Assistant Director General of Health Services (Smallpox), New Delhi, was informed accordingly.

Cholera.—Cholera was absent. Preventive measures such as anti-cholera inoculations, disinfection of well water, destruction of over-ripe and rotten fruit, were continued and 7,14,041 persons were inoculated.

Influenza.—It caused no death.

Enteric Fever.—The number of notified cases viz. 1725 (including 10 originating in other local areas of India) was 826 more than that in 1972. Number of deaths was 60 as against 48 in 1972. 6,00,806 persons were inoculated with T. A. B. vaccine. Other preventive measures including DDT spraying as an anti-fly measure, surprise inspection of food-establishments, etc., destruction of unwholesome foodstuffs, propaganda, etc., were carried out as usual, besides treating all cases of typhoid with chloramphenicol, etc., at the Kasturba Hospital for Infectious diseases.

Acute Anterior Poliomyelitis.—442 cases (including 36 originating in the other local areas of India and 44 deaths were reported due to this disease. 1,88,689 immunizations were carried out.

Diphtheria.—977 cases were notified. Of these, 62 were originating in other local areas of India. 83 cases proved fatal.

Cerebro spinal meningitis.—This disease caused 1 attack.

Tuberculosis.—As per the Corporation Resolution, No. 1366, dated the 13th February 1969, a central T. B. Case Registration Unit has been established under the control of Executive Health Officer. The following preventive measures were taken by the Unit.

1. 32,175 cases of T.B. were notified to this unit from different T. B. Clinics and Medical Institutions both Municipal and non-Municipal from all over Greater Bombay.

2. To begin with, domiciliary treatment and follow-up of T. B. patients has been carried out in E, F and G Wards only, and 3 T. B. Inspectors and 50 T. B. Investigators attended to the following work:—

(1) To contact the T. B. patients at Municipal General Dispensaries to see that they take Injection Streptomycin regularly as prescribed.

(2) To pay domiciliary visits at the residence of each and every T. B. patient once a week or fortnight.

(3) To impart health education and to give instructions to adopt preventive measures in order to preclude dissemination of infection in the community. To motivate and reorient the T. B. patients to take the treatment thoroughly and regularly.

(4) To attend T. B. Clinics once a week to check the defaulters and take suitable remedial measures for retrieval of defaulters.

(5) To report all suspected close contacts to the nearest T. B. Clinic for early detection of T. B. cases.

(6) To maintain 'family folders' for T. B. patients for their follow-up. Besides, family folder will show the name of all close contacts, their nutritional status, socio-economic condition, mode of accommodation, occupation, etc.

(7) To maintain 'standard treatment' card for each T. B. patient which will be kept at the residence of the T. B. patient.

(8) To supply anti-T. B. drugs at the residence of those T. B. patients who are bed-ridden, crippled or infirm.

3. **B. C. G. Vaccination** was given to new-born babies in all the Municipal maternity homes by trained nurses and to children studying in Standard I in Municipal Primary Schools by B. C. G. Vaccination Team of the State Government.

Examination of specimens.—Sputum specimens sent by the medical practitioners were examined free of charge at the Municipal Laboratory.

Cases of Tuberculosis were admitted to the Municipal Group of Hospitals for Tuberculosis at Sewri, which has an accommodation for 830 in-patients, besides 1200 beds are reserved by the Municipal Corporation of Greater Bombay at the Sarvodaya Hospital, Ghatkopar. The cases directed by the 4 clinics at Shamaldas Gandhi Marg, Foras Road, Dadar, and Khar, were admitted as per the waiting list, maintained at the Hospital Outdoor Department, after examination by the honoraries. A. P. and P. P. refills and screening were done at the hospital, as also at the above four clinics. Advanced cases of tuberculosis were isolated at the Daftary Municipal Isolation Wards at Dadar, which has an accommodation for 88 in-patients.

Incidence.—Tuberculosis took a toll of 6951 lives and the death-rate of tuberculosis was 1.0 per 1000 mid-year estimated population.

Venereal Diseases.—The Municipal Venereal Diseases Clinic is situated at 254, Bellasis Road, Byculla Bombay 8. Venereal Diseases cases are treated there, with the latest methods of treatment after proper clinical diagnosis confirmed by modern laboratory tests carried out at the clinic's laboratory. Along with other Venereal diseases cases minor skin diseases cases were also treated at this clinic.

Antibiotics like injectable penicillin preparations, streptomycin and broad spectrum antibiotics with vitamin preparations etc. were the drugs of choice in the treatment of venereal diseases.

Male and Female patients were examined and treated in separate wings of the clinic maintaining absolute privacy and secrecy.

A refresher course in Venereal Diseases was conducted periodically at this clinic for the benefit of general practitioners, under the joint auspices of the Association for Moral and social Hygiene, the V. D. Advisory Committee, Maharashtra State, and the Municipal Corporation of Greater Bombay. Ten lectures-cum-practical demonstrations were given in refresher course in 1973. General Practitioners were informed about the latest methods of diagnosis, investigations and treatment.

The new V. D. Reference Laboratory was established from 8th May 1973, under the Joint auspices of the Bombay Social Hygiene Council and Municipal Corporation of Greater Bombay at the Municipal Maternity Home premises, Stable street, Kamathipura, Bombay 11. The Laboratory is kept open between 10 A.M. and 5 P.M. on all working days except Sundays and Public Holidays.

The Laboratory undertakes :—

- (1) Blood V. D. R. L. and Kalin Verification Test.
- (2) D. G. I.
- (3) Ur. Smear Examinations.
- (4) Smear examinations from sores, mucous patches, aspirated bubo for (i) G. C. (ii) Duckrey bacillus, (iii) Donovan bodies.
- (5) Urine examinations.

Facilities for culture and antibiotic sensitivity examination regarding niesseria gonorrhoea culture and urine exist at the laboratory.

This laboratory extends facilities to patients referred to by General medical practitioners, maternity homes and eye hospital, Kamathipura, with distinctive facility sending all the reports to general practitioners under confidential cover. This helps proper diagnosis and treatment free of cost.

Lectures and demonstrations were given to students, sanitary inspectors and naval cadets as a routine programme.

The Medico-Social Workers, one male and the other female, and the Health Visitor (Auxiliary Nurse) helped in inducing the defaulting patients and married partners to take continued and complete treatment and impressed upon their minds the disastrous after-effects of the disease with the repeated interviews in the clinic and by home visits with the patients and with the sex-contacts. It was also explained that Venereal Disease is a curable disease if treatment is taken in time and by professionally trained personnels. They laid great importance on follow-up work. Follow-up schedule forms were introduced to collect statistical data for medical information.

Some female patients willing to be rescued were given aid in rescuing themselves through the Vigilance Branch of the Police Department.

The private medical practitioners who sent blood samples and urethral smears to this clinic for examination, were given the reports confidentially free of charge. Also, 13,341 samples of blood were received from the Municipal maternity homes and hospitals (1332 ante-natal and 115 post-natal) for opinions as follows :—

Municipal Eye Hospital, Kamathipura	143
Municipal Maternity Home, Bellasis Road	2480
Municipal Maternity Home, Khetwadi	871
Municipal Maternity Home, Imamwada	1284
K. B. Bhabha Hospital, Kurla	5530
Municipal Maternity Home, Kamathipura	2296
Bombay Moral and Social Hygiene Council	76
Private Medical Practitioners	661
				Total	13341

Of these, 1277 were positive for V. D. R. L. or Kahn Test. These positive cases were treated in the respective maternity homes and hospitals for the convenience of the patients.

As many as 20716 (19944 males and 772 females) Venereal and 506 (456 males and 50 females) non-Venereal cases were treated.

Out of 20716 venereal cases, 5105 were Syphilis, 6455 were Gonorrhoea and 9156 were cases of nonsyphilitic sores.

On an average, 954 patients were treated daily at this clinic. The clinic played an important part in the control of Venereal Diseases.

Leprosy:—The Acworth Leprosy Hospital was founded in 1890 and since then, has been doing commendable work and is also conducting nine clinics, five in the city and four in the suburbs, and extended sub-suburbs maintained by the Greater Bombay Leprosy Control Scheme, whose aims and objects are to control leprosy in Greater Bombay through survey, education and treatment. In addition to providing a hospital for the isolation of 500 patients, either voluntarily admitted, or committed by Magistrates, under the Leprosy Act, the institution conducts a well-equipped Outpatients Clinic, with facilities for education case detection and treatment, including physiotherapy and chemo-prophylaxis, and reconstructive and plastic surgery. Medical social service is also provided. The figures of attendance at the 9 clinics are given below :—

	A. L. Hospital Clinic	G.B.L.C. Scheme (9 Clinics)
New cases	4011	2342
Old cases	12213	8860
Average daily attendance	265.3	47.56

The Corporation bears the entire cost of the out-patient clinic attached to the Acworth Leprosy Hospital and also additional cost on account of :—

- (1) 48 beds for the voluntary patient domiciled in Bombay.
- (2) Approximately 230 beds for the resident patients (domiciled in Bombay) committed under the Leprosy Act,
- (3) Domiciliary service by 6 Health Visitors.
- (4) An amount of Rs. 10,000 (Ten Thousand) every year for Sulphone treatment to outpatients.
- (5) One-third of the recurring expenditure and the entire cost of the capital works such as construction, etc., on account of the Greater Bombay Leprosy Control Scheme activities.

Six Health Visitors appointed by the Municipal Corporation of Greater Bombay and three Medical Social Workers and Non-medical Assistants appointed by the Acworth Leprosy Hospital and 7 Health Visitors appointed under the Greater Bombay Leprosy Control Scheme are doing the important work of detecting cases of the diseases among the contacts of the patients. The Medical Officers in charge of the Municipal Free Dispensaries have also been specially trained for detection of early cases of leprosy.

under the auspices of the Acworth Leprosy Hospital, Society for Research, Rehabilitation and Education in Leprosy the following programmes were started :—

- (1) Annual Essay Competition in Leprosy for Medical Undergraduates.
- (2) Orientation Programme in Leprosy for General Medical Practitioners.

Malaria:—Inspections were carried out for detecting mosquito breeding places and breeding detected was promptly destroyed by treating with larvicides. The urban vector, *A. Stephensi* (larvae) was not detected and rural vector *A. Fluvialis* and *Culicifacies* were detected on 10 occasions.

Wells:—8 open wells were filled in and 4 open wells were rendered H. C. C. Open wells and partially open wells were stocked with larvivorous fishes to prevent mosquito breeding in them.

Cisterns:—Cisterns in Greater Bombay numbered 1,49,145 (City 97,523, Suburbs 39,342 and Extended Suburbs 12,280) overhead tanks. All the 316 overhead tanks on mills and other similar premises were inspected and necessary action taken in cases where they were found in non-mosquito-proof conditions.

Milk Tanks.—69 milk tanks in Greater Bombay were periodically inspected and necessary measures taken to prevent or destroy mosquito breeding in them. Some of these tanks were kept under insecticidal treatment on payment and others have been stocked with larvivorous fishes.

Storm Water Entrances and Drains.—All the Storm Water entrances and drains were kept under periodical larvicidal treatment to prevent mosquito breeding.

Precautions against Yellow Fever.—Campaign against *Aegypti* mosquito, the vector for yellow fever and dengue was continued throughout the year. Breeding of *A. Aegypti* was detected on 233 occasions. *A. Aegypti* index for the year was 0.009 per cent.

Statutory actions.—Were taken against the owners to keep their premises free from breeding of mosquitoes.

Insecticidal Services.—Fly and other insect pests likely to cause nuisance and transmit insect-borne diseases were kept under control as a result of regular anti-fly and other disinfection measures adopted by the Insecticidal Branch.

Filaria.—Filaria control programme on small scale has been continued with the appointment of additional staff of 2 laboratory technicians, 10 Insect Collectors and entomological survey to assess and delimit the transmission of filariasis by mosquitoes was also continued.

Night blood-survey was conducted in Suburbs by the Director, National Institute of Communicable diseases, Central Government, Delhi, in February 1973. Out of 20039 blood smears taken, 505 were found positive for microfilaria, giving the infection rate of 2.5 per cent.

Insecticidal Treatment on payment of fees in private premises:—Insecticidal squads operated all over Greater Bombay. An amount of Rs. 3,18,583 was received as fees for the services rendered.

Insecticidal fogging operations:—The fogging operations were continued.

Aerial spraying:—Aerial spraying of insecticides and weedicides were carried out during fair season over grass plots and marshy lands, and 6502 acres of marshy inaccessible lands were treated.

One of the reasons for sporadic occurrence of infectious hepatitis is pollution of water supply. Epidemiological investigations have revealed that a few cases occurred during 1973, the reason being attributed as percolation of surface washing into the suction tank during the monsoon as the top of the suction tank was not raised by 18" from the surrounding ground. Timely detection of such defects and disinfection of the concerned water storage was helpful in avoiding further occurrence of the disease in those localities.

National Malaria Eradication Programme:—The National Malaria Eradication Programme was started in Bombay in 1962-63. The unit is under "consolidation phase" at present.

Municipal Corporation of Greater Bombay has 3 units under National Malaria Eradication Programme viz. City unit, Western Suburbs unit and Central Suburbs unit.

The city is covered by Passive Surveillance only whereas Western and Central and Extended Suburban areas are covered both by Active and Activated Passive Surveillance. In the Active Surveillance, a worker has been allotted about 3000 houses with a Population of about 15,000. He visits these houses twice a month and makes enquiries about fever cases. He collects blood smears from all persons suffering from fever. In the 'Activated Passive Surveillance', workers are posted in Municipal and Government dispensaries and hospitals in Greater Bombay to collect blood smears from the fever cases attending Hospitals and Dispensaries for treatment. 83 dispensaries and 21 Hospitals are covered under the scheme.

The blood smears collected by the Surveillance staff are examined for Malaria parasites specially trained staff in the laboratory at Parel. There are 40 laboratory technicians working in the laboratory. Each laboratory technician examines 70 blood smears per day.

Whenever a case of Malaria is detected, thorough epidemiological investigation is carried out to find out the source of infection and to classify the case. Following action is immediately taken to prevent further spread of the disease.

(1) The patient is given radical treatment with chloroquine and primaquine tablets for 5 days. The treatment is given by Surveillance Inspector who visits patient's house every day for 5 days. After the treatment is over, the patient's blood smear is again collected to find out whether the patient's blood is completely cleared from malaria parasites. Patient is kept under observation for one year by collecting his blood smear monthly.

(2) The patient's house and nearby 50 houses are sprayed by residual insecticide to prevent transmission,

(3) A mass blood survey is carried out in the locality to find out the source of infection and to detect further transmission if any, of the disease.

The Surveillance branch keeps always in contact with the Insecticide Department of the Municipal Corporation of Greater Bombay for vector control. Whenever breeding of *Anopheles stephensi* the vector species in Bombay is detected by the insecticide branch, a Mass Blood survey is carried out in the locality to find out whether any transmission has taken place in the area. Similarly whenever any Positive case is detected by Surveillance Department, Insecticide Officer is immediately informed to carry out thorough search for breeding if any in that area. Mass surveys are also carried out among Nomadic groups, construction and brick factory workers, etc. to find out imported infection if any, in such population.

Assistant Health Officer (Surveillance) is in overall charge of the Surveillance branch. He is assisted by 4 Unit Officers to supervise the work of the Surveillance Inspectors and workers. Technical guidance and material supplies are received from Director of National Malaria Eradication Programme, Delhi, Deputy Director, Malaria and Filariasis, Pune, and Regional Co-ordination Officer, Baroda.

Greater Bombay has so far no problem regarding Malaria transmission, though other major cities in India are facing it. However, increase in the number of Malaria-Positive cases was noticed this year. This was due to imported cases from the other parts of India and Maharashtra State.

Such gradual rise in parasitic reservoir in population of Greater Bombay is likely to start transmission of the disease in future, if anti-vector measures are not efficiently carried out. For detection of Malaria positive cases, cooperation from the private medical practitioners is also essential. However, unfortunately this is lacking inspite of incentive of Rs. 10 sanctioned to them for every malaria positive case detected and notified.

Focal outbreak of Malaria in Bombay

Though there is no regular transmission of malaria in Greater Bombay on large scale, 57 Indigenous cases were detected among the group of labourers employed at Pipe Line construction work near Damu Pada village at Kandioli in 1973. Epidemiological investigations showed that all the workers had come from Bhir Town in Aurangabad district of Maharashtra State. Some cases gave the history of infection at their native place. All the patients were given radical treatment with Primaquine tablets and Anti-larval measures were intensified in the area. All the houses in the area were also sprayed with residual insecticides. No more cases were detected from the area in December. The area has been kept under observation by regular weekly surveillance and repeated Mass Blood surveys.

III.—HYGIENE

The Maternity and Child Welfare services were rendered through the 20 Municipal maternity homes and four Hospitals with Maternity wards and 35 maternity and child welfare centres. The scheduled strength of maternity beds was 1036. The number of deliveries conducted was 71,262. The average stay of mothers in the maternity home was 5 days.

Domiciliary care was rendered to impart health education and to carry out health propaganda amongst mothers. The mothers were also guided how to bring up their babies well and persuaded to take advantage of the services at the centres. The Medical Officers in charge Maternity Homes also paid domiciliary visits to supervise and guide the Health Visitors in their work.

Institutional care included ante-natal, natal, post-natal, infant and pre-school age child care, follow-up work, and health education by propaganda through posters, leaflets, group talks, demonstrations and film-shows, etc.

During the natal period, each mother was explained the importance of family planning. Milk was given free to the poor and needy expectant and nursing mothers, 3 months before and 3 months after delivery at the Maternity Homes. Poor mothers who delivered at their homes were also given help in the shape of milk.

Arrangements for the post-mortem examination in the cases of certain deaths occurring in Municipal maternity homes were continued at the B. Y. L. Nair Hospital.

B. C. G. vaccination was given to 54,677 new-born babies at 20 Municipal maternity homes and 4 hospitals with maternity wards after obtaining consent of their patients.

Pediatric centres were conducted at 7 Maternity Homes with a view to providing a service to the community in which efficient, effective and comprehensive paediatric care can be given outside the hospital by promoting good growth and development, providing immunization facilities, teaching family and community health as also nutrition (ii) to reducing the load of hospital O. P. Ds. by referring cases for different medical care and (iii) to providing a teaching field and educational experience in an urban centre to doctors, nurses and allied workers.

Immunization.—Infants and children aged 6 months and above were immunized with triple vaccine at the Maternity Homes. Polio vaccine was given to the infants and children upto the age of 6 years at the Maternity Homes.

Family Welfare Planning.—With a view to preventing or minimizing maternal and infantile mortality and morbidity, instructions in spacing of birth are given by trained doctors, to married men and women at the family welfare planning centres free of charge. Contraceptives are also given free after demonstrating the use of the same.

These activities are conducted under the supervision of the Special Officer in charge Family Planning F—South Ward Municipal Offices, Dr. Ambedkar Road, Parel, Bombay-12.

Summary of the work done :—

(1) I. U. C. D. insertions.	3677
(2) Vasectomy operations.	42,902
(3) Tubectomy operations	12,172
(4) No. of condoms distributed	17,02,171

SCHOOL HEALTH WORK.

(1) Medical Inspection of School Children

(a) *Primary Schools.*—Pupils in standards I to IV and V to VII in 990 municipal primary schools and 96 classes in Greater Bombay, numbered 5,64,478.

The Medical inspection was conducted in 844 schools and classes by the Assistant Medical Officers (Schools) and Medical Examination of 1,26,242 children (66,292 boys and 59,950 girls) studying in standards I and III as well as of those from standards II and IV who remained unexamined during the previous year was done this year.

As many as 1,04,085 children were found defective. The defects were communicated to their guardians. The total defects noticed amongst the children were 2,27,723. The guardians of 2444 children were interviewed by the Assistant Medical Officers (Schools) and were explained the necessity of getting their wards investigated and treated.

The percentage of each of the defectives to the total defectives i. e. 104085 was as follows :—

Serial No.	Defects.	Total defective in	
		1973. 1,04,085	1972. 1,06,177
		Percentage, 1973	Percentage 1972.
(1) Dental	...	77.87	68.13
(2) Throat	...	29.90	30.66
(3) Nose	...	16.94	16.95
(4) Eye (External)	...	4.39	4.23
(5) Eye (Vision)	...	1.84	1.45
(6) Ear diseases	...	6.79	6.87
(7) Enlarged lymphatic glands.	...	36.99	29.19
(8) Heart and circulation.	...	1.35	1.33
(9) Lungs and Tuberculosis.	...	0.93	0.80
(10) Spleen.	...	0.009	0.01
(11) Skin (Contagious)	...	5.60	4.84
(12) Deformity of bones and rickets.	...	3.04	1.90
(13) General debility	...	54.24	54.46
(14) Other diseases.	...	10.00	9.18

(b) *Secondary Schools.*—Out of 67,000 children studying in 49 Municipal schools (secondary) 18,341 were medically examined and 13,692 were found defective.

(2) Follow up

(a) *Corrections of defects.*—The number of children treated at each clinic was as below :—

School clinic at	New cases	Repeaters.
L. T. M. G. Hospital, Sion.	2,379	8,640
K. E. M. Hospital	2,254	14,712
Nair Hospital	2,205	20,258
Nair Hospital Dental Clinic at Dental College, Nair Hospital.	1,698	6,612
Dr. R. N. Cooper Hospital, Juhu.	2,756	6,603
Harilal Bhagwati Municipal General Hospital, Borivli.	121	540
	11,413	57,365

(b) 713 cases with minor ailments were treated in the Municipal dispensaries. 2089 children were referred to the honoraries of the out-patients' department for expert opinion. 255 cases of tonsils were operated at the school clinics. 27 students were supplied special aid such as calipers hearing aid, etc. 301 children were supplied with spectacles free of charge. Out of 209 children found suffering from leprosy, 15 children being contagious were disallowed from attending Municipal schools. The parents of the children suffering from Leprosy were advised of the importance of regular treatment.

(c) 234 children suffering from tuberculosis were treated in clinics.

(3) Sanitary Inspection of school buildings

The school buildings were inspected from the sanitary point of view and the reports were sent to the departments concerned, for necessary action.

(4) Health Education

(a) 941 and 2459 Health talks were given in schools by the Assistant Medical Officers (Schools) and Health Visitors respectively.

With a view to imparting Health Education, the following activities were conducted.

(b) 66 meetings of parents and teachers were organised by the Medical Inspection Branch in the school premises. Educational films were shown as well as informative talks were given at these meetings.

(c) *Health Ministry*.—Health Ministry was formed by selecting one or two students of each standard viz. IV to VII in some of the Upper Primary schools to look after the sanitation of school environment. This Ministry was guided by the school teachers every day and by the Assistant Medical Officers (Schools) and Health Visitors (Schools) periodically.

(d) *Health Trophy Scheme*.—This scheme was introduced to encourage school children to inculcate proper health habits. 175 schools were included in this scheme.

Two schools standing first in the city and 2 schools standing first in the suburbs and extended suburbs were awarded Health Trophies and first 3 schools were awarded certificates of merits.

(e) *Health Parade*.—Under this scheme, Health Parades were held in a few selected lower primary schools where the school teachers inspected students for personal hygiene daily. The Assistant Medical Officers (Schools) and Health Visitors (Schools) visited and inspected the students once a month to give marks to the children for personal hygiene and cleanliness. The first two children from each class who secured highest number of marks were given prizes as an encouragement.

(5) Supply of milk to the ailing children

5067 ailing children attending school clinics at the K. E. M. Hospital and 2410 children attending the dental clinic at Nair Hospital Dental College were supplied with 200 ml. pasteurised toned milk each and 200 ml. double-toned milk was supplied to 2740 children attending the Nair Hospital school clinic.

Supply of milk buns, peanuts and biscuits by Education Department to the children attending Municipal schools :—

Milk.—1,50,200 children daily 200 ml. per child.

Buns.—1,91,490 children daily 50 grams buns in polythene packet per child.

Peanuts.—90,200 children daily 20 grams peanuts in polythene packet per child.

Biscuits.—2,00,000 children, on alternate days 15 gram biscuits per child.

Sukhadi.—7,000 children daily (50 grams per child on experimental basis for one month.).

(6) Child Welfare Centre

Child Welfare Centre at the J. J. Group of Hospitals which is a part of the World Health Organization Nursing Education Project, assisted the Municipal Inspection Branch in the Health Programme in 2 Municipal schools located in the hospital compound, where 356 children were treated.

853 children were examined by the Department of Preventive and Social Medicine, Topiwala National Medical College, 287 by the Department of Preventive Social Medicine, L. T. M. G. College, Sion and 489 by the Preventive and Social Medicine, G. S. M. College, Parel.

(7) Immunization

Immunization.—The Immunization work was carried out in Municipal schools as follows :—

(a) Diphtheria and Tetanus	1st dose	...	1,14,768
	2nd dose	...	59,557
(b) Smallpox.		...	2,51,785
(c) B. C. G. Vaccination		...	70,999
(d) T. A. B. C.		...	1,51,863
(e) Polio		...	27,244

B. C. G. Vaccination work was carried out in the Municipal schools by the B. C. G. Team of the Maharashtra State Government and from 1st August 1973 by the B. C. G. Vaccination staff appointed under M. O (Schools). The scheme of administering oral Polio vaccine to the 1st standard students attending Municipal schools was launched for the first time from 23rd November 1973 by the staff appointed under Medical Officer (Schools).

Immunization work was carried out by Mobile Health Unit also in addition to the abovementioned work.

(8) Emergency Care

First Aid was rendered at the time of sports, Mass drills, scout rallies, Sharadotsav, etc. organized by the Municipal Education Department.

(9) Lectures

Lectures on Health Services for children of school-age, were given by the Medical Officer (Schools) to the students attending D. C. H. course, Sanitary Inspectors' Course, Post-certificate paediatric nursing course and D. P. H. Course.

The Mobile Health Unit

The Mobile health unit working under the supervision of Dr. D. N. Pai, Honorary Director, Mobile Health Unit and Professor of Preventive and Social Medicine, Seth Gordhandas Sunderdas Medical College performed the following activities in the Municipal schools and in the field from 1st January 1973 to 31st December 1973 as per its stipulated objectives as under :—

(1) Comprehensive Health Care to the Municipal School children.

It assisted the Medical Inspection Branch working under the control of Medical Officer (schools) in conducting the medical inspection in 159 Municipal schools 33991 children from standard 1st to 3rd were medically screened.

(2) Control of communicable diseases.—Immunization procedures against various communicable diseases performed both in the Municipal schools and in the field were as under :—

	Immunization		
	In Schools	In Field	Total
Diph. Tetanus.—			
1st dose	11,461	43	11,504
2nd dose	3,733	...	3,733
Triple—			
1st dose	...	19,27	1927
2nd dose	...	1340	1340
3rd dose	...	1146	1146
Booster dose	...	520	520
Polio.—			
1st dose	...	1611	1611
2nd dose	...	1600	1600
3rd dose	...	1204	1204
Booster dose	...	560	560
T. A. B. C.	54,779	42,067	96,846
Cholera	54,779	42,067	96,846
Smallpox	38,780	82,886	121,666
	1,63,532	1,76,971	3,40,503

(3) Health Drives and Family Planning Exhibitions

In addition to general health education performed and the mass immunization carried through its Units, 14 Health Drives, 38 Family Planning Exhibitions in the different localities, mills and factories were held. All the 75,994 persons were medically screened in the medical check drives in slum areas.

Six information-cum-distribution centres with facilities for Vasectomy operations were conducted in cooperation with the Central and Western Railway authorities. The activities at these centres included lectures by the eminent speakers, instructions on family planning, distribution of contraceptives and literature thereon. In all, 10362 vasectomy operations and 1717 I. U. C. D. were performed at these centres.

4. Training of medical and para-medical personnel.—236 medical interns from municipal medical colleges were trained in Urban Health Practice.

5. Slum Medical Centres.—Three medical aid centres in slum areas where the facilities of Municipal dispensaries either do not exist or are at a distance, were started at "2ND OCTOBER" Colony, Malvani, and Deonar Slums. In all 37978 patients were treated.

6. Other medical problems of medical emergency.—Special efforts for taking comprehensive health care and family planning to slum areas were made during this year.

7. Film Shows.—In all 322 film shows on mass health education and family planning were arranged in different localities.

IV.—MEDICAL RELIEF

Municipal General Hospitals :—The Public Health Department conducted seven general Hospitals in the Suburbs and Extended Suburbs.

Free Dispensaries :—New cases treated at the 100 dispensaries and 15 mobile dispensaries were 32,10,659 as against 29,08,104 in 1972. The total attendance was 1,09,31,769 as against 1,07,99,402 in 1972.

Clinics for women and children were conducted by 3 part-time Lady Doctors at 6 Municipal dispensaries for 2 hours thrice a week. New cases treated were 3,558 (2889 women and 669 children) as against 2003 in 1972. The total attendance was 5475. These figures include visits by the Lady Doctors to patients at their homes. At the 35 maternity and children welfare clinics, 3,20,329 new cases (209879 women and 110450 children) were treated. The total attendance was 11,76,901.

The Municipal Eye Hospital at Kamathipura was in charge of a part-time Superintendent. He was assisted by two Resident Assistant Medical Officers in clinical and administrative work. Besides, there are eight honoraries who attend on alternate days.

The total number of new cases treated and the total attendance at the outpatient department of this hospital was 34,541 and 1,47,734 as against 35,095 and 1,41,518 respectively during the previous year. The number of indoor patients amongst new cases and total attendance was 1837 and 18,004 respectively, as against 1,808 and 18,161 respectively in 1972. The total expenditure of this hospital during the year 1973 was Rs. 6,50,160.

The Medico-social Unit, established in April 1957 at Kherwadi, Bandra, by appointing a Medico-Social Worker, in order to carry out an integrated practice of medicine based on the family and community as a Unit continued working. The medical personnel specialising in different fields of medicine and working at the Kherwadi Family and Community Health Centre, a Voluntary social organization, rendered honorary services at the Unit.

Ambulance Service

(1) Fire Brigade Head Quarters, Byculla For removal of cases of maternity and of street accident (free) and non infectious medical cases on payment within Greater Bombay Municipal limits.

(2) Ambulance Garage, Sane Guruji Marg, for Infectious Diseases cases (free) and dead bodies (on payment) within Greater Bombay.

An ambulance is also attached to each of the under-mentioned Municipal medical institutions. It is made available to public for removal of patients within Greater Bombay Municipal limits at the rate of Rs. 8 for the 1st hour and Rs. 4 for each subsequent half-hour or fraction hereof.

Name of the Municipal Medical Institutions	Working hours
(1) K. B. Bhabha Hospital, Bandra.	... Round the clock (Private calls from 9 A.M. to 5 P.M. only).
(2) Dr. R. N. Cooper Municipal General Hospital, Juhu.	... Round the clock.
(3) K. B. Bhabha Hospital, Kurla.	... Between 7 A.M. and 3 P.M. only.
(4) Municipal General Hospital, Rajawadi, Ghatkopar	... Round the clock.
(5) Shri Harilal Bhagwati Municipal General Hospital, Borivli	Round the clock.
(6) Municipal Maternity Home, Bhandup.	... Between 8 A.M. and 4 P.M.
(7) Municipal Maternity Home, Mulund	... Round the clock.

Upgraded dispensaries :—There has been considerable over-crowding at the outpatients' department of the Municipal General Hospitals, making it difficult for the medical staff of the hospitals to pay adequate attention to each patient. The overcrowding in the outpatients' department is due to the attendance of a large number of patients requiring only dispensary treatment. With a view to relieving the general hospitals of the heavy load of patients, 16 Municipal general dispensaries were upgraded with the approval of the Corporation by their Resolution, No. 286, dated the 8th May 1969, providing therewith facilities for screening and routine laboratory investigations.

V.—HEALTH PROPAGANDA AND EDUCATION

The Health Propaganda and Education were carried out through the Public Relations Department,

VI.—MUNICIPAL LABORATORY

During the year Shri R. S. Chatim held the post of Municipal Analyst and Public Analyst and Smt. P. M. Dotiwalla and Sarvashri P. S. Joshi and R. M. Balvelli as additional Public Analysts, under the Prevention of Food Adulteration Act, 1954.

The Municipal Analyst continued to be a member of the following committees :—

- (1) Pesticide Sub-Committee of the Indian Standards Institution.
- (2) Water Sectional Committee of the Indian Standards Institution.
- (3) Food Hygiene Sampling and Analysis Sectional Committee of the Indian Standards Institution.
- (4) Air Pollution Sub-Committee of the Indian Standards Institution.
- (5) Panel for Microbiological tests of the Water Sectional Committee of the Indian Standards Institution.
- (6) Composition of the Water for Industrial Purposes Sub-Committee of the Indian Standards Institution.
- (7) Composition of processed cereals and Pulses, Section Committee of the Indian Standards Institution.

- (8) Chemical Standard's Sectional Committee of the Indian Standards Institution.
- (9) Committee for the detection of Argemone Oil in Foodstuffs (Under Directorate General of Health Services).

The Laboratory continued to be of assistance to the several departments of the Municipal Corporation in the examination of samples of various articles but the important items examined in the laboratory in large numbers were samples of foods of all kinds under the Prevention of Food Adulteration Act, 1954, and water samples collected from all over Greater Bombay. In addition to this, samples of foodstuffs were also received from the Food and Drug Administration, Maharashtra State, for Analysis under the Prevention of Food Adulteration Act, 1954.

The Laboratory received 53,381 samples as against 40,846 in the preceding year. Category-wise, they arrange themselves into the following groups:—

I—Chemical Examination :

(1) Food	(i) P. F. A. Act	16,006
	(ii) Other than P. F. A. Act	8,906
(2) Water Samples	6,617

Chemical :

(3) General Stores	223
(4) Hospitals	133
(5) Miscellaneous	44

Total ... 31,929

II.—Bacteriological Examination :—

(1) Water	(i) from city and suburbs :	19,429
	(ii) from Bombay Port Trust Area.	594
(2) Disinfectants	17
(3) Foods	1,412

21,452

III.—Clinical Examination :

(1) Urine
(2) Blood for general examination
(3) Stools
(4) Semen

Nil.

Water sampling programme was continued as usual. The sampling was done both in the morning and evening so as to cover all the Wards.

The Municipal Analyst attended courts in Greater Bombay to give evidence in 47 cases under the Prevention of Food Adulteration Act.

I—Chemical

(1) Samples of food-stuffs : Examined chemically were 26,999. Of these, 16,006 were examined under the Prevention of Food Adulteration Act, 1954. This includes 4,738 samples of Bajra received for analysis, out of which 4,367 were found infested with ergot.

(2) Of the 6,617 samples of water examined, 133 of well water and 200 from other sources were found unfit for potable purposes.

(3) 267 samples of different kinds such as soaps, paints, varnishes, articles of stationery (i.e. different kinds of inks and gums), drugs, chemicals, etc., were received from different departments and from members of the public.

II—Bacteriological

(1) Of the 20,023 samples of water from Greater Bombay examined 177 of well water and 3,805 from other sources were found unfit for potable purposes.

Out of 594 samples collected from the Bombay Port Trust area, 125 samples were found unfit for potable purposes.

(2) 17 samples of disinfectants were examined to determine the Rideal Walker Co-efficient.

(3) Of the 309 samples of food-stuffs examined, 50 were found unfit for human consumption.

III—Clinical:—No sample of urine was received from the Municipal Medical Institutions or from private parties. Not a single sample of miscellaneous nature such as stools, semen, was received for examination.

VII—KASTURBA HOSPITAL FOR INFECTIOUS DISEASES

Dr. R. S. Deshpande, M.B.B.S., D.P.H., Medical Officer continued to be in full charge of the administrative work of the Medical Superintendent in addition to his own. With a view to upgrading this Institution and putting Medical relief work on a better footing, the Honorary Physicians and Paediatricians appointed in 1964 continued to visit this hospital twice a week. One additional post of Honorary Paediatrician was created to fulfil the UNICEF'S condition for the establishment of a Paediatric teaching centre in communicable diseases.

Honorary Physicians

- (1) Dr. L. R. Patel, M.D., M.R.C.P. F.C.P.S.
- (2) Dr. A. F. Golwala, N.D., F.C.P.S.
- (3) Dr. N. M. Shaw, M.D. (Bom.), M.R.C.P. (London).

Honorary Paediatricians

- (4) Dr. P. E. Bharucha, M.D. (Lond.), D.C.H. (Lond.).
- (5) Dr. N. S. Tibriwala, M.D., D.C.H., D.Ped.

The following Assistant Physicians (part-time) who attend daily continued to help the Honorary Physicians. (1) Dr. S. A. Kamat, M.D. (2) Dr. V. S. Ajaonkar, M.D., F.C.P.S. (3) Dr. A. J. Mehta, M.D. (4) Dr. S. B. Talathi, M.D., D.C.H. appointed as part-time Assistant Paediatrician from 23-7-1973.

The following consulting Honorary staff was attached to the hospital:—

- | | |
|---------------------------|--|
| (1) Dr. L. H. Hiranandani | ... F.R.C.S., D.L.R.O., F.C.P.S. Honorary E. N. T. Surgeon. |
| (2) Dr. J. V. Desa | ... M.S., D.L.O. (Lond.) do. |
| (3) Dr. V. N. Purandare | ... M.D., F.R.C.S., Honorary Obstetrician and Gynaecologist. |
| (4) Dr. K. V. Chaubal | ... M.S., F.R.C.S. (Eng.), D.M.Ch. Orth. (Liverpool).
Honorary Orthopaedic Surgeon. |
| (5) Dr. C. A. Talwalkar | ... M.S., Honorary Orthopaedic Surgeon. |
| (6) Dr. S. C. Desai | ... M.D., Honorary Dermatologist and Venereologist |
| (7) Dr. D. G. Mody | ... M.B.B.S., D.O., D.O.M.S., Honorary Ophthalmic Surgeon. |
| (8) Dr. N. S. Vahia | ... M.D., Honorary Psychiatrist. |
| (9) Dr. R. G. Ginde | ... M.S., F.I.C.S., F.A.C.S., Honorary Neuro-Surgeon. |
| (10) Dr. Janak Mehta | ... M.B.B.S., D.A., Honorary Anaesthetist. |
| (11) Dr. R. B. Raut | ... L.D.Sc., Honorary Dental Surgeon. |
| (12) Dr. S. C. Sheth | ... M.D., F.R.C.P. (Lond.), F.A. A.P., F.A.Sc., F.C.P.S., D.C.H., Honorary Consultant, Paediatrician (with honorarium, from 16-12-1971). |
| (13) Dr. M. M. Mehta | ... M.B.B.S., D.M.R.E., Honorary Radiologist. |
| (14) Dr. G. R. Jankharia | ... M.B.B.S., D.M.R.E. (Bom.), D.M.R.D. (Lond.), F.R.R. (Eng.).
Honorary Part-time Radiologist. |

(1) Medical Record Department

The record system has been planned as per the Vellor system with a view to rendering quick medical relief to the patients and helping the medical staff and post-graduate students in carrying out the research work. All the discharged case papers are preserved properly and made available to the medical staff when required. All the discharged case papers are coded disease wise. Diagnosis sheets are prepared so as to be able to furnish the statistical data to the medical staff, post-graduate students or Municipal authorities, etc.

(2) Infectious Hepatitis Out patient Department

A small O. P. D. was established from 29-8-1966 for treating mild cases of Infectious Hepatitis not requiring hospitalization. The out-patient attendance during 1973 was 14,351.

(3) Portable X-Ray Machine

A portable X-Ray machine purchased on 24-3-1971 was used for X-Ray work.

(4) The recognition by University

The University of Bombay recognised 14 posts of housemen, 10 in general medicine and 4 in Paediatric medicine for M. D. degree examination. They were created by holding in abeyance 5 posts of Junior Medical Assistants and 9 posts of Medical Assistants, to enable them to keep terms for post-graduate qualifications.—

Initially 3 posts of Housemen (2 in Medicine and 1 in Paediatrics) were filled in from 1-2-1971 to 31-7-1971 and 5 posts (3 in medicine and 2 in Paediatrics) from 1-7-1971 to 31-1-1972 and 10 posts (6 in medicine and 4 in Paediatrics) from 1-2-1972 onwards, and 14 posts (10 in Medicine and 4 in Paediatrics) from 1-8-1973 onwards.

(5) Operation Theatre

A well-equipped new operation theatre is now being kept ready. It will start functioning soon. Dr. J. S. Shah, formerly Honorary Consulting Surgeon at this Hospital was appointed from 1-9-1971 as Honorary Surgeon. This arrangement was made to avoid transfer of patients for major operations such as intestinal perforation, etc. to B. Y. L. Noir Hospital or K. E. M. Hospital.

(6) Laboratory

The laboratory has been upgraded with the functioning of the Departments like Microbiology, Chemical Pathology and Clinical pathology. The laboratory was placed under Dr. (Smt.) Prema Murty, B.Sc (Hons), M.D. Prof. of Pathology of T. N. M. College from 1-8-1973. She attended the laboratory daily. Works were carried out under her direct supervision and control.

Though all the investigations are carried out, microbiology section requires an animal house to carry out further investigations. The functioning of the animal house is a 'must' for the bacteriological department. Maintenance of the animal house will be useful in future for a Virological section too. A small beginning has therefore, been made by keeping a few animals like rats, mice, etc.

(7) Pharmacy Department

This being a hospital for Infectious Diseases, emergencies are more frequent, requiring infusion of Saline to the patients in large quantities. An amount of Rs. 95,903.40 and Rs. 1,38,696.15 was spent on such fluids during the year 1971 and 1972 respectively. Establishment of a full-fledged Pharmacy Department at the Hospital is in progress so as to manufacture these fluids locally, as this will be, not only economical, but also of help to have fluids of standard quality.

During this year preparation of Saline water was continued on a small scale, on experimental basis, in the Pharmacy Department.

(8) Dietician

In order to draw out special types of diet for private patients suffering from various Infectious Diseases admitted at this hospital and to educate patients to adjust themselves to particular type of diet required by them etc. one post of dietician was created and filled in from 18-7-1973.

(9) Immunization Centre

At the immunization centre, 4,881 persons were immunized against Diphtheria, 10,330 against Enteric Fever, 9,001 against cholera and 323 primary and 4,662 re-vaccinations against Smallpox.

Admissions

33,395 patients suffering from various acute infectious and communicable diseases, except Tuberculosis and Leprosy were admitted to the hospital, as against 29,188 during the previous year. They included 1,600 cases of Enteric Fever, 976 of Diphtheria, 3,552 of Infectious Hepatitis.

The daily average number of patients was 740. The fatality rate in the total admissions was 3.2 per cent.

Smallpox

As a result of the implementation of the National Smallpox Eradication Programme in Greater Bombay there was no local case of Smallpox, admitted to the Hospital for treatment. All the 8 cases admitted to the Hospital had their source of infection in the other local areas of India. Of these 3 proved fatal giving a case fatality rate of 35.5 per cent.

April 1973 was the month of more admissions.

Diphtheria

Of the total 4,198 cases admitted, 976 were positive for diphtheria and 3,222 were found negative, on laboratory investigations. 77 cases proved fatal, of which 58 were those admitted in moribund condition i.e. died within 48 hours of admission. The case fatality rate was 7.9 per cent. The operation of Tracheotomy was required to be performed at this hospital in 9 cases of Diphtheria with Laryngeal Obstruction, 3 of whom succumbed to the disease. Of the 6 cases, transferred to this hospital by general hospitals, after tracheotomy was performed, 3 were discharged and 1 expired. Cases admitted were from all parts of Greater Bombay, predominantly from Byculla, Parel, Lalbaug, Sewri, Matunga, Malim, Sion and Bandra and Andheri (H and K Wards).

Broad-spectrum antibiotic viz. Erythromycin, along with steroids particularly hydrocortisone and dexamethasone were administered in secondary laryngeal and 'Bull's neck' variety of cases with severe toxæmia. These anti-biotics and steroids helped to reduce the incidence of Tracheotomy operation and fatality rate which is mainly due to Myocarditis.

The highest incidence was in the age-group of 2-5 years. The youngest patient admitted was a male child of 4 months and the eldest patient was a female of 60 years, and both were discharged-cured.

Enteric Fever

Admissions numbered 1,600 as against 887 during the previous year. All these cases were confirmed by isolation of organism from clot culture and/or Widal test in rising titre. There were 1,417 cases of typhoid and 183 of paratyphoid fever.

July 1973 was the peak month for admissions.

Meningeal symptoms developed in 22 cases and 19 cases had a relapse. 20 cases in which signs of intestinal perforation and acute abdomen were detected were transferred to General Hospitals for further treatment.

6 cases proved fatal giving a case fatality rate of 0.4 per cent.

Incidence was highest in the age-group of 11 to 20 years. The youngest patient admitted was a female child of 9 months and the eldest, a male of 65 years. Both were discharged cured.

Cholera and Plague :—There was no case of cholera or plague.

C. S. Fever :—One case admitted to the hospital was discharged cured. It was a female patient of 17 years old.

Anterior Poliomyelitis :—Of the 398 cases admitted, 19 were of bulbar variety, 353 of spinal variety and 26 of spino-bulbar variety. Of the 35 cases proved fatal, 1 belonged to spinal variety, 19 to bulbar variety and 15 to spino-bulbar variety. 19 deaths occurred within 48 hours of admission among those that were admitted in a moribund condition. The highest incidence of the disease was in the age group of 1 to 4 years. The youngest patient admitted was a 2 months old female child. The eldest patients was a 10 year old male child. Both were discharged cured.

Whooping Cough :—All the 32 cases admitted were discharged cured. Age incidence varied between 1 and 4 years. Male children were predominant.

Infectious Hepatitis :—Out of 3,552 cases, 212 proved fatal. All deaths were due to hepatic coma, 76 deaths were within 48 hours of admission among those that were admitted in a moribund condition.

Other Diseases :—Of the 884 cases of measles, 456 of Mumps and 1,828 of Chickenpox admitted 84 of measles and 9 of chickenpox proved fatal. Majority of the cases were from children's homes, convents etc. The deaths were generally due to the complications of Broncho-Pneumonia and Encephalitis.

Paying Beds :—The paying beds started in November, 1966 were continued to be taken advantage of in large numbers by the members of the public.

Clinical Laboratory :—The investigations carried out in the laboratory numbered 94,557 and blood transfusions were 66.

The Welfare Centre :—The Welfare Centre for the labour staff carried out its activities satisfactorily

Teaching :—Instructions in Infectious Diseases were given to 672 including Under graduates, of M.B.B.S., G.F.A.M., B.A.M.S., Ayurvedic, Homoeopathic and 61 post-graduate students preparing for the examination of Diploma in child health and diploma in Public Health.

Student Nurses, Nurses, Health Visitors, etc., from different institutions in Greater Bombay were also given instructions in nursing management of infectious diseases. The Medical Officer continued to be the External Lecturer for student nurses in Infectious and tropical diseases at J. J. Hospital and Hurlkisondas Hospital, 236 interns were given training in Infectious Diseases. Members of the Medical staff took advantage of medical library and the recreation facilities provided at the hospital.

Blood Transfusion :—Instead of supplying donors, sealed bottles, containing blood of different groups supplied by the Bombay City Red Cross Blood Transfusion Service were stored in the Laboratory so that blood was available for transfusion any time.

Joint Council Meeting of Nursing Staff :—Joint council for Nursing staff consisting of 11 members (5 from administration and 5 from Nursing staff and Labour Officers as an ex-Officio under the rules) to discuss general aspects and principles governing condition of services, etc., was formed. One meeting was held on 28-4-1973.

Nurses Welfare Fund :—The total amount received during the year was Rs. 219 (as a donation). The expenditure was Nil. The balance at the credit of the fund at the end of the year was 2,461.60.

Expenditure :—The total expenditure during the year was 56,68,546 as against Rs. 53,47,907 during the previous year.

VIII—VACCINATION

There was no smallpox in Greater Bombay. The Greater Bombay was declared to be an area of compulsory protection from Smallpox throughout the year by Government of Maharashtra. The vaccination drive was continued on mass scale. There were in all, 130 vaccinators including 100 appointed on temporary basis. These additional 100 vaccinators worked under 10 Supervising Vaccinators. During the year another 81 vaccinators and 56 supervising vaccinators were appointed under the scheme of National Smallpox Eradication Programme. They carried out mass vaccination at the big establishments, such as mills, factories, schools, colleges, etc. Response to the scheme was excellent. 18,89,968 persons (19,39,89 primary and 16,95,979 re-vaccinations) were vaccinated. Primary vaccinations included 1,56,049 Bombay-born children.

All Government and Municipal Maternity Homes were visited periodically by Vaccination staff and Neo-natal Vaccination was carried out to all new-borns. This scheme was extended to all private maternity institutions where full response was experienced to the appeal for neo-natal vaccination.

Out of 85 permanent Public Vaccination Stations, 7 functioned daily, 8 twice a week and the remaining for 3 hours a week, by rotation. On an average 19 permanent Public Vaccination Stations functioned daily.

Results of the vaccination were verified on the 8th day of vaccination operation. Four certificates of postponement of vaccination were issued on the ground of ill-health.

Six cases of Tetanus, following primary vaccinations due to complication were admitted to the Municipal Hospitals for treatment. All cases proved fatal. 13 medical students and 140 candidates who joined vaccination course were imparted theoretical instructions and practical training in vaccination.

1,441 pilgrims who proceeded to Haj were vaccinated. Certificates in International Health Certificate forms were issued to them.

M. K. VAIDHYA,
Executive Health Officer.

SUMMARY OF STATISTICS FOR THE YEAR 1973

		CITY	SUBURBS	EXTENDED SUBURBS	GREATER BOMBAY
(1) Area of Greater Bombay and Island in Sq. Kms.		67.78	175.08	194.00	436.86
(2) Density of Population per Sq. Kms. (1971 Census)		45,254	11,630	4,458	13,662
(3) Population	} Census of 1971	30,70,378	21,66,864	7,33,333	59,70,575
	} Mid-year estimated	31,21,000	25,59,000	8,71,000	65,51,000
(4) Total live births registered		81,642	68,259	30,508	1,80,409
(5) Birth rate per 1,000 population.	} Census of 1971	26.6	33.5	35.3	30.2
	} Mid-year estimated	26.2	26.7	35.0	27.5
(6) Total deaths		34,249	20,320	7,362	61,931
(7) Death rate per 1,000 population	} Census of 1971	11.6	9.4	10.0	10.2
	} Mid-year estimated	10.9	7.9	8.5	9.5
(8) Total deaths among infants (under 1 year)		7,023	5,083	1,870	13,976
(9) Infant deaths per 1,000 live births		86.0	74.5	61.3	77.5
(10) Maternal deaths		43	31	15	89
(11) Maternal death rate per 1,000 births (Including still births)		0.5	0.4	0.5	0.5
(12) Maternal death rate per 1,000 live births		0.5	0.5	0.5	0.5
(13) Still births		2,659	2,384	948	5,991
(14) Plague	Deaths
(15) Cholera	Deaths
(16) Smallpox	} Deaths	3	3
	} Death rate	0.0	0.0
(17) Influenza	} Deaths
	} Death-rate
(18) Tuberculosis	} Deaths	4,560	1,756	635	6,951
	} Death-rate	1.5	0.7	0.7	1.1
(19) Acute Anterior Poliomyelitis.	} Deaths	23	19	2	44
	} Death rate	0.0	0.0	0.0	0.0
(20) Diphtheria	} Deaths	48	24	11	83
	} Death rate	0.0	0.0	0.0	0.0
(21) Typhoid	} Deaths	40	12	8	60
	} Death rate	0.0	0.0	0.0	0.0

TABLE I

METEOROLOGICAL DATA (GOVERNMENT OBSERVATORY, COLABA)

Latitude : 18° 54' North

Longitude : 72° 49' E

Months	Mean Wind Direction		Mean Speed in Kms. per hour at 0830 hrs. I. S. T.	TEMPERATURE (°C)						Mean Barometric Pressure (in Millibars) Stn. Level or corrected to 285° Absolute		Mean relative Humidity in %		Rain fall (mm)				Number of rainy days.		
	At 0830 hrs. I. S. T.	At 1730 hrs. I. S. T.		Mean Maximum temperature	Departure from normal	Highest in the month	Minimum temperature (Mean)	Departure from normal	Lowest in month	At 0830 hrs. I. S. T.	At 1730 hrs. I. S. T.	At 0830 hrs. I. S. T.	At 1730 hrs. I. S. T.	Total rainfall for the month in Millimeters	Departure from normal (mm)	Highest fall in one day			Minimum fall in one day	
																Mm.	Date		Mm.	Date
TABLE I—																				
January	N 30 E	N 36 W	7.0	27.3	-1.8	31.1	18.0	-1.4	13.7	1013.9	1010.9	70	58	0.0	-2.0	0
February	N 59 E	N 47 W	6.7	29.9	+0.4	35.2	20.1	-0.2	15.7	1012.8	1010.0	78	63	0.4	-0.7	0.4	22	0
March	N 24 E	N 54 W	4.9	31.0	0.0	35.3	22.5	-0.2	20.1	1011.0	1008.1	74	62	0.0	-0.4	0
April	S 18 E	N 54 W	5.5	33.0	+0.7	34.2	25.7	+0.6	24.3	1008.0	1004.5	78	66	1.0	-1.8	1.0	3	1
May	S 88 W	N 70 W	6.5	33.7	+0.4	34.4	27.3	+0.4	25.8	1007.0	1004.1	71	66	Trace	-16.0	Trace	23	0
June	S 67 W	S 75 W	11.7	32.3	+0.4	34.9	26.6	+0.3	23.9	1003.5	1001.7	81	76	356.8	-163.5	171.6	12	0.2	7	19
July	S 69 W	S 77 W	13.9	29.8	0.0	31.7	25.1	0.0	23.7	1002.8	1001.3	88	84	593.9	-115.6	146.6	8	0.2	27	30
August	S 89 W	N 88 W	12.8	29.6	+0.1	31.8	24.7	-0.1	23.5	1004.2	1002.6	89	84	473.6	+34.3	73.3	10	0.7	21	31
September	S 87 W	N 78 W	8.2	29.1	-1.0	30.5	24.2	-0.5	23.1	1007.3	1005.1	89	82	350.5	+53.5	75.8	23	0.1	11	28
October	N 66 E	N 58 W	4.9	32.0	+0.1	37.1	24.8	+0.2	23.5	1008.3	1005.5	81	73	65.4	-22.6	18.0	25	0.2	1.3	11
November	N 66 E	N 43 W	8.5	33.1	+0.8	35.2	22.3	-0.5	20.7	1011.6	1008.6	73	59	0.0	-20.6	0
December	N 56 E	N 45 W	6.3	30.8	-0.1	33.0	20.8	0.0	19.0	1012.7	1009.8	75	65	Trace	-2.2	Trace	21	0

Total Rainfall during the year = 1841.6 mm.

Departure from Normal = -257.6 mm.

Rainy day : A day on which 0.1 mm. or more of rain is recorded.

TABLE 2

METEOROLOGICAL DATA (GOVERNMENT OBSERVATORY, SANTACRUZ, BOMBAY)

Latitude : 19° 07' N

Longitude : 72° 51' E

Months	Wind		TEMPERATURE (°C)							Mean Barometric Pressure (in Millibars) Stn. Level or corrected to 2350 Absolute		Mean relative Humidity in %		Rain fall (mm)					Number of rainy days.	
	Mean Direction		Mean Speed in Kms. per hour at 0830 hrs. I.S.T.	Mean Maximum temperature	Departure from normal	Highest in the month	Minimum temperature (Mean)	Departure from normal	Lowest in month	At 0830 hrs. I.S.T.	At 1730 hrs. I.S.T.	At 0830 hrs. I.S.T.	At 1730 hrs. I.S.T.	Total rainfall for the month in Millimeters	Departure from normal (mm)	Highest fall in one day		Minimum fall in one day		
	At 0830 hrs. I.S.T.	At 1730 hrs. I.S.T.														Mm.	Date	Mm.		Date
January	N 48 E	N 43 W	4.1	29.4	-1.2	34.0	15.7	-0.6	11.0	1013.7	1010.6	65	48	0.0	-0.1	0
February	N 60 E	N 56 W	4.7	32.0	+0.4	36.7	18.5	+1.6	13.0	1012.5	1009.5	62	45	0.7	-0.2	0.7	21	Trace	22	1
March	N 34 E	N 61 W	3.1	32.8	0.0	38.0	21.3	+1.1	18.2	1010.6	1007.5	65	50	1.3	+1.2	1.3	1	1
April	S 22 E	N 68 W	3.9	33.7	+0.4	37.6	24.6	+0.8	23.0	1007.4	1003.8	70	60	0.0	-0.4	0
May	S 70 W	N 80 W	8.6	33.3	+0.1	34.4	27.1	+0.9	24.9	1006.6	1003.6	69	66	Trace	-20.0	Trace	23	0
June	S 67 W	S 72 W	11.6	32.2	+0.5	35.3	26.4	+0.5	23.7	1003.1	1001.1	82	77	315.3	-332.2	163.2	12	Trace	2, 7, 22, 29	21
July	S 65 W	S 72 W	15.5	29.6	0.0	30.6	24.4	-0.4	23.2	1002.5	1000.8	88	84	608.4	-337.0	114.3	8	1.4	27	30
August	S 80 W	N 89 W	13.3	29.5	+0.4	30.8	24.2	-0.2	23.1	1003.9	1002.0	89	86	440.6	-219.7	75.7	9	Trace	20	30
September	N 66 W	N 74 W	9.1	29.0	-0.9	30.3	24.1	+0.2	23.3	1007.0	1004.7	91	85	406.8	+97.6	66.9	22	0.4	15	26
October	N 66 E	N 52 W	4.0	32.6	+0.2	35.6	23.9	+1.0	21.9	1008.0	1005.0	74	66	13.0	-104.0	6.6	27	0.4	5	3
November	N 69 E	N 42 W	4.1	33.4	+0.3	35.4	19.4	-0.4	16.6	1011.4	1008.2	57	52	0.0	-7.2	0
December	N 72 E	N 51 W	3.1	31.7	-0.4	34.6	18.9	+1.2	15.2	1012.6	1009.3	63	53	0.0	-0.9	0

Total Rainfall during the year = 1786.1 .Departure from normal = -923.0 mm.

Rainy day: A day on which 0.1 mm. or more of rain is recorded.

TABLE 3
VITAL STATISTICS (1960 to 1973)

Year	Births	Rate	Deaths	Rate	Infant Mortality	Rate	Maternal Mortality	Rate
Old City Limits—								
1960	12,688	15.4	79,350	96.6	13,492	533.5	237	16.1
1961	19,939	20.4	34,933	35.7	8,253	413.9	394	18.3
1962	19,731	20.1	45,839	46.8	10,896	552.2	427	21.6
1963	26,329	19.5	27,552	21.2	7,506	296.3	189	6.9
1964	38,833	33.4	29,100	25.0	7,823	201.4	166	4.0
1965	60,597	26.0	34,235	14.7	9,191	151.6	109	1.7
1966	1,07,383	35.7	40,484	13.5	10,221	95.2	155	1.5
1970	1,61,312	28.3	55,398	9.8	12,994	80.6	89	0.6
Greater Bombay—								
1963	1,31,831	29.8	40,650	9.2	10,677	80.9	147	1.1
1964	1,32,592	29.2	45,161	9.9	11,355	85.6	133	1.0
1965	1,42,781	30.7	54,223	11.7	13,739	96.2	163	1.1
1966	1,47,986	30.9	50,492	10.6	12,660	85.5	159	1.1
1967	1,53,230	31.3	56,701	11.6	14,118	92.1	115	0.7
1968	1,56,880	29.2	50,439	9.4	12,602	80.3	130	0.8
1969	1,59,571	28.8	54,831	9.9	13,506	84.6	102	0.6
1970	1,61,312	28.3	55,398	9.8	12,994	80.6	89	0.6
1971	1,64,293	27.2	57,245	9.5	12,973	79.0	90	0.5
1972	1,67,821	26.7	58,549	9.3	13,445	80.1	101	0.6
1973	1,80,409	27.5	61,931	9.5	13,976	77.5	89	0.5

TABLE 4
GREATER BOMBAY
BIRTHS BY MONTHS 1977-73

Year	Months												Total
	Jan.	Feb.	March	April	May	June	July	Aug.	Sept.	Oct.	Nov.	Dec.	
1972	9,340	10,627	11,022	12,492	12,635	14,356	14,083	7,737	16,616	19,209	17,390	21,914	1,67,321
1973	12,652	11,237	11,749	12,536	13,256	14,559	13,035	13,159	15,737	17,005	21,080	24,424	1,80,409

TABLE 5
PERCENTAGE TO THE TOTAL MORTALITY BY THE AGE PERIOD IN 1971, 1972 and 1973

Age Period	1971		1972		1973			Percentage to total Mortality
	Deaths	Percentage to total Mortality	Deaths	Percentage to total Mortality	Male	Female	Persons	
Under 1 year	12,973	22.7	13,445	23.0	7,462	6,514	13,976	22.6
1 to 4 years	6,389	11.2	6,254	10.7	3,246	3,714	6,960	11.2
5 to 14 years	2,267	3.9	2,366	4.0	1,298	1,014	2,312	3.7
15 to 24 years	3,004	5.2	3,156	5.4	1,970	1,293	3,263	5.3
25 to 44 years	8,737	15.3	8,899	15.2	6,525	2,969	9,494	15.3
45 to 64 years	11,575	19.9	11,570	19.8	9,272	3,152	12,424	20.1
65 to 74 years	5,759	10.1	6,116	10.4	4,052	2,348	6,400	10.3
75 and above	6,741	11.7	6,743	11.5	3,489	3,613	7,102	11.5
Age unspecified	---	---	---	---	---	---	---	---
Total	57,245	100.0	58,549	100.0	37,314	24,517	61,931	100.0

TABLE 6

Statement showing the No. of Live Births in each age group of mothers in each order of Births in Greater Bombay.

ORDER OF BIRTH

Age of Mother	1			2			3			4			5			6			7		
	Male	Female	Total	Male	Female	Total	Male	Female	Total	Male	Female	Total	Male	Female	Total	Male	Female	Total	Male	Female	Total
Below 15	23	11	34
15-19	4,879	4,012	8,891	722	545	1,267	74	44	118	15	11	26	1	...	1
20-24	11,061	9,993	21,054	10,842	8,811	19,653	5,927	4,745	10,672	1,801	1,704	3,505	1,253	1,084	2,337	399	242	641	126	87	213
25-29	8,877	8,252	17,129	8,512	8,529	17,041	5,573	5,515	11,088	4,406	4,342	8,748	2,124	1,362	3,486	741	634	1,375	181	201	382
30-34	2,527	2,215	4,742	3,202	3,396	6,598	5,842	4,463	10,305	4,383	3,367	7,750	2,908	2,413	5,321	1,126	772	1,898	497	417	914
35-39	1,343	721	2,064	563	642	1,205	1,092	769	1,861	984	872	1,856	878	763	1,641	644	646	1,290	427	334	761
40-44	114	53	167	73	36	109	120	75	195	124	46	170	89	50	139	55	73	128	47	64	111
45 and over	25	7	32	11	2	13	13	5	18	19	7	26	14	8	22	4	10	14	6	6	12
Information not available	87	70	157	63	38	101	47	37	84	38	25	63	21	9	30	7	6	13	8	6	14
Total	23,935	25,334	54,270	23,988	21,999	45,987	18,688	15,653	34,341	11,770	10,374	22,144	7,288	5,689	12,977	2,976	2,383	5,559	1,292	1,115	2,407

8			9			10			11			12			Higher Order Birth			Information not available			Total			
Male	Female	Total	Male	Female	Total	Male	Female	Total	Male	Female	Total	Male	Female	Total	Male	Female	Total	Male	Female	Total	Male	Female	Total	
...	23	11	34	
...	63	21	84	5,754	4,633	10,387	
28	15	43	3	2	5	271	119	390	31,711	26,802	58,513	
37	46	83	11	6	17	4	3	7	1	1	2	6	6	12	233	119	352	30,706	29,016	59,722	
198	132	330	48	35	83	14	16	30	5	3	8	2	5	7	2	1	3	132	131	263	20,886	17,366	38,252	
129	113	242	112	119	231	90	12	102	12	3	15	...	1	1	2	1	3	118	73	191	6,394	5,069	11,463	
51	36	87	21	23	44	14	9	23	4	7	11	5	3	8	3	6	9	4	12	76	424	499	1,217	
6	8	14	5	4	9	2	1	3	...	2	2	1-16th 1-13th	13th	1-16th 1-13th	3	22	17	39	129	78	207
2	1	3	1	4	5	2	3	5	...	1	1	...	1	1	13	7	20	58	59	117	347	267	614	
451	351	802	201	193	394	126	44	170	21	16	37	8	11	19	28	22	50	901	551	1,452	96,674	83,735	1,80,409	

TABLE 7
Deaths by Ages and Months.

Months.	AGE PERIODS																				Total	
	Under one day	1 day	2 days	3 days	4 days	5 days	6 days	7-13 days.	14-20 days	21-27 days	28 days to 2 months.	2 months	3 months	4 months	5 months	6 months	7 months	8 months	9 months	10 months		11 months
January ...	112	52	36	36	27	38	17	115	76	25	96	53	59	27	19	29	24	17	16	22	26	922
February	158	67	47	44	28	27	26	98	71	24	112	71	51	54	30	56	22	22	19	29	25	1081
March ...	151	57	42	36	23	16	15	67	69	24	92	72	66	41	42	60	40	38	45	38	30	1064
April ...	175	47	43	33	23	25	13	79	61	22	77	50	70	53	51	72	48	41	44	29	40	1097
May ...	180	57	39	26	29	35	15	106	75	49	84	60	52	43	37	64	46	46	36	24	21	1124
June ...	233	71	54	41	24	20	27	100	54	30	92	84	42	43	45	71	35	37	36	43	22	1204
July ...	184	73	51	41	24	36	26	109	62	34	87	85	57	28	25	61	43	56	43	38	17	1389
August ...	210	76	66	60	47	42	37	166	85	37	111	60	49	31	30	51	31	42	53	30	26	1340
September	237	72	71	60	64	35	46	158	98	34	103	69	44	25	31	37	8	37	37	27	17	1310
October ...	234	73	53	51	42	37	41	193	84	49	104	56	46	41	25	35	12	24	29	26	22	1277
November	170	73	66	68	39	36	37	131	87	42	131	65	56	26	33	43	26	25	25	19	18	1216
December	181	58	68	51	31	33	26	108	76	40	132	101	53	47	29	34	20	20	23	17	13	1161
Total ...	2226	776	626	547	401	380	326	1430	898	410	1221	826	645	459	397	613	355	405	406	342	277	13976

459

TABLE 8
Deaths by Ages and Months.

Months	Age									Total of all ages	Average of previous five years (1968 to 1972)
	Under 1 year	1-4 years	5-14 years	15-24 years	25-44 years	45-64 years	65-74 years	75 years and over	Ages unspecified.		
January	922	640	178	241	697	941	510	540	...	4,689	4,206
February	1,081	798	183	230	697	1,013	576	582	...	5,160	4,186
March	1,064	794	231	223	800	1,127	573	670	...	5,482	4,224
April	1,097	703	216	268	772	978	528	558	...	5,120	4,281
May	1,124	597	192	300	735	935	431	504	...	4,818	4,580
June	1,204	535	194	292	801	992	513	545	...	5,076	4,496
July	1,180	522	182	255	727	858	472	517	...	4,713	5,017
August	1,340	531	146	293	795	1,008	482	512	...	5,107	4,410
September	1,310	469	194	296	855	1,093	546	633	...	5,396	5,455
October	1,277	481	197	276	852	1,153	612	699	...	5,547	4,736
November	1,216	447	192	289	893	1,187	596	705	...	5,525	4,687
December	1,161	423	207	300	870	1,139	561	637	...	5,298	5,114
Total	13,976	6,960	2,312	3,263	9,494	12,424	6,400	7,102	...	61,931	55,392

TABLE 9
Deaths and Death rates from Epidemic and Principal Causes.

Causes of Death	Average of year 1968-72		1972		1973		
	Deaths.	Death Rate	Deaths	Death Rates	Deaths	Death Rates	
<i>Principal Epidemic Diseases</i>							
Smallpox	...	14	0.0	3	0.0	3	0.0
Measles	...	192	0.0	208	0.0	268	0.0
Plague	
Enteric Fever	...	59	0.0	48	0.0	60	0.0
Malaria Fever	
Influenza	
Cholera	
Dysentery	...	362	0.1	334	...	358	0.1
Diphtheria	...	105	0.0	85	0.0	83	0.0
<i>Other Principal Diseases</i>							
Tuberculosis	...	5910	1.0	6349	1.0	6951	1.1
Meningococcal Infection	
Diseases of nervous system.	...	1531	0.3	1002	0.2	1061	0.2
Diseases of Respiratory system	...	9528	1.6	11149	1.8	12428	1.9
Diarrhoea & Enteritis	...	3800	0.7	3745	0.6	3572	0.5
Purperal State	...	98	0.0	78	0.0	77	0.0
Congenital Debility & Diseases of early infancy	...	5910	1.0	6587	1.0	5958	0.9
Senility Without mention of psychosis	...	3559	0.6	2060	0.3	1214	...
Violence	...	3438	0.6	4042	0.6	4387	0.7
Other causes.	...	21210	3.7	23537	3.7	25511	...
		55392	9.6	58849	9.3	61931	9.5

TABLE 10
Deaths by Months 1972-73

Year	Months												Total
	Jan.	Feb.	March	April	May	June	July	Aug.	Sept.	Oct.	Nov.	Dec.	
1972	3,890	4,042	4,635	4,258	5,068	5,066	4,817	3,265	7,421	5,359	5,383	5,345	58,549
1973	4,689	5,160	5,482	5,120	4,818	5,076	4,713	5,107	5,396	5,547	5,525	5,298	61,931

TABLE 12.

Deaths among infants from Principal Causes by Age-period.

Age Period	Small pox.	Meas- les.	Malari- al fever.	Diarr- hoea & enteri- tis.	Dysen- tery.	Congen- ital mal- formati- on & di- seases of early infancy.	Disca- ses of respira- tory system.	Convul- sions.	Polio- myelitis	Other causes	All causes	Percentage of infants deaths to total deaths.
1	2	3	4	5	6	7	8	9	10	11	12	13
Upto 7 days	1	...	53	3	3457	572	5	...	1201	5292	37.9
1 to 4 Weeks	1	...	311	7	1154	623	4	1	637	2738	19.6
Total under 4 weeks	2	...	364	10	4611	1195	9	1	1838	8030	57.5
4 weeks to 6 months	8	...	730	37	630	1409	5	...	329	3543	25.4
6 months to 12 months	30	...	521	33	246	1133	8	1	416	2393	17.1
...	...	40	...	1615	80	5487	3737	22	2	2533	13975	100.0

TABLE 13

Infant mortality from Principal Causes (1968-1973).

Causes of death.	1968	1969	1970	1971	1972	1958 to 1972 (A)	1973 (B)	Difference between (A) & (B)	
Polyomyelitis	...	36	8	8	25	25	20	2	-18
Smallpox	...	8	4	2	...	-2
Measles	...	22	33	48	38	27	34	40	+6
Malarial Fever
Diarrhoea & Enteritis	...	1560	1702	1705	1637	1793	1679	1615	-64
Dysentery	...	55	48	71	61	68	61	70	+9
Congenital malformation and diseases of early infancy	...	5188	5380	5190	5267	5163	5238	5487	+249
Diseases of Respiratory systems	...	3073	3317	3110	3144	3521	3233	3717	+484
Convulsions	...	48	51	42	43	22	41	22	19
All causes	...	12602	13506	12994	12973	13344	13104	13976	872

TABLE 14

Neonatal Death Rate (1963 to 1973)

Year.	Birth.	Neonatal Death	Rate
1963	1,31,831	5,788	43.8
1964	1,32,592	6,050	45.6
1965	1,42,781	6,740	47.2
1966	1,47,986	7,066	47.7
1967	1,53,230	7,195	46.9
1968	1,56,880	7,029	44.8
1969	1,59,571	7,521	47.1
1970	1,61,312	7,488	46.4
1971	1,64,293	7,545	45.9
1972	1,67,821	7,629	45.5
1973	1,80,49	8,030	44.5

TABLE 15

Infant deaths and other deaths.

Age period	Jan.	Feb.	March	April	May	June	July	Aug.	Sept.	Oct.	Nov.	Dec.	Total
Under one year	922	1,081	1,064	1,097	1,124	1,204	1,180	1,340	1,310	1,277	1,216	1,161	13,976
One year and above	3,767	4,079	4,418	4,023	3,694	3,872	3,533	3,767	4,086	4,270	4,309	4,137	47,955

TABLE 16

Cases of Notifiable Diseases reported in 1973.

Wards	Cholera	Smallpox	Plague	Enteric Fever	Diphtheria	Typhus	Puerperal Fever	Tuberculosis	Relapsing Leprosy	Influenza	Acute interior Virus			Scarlet Fever	Infective Hepatitis	Total
											Spinal Fever	Polio-myelitis	encephalitis			
A	61	18	889	6	124	1,098
B	135	71	745	12	124	1,087
C	27	25	1,141	6	76	1,275
D	84	61	2,116	15	129	2,405
E	...	1*	...	489	150	5,051	60	650	6,402
F	...	3*	...	337	114	4,498	41	634	5,627
G	...	2*	...	321	144	4,174	69	662	5,372
H	62	82	2,972	35	192	3,343
K	...	1*	...	33	48	1,843	49	182	2,156
L	28	35	3,910	19	175	4,162
M	...	1*	...	35	28	1,045	21	148	1,278
N	42	60	731	27	188	1,048
P	30	44	666	16	78	834
R	7	19	304	15	48	393
T	24	16	678	15	92	825
Originated in other local areas of India	10	62	1,411	36	89	1,608
TOTAL:-	...	8*	...	1,725	977	32,175	442	3,591	38,918

* All the abovementioned smallpox cases originated in the other local areas of India.

TABLE 17

Reported cases of Diphtheria by months in 1973.

Disease	MONTHS												Total
	Jan.	Feb.	Mar.	Apr.	May	June	July	Aug.	Sept.	Oct.	Nov.	Dec.	
Diphtheria	106	104	86	64	69	72	97	72	86	86	78	57	977

TABLE 18

Reported Enteric Fever cases by months in 1973

Disease	MONTHS												Total
	Jan.	Feb.	Mar.	Apr.	May	June	July	Aug.	Sept.	Oct.	Nov.	Dec.	
Enteric Fever	51	52	91	89	109	188	476	431	85	81	42	30	1,725

TABLE 19

Tuberculosis Death Rate

Period	Annual Death Rate		
	Pulmonary	Other forms	All forms
1968-72 (Average)	1.0
1968	0.9
1969	1.0
1970	1.1
1971	1.1
1972	1.0
1973	1.1

TABLE 20

Tuberculosis Death by Sex

Year	Deaths from pulmonary T. B.	Deaths from T. B. (other forms)	Total No. of deaths	Males	Females	Death Rate
1972	5,678	671	6,349	4,334	2,015	1.0
1973	6,270	681	6,951	4,933	2,018	1.1

TABLE 21

Wardwise Malaria Positive cases with the species and classification.

Ward	No. of positive cases	Malaria Parasites				Classification			
		V.	F.	M.	Mixed	Imported	Indigenous	Untreated	Untreated*
A	30	26	4	—	—	13	12	5	—
B	17	16	1	—	—	12	1	4	—
C	18	18	—	—	—	11	4	3	—
D	32	32	—	—	—	16	8	7	1
E	63	55	6	—	2	44	14	4	1
F	56	51	4	—	1	33	16	5	2
G	78	74	4	—	—	55	15	8	—
H	25	24	1	—	—	13	7	5	—
K	26	25	1	—	—	14	8	3	1
L	10	8	2	—	—	3	6	1	—
M	41	39	2	—	—	19	13	7	2
N	23	19	4	—	—	14	7	2	—
P	52	45	6	—	1	35	10	5	2
R	91	88	2	—	1	22	64	5	—
T	33	30	2	—	1	16	16	1	—
Total	595	550	39	—	6	320	201	65	9

Abbreviations used:—V.—Vivax. F.—Falciparum. M.—Malaria.

* These cases remained to be treated as they left Bombay before administering Radical Treatment. Malaria Officers concerned of the unit were informed accordingly to give radical treatment.

TABLE 22
NATIONAL MALARIA ERADICATION PROGRAMME.

Area.	No. of fever cases detected.	No. of Persons given treatment.	NUMBER OF BLOOD SMEARS			Found Positive	PARASITE SPECIES.				NO. OF PERSONS TREATED.		EPIDEMIOLOGICAL CLASSIFICATION							
			Collected	Examined	Broken		V.	F.	M.	Mixed.	Complete	Partial	Induced	Imported	Relapse	Indigenous	Not treated			
1 Active—																				
City	1166	1166	1149	1149	...	3	3	3	1	...	2		
Suburbs	23439	23439	23541	23541	...	74	71	3	64	9	...	16	...	58		
Extended Suburbs	12996	12996	12262	12262	...	17	16	1	16	1	...	8	...	9		
Total	37601	37601	36952	36952	...	94	90	3	...	1	83	10	...	25	...	69		
2 Passive—																				
City	134382	134382	134382	134382	...	289	267	20	...	2	249	182	...	67	40	
Suburbs	67806	67806	67806	67806	...	107	100	6	...	1	77	7	...	60	...	26	21	
Extended Suburbs	37068	37068	37068	37068	...	88	79	8	...	1	73	3	...	43	...	33	12	
Total	239256	239256	239256	239256	...	484	446	34	...	4	399	10	...	285	...	126	73	
3 Mass—																				
City	4	4	42813	42813	...	4	3	1	4	2	...	2	
Suburbs	11	11	63523	63523	...	11	9	1	...	1	10	7	...	3	1	
Extended Suburbs	2	2	58778	58778	...	2	2	2	1	...	1	
Total	17	17	165114	165114	...	17	14	2	...	1	16	10	...	6	1	

TABLE 23.

Total confinements in Institutions in doing maternity work during the year 1973.

Serial No.	Name of Institution (date of establishment in brackets)	No. of Beds	Live birth	Still birth	Total confinements	Death among Mothers	Neo-Natal vaccination Smallpox	E.C.G. vaccination
'A' WARD								
1	Cama and Alless Hospital, Mahapalika Marg, Bombay I (23-11-1883)	200	3,905	94	3,999	11	2,871	3,987
2	St. George's Hospital, near V. T. Bombay I (1839)	38	1,109	23	1,132	4	143	654
3	Indian Naval Hospital, S. S. Aswani, Colaba Bombay 5 (October 1951)	78	1,271	16	1,287	2
4	Treatment and Family Planning Centre, Madam Cama Road, Bombay I (1970)	4	148	5	153	...	60	...
5	Parsi Lying-in-hospital, Outram Road, Bombay I (1895)	35	216	...	216	...	10	...
6	Dr. Trivedi's Maternity and Nursing Home 67, Netaji Subhash Road, Bombay I. ((1939)	...	5	5	...	5
7	Godfrey Clinic, 79, Dadabhai Navroji Road, off J. J. Schools of Arts (1-4-1944)	14	133	1	134	...	50	...
8	Marine Hospital and Maternity Home, 5 New Marine Lines, Bombay I (1-12-1947)	3
9	Dr. Bacha's Memorial Bellevue Nursing Home La Citadella, Queen's Road, Marine Lines (1911)	34	32	2	34
10	Bombay Hospital, 12 Marine Lines, Bombay I (May 1950)	30	634	8	642	...	481	2,182
11	Dr. M. S. Shah's Maternity and General Hospital Marine Drive, Bombay I. (1952)	12	74	1	75
12	Colaba Maternity Home 3rd Pasta Lane, Colaba (1-1-1948)	4	23	1	24
13	Northcote Nursing Home, Ormisten Road near Taj Mahal Hotel Colaba, Bombay I. (1949)	4	57	...	57
14	Dr. Shethi's Maternity and Surgical Home, 3, Cafe Parade, Bombay 5 (10-7-1966)	8	106	...	106
15	Dr. Adatia's Nursing and Maternity Home and Gynaec. Hospital, 278, D. N. Road, Bombay I (1-10-1957)	6	121	3	124	...	20	...
16	Strand Maternity and Gyrec. Surgery, near Strand Cinema Bombay 5 (October 1965)	7	50	1	51
17	Naigara Clinic, 128, Weddhouse Road, Colaba, Bombay 5 (18-11-1962)	8	48	...	48
18	Khatau Mekanji Maternity and Surgical Hospital, 65 Bazar Gate Street, Bombay I (1919)	25	221	...	221
A Ward: Total		515	8,153	155	8,308	17	3,635	6,833
'B' WARD								
1	Sabu Siddik Maternity Home 27, Imamwada Road, Bombay 9	19	1,343	13	1,356	...	1,308	1,360
2	Laxmibai Maternity Hospital, 96, D'Souza Street, Wadgadi, Bombay 3 (1908)	30	32	11	43	1	19	496
3	Dhanlaxmi Maternity Home, 156-188, Samuel Street Bombay 9 (1952)	16	195	6	201
4	H. A. N. Dholkawala Maternity Home, 58, Mohamedali Road, Bombay 3. (1929)	27	677	8	685
5	Haji Karim Mohamed Suleman Maternity Home, 178-188, Kambekar Street, Bombay 3 (1927)	12	394	5	399	...	20	...
6	Rahimatabai Maternity Home, Habib Hospital, Jail Road, Dongri, Bombay 9 (27-4-1953)	20	406	16	422	1	11	...
7	Noor Hospital, 49, Mchamedali Road, Bombay 3 (20-11-1953)	72	1,674	42	1,716	2	1,674	100
8	Vijayalaxmi Maternity Home, Tej Kiran, Nawareji Mill Road No. 5, Bombay 9 (28-3-1960)	8	155	6	161
B Ward: Total		204	5,376	112	5,433	4	3,235	1,939

TABLE 23—(Contd.)

Serial No.	Name of Institution (date of establishment in brackets)	No. of Beds	Live Birth	Still Birth	Total confinements	Death among Mothers	No-Natal vaccination against Smallpox	B.C.C. vaccination
'C' WARD								
1	Seth Gordhardas Ranchhoddas Bhagat Maternity Hospital, 267-269, Kalbadevi Road, Bombay 2 (1928)	45	518	4	522	500
2	Women's Clinic, 345-349 Jagannath Shankarshet Road, Bombay 2 (August 1936)	16	301	7	308
3	Dr. Saibai's Maternity Hospital, 190, Princess Street, Bombay 2. (1-5-1935)	10	215	7	222
4	Rattubhai's Hospital, Jai Hind Estate, 2, Bhuleshwar, Bombay 2. (31-5-1959)	40	414	5	419
5	General Maternity Hospital, Jai Hind Building, Bhuleshwar, Bombay 2. (11-11-1948)	15	363	11	374	...	30	...
6	Dr. C. L. Zaveri's Hospital for Women, Jai Hind Estate, Bhuleshwar Bombay 2 (1949)	15	330	7	377
7	Dr. Irani's Hospital, Kerwala Mansion, Carnac Road, Bombay 2. (1947)	2	9	...	9
C Ward: Total		143	2,190	41	2,231	...	30	500
'D' WARD								
1	Sorabji Shapurji Engineer Maternity Home, Knetwadi, 1st Lane, Bombay 4	12	980	17	997	528
2	The Bomanji Dinshaw Petit Parsi General Hospital, Cumballa Hill, Bombay 26. (1912)	34	3	235	238
3	Bhatia General Hospital, Tardeo Road (1924)...	16	568	8	576
4	Dr. Karande Maternity and Surgical Hospital, Huges Road, Bombay 7. (April 1929)	15	139	4	143	130
5	Dr. D'Sa's Hospital, 15, Dadiseth Lane, Chowpatty, Bombay 7. (1910)	12	221	2	223
6	Dr. Ajit Mehta's Hospital for Women, C-A, 2nd Dadiseth Road, Bombay 7. (1-4-1924)	16	369	5	374	369
7	Dr. (Mrs.) Vijaykar's Maternity and Surgical Hospital, 139-B, Chandra Terrace, Khadilkar Road (1-4-1955)	10	105	...	105
8	Dr. B. D. Patwardhan Maternity and Gynaec. Hospital, Phadke Wadi, Ganpati Temple, Bombay 4. (11-11-1931)	12	120	...	120
9	Chowpatty Maternity and Gynaec Hospital, 31C, Sea-Face, Chowpatty, Bombay 4 (December 1911)	78	841	25	866	266
10	Dr. Wadia's Nursing Home, French Bridge, Bombay 7. (April 1938)	4	13	...	13
11	Kanchangouri Maternity Hospital, S. V. Patel Road, Bhajekar Street. (27-7-1926)	25	514	15	529
12	Brahmansabha Mahaskar Maternity Home, 9, Benham Hall Lane, Girgaum, Bombay 4. (1-2-1932)	20	281	12	293
13	New Hospital for Women, Mama Paramanand Marg, Bombay 4. (1-5-1933)	20	443	8	451
14	Dr. Kumud Mehta Hospital, Poli Clinic, 20, Mama Paramanand Road, Bombay 4. (10-10-1929)	10	70	1	71
15	Rukmani Hindu Lying-in-Hospital, Babulnath, Chowpatty, Bombay 7. (1920)	22	159	4	163
16	Dr. Harkisardas Narottamdas Hospital, New Charni Road, Bombay 4. (6-1-1928)	36	1,376	24	1,400	1
17	St. Elizabeth Nursing Home, J. M. Mehta Road, Malbar Hill, Bombay 6. (31-8-1922)	22	741	10	751	1,075
18	Women's Clinic (Dr. Pagnis) 61, Narayan Niwas, J.S.S. Road, Bombay 4. (1957)	7	86	1	87
19	Dr. (Mrs.) Kashibai Sathe's Maternity Home, J.S.S. Road, Bombay 4. (November 1938)	10	54	2	56
20	Dr. Amankar Hospital, 534, Sandhurst Bridge, Bombay 4. (9-8-1953)	18	121	2	123

TABLE 23—(Contd.)

Serial No.	Name of Institution (date of establishment in brackets)	No. of Beds	Live birth	Still birth	Total confinements	Death among Mothers	Neo-Natal vaccination against Smallpox	B.C.G. vaccination
21	Dr. (Miss) Shirin G. Patel, Nursing Home for Women, Chowpatty Sea Face (26-5-1940) ...	12	103	4	107
22	Dr. K. C. Shah's Maternity Hospital, Khetwadi Main Road, Bombay 4. (1-11-1942) ...	8
23	Seth Chaganlal Walchand Jain Hospital, Marine Mansion, Chowpatty, Bombay 7. (15-6-1945) ..	17	416	6	422
24	Ideal Nursing Home, Khetwadi 12th Lane, Bombay 4. (23-10-1952) ...	8	79	6	85
25	Himani Clinic, 17, Mathew Road, Bombay-4. (22-8-1948) ...	3
26	The Beach Candy Hospital and Nursing Home, 69, Bhulabhai Desai Road, Bombay 26. (1-1-1952) ...	14	441	7	448	...	5,339	766
27	Lamington Maternity Surgical Hospital, Girdhar Bhuvan 415, Lamington Road, Bombay 4. (September 1950) ...	17	26	...	26	...	5	...
28	Modern Hospital for Women, 6, Dr. Wilson's Street, Bombay 5. (11-2-1951) ...	11	396	3	399
29	Dr. Irani's Maternity and Nursing Home, 17B, August Kranti Marg, Bombay 26. (17-6-1967)	10	43	3	46
30	Mistry Hospital, 47, Kennedy Bridge, Bombay 4 (1953) ...	12	17	7	154
31	Dr. Pratap's Maternity Hospital and Nursing Home, 104, Charni Road, Bombay 4 (18-1-1953) ...	6	27	1	28
32	Dr. Padma Mehta's Nursing Home, Sandhurst Bridge, Bombay 7. (1952)	10	135	...	135
33	Dr. Premalata S. Pai's Maternity Home, 7, Tatyia Charpure Path, Bombay 4. (2-12-1951) ...	25	338	14	352
34	Dr. O. J. Shah's Hospital, Opera House, Bombay 4. (1-1-1951) ...	16	216	7	223	180
35	Dr. Wagal Maternity Home, 276-B, Surya Mahal, Thakurdwar, Bombay 4. (1-12-1957) ...	12	170	7	177
36	Saifee Hospital, 15-17, Queen's Road, Bombay 4. (October 1957) ...	11	131	2	133	1
37	Dr. Khandwala Maternity and Gynaec. Hospital, Prarthana Samaj, Bombay 4. (November 1959)	8	74	...	74
38	Ajinkya Hospital, Hughes Road, Bombay 7. (February 1958) ...	20	162	8	170	120
39	Queen's Road Maternity and Surgical Nursing Home, Queen's Rd, Bombay 4	13	334	5	339
40	Malabar Hill Clinic, Manav Mandir Road, Bombay 6. (26-2-1966) ...	6	59	2	61
41	Dr. Tara Ramrao Maternity Home, 377, V. P. Road, Bombay 4. (26-1-1966) ...	5	61	1	62
42	Maternity and Nursing Home, Tilak Nagar, V. P. Road, Bombay 4	10	177	2	179
43	Ayurvedic Hospital, 87, Maughhat Street, Bombay 4. (1947)	20	116	3	119	1
44	Dr. (Mrs.) Vimal Parikh, Dream Land, 25, Mama Parmanand Marg, Bombay 4. (Oct. 1960) ...	4	14	...	14
45	Dr. N. K. Shah Maternity and Surgical Home, Sadguru Sadan, 15, Babulnath Road, Bombay 7. (May 1963) ...	20	191	8	199
46	Dr. (Miss) N. S. Zaveri Maternity and Gynaec. Hospital, 273, New Charni Road. (11-4-1945)	5	35	2	37
47	Ajinkya General Nursing Home, 264, Charni Road, Bombay 4. (15-8-1966) ...	40	61	1	62
48	Sanskrit Nursing Home, Mani Bhuvan, Chowpatty Bombay 7. (17-11-1968) ...	1	1	...	1
49	Jankee Nursing Home, Bellasis Road, Bombay 34 (19-2-1967) ...	14	180	8	188

TABLE 23—(Contd.)

Serial No.	Name of Institution (date of establishment in brackets)	No. of Beds	Live birth	Still birth	Total confinements	Death among Mothers	Neo-Natal vaccination against Smallpox	B.C.G. vaccination
50	Charak Clinic, Queen's Road, Bombay 4	...	1	...	1
51	Dr. T. P. Shah's Hospital, 534, Sandhurst Bridge, Bombay 7. (1964)	12	67	...	67
52	Mother and Child Hospital, Gita Pandita Ramabai Road, Bombay 7. (23-10-1966)	20	67	...	67	...	67	...
53	Sodha Nursing and Maternity Home, 31, Babulnath Road, Bombay 7. (1-4-1970)	12	18	...	18
54	Dr. V. K. Desai Hospital, Mama Parmanand Marg, Bombay 4. (1-5-1972)	20	42	9	46
55	Dr. Vora Mt. and Gynaec. Hospital, PARESH, 4-A, Bhulabhai Desai Road, Bombay 26	12	53	1	54
56	Dr. Mrs. Sindhu R. Pandit, Maternity and Gynaec. and Surgical Nursing Home, 23, Peddar Road, Bombay 26	14	6	...	6
57	Dr. Mungeshkar Clinic, 8, Laburnum Road, Gamdevi, Bombay 7	20	382	...	382
58	JASLOK Hospital, 15th Deahmikh Marg, Bombay 26	26	15	...	15
D Ward: Total		896	10,889	466	11,375	3	5,411	3,433
'E' WARD								
1	Municipal Maternity Home, 252, Bellasis Road, Byculla, Bombay 8 (1915)	37	1,955	32	1,987	...	1,064	1,509
2	Kamar Khanum Municipal Maternity Home, Victoria Road, 3rd Cross Lane, Byculla, Bombay. (19-12-1926)	37	2,657	40	2,697	...	2,600	2,716
3	Kamathipura Maternity Home, Kamathipur 13th Lane, Bombay 8. (2-4-1968)	100	1,287	25	1,312	1,294
4	Kasturba Hospital, Sane Gurun Marg, Bombay 11 (12-3-1892)	...	93	40	133	17	4,985	...
5	B. Y. L. Nair Charitable Hospital, Dr. A. L. Nair Road, Bombay 8. (1925)	55	2,675	...	2,675	9
6	Central Railway Hospital, Opp. Victoria Garden, Byculla, Bombay 27. (1952)	26	672	251	923
7	Engnec Maternity Home, Victoria Road, Byculla, Bombay 27. (1924)	10	134	2	136
8	Masina Hospital, 125, Victoria Road, Byculla, Bombay 27. (1902)	20	355	7	362	2	277	242
9	Bai Motlibai and Petit Hospital, Bombay 8. (15-3-1892)	74	1,555	69	1,624	18	1,611	1,300
10	Central Hospital and Nursing Home, Bellasis Road, Bombay 8. (1-4-1968)	3	36	...	36
11	Ex-mil General Hospital, Nesbit Road, Aga Hall, Bombay 10. (25-10-1945)	8	82	...	82
12	Byculla Nursing Home, 47, Dr. A. L. Road, Bombay 8. (9-12-1963)	25	424	26	450
13	Sheth Maternity and Gynaec. Nursing Home, Navivan Co-operative Housing Society, Lamington Road, Bombay 8. (12-10-1967)	10	155	4	159
14	Dr. T. W. Sargis's Maternity Hospital, Mazgaon, Bombay 10. (January 1934)	8	248	4	252
15	Atul Hospital, Bhorst Nagar, Grant Road, Bombay 7. (15-8-1970)	4	23	1	24
16	Jajivanram Hospital, W. Rly. Maratha Mandir Marg, Bombay 8. (24-6-1960)	10	420	17	437	...	161	...
17	Sumati H. Mishishi, D-28, Wazirnamul Bldg., Grant Road and Charni Road Junction, Bombay 7	6	4
E Ward: Total		433	12,775	518	13,233	45	10,633	7,061

TABLE 23--(Contd.)

Serial No.	Name of Institution (date of establishment in brackets)	Year closed	No. of Beds	Live births	Still birth	Total confinements	Deaths among Mothers	No-Natal vaccination against Smallpox	B.C.G. vaccination
F Ward/NORTH									
1	Lokmanya Tilak Municipal General Hospital, Sion, Bombay-22. (24-1-1947)	...	72	4,329	281	4,610	25	...	2,710
2	Colony Nursing Home, 216-A Sir Bhalchandra Road, Bombay-19. (1935)
3	Rawli Camp Municipal Maternity Home, Sion Koliwada Bombay-22	...	48	1,594	49	1,643	1,206
4	Matunga Clinic, 241-D, Dr. Ambedkar Road, Bombay-19. (1930)	...	6	134	2	136
5	Dr. Dandekar's Trust Hospital, Bhoj Mahal, Dr. Ambedkar Road, Matunga, Bombay-19. (Oct-1937)	...	8	137	6	143	131
6	Devekar Charity Trust Hospital, Kings Circle, Bombay-19 (1932)	...	9	245	5	250
7	Dr. Karunakaran Hospital, 477, Adenwala Road, Matunga (1942)	...	6	149	6	155
8	Matunga Nursing and Maternity Home, Matunga (14-2-1955)	...	35	33	1	34
9	Surgical and Maternity Hospital, 350, Chandavarkar Road, Matunga, Bombay-19. (21-9-1947)	...	6	139	9	148
10	Family Nursing and Maternity Home, 64-A Matunga, Bombay-19. (1946)	...	10	389	5	394	...	34	...
11	R. V. Ayurvedic Hospital, Sion, Bombay-22 (6-4-1948)	...	12	149	1	150
12	Dr. D. Sitalaxmi's Maternity and Nursing Home, 239A, Sion Road Bombay-22. (August 1954)	...	10	281	8	289
13	Dr. (Mrs.) Kamala Doshi's Hospital, Gujra Society, Sion, Bombay-22. (15-8-1950)	...	10	58	...	58
14	Matunga Nursing Home for Women, 590, Vincent Road, Matunga, Bombay-19. (16-7-1951)	...	12	28	...	28
15	Talwalkar Nursing Home & Maternity Home, 153, Hindu Colony, Matunga, Bombay-19. (1-5-1951)	...	3	15	...	15
16	Dr. Mulla's Clinic, 603, Jambhede Road, Matunga, Bombay-19. (1952)	...	6	37	...	37
17	S.D. Bhavanani Nursing Home, Sion, Bombay-22 (17-5-1953)	...	25	606	9	615
18	Dr. Pais Hospital, 154 Hindu Colony, Dadar, Bombay-14 (17-10-1934)	...	18	340	8	348	...	60	...
19	Dr. Merchant's Hospital, Sion Bombay-22. (June 1968)	...	25	392	6	398
20	Sobti Nursing Home, King's Circle, Bombay-19. (15-8-1955)	...	6	394	3	397
21	Dr. Radre's Surgical & Maternity Hospital, Sion, Bombay-22. (Nov. 1958)	...	8	125	4	129
22	Mata Laxmi Hospital, 218, Sion East, Bombay-22. (December 1957)	...	4	39	...	39
23	Chara Obstetrical & Gynec. Hospital, 153, Road No. 9, Wadala, Bombay-31. (April 1962)	...	12	239	5	244
24	Dr. Abhyankar's Maternity & Surgical Hospital, Sion (East), Bombay-22. (Nov. 1957)	...	7	186	6	192
25	Shobha Maternity Hospital, 171, Vijay Niwas, R. A. Kidwai Road, Bombay-31. (3-2-1963)	...	8	92	1	93
26	Rotunda Nursing Home, 262, Wadala, Bombay-31. (9-2-1964)	...	8	160	2	162
27	Dr. Khandeparkar Nursing Home, 151, Sir Bhalchandra Road, Dadar, Bombay. (4-11-1963)	...	6	52	...	52
28	Dr. Parchure's Maternity Home, 159, Ganesh Prasad, Sir Bhalchandra Road, Bombay-14. (January 1968)	...	4	35	...	35
29	Post Trust Hospital, Wadala, Bombay-31. (1970)	...	25	814	21	835	1,172
30	Son Poly-clinic and Hospital, Krishna Bhawan, Sion West Bombay (1-1-1970)	...	4	22	...	22
F/North Ward: Total			416	10,913	438	11,351	26	94	1,219

TABLE 23--(Contd.)

Serial No.	Name of Institution (date of establishment in brackets)	No. of Beds	Live birth	Still birth	Total confinements	Death among Mothers	Neo-Natal vaccination against Smallpox	B.C.G. vaccination
'F/SOUTH' WARD								
1	Naigaum Municipal Maternity Home, Naigaum, Bombay-15 (2-10-1958) ...	35	2,712	40	2,752	...	529	2,229
2	K. E. M. Hospital, Parel Bombay-12 (Maternity Ward opened on 1-12-1959) ...	176	4,931	179	5,130	30	...	4,729
3	The Mahatma Gandhi Memorial Hospital Government Gate Road, Parel, Bombay-12. (March 1962) ...	17	341	2	343
4	Nawroji Wadia Maternity Hospital, King Edward Road Parel, Bombay-12. (13-12-1926) ...	180	6,456	274	6,730	19	...	5,243
5	Dr. Gadre's Nursing and Maternity Hospital, 120, Kreni Road, Dadar, Bombay-14. (1940) ...	18	235	7	242
6	Desai Memorial Laxmi Lying-in-Hospital and Nursing Home, 94, Hospital Avenue, Parel Bombay-12. (June, 1938) ...	16	213	10	223
7	Rukmini Maternity Hospital, 7, Aimag Merwanji Road, Parel, Bombay-12. (1938) ...	30	495	8	503
8	Nursing Home and Eye Clinic, Dadar, Bombay-14. (15-12-1946) ...	10	122	8	130
9	Sabji Hospital, 65, Jyotiba Phule Road, Naigaum, Bombay-14. (1960) ...	11	46	4	50
10	Dr. R. D. Desai's Maternity and Surgical Home, Krishna Chhaya, Parel, Bombay-12. (12-6-1966) ...	18	235	1	236
11	Shantayee Nursing Home, Dadasaheb Phalke Road, Dadar, Bombay-14. (1-4-1970) ...	8	73	1	74
12	Dr. Telang Maternity Home, 200, Ambedkar Road, Dadar Bombay-14. (1969) ...	6	36	1	37
13	Aswini Maternity & Surgical Nursing Home, Dadar, Bombay-14 (2-11-1969) ...	6	92	5	97
14	Modern Nursing Home, 60, D. M. Road, Dadar, Bombay-14 (1960) ...	7	9	...	9
15	Navin Asha Maternity Home, 126 D. Phalke Road, Dadar, Bombay-14. (12-12-1972) ...	5	17	...	17
	F/South Ward: Total ...	543	16,033	540	16,573	49	529	12,197
'G/NORTH' WARD								
1	Municipal Maternity Home, Lieut Dilip Gupte Marg Opp. Shri Cinema, Mahim, Bombay-16. (9-5-1970) ...	42	3,133	51	3,184	1	4,753	2,811
2	Laxmi Maternity Home, D. L. Vaidya Road, Dadar, Bombay-28. (9-10-1929) ...	15	141	3	144
3	Sadruru Maternity Home, Chhabildas Road, Dadar, Bombay-28. (8-5-1932) ...	15	140	4	144
4	Jantibai Maternity Home, 65, S. K. Bole Road, Dadar, Bombay-28. (1-4-1936) ...	7	13	...	13
5	Dr. Narvane's Surgical & Maternity Home, Shivaji Park, Dadar. (4-10-1938) ...	10	22	2	24
6	Dr. Prandare's Maternity Hospital, 114, Shivaji Park Bombay-28. ...	15	138	2	140
7	Vijay Clinic, Shivaji Park, Dadar, Bombay. (1936) ...	4
8	National Hospital, 89, F. S. V. Savarkar Road, Mahim, Bombay-16. (10-12-1951) ...	20	287	2	289	1
9	Dadar Surgical & Maternity Hospital, Prajapati Bhuvan Gokhale Road, Bombay-28. (Nov. 1936) ...	15	72	...	72
10	Dr. Pinto's Hospital, Portuguese Church Street, Dadar Bombay-28. (1-4-1947) ...	10	79	3	82
11	Family Clinic, Mogal Lane, Matunga, Bombay-16 (1-10-1952) ...	10	63	2	65
12	Dr. Shushila S. Keluskar Maternity Hospital, Portuguese Church, Dadar. (8-6-1952) ...	9	77	4	81
13	Dr. C. L. Zaveri, 224, L. H. Road, Matunga, Bombay-16. (15-8-1939) ...	20	427	15	442	1

TABLE 23—(Contd)

Serial No.	Name of Institution (date of establishment in brackets)	No. of Beds	Live Birth	Still Birth	Total confinements	Death among Mothers	No-Natal vaccination against Small pox	B.C.G. vaccination
14	Park Nursing Home, 203-204, Shivaji Park Road 5, Bombay-16. (14-3-1950)	4	42	...	42
15	Dadar Clinic and Nursing Home, Dadar Road, Bombay-28. (1949)	8	250	4	254
16	Cupte Maternity and Surgical Home, 143, Sitadevi Temple Road, Mahim, Bombay-16. (31-5-1953)	15	230	5	235
17	Dr. D'Souza Surgical and Maternity Temple Home, Sitadevi Road, Mahim, Bombay-16. (January 1953)	3
18	Chande Maternity and Surgical Home, Gokhale Road, Dadar (10-1-1957)	10	42	1	43
19	Bai Radhabai Maternity Home and Women Nursing Home, Dadar, Bombay-28 (1-12-1954)	12	91	3	94	1
20	Bella Tes Nursing Home, 57, L. J. Road, Mahim, Bombay-16 (29-9-1957)	7	46	...	46
21	Pandit Maternity Hospital, L. J. Road, Mahim, (1963)	8	121	1	122
22	Dr. Vazer's Maternity and Surgical Hospital, Mughdoot, Bhandarwada Road, Bombay-28, (1957)	14	125	6	131
23	North Bombay Clinic, Opp. City Light Cinema, Lady Hardinge Road, Bombay-16.	4
24	Laxmi Clinic, Vidya Building, Bhandar Galli, Mahim, Bombay-16. (17-9-1967)	8	128	2	130	...	128	126
25	Sane's Nursing Home, 84, Bhawani Shankar Road, Bombay-28. (4-4-1966)	8	81	...	81
26	Dr. Donald's Maternity Home, Dharavi, Opp. Police Station, Bombay-17.	3	60	2	62
27	Dr. Fonseca's Maternity and Surgical Home, Opp. Mahim Rly. Station, Mahim, Bombay-16. (20-7-1967)	4	98	...	98
28	Shikharoosha, Citizen's Co-operative Hospital, 198-B Ranade Road, Dadar. (21-5-1969)	5	304	1	305	80
29	Dr. Ingle's Surgical and Maternity Hospital, 372-B, Veer Sawarkar Marg, Bombay-28. (5-2-69)	10	126	2	128
30	Shri Maternity and Nursing Home, 119, Shivaji Park Road, Bombay-28.	2	15	...	15
31	Dr. Thakkar's Hospital, 121, Shivaji Park, Bombay-28.	16	443	6	449
32	Nirmal Nursing Home, Gokul, 93, Ranade Road, Bombay-28	5	68	...	68
33	Singhavi Maternity Home, B/16, Balvind Co-operative Housing Society	5	14	1	15
34	Saraswati Maternity and Nursing Home, Anand-Sagar, L.H. Road, Mahim	5	33	...	33
35	Triveni Nursing Home, Jahargir Baug, 222, Veer Sawarkar Road, Bombay-16.	12	7	...	7
G/North Ward: Total		360	6,956	122	7,078	4	4,881	3,017
G/SOUTH WARD								
1	Haji Mohamed Haji Sabu Siddik Maternity Home, S. V. Savarkar Road, Bombay-28.	72	4,402	107	4,480	...	3,732	3,384 (Twins 29)
2	Police Maternity Hospital Pochkhanwala Road Worli Polic Camp, Bombay-25. (9-3-1951)	35	496	9	505	...	359	...
3	Worli Maternity Home 'B. M. & C. W. Society, Worli Bombay-25. (1950)	34	1,034	30	1,064	...	797	819
4	Lower Parcel Health Unit Western Railway, Bombay-13 (1963)	7	45	...	45
5	Dr. Sithe's Maternity and Nursing Home (12-6-1965)	10	106	1	107
6	B.M. & C.W. Society Maternity Hospital, Delite Road, Bombay-11. (1952)	40	974	24	998	...	918	900
7	Worli Hospital for Women, 259, Dr. A. B. Road, Bombay-18 (14-5-1964)	15	396	12	408
8	M. A. Pedar Hospital, Bombay (1942)	40	876	29	905	2
9	Worli General Hospital Sea Face Corner, Bombay-25. (1919)	4	14	...	14
10	E. S. I S Hospital, Worli, Bombay-18 (2-5-69)	10	32	...	32	32
11	Dr. Parulekar Maternity and Surgical Home 7-8, Pankaj Mansion, Dr. Annie Besant Road, Worli, Bombay-25. (December 1968)	10	460	9	469	1	30	...
S/South Ward: Total		277	8,835	221	9,027	3	5,836	5,123 (Twins 29)

TABLE 21 - (Contd.)

Serial No.	Name of Institution (date of establishment in brackets)	No. of Beds	Live birth	Still birth	Total confinements	Death among Mothers	Neo-Natal vaccination against Smallpox	B.C.G. vaccination
* B' Ward.								
1	Khorshedji Byramji Bhabha Hospital, Waterfield Road, Bandra, Bombay-50. (1876)	85	4,857	90	4,947	...	4,465	2,351
2	Municipal Maternity Home, Kherwadi, Bandra (East) (14-8-1964)	30	1,433	91	3,524	2,618
3	Western Rly. Health Unit, Bandra. (1-9-1938)	8	190	...	190
4	Government Dispensary-cum-Maternity Home, Bandra. (October 1962)	4	179	4	183
5	Dr. Moses Hospital, The Home Street, East Avenue, Santacruz. (1929)	6	4	...	4
6	Dr. Kashibai Hospital, Swami Vivekanand Road, Santacruz (1937)	25	310	5	315
7	S. M. J. Hospital, J. Nehru Road, Santacruz (East), Bombay-55 (1947)	18	295	9	304
8	Dr. Gupta's Lying in and Surgical Hospital, 81, G. B. Road, Khar (1929)	11	104	5	109
9	Ajinkye Hospital, 11th Road, Khar, Bombay-52. (April 1920)	12	277	8	285	223
10	Holy Family Hospital, St. Andrew's Road, Bandra, Bombay-50 (8-6-1953)	22	578	7	585
11	St. Martyre's Nursing Home, 11th Street, Martyres Road, Bandra. (November, 1951)	18	300	12	312
12	Smt. Bhikubai Chandulal Jalandhwala Hospital, Santacruz Bombay-54. (October 1951)	32	1,057	3	1,060
13	Dr. (Miss) Mahashweta V. Bhat's Hospital for Women, 29, National Library Road, Bandra (19-4-1953)	10	64	...	64
14	Dr. Patkara Maternity Home, 97, F. J. Road, Bandra. (31-10-1932)	11	120	...	120
15	Arora Lying-in-Hospital, Jai Bharat Society, Old Khar Bombay-52. (January 1951)	6	45	3	48
16	Mangala Maternity Home, Santacruz East. (1-5-1961)	10	59	1	60
17	Devi Maternity and Surgical Home, Renuka, Linking Road, Bandra.	10	101	1	102
18	Jai Devi Maternity and Nursing Home, Dr. Ambedkar Road, Danda, Khar. (26-1-1961)	6	38	1	39
19	Nandan Maternity Home, 6th Road, Santacruz (East), Bombay-55.	9	138	4	142
20	Surgical and Maternity Nursing Home, Nilama, 12th Road Khar, Bombay-52.	2	10	...	10
21	Durga Clinic and Maternity Home, Kalina, Santacruz. (1-7-1961)	10	83	8	91
22	Dr. B. V. Nerurkar Poly & Nursing, 85, Geetha, S. V. Road, Santacruz, Bombay-54.	10
23	Kumar Clinic Maternity and Nursing Home, Koumar, 14A, Road, Khar, Bombay-52, (January, 1968)	12	41	1	42
24	Laxmi Padam Maternity and Surgical Maternity Home, 279A, Ramnagar Society, 5th Road, Bombay-52. (15-7-1967)	5	35	3	38
25	Adarsha Maternity and Surgical Nursing Home, 432, Sahajevan, 33rd Road Khar, Bombay-52. (13-9-1965)	5	96	3	99
26	Smruti Nursing Home, Maheshwar Darshan, 4 S. V. Road, Santacruz West, Bombay-54. (15-8-1969)	7	105	3	108
27	Alite's Maternity and Surgical Hospital, Tapodhan, 250B, Linking Road, Bandra, Bombay-50.	10	82	...	82
28	Pushpa-Kunj Maternity and Nursing Home, Nehru Road, Santacruz (East), Bombay-55. (1-8-1970)	6	70	1	71

TABLE 23—(Contd.)

Serial No.	Name of Institution (date of establishment in brackets)	No. of Beds	Live birth	Still birth	Total confinements	Death among Mothers	Neo-Natal vaccination against Smallpox	E.C.C. vaccination
29	Dr. Sivala Desai's Nursing Home, Dattatraya Road, Santacruz (West). (20-9-1969) ...	14	120	2	122
30	Raksha Clinic, Guru-Krupa, Linking Road, Santacruz, Bombay-54. ...	4	31	1	32
31	Sanjeevani Nursing Home, Sarang, 14, B, S, V. Road, Bombay-53. (28-7-1965) ...	318	316	2	318
32	Safalya Maternity and Nursing Home, 124, Navin Kunj, S. V. Road, Khar, Bombay-52. ...	10	180	5	185
33	Dr. Ganatra's Maternity Home, 674, Pali Road, Khar. (3-1-1971) ...	188	189	1	190
34	Rajani's Maternity and Surgical Home, Plot No. 351, 16th Road, Bandra. (10-10-1971) ...	7	33	...	33
35	Dr. Deshmukh Maternity Home, "Safalya" Bungalow, T. P. S. II-A, Bombay-52. (26-1-70) ...	6	11	...	11
36	Dr. Kaji's Maternity and Nursing Home, Nehru Road, Santacruz. (East). (May 1968) ...	8	156	...	156
37	Barfiwala Clinic, Radha Narayan, 32nd Road, T. P. S. III Bombay-53. ...	5	92	7	99
	H Ward: Total ...	960	13,999	231	14,280	...	4,465	5,190
* K* WARD								
1	F. D. K. Municipal Maternity Home, S. V. Road, Andheri, (1960) ...	65	6,732	83	6,815	2,196
2	Dr. R. N. Cooper Municipal General Hospital, Juhu (26-2-1969) ...	60	3,608	212	3,820	41	...	4,822
3	Nilima Maternity and Nursing Home, Vallabhbhai Road, Vile-Parle (West) (1950) ...	11	209	5	214
4	Tilak Maternity and Surgical Hospital, 24, Ram Mandir Road, Vile-Parle (24-12-1925) ...	8	174	3	177
5	Dr. Balabhai Nanavati Hospital, S. V. Road, Vile-Parle (24-12-1951) ...	45	1,093	43	1,136	2	1	1,790
6	Dr. Shah's Maternity and Nursing Home, M. G. Road, Vile-Parle (East). (3-10-1943) ...	20	347	7	354
7	Vrindavan General Hospital and Nursing Home, Kurla Road, Andheri. (1-11-1949) ...	40	459	26	485
8	Dr. Bhat's Andheri Maternity and Nursing Home, 208, S. V. Road, Andheri. (1932) ...	8	96	4	100
9	Laxmi Maternity Hospital, Nariman Road, Vile-Parle, (24-5-1954) ...	6	31	2	33
10	Dr. Rajan's Maternity Home, Versova, Khoja Lane. (15-2-1958) ...	6	78	...	78
11	Dr. Sathe's Maternity Home, Hanuman Road, Vile-Parle (East). (22-4-1958) ...	12	277	10	287
12	Dr. Bakshi's Gynaec and Maternity Hospital, Lallubhai Park, Andheri. (12-2-1959) ...	2	50	1	51
13	Dhiraj Maternity and Nursing Home, Andheri (East). (March 1960) ...	8	57	...	57
14	St. Catherine's Home, Off Versova Road, Andheri, Bombay 58. (1922) ...	7	97	3	100
15	Dr. Joshi's Surgical and Maternity Hospital, 75, S. V. Road, Andheri. (1-10-1953) ...	10	183	7	192
16	Matoshri Umabai Rane Maternity Home, Shiv Kunj, Mijas Road, Jogeshwari (East). (20-7-1962) ...	16	586	11	597
17	Ma'alaxmi Maternity and General Hospital, Gumptha Road, Jogeshwari, Bombay 60, (12-12-1965) ...	12	140	4	144
18	Holy Spirit Hospital, Mahakali Road, Andheri (17-1-1967) ...	12	214	...	214	...	90	...
19	Vishwabharati Nursing Home, Joshi Lane, Andheri (West). (19-5-1968) ...	4	66	...	66

TABLE 23--(Contd.)

Serial No.	Name of Institution (date of establishment in brackets)	No. of Beds	Live birth	Still birth	Total confinements	Death among Mothers	Neo-Natal vaccination against Smallpox	B.C.G. vaccination
20	Nandadeep Maternity and Surgical Hospital, 140/141, S. V. Road, Andheri (12-5-1968) ...	14	238	6	244
21	Nutan Nursing Home, Vile-Parle (East), Bombay Bombay 56. (12-5-1965) ...	12	168	4	172
22	Parle Hospital, Ghod Bunder Road, Vile-Parle (West), Bombay 56. (1965) ...	9	85	5	90
23	Shanti Maternit and Nursing Home, Sahar Road, Bombay 57. (October 1961) ...	15	790	...	790
24	Dadhich Maternity and Nursing Home, Bhagwati Bhawan, J. B. Nagar, Kurla-Andheri Road. (November 1969) ...	8	66	...	66
25	Ashirwad Maternity and Surgical Nursing Home, Sprantsa Manor, S. V. Road Andheri, Bombay 58. (1-9-1970) ...	12	217	7	224
26	Shri Durga Maternity and Surgical Home, Jogeshwari (East), Bombay 60. (15-8-1969) ...	10	175	9	184
27	Jogeshwari Maternity Home, Cave Road, Jogeshwari (East). (1965) ...	10	169	4	173
28	Vijay Maternity Home, Majas Road, Jogeshwari (East), Bombay 60. (10-11-1962) ...	7	50	...	50
29	Dr. Rao Nursing Home, Chandra Niwas, Sahar Road, andheri (East). (May 1965) ...	15	305	8	313	1
30	Muzumdar's Maternity Home, No. 17, Shiv kripa, H. F. S. Road, Jogeshwari (East), Bombay 60 ...	5	32	1	33
31	Dr. Parulekar Maternity Home, Ushak-Kal Hindu Friend Society Road, Jogeshwari (East) ...	12	114	4	118
K Ward : Total		501	16,908	469	17,377	44	91	8,808
'L' WARD								
1	Khan Bahadur H. K. Bhabha Hospital Kurla (Municipal) (1-3-1939) ...	36	4474	170	4644	2	3531	1649
2	Municipal Maternity Home, Sion-Trombay Road, Chunabhatti, Kurla. (4-5-1970) ...	20	1354	27	1381	982
3	Surgical and Maternity Nursing Home, "Jagan-nath" Lalbahadur Shastri Marg, Kurla. (March 1966). ...	18	621	14	635
4	Maternity and Nursing Hospital, 116, Bazar Ward, M. N. Road, Kurla, (March 1951). ...	6	114	3	117
5	Chanda Maternity Surgical Nursing Home and Diagnostic Centre. (9-5-1971). ...	12	66	1	67
6	Nehru Nagar Medical Centre, 121, Nehru-Nagar, Kurla (East), Bombay. (3-11-1972). ...	8	133	2	135
L Ward : Total		100	8,762	217	6,979	2	3,531	2,631
'M' WARD								
1	Chembur Municipal Maternity Home, near Chembur Naka. (1-7-1944) ...	30	3960	84	4044	...	3286	3400
2	Deonar Municipal Maternity Home, Govandi (West). (10-10-1972) ...	22	828	11	839	302
3	Receiving Centre for Beggars, Ghatkopar-Mahul Road Chembur, Bombay 71 (July 1971) ...	2	2	...	2
4	Chembur Colony Dispensary, Bombay 74 (1947) ...	10	265	2	267
5	Dr. Bhatowadekar's Nursing and Maternity Home, 203, Station Avenue Chembur (September 1954) ...	10	333	10	343
6	Mona Maternity and Nursing Home, Amar Kuni, E. M. Road Chembur, Bombay (10-6-1968) ...	1	63	...	63	...	10	...
7	Chembur Nursing Home, 18th Road, Chembur, Bombay 71 (1939) ...	10	153	4	157

TABLE 23—(Contd.)

Serial No.	Name of Institution (date of establishment in brackets)	No. of Beds	Live birth	Still birth	Total confinements	Death among Mothers	Neo-Natal vaccination at birth	B.C.G. vaccination
8	Siddh-Giri Clinics, 420 Station Avenue Road, Chembur Bombay 71. (26-10-1965)	10	259	3	262
9	Joshi Hospital 70, Central Avenue Road, Chembur Bombay 71. (1963)	10	19	1	20
10	Lakshmi Maternity Home, Plot No 213, 11th Road Chembur, Bombay 71. (1967)	22	619	13	632
11	Chembur Hospital Krishna Baug, Chembur (1-9-1949)	12	400	6	406
12	Shashikant Hospital, 82-B, Syndicate Bank Building, Govandi Road Chembur, Bombay 71 (29-8-1971)	10	118	3	121
13	F. C. I. Hospital, Chembur Trombay Unit (14-8-1971)	5	162	3	165
14	Pradhan Hospital, 'Manas', Slaughter House Road, Bombay 88. (1-8-1973)	10	6	2	8	...	8	8
M Ward: Total		164	7,187	142	7,329	...	3304	3,712
*N' WARD								
1	Shamabai Vithaldas Khimji Maternity Home, Chhatkopar (Municipal). (17-3-1935)	100	4,551	133	4,684	3	2,992	4,335
2	Bagwe Hospital Cama Lane, Chhatkopar (1953)	6	26	2	28
3	Suburban Maternity and Nursing Home, Ratan Mahal, M. G. Road, Chhatkopar (21-9-1951)	30	799	41	840
4	Dr. (Miss) sing Home, Agra Road, Chhatkopar, Bombay 76 (4-5-1958)	33	689	5	694	478
5	Pawai Maternity and Nursing Home, Durga Nwas, Pawai, Bombay 76 (1969)	8	66	3	69
6	Chhatkopar Maternity and Surgical Hospital, Jivan Jyot, Bombay 77 (27-9-1963)	40	1,177	35	1,212	1
7	Sarvodaya Hospital, B. A. Road, Chhatkopar (9-4-1962)	100	4,236	106	4,342	5
8	Shushrusha, Citizens' Co-operative Hospital, Kannamwar Nagar, Vikhroli (16-4-1967)	15	558	12	570
9	Dr. Atre Maternity Home, Plot No. 90A, Station Road, Vikhroli (West), Bombay 79 (12-12-1969)	6	2	...	2
10	Mamata General Hospital, S. T. Road, Vikhroli (West) (2-6-1968)	12	27	4	31
11	Dr. Vinod B. Joshi's Maternity and Nursing Home M. G. Road, Chhatkopar, Bombay 86 (1966)	12	391	13	404	1
12	Rajawadi Maternity and Nursing Home, Rajawadi, Chhatkopar. (17-5-1964)	7	56	...	56
13	Jyoti Maternity and Surgical Nursing Home, Vaishishtha, Chhatkopar (East), Bombay 77 (1-6-1968)	10	47	2	49	60
14	Ashwini Maternity Hospital, Ambika Darshan, M. G. Road, Chhatkopar, Bombay (1-8-1966)	24	915	20	935
15	Shantiniketan Nursing Home, Agra Road, Chhatkopar (West), Bombay 86 (1-1-1970)	16	171	4	175
16	Dr. Shervkar Hospital, Joshi Wadi, Bombay-Agra Road, Chhatkopar (West) (1-10-1972)	10	64	...	64
N Ward: Total		429	13,775	330	14,155	10	2,992	4,873
*P' WARD								
1	Municipal Maternity Home, Daftary Road, Malad (4-1-1954)	40	2,674	36	2,710	3	2,674	1,920
2	Municipal Maternity Home behind Topiwala Charitable Dispensary, Goregaon (West) (1-7-1964)	40	2,583	46	2,629	3	2,244	1,762
3	Dr. Velaskar's Women's Lying in Hospital, Zakaria Bldg. Zakaria Road, Malad (West) (29-1-1950)	22	300	5	305
4	Dr. Desai's Maternity Home, Vijaykar Wadi, Silvan Villa, S. V. Road, Malad (West). (4-2-1951)	18	375	18	393
5	Dr. Chandrakant R. Joshi's Eye and Maternity Home, Goras Road, Ahilya Ashram, S. V. Road, Malad. (July 1952)	20	85	...	85	...	20	...

TABLE 23—(Contd.)

Serial No.	Name of Institution (date of establishment in brackets)	No. of Beds	Live birth	Still birth	Total confinements	Death among Mothers	Neo-Natal vaccination against Smallpox	B.C.G. vaccination
'P' WARD—(Contd.)								
6	Bagwe Maternity Home, Bagwe Bhuvan, Goregaon. (20-7-1951)	16	137	...	137	...	26	...
7	Mrs. Nalini Patwardhan's Colony Maternity and Gynac. Hospital, Jay Prakash Nagar, Goregaon. (September 1952)	6	28	...	28
8	Dr. Warke M. & G. Home, "Suman", 6th Road, Plot No. 104 Goregaon (West)	10	110	5	115
9	Date Maternity and Nursing Home, 23 Jawahar Nagar, S. V. Road, Goregaon (West). (20-9-1960)	15	222	18	240
10	Dr. Suchak's Maternity and General Hospital, Manchubhai Road, Malad (East). (7-8-1960)	20	472	11	483
11	Shri S. K. Patil Arogyadham Maternity Dham, Daftary Road, Malad. (1959)	10	149	7	156	165
12	Family Clinic, I. N. S. Hamla, Marve Road, Malad (1952)	2	47	...	47
13	Satguru Sainath Maternity Home, S. V. Road, Goregaon (West)	12	189	5	194	1
14	Dr. Ray's Maternity Home, 24, Jawahar Nagar, Goregaon (1964)	6	19	2	21
15	Dr. Bheja's Maternity Hospital, 79, Jawahar Nagar, Goregaon West.	20	6	1	7
16	Patni Maternity and Gyn. and Nursing Home, 8, Jawahar Nagar, Goregaon. (5-11-1956)	18	646	58	704
17	Dr. Kale's Maternity Hospital, 109, Jawahar Nagar, Goregaon (West). (1948)	10	20	...	20
18	Karadia Maternity and Surgical Nursing Home, Malani G. Road, Goregaon (West). (19-10-1968)	10	121	5	126
19	Dr. Garibai Maternity Hospital, Mamlatdar Wadi, Malad (June 1963)	20	350	...	350
20	Shobha Maternity Home and General Hospital Plot No. 33A, Daftari Road, Malad (East). (9-9-1968)	12	184	7	191
21	Kalsana Maternity and Surgical Home, Jawahar Dikshan, Daftary Road, Malad (East). (April 1968)	10	277	3	280
22	Dr. Paranjik's Maternity and Nursing Home, Mamlatdar Wadi, Malad (West)	20	6	1	7
23	Malad Maternity Hospital, Krishna Varma Wadi, Daftary Road, Malad.	4	2	...	2
24	Baliga Nursing Home, "Paras", S. V. Road, Goregaon (West)	15	244	3	247
25	Dr. Fernandez Maternity & Surgical Hospital, Art's Hill, Orlem, Marve Road, Malad (West). (21-2-1971)	8	57	...	57
26	Kothari Maternity Home, Bachani Nagar, Malad (East) (1-1-1971)	13	255	11	266
27	Usha Maternity & Nursing Home, 93, Usha Niketan, Aarey Road, Goregaon (East). (June 1971)	10	159	2	161
28	Jyoti Maternity & Nursing Home, Tagore Park, Kothari Wadi, S. V. Road, Malad. (15-8-1971)	5	109	2	111
29	Dr. Suchak Hospital, Quarry Road, Malad. (3-11-1972)	28	681	7	688
30	Ma'ru Chhaya Maternity and Nursing Home, Malwani Colony, Malad, Bombay-64. (27-3-71)	3	37	...	37
31	Aarey Colony General Hospital, Bombay-65. (1971)	8	89	...	89
32	Dr. Bhatt's Maternity Home, 79, Jawahar Nagar, Goregaon (East), Bombay-62.	12	318	7	325
33	Dr. Rais's Maternity Home & General Hospital, Sujatha Bldg., Quarry Road, Malad (East)	5	69	...	69
34	Dr. P. R. Shah's Maternity Home & General Hospital, Ganga Building III, Co-operative Housing Society Quarry Road, Malad, Bombay, 64	20	80	8	88
P—Wards Total		488	11,100	268	11,368	7	4,964	3,847

TABLE 23—(Contd.)

Serial No.	Name of Institution (date of establishment in brackets)	No. of Beds	Live birth	Still birth	Total confinements	Death among Mothers	Neo-Natal vaccination against Smallpox	B.C.G. vaccination
'R' WARD								
1	Padhabai Dhamanmal Ishwardas Bhatia Municipal Maternity Home Irani Wadi, Mathuradas Road, Kandivli. (1-4-1963) ...	20	1,205	16	1,221	1	887	419
2	Borivli Municipal Maternity Home, S. V. Road, near Borivli Station, Borivli (4-8-1968) ...	20	2,763	93	2,856	...	2,650	1,791
3	Pandya Maternity Home, Eksar Cross Lane, 2 Patel Road, Borivli. (3-9-1950) ...	14	333	2	335
4	Bagwe Maternity Home, Tilak Road, Borivli West. (18-2-1952) ...	8	77	3	80
5	Sumati Maternity Home, S. V. Road, Borivli (March 1945) ...	30	446	3	449
6	Palkar Maternity Home, Opp Rly. Station, G. B. Road, Borivli. (15-7-1953) ...	10	86	5	93
7	Radhabai Dalvi Hospital and Maternity Home, G. B. Road, Kandivli. (1-1-1928) ...	25	418	11	429
8	Dr. Joglekar Maternity Home, G. B. Road, Kandivli. (1947) ...	50	49	1	50
9	Mehta Maternity Hospital, Bhimji Kero's Bungalow, Chandarvarkar Lane, Borivli. (9-7-1950) ...	12	46	4	50
10	Usha Maternity Home, Shantilal Modi Road, Kandivli, (West). (1965) ...	14	106	5	111
11	Dr. Usha Hospital, Borivli (West). (1960) ...	10	160	2	162
12	Mandani Maternity Hospital, Pranal Nagar, Opp. North Level Crossing, S. V. Road, Borivli (East). (17-5-1970) ...	20	848	17	865	1
13	Laxmi Maternity Home, Nandadeep, 169, Shri Krishna Nagar, Borivli, Bombay 92 (12-8-1963) ...	3	31	1	32
14	Mahalaxmi Maternity Home, S. V. Road, Kandivli. (1966) ...	3	2	...	2
15	Shretas Masrani Nursing Home, Shankar Lane, New Kandivli Co-op. Housing Society Ltd., Bombay 81. (20-6-1971) ...	20	350	5	355
16	J. M. G. Medical Centre and Nursing Home, Gandhi Building Akurli Road, Kandivli (East) ...	8	60	5	65
17	Matru Chhaya Maternity and Surgical, Prashanta, Dattapada Road, Borivli (East). (20-1-1972) ...	6	15	...	15
18	Dr. Parikh Maternity & General Hospital, Dattapada, Borivli (East), Bombay 92. (15-8-1973) ...	7	26	2	28
19	Bhandarkar Hospital for Women and Children, 193-A, L. T. Road, Borivli (West), Bombay 92. (18-3-1973) ...	7	7	...	7
R Ward: Total ...		287	7,030	175	7,205	2	3,537	2,210
'T' WARD								
1	Municipal Maternity Home, Bhandup. (1-1-64) ...	20	3,977	91	4,068	1	1,525	2,245
2	Municipal Maternity Home, Mulund (West), Bombay 80. (1968) ...	30	2,963	97	3,060	3	...	2,141
3	Manasodevi T. Agarwal General Hospital, Mulund, Bombay 80. (1958)	7	22	29
4	Naval Hospital, Pawai, Bhandup. (28-10-1964) ...	4	69	1	70
5	Indian Institute of Technology, Powai, Bombay 76. (1954) ...	4	105	1	106
6	Modern Maternity & Nursing Home, 68, Mulund Colony. (1-1-1961) ...	6	74	6	80
7	Dr. M. J. Thakkar's Maternity Home, Mulund. (1-6-1966) ...	10	42	2	44	1
8	Naviwan Maternity and Nursing Home, Mulund (East). (5-6-1966) ...	11	158	6	164

TABLE 23—(Concl'd.)

Serial No.	Name of Institution (date of establishment in brackets)	No. of Beds	Live birth	Still birth	Total confinements	Death among Mothers	Neo-Natal vaccination against Smallpox	B.C.G. vaccination
9	Dr. Bhagwat's Maternity Home, M. G. Road, Jomuna Sadan, Mulund. (September 1964)	6	134	10	144
10	Mulund Poly Clinic Maternity & Nursing Home, Ambedkar Road, Mulund (West). (1956) ...	6	24	3	27	1
11	Dr. Badwik Maternity Hospital, Agra Road, Bhandup. (15-8-1950) ...	12	275	6	281
12	Dr. Gore's Laxmibai Maternity Hospital, M. G. Road, Mulund. (August 1949) ...	16	426	13	439
13	Shah Clinic and Maternity Hospital, J. M. Road, Bhandup. (30-4-1968) ...	12	211	10	221
14	Mulund Maternity and Nursing Home, Gajaran Mansion, Mulund. (20-9-1959). ...	10	180	5	185
15	Dr. Bhatia's Hospital, "Carrey's Retreat", Village Road, Bhandup, Bombay 78. (26-1-65)	8	182	5	187
16	Dr. Canatra's Maternity Home, Opp. Railway Station, Mulund. (20-3-1952) ...	15	477	18	495
17	Dr. Buch's Maternity Home, Munshi Estate, G. Road, Mulund. (3-10-1965) ...	15	317	10	327
18	Dr. Khandekar's Maternity Home, Lokmanya Tilak Road, Mulund (East). (December 1961)	3	10	...	10
19	Shri Naresh Manilal Gandhi Sarvejanik Hospital, Mulund, Bombay 80. ...	4	24	...	24
20	Mangala Maternity and Surgical Hospital, L. B. Shastri Marg, Bhandup. (6-12-1971) ...	13	390	6	396
21	Urvashi Hospital, N. S. Road, Mulund (West), Bombay 80. (27-5-1973) ...	4	9	...	9
22	Sanjivani Maternity and General Nursing Home, Poornima, 503, M. G. Road, Mulund (West), Bombay 80 (1-11-1973) ...	4	3	1	4
23	Prasanna Maternity and Gynaec. Nursing Home, Umaya Maha Dr. R. P. Road, Block No. A-1, A-2, Mulund, Bombay 80. ...	7	10	...	10
T Ward: Total ...		220	10,067	313	10,380	6	1,525	4,386

Ward-wise total Confinements in Institutions in Greater Bombay doing Maternity Work during 1973.

WARDS.	A	B	C	D	E	F/N	F/S	G/N	G/S	H	K	L	M	N	P	R	T	Total
No. of Institutions ...	18	8	7	58	17	30	15	35	11	37	31	6	14	16	34	19	23	379
No. of Beds ...	515	204	143	896	433	416	543	360	277	960	501	100	164	429	488	287	220	6,936
Live Births ...	8,153	5,376	2,190	10,889	12,775	10,913	16,033	6,956	8,835	13,999	16,908	6,762	7,187	13,775	11,100	7,030	10,067	1,68,948
Still Births ...	155	112	41	486	518	438	540	122	221	281	469	217	142	380	268	175	313	4,878
Total Confinements-...	8,308	5,488	2,231	11,375	13,293	11,351	16,573	7,078	9,027	14,280	17,377	6,979	7,329	14,155	11,368	7,205	10,380	1,73,797
Deaths among Mothers	17	4	...	3	46	26	49	4	3	...	44	2	...	10	7	2	6	223
Neo-Natal Vaccinations against Small-Pox ...	3,635	3,205	30	5,411	10,698	94	529	4,881	5,836	4,465	91	3,531	3,304	2,992	4,964	3,537	1,525	58,728
B.C.G. Vaccination ...	6,833	1,956	500	3,433	7,061	5,219	12,197	3,017	5,125	5,190	8,808	2,631	3,712	4,873	3,847	2,210	4,386	80,998

BMPP--J. 286-74-375.