

ADMINISTRATION REPORT

OF THE

MUNICIPAL COMMISSIONER

FOR

GREATER BOMBAY

For the Year 1969-70

CITY, SUBURBS AND EXTENDED SUBURBS

BOMBAY
PRINTED AT THE MUNICIPAL PRINTING PRESS
1970

ADMINISTRATION REPORT

OF THE

MUNICIPAL COMMISSIONER

FOR

GREATER BOMBAY

For the Year 1969-70

CITY, SUBURBS AND EXTENDED SUBURBS

BOMBAY
PRINTED AT THE MUNICIPAL PRINTING PRESS
1970

CONTENTS

	PAGE
STANDING COMMITTEE'S REVIEW OF THE REPORT	i-xxii
COMMISSIONER'S REPORT	i
Accompaniments	
1 GENERAL	1-6
Report of the Chief Complaints Officer	6
Report of the Manager, Birla Kreedra Kendra	6
Report of the Executive Engineer (Vigilance)	6
2. FINANCIAL :—	
Report of the Chief Accountant, with Appendices	7-80
3. REVENUE :—	
Report of the Assessor and Collector	81-90
4. ELECTIONS :—	
Report of the Dy. Assessor and Collector (Octroi)	91
5. PUBLIC WORKS :—	
Report of the Dy. Project Engineer—Water Supply	93-102
6. REPORT OF THE CITY ENGINEER	103-162
7. ADMINISTRATIVE OFFICER (ESTATES)	163-176
8. WATER WORKS :—	
Report of the Hydraulic Engineer	177-204
9. FIRE BRIGADE :—	
Report of the Chief Officer	205-213
10. GARDENS :—	
Report of the Superintendent	215-216
11. VICTORIA AND ALBERT MUSEUMS :—	
Report of the Curator	217
12. MUNICIPAL LIBRARIES	219
13. CENTRAL STORES :—	
Report of the Controller of Stores	221-224
14. LICENCES, SHOPS AND ESTABLISHMENTS :—	
Report of the Superintendent	225-232
15. MARKETS AND SLAUGHTER HOUSES :—	
Report of the Superintendent	233-236
16. PRINTING PRESS :—	
Report of the Manager	237-239
17. SETH G. S. M. COLLEGE AND K. E. M. HOSPITAL :—	
Report of the Dean	241-261
E. N. T. HOSPITAL :—	
Report of the Asstt. Medical Officer	263-264
18. BAI YAMUNABAI L. NAIR CHARITABLE HOSPITAL AND TOPIWALA NATIONAL MEDICAL COLLEGE	265-278
19. NAIR HOSPITAL DENTAL COLLEGE	279-280
20. L. T. MUNICIPAL GENERAL HOSPITAL, SION, AND ANNAPURNABAI DESHMUKH HOSPITAL FOR WOMEN	281-286
21. GROUP OF T. B. HOSPITALS, SEWRI	287-288
22. LEGAL :—	
REPORT OF THE SOLICITOR TO CORPORATION	289
23. EDUCATION :—	
Report of the Education Officer	291-300
24. LABOUR :—	
Report of the Labour Officer	301-304
25. Public Relations Officer	305
26. Mahatma Gandhi Memorial Olympic Swimming Pool	307
27. Report of the Administrative Officer (Enquiries)	309-311
28. Report of the Editor, the Bombay Civic Journal	313
29. Report of the Organizer and Methods Officer	315-316
30. PUBLIC HEALTH :—	
Report of the Executive Health Officer	317-350

**REVIEW OF THE STANDING COMMITTEE OF THE ADMINISTRATION
REPORT OF THE MUNICIPAL COMMISSIONER FOR GREATER
BOMBAY FOR THE YEAR 1969-70.**

The Administration Report submitted by the Municipal Commissioner, gives in detail the working of the various Municipal Departments, for the year 1969-70.

CORPORATION.

2. Shri J. K. Joshi was elected Mayor of Bombay for the year under report and he continued to hold that Office throughout the year. Dr. A. U. Memon, was the Chairman of the Standing Committee, Shri H. W. Chogle was the Chairman of the Improvements Committee and Shri N. D. Mehta was the Chairman of the Education Committee for the year under report and they continued to hold their respective offices throughout the year.

Shri J. B. Shah, Municipal Councillor from Ward No. 22 expired on 20th November 1969 and in the Bye-election held to fill in the vacancy Shri J. G. Kajarja was elected a Member of the Corporation from 8th May 1970.

A change in the personnel of the Improvements Committee was the appointment of Shri C. R. D'Cruz as the member of that Committee from 17th April 1969 *vice* Shri L. P. Pujari resigned on 17th April 1969.

The changes that took place in the personnel of the Education Committee were the appointment of (i) Shri P. M. Indulkar as a member of that Committee from 17th April 1969, *vice* Shri M. A. Khandwani resigned; (ii) Shri M. T. Vairagi, as the member of the said Committee from 28th April 1969, *vice* Shri M. S. Khanolkar resigned on 28th April 1969; (iii) Shri V. G. Wandrekar as member of the said Committee from 9th May 1969, *vice* Shri J. Y. Singhania resigned on 9th May 1969; (iv) Shri J. B. Shah as the member of the said Committee from 7th July 1969 *vice* Smt. Deviben S. Dalal resigned on 23rd June 1969. Shri J. B. Shah expired on 20th November 1969 and Shri H. M. Bhatt was appointed as the member of the said Committee from 19th January 1970 *vice* Shri J. B. Shah expired on 20th November 1969.

Commissioner.

3. Shri J. H. Patwardhan, from 1-4-1969 to 15-4-1969; Shri S. M. Y. Sastry, from 16-4-1969 to 6-5-1969 and again from 13-10-1969 to 1-11-1969; Shri J. B. D'Souza from 7-5-1969 to 12-10-1969 and from 2-11-1969 to 24-3-1970 and Shri C. Soares, from 25-3-1970 to 31-3-1970 held the post of Municipal Commissioner during the year under report.

Complaints Section.

This Section dealt with the complaints concerning Municipal Services received from the public about repairs to buildings, water supply, drainage, sanitation, etc., Complaints were referred to the departments concerned, systematically followed up and the complainants were contacted, if required in order to see that their grievances were redressed within a reasonable time. The total number of complaints registered and followed up by the Central Control Room during the year under report was 12,650. The Standing Committee finds that the Administration has not effected economy in the cost by substituting complaints officers by complaint clerks.

Birla Kreedha Kendra.

This multi-purpose recreational centre was reserved by the public for various cultural activities.

Documentaries and demonstrations of the electric toy trains, etc., were shown free of charge to the visitors to the Children's Halls on the first floor on all days between 4 p.m. and 7 p.m. except Sundays and Public Holidays. A Bal Bhavan Centre is also started at this Kendra.

Special Technical Unit.

The Executive Engineer (Vigilance) is in charge of the Special Technical Unit attached to the Municipal Commissioner's Office. This Unit supervises the construction works in progress and exercises control over construction jobs for quality control and investigates various complaints of serious nature connected with Engineering Branch received from the public, etc. The Unit also functions as a co-ordinating agency of the work of different Branches of Engineering Department, etc. The Unit also pays surprise visits to Wards and

checks maintenance jobs carried out under the supervision of Ward Maintenance Engineers. It also assists the Municipal Commissioner, the Dy. Municipal Commissioners, the City Engineer and other Heads of Departments in all technical matters, etc. This Unit inspected 262, 88 and 56 works in respect of building construction, road construction and drainage construction, respectively ; visited 251 private properties ; attended 8 rounds of Works Committee (Suburbs).

FINANCIAL.

4. The financial transactions have resulted in a deficit of Rs. 26.21 lakhs at the end of the year instead of the anticipated deficit of Rs. 1,72.33 lakhs. This was due to the fact that the actual expenditure decreased by Rs. 4,53.79 lakhs over the Revised Budget Estimates while the income decreased by Rs. 3,07.67 lakhs over the revised budgeted amount.

Variation in Income and Expenditure.

5. In preparing the Budget Estimates for the year under report, an Opening Cash Balance of Rs. 2,89.46 lakhs was estimated. On the final closing of the accounts for the previous year, the actual Opening Balance for the year under report amounted to Rs. 3,94.57 lakhs. The total income budgeted for was Rs. 45,08.24 lakhs, while the actual realizations amounted to Rs. 45,98.78 lakhs. On the expenditure side, the amount budgeted for was Rs. 43,56.65 lakhs whereas the actuals of expenditure were Rs. 46,24.99 lakhs.

Loan Funds.

6. The Opening Balance on 1st April 1969 on account of Loan Funds excluding the Trust Fund was Rs. 5,04.02 lakhs for the City, and the opening deficit on 1st April 1969 for the Suburbs on account of Loan Funds and Trust Funds was Rs. 1,93.44 inclusive of Trust Fund and Rs. 1,77.23 lakhs for the Extended Suburbs exclusive of Trust Fund. Loans aggregating to Rs. 12,33.39 lakhs for the City, Rs. 1,10 lakhs for the Suburbs and Rs. 82.50 lakhs for the Extended Suburbs were raised during the year.

The total Loan Funds available for expenditure during the year were Rs. 17,70.25 lakhs for the City, Nil for the Suburbs and Nil for the Extended Suburbs, the financial position remaining in deficit. The deficit was reduced by raising loans amounting to Rs. 2.63 lakhs for Suburbs and Rs. 1.86 lakhs for Extended Suburbs.

The actual expenditure amounted to Rs. 6,56.44 lakhs for the City, Rs. 1,80.27 lakhs for the Suburbs and Rs. 91.56 lakhs for the Extended Suburbs on Capital Works as against the budgeted figure of Rs. 15,79.53 lakhs for the City, Rs. 2,46.77 lakhs for the Suburbs and Rs. 99.74 lakhs for the Extended Suburbs.

Sinking Funds.

7. The Book Value of investments of the Sinking Funds at the close of the year amounted to Rs. 22,21.66 lakhs for the City, Rs. 5,48.02 lakhs for the Suburbs and Rs. 1,40.43 lakhs for the Extended Suburbs, made up of the book value of securities and the amounts in cash with the State Bank of India. Valuing the Municipal and Improvement Trust Debentures at par, the market value of the Sinking Fund Investments held on 31st March 1970 came to Rs. 22,19.21 lakhs for the City, Rs. 5,45.73 lakhs for the Suburbs and Rs. 1,40.28 lakhs for the Extended Suburbs. The total amount of Sinking Fund thus inclusive of the interest accrued and cash with the Bank came to Rs. 22,42.25 lakhs for the City, Rs. 5,55.90 lakhs for Suburbs and Rs. 1,42.46 lakhs for the Extended Suburbs, the excess in the Sinking Fund Account being Rs. 1,57.32 lakhs for the City, Rs. 45.83 lakhs for the Suburbs and Rs. 6.70 lakhs for the Extended Suburbs, respectively.

Improvement Schemes Account, General Account, Income and Expenditure.

8. The total income for the City for the year amounted to Rs. 2,51.95 lakhs against Rs. 2,17.78 lakhs for the previous year, showing a net increase of Rs. 34.16 lakhs. The increases were in respect of (1) Rent and other proceeds of properties Rs. 16.67 lakhs ; (2) Contribution from Municipal Corporation Rs. 20.70 lakhs ; (3) Interest and Profit on Investments Rs. 3.40 lakhs ; (4) Miscellaneous Receipts Rs. 2.61 lakhs, counter-balanced by decrease under Grant-in-Aid from Government for meeting the deficit in the General Account Rs. 9.22 lakhs.

The total expenditure for the City for the year, viz., Rs. 2,33.07 lakhs as against Rs. 1,94.83 lakhs for the previous year, showed an increase of Rs. 38.24 lakhs on that of the previous year. This is made up of increase of Rs. 33.83 lakhs under maintenance of properties and streets and Rs. 4.41 lakhs under Debt Charges.

The surplus of Rs. 18.87 lakhs in General Account is transferred to Capital Account.

Loan Account.

The loan liability for the City, at the beginning of the year was Rs. 79,47.34 lakhs. The repayment of loan during the year under report was Rs. 228.97 lakhs of which Rs. 26.95 lakhs were repaid to Government Rs. 1,76.29 lakhs to the debenture holders and Rs. 25.72 lakhs to different Special Funds. The outstanding liability on loan account at the close of the year stood at Rs. 89,51.77 lakhs.

The loan liability for the Suburbs at the beginning of the year was Rs. 14,06.28 lakhs. The repayment of loan during the year under report was Rs. 60.57 lakhs. The outstanding liability on loan account at the close of the year stood at Rs. 14,55.71 lakhs.

The loan liability for the Extended Suburbs at the beginning of the year was Rs. 462 lakhs. The repayment of loan during the year under report was nil. The outstanding liability on loan account at the close of the year stood at Rs. 5.44 lakhs.

Capital Account.

The year began with an Opening Balance of Rs. 66.26 lakhs. In the course of the year, receipts on account of Sale Proceeds of Lands and Buildings amounted to Rs. 3.01 lakhs. The total funds thus available were Rs. 69.26 lakhs. The total expenditure incurred amounted to Rs. 33.86 lakhs. The surplus in General Account for the year which amounted to Rs. 18.87 lakhs, was transferred to the Capital Account. The unspent balance at the close of the year was Rs. 54.27 lakhs.

The actual expenditure during the year on schemes amounted to Rs. 33.86 lakhs as against the Revised Estimates of Rs. 85.25 lakhs including Rs. 0.19 lakhs on account of the cost of Management and Establishment.

Sinking Fund in Improvement Schemes Account.

The amount of Sinking Fund on 31st March 1970 was Rs. 7,31.07 lakhs including cash with the State Bank of India. Valuing the Municipal and Trust debentures at par, the market value of Sinking Fund Investments at the end of the year under review amounted to Rs. 7,33.52 lakhs. This together with interest accrued upto 31st March 1970, viz., Rs. 1.35 lakhs and cash with the State Bank of India brought the total amount of Sinking Fund to Rs. 7,34.87 lakhs against Rs. 5,63.70 lakhs, the amount to which the Sinking Fund should have accumulated at the close of the year. The excess in the fund thus amounted to Rs. 1,71.16 lakhs.

The Gross Capital Liabilities of the Improvement Schemes in the City stood at Rs. 15,89.71 lakhs at the close of the year under review and the assets at Rs. 39,12.72 lakhs including the book value of funds comprised in Schedules 'W' and 'X', resulting in a Surplus of Rs. 23,23.01 lakhs.

General Account, Slum Clearance—City and Suburbs.

The total income during the year under Slum Clearance, City Section, amounted to Rs. 16.59 lakhs against Rs. 15.98 lakhs in the previous year showing a net increase of Rs. 0.60 lakh. This is made up of increase of Rs. 0.55 lakh under Rent and other proceeds of properties and increase of Rs. 0.05 lakh under Interest and Profit on investments.

The expenditure on this account during the year amounted to Rs. 23.14 lakhs consisting of Rs. 6.70 lakhs on Maintenance of Properties and Streets and Rs. 16.44 lakhs on Debt Charges resulting in a deficit of Rs. 6.55 lakhs at the close of the year which was made good from the Capital Account.

The total income during the year under Slum Clearance Suburban Section, amounted to Rs. 4.88 lakhs as against Rs. 3.97 lakhs in the previous year showing a net increase of Rs. 0.91 lakh. This is made up of increase of Rs. 0.41 lakh under Rent and other Proceeds of Properties and Rs. 0.49 lakh under interest and profits on investment and Rs. 0.01 lakh under Miscellaneous Receipt.

The expenditure during the year on this account amounted to Rs. 17.49 lakhs made up of Rs. 1.05 lakhs under Maintenance of Properties and Streets and Rs. 16.44 lakhs under Debt Charges. The net deficit of Rs. 12.61 lakhs was transferred to Capital Account.

Capital Account, Slum Clearance—City.

The Opening Balance under Capital Account, Slum Clearance City, on 1st April 1969 was Rs. 38.08 lakhs. An amount of Rs. 1.80 lakhs was received from Government as loan. An amount of Rs. 1.16 lakhs was received from the Government as Subsidy. Thus the total funds available for expenditure amounted to Rs. 41.04 lakhs, against which the expenditure incurred during the year amounted to Rs. 9.39 lakhs. The deficit in the General Account amounting to Rs. 6.55 lakhs was transferred to Capital Account. The unspent balance at the close of the year stood at Rs. 25.09 lakhs.

The Standing Committee view with concern such large amount remaining unspent in this account here as also in the Suburban Sections especially when the Housing problem is very acute and hope that efforts are made to utilise all Fund assigned for this purpose within the scheduled time.

Capital Account, Slum Clearance—Suburbs.

The Opening Balance under Capital Account, Slum Clearance, Suburbs, on 1st April 1969 was Rs. 38.35 lakhs. An amount of Rs. 1.76 lakhs was received as Sale Proceeds of Lands and Buildings. The total funds available for expenditure thus amounted to Rs. 40.11 lakhs against which expenditure incurred during the year amounted to Rs. 4.07 lakhs and deficit in the General Account amounting to Rs. 12.61 lakhs was transferred to the Capital Account leaving an unspent balance of Rs. 23.44 lakhs.

Education Fund.

9. The actual income for the year amounted to Rs. 8,35.22 lakhs resulting in an increase of Rs. 60.22 lakhs on the Budget Estimates and of Rs. 4.71 lakhs on the Revised Estimates. The rate of Education Cess was continued at 2½ per cent. of rateable value on buildings and lands, the rateable value of each of which was not less than Rs. 300 per annum and 2 per cent. of the rateable value on buildings and lands, the rateable value each of which was less than Rs. 300 per annum but not less than Rs. 75 per annum.

That total expenditure for the year amounted to Rs. 8,19.56 lakhs against the Budget Estimates of Rs. 8,43.41 lakhs.

The Opening Balance on account of Loan Funds excluding Trust Funds on 1st April 1969 was Rs. 40.87 lakhs. A new loan of Rs. 50 lakhs was proposed for 1969-70 but actually a loan of Rs. 27.50 lakhs was raised during the year. The total loan funds thus available amounted to Rs. 68.37 lakhs against which expenditure booked on loan funds amounted to Rs. 59.40 lakhs. The closing balance at the end of the year in loan funds amounted to Rs. 8.97 lakhs.

The percentage of actual expenditure on Loan Works to the Loan Funds available was 87.

Taxation, Demands, Collection and Outstanding.

10. During the year under report, the rates of taxation in the City, Suburbs and Extended Suburbs remained the same as in the previous year. The rates of taxation thus stood as follows :—

General Tax (including Fire Tax) at 24½ per cent. Water Tax at 4½ per cent. and Halalkhore Tax at 3½ per cent. Tax on vehicles and animals was levied at the maximum rates mentioned in Schedule 'G' of the Bombay Municipal Corporation Act. Rates charged for the supply of water by meter measurement ranged between Rs. 1.70 to Rs. 10 per 10,000 litres according to the class of properties.

The net demand in respect of State Education Cess in the City, Suburbs and Extended Suburbs was for Rs. 101.43 lakhs, 42.21 lakhs and 17.72 lakhs, respectively, while the collections amounted to Rs. 81.73 lakhs, 23.53 lakhs and 9.62 lakhs, respectively.

On the Assessment Register at the close of the year, there were 84,087, 75,328 and 40,444 properties in the City, Suburbs and Extended Suburbs, respectively. 2,474 properties in the City, 2,446 in the Suburbs and 1,491 in the Extended Suburbs were newly assessed to General Tax, while 3,497 properties in the City, 1,861 in the Suburbs and 764 in the Extended Suburbs were exempted from the General Tax during the year under report.

The total number of properties in the City, Suburbs and Extended Suburbs accounted for as newly assessed, demolished and enlarged during the year was 4,118, 3,962 and 2,610, respectively.

The rateable value of all properties in the City on 31st March 1970 was Rs. 46,20,11,753 in the City ; Rs. 18,65,45,100 in the Suburbs and Rs. 7,97,32,991 in the Extended Suburbs as against Rs. 43,14,65,410, Rs. 16,96,40,516 and Rs. 7,26,67,459 in the preceding year. It worked out to Rs. 125.07, Rs. 134.98 and Rs. 174.09 per head of population as per the census of 1961, against Rs. 141.32, Rs. 123.80 and Rs. 151.40 in the preceding year.

Wheel Tax in respect of hack-victorias, labour carts and hand carts was levied at the same rates as of the previous year.

The total number of bills in respect of property taxes and Wheel Tax issued during the year was 1,43,161 and 2,94,391, respectively for the City, 1,50,688 and 14,926 for the Suburbs and 80,627 and 13,272 for the Extended Suburbs. The total number of bills for water charges by meter measurement issued during the year by the Hydraulic Engineer was 38,324 for the City, 67,616 for the Suburbs and 21,518 for the Extended Suburbs. As regards property taxes, out of the net demand of Rs. 22,77,07,498 an amount of Rs. 18,19,83,427 was collected leaving the amount of Rs. 4,57,24,041 as outstanding, percentage of which to net demand comes to 79.92 for the City ; the figures for Suburbs for net demand and collection stood at Rs. 12,87,50,299 and Rs. 6,88,48,194 leaving the balance at Rs. 5,99,02,105 as outstanding and percentage at 53.47. The net demand and collection in the Extended Suburbs stood at Rs. 4,78,84,653 and Rs. 2,28,64,953 leaving the balance at Rs. 2,50,19,700 and percentage at 47.25.

In the case of Wheel Tax in the City, the net demand was for Rs. 2,34,42,064 and the amount collected was Rs. 84,77,823 thus leaving an amount of Rs. 1,49,64,241 as outstanding the percentage of which to net demand comes to 36.17. As regards Suburbs and Extended Suburbs, the net demand was Rs. 64,57,211 and Rs. 12,66,160, the collection at Rs. 15,48,503 and Rs. 3,52,123 thus leaving an amount of Rs. 49,08,708 and Rs. 9,14,037 as outstanding, respectively and the percentage at 24 and 27.81, respectively.

3,196, 3,247 and 3,027 complaints in respect of rateable values of the properties in the City, Suburbs and Extended Suburbs, respectively, were disposed of during the year under report. There were 116, 107 and 382 appeals against the rateable value during the year under report in the City, Suburbs and Extended Suburbs, respectively, out of which 104, 76 and 366 remained pending at the close of the year.

The Urban Immovable Property Tax.

This tax was abolished from 1st April 1963. The arrears of the tax as on 1st April 1969 were Rs. 8,42,313, Rs. 4,97,508 and 3,29,634 for the City, Suburbs and Extended Suburbs, respectively. Out of this amount, a sum of Rs. 51,387, Rs. 69,066 and Rs. 38,708, was collected.

Theatre Tax.

11. There were in all 44 Class I and 18 Class II Cinema Theatres in the City and 24 and 8. Cinema Theatres in Suburbs and Extended Suburbs, respectively, out of which 16 and 8 were Class I Cinema Theatres and the remaining were Class II Cinema Theatres. The tax was generally received regularly. Theatre Tax was also recovered in respect of various dramatic performances, dances, variety entertainments, etc., held at various places in Greater Bombay where admission was on payment.

The total income derived by way of Theatre Tax during the year under report was Rs. 7,34,167.87 in the City, Rs. 2,39,859.00 in the Suburbs and Rs. 1,38,482.00 in the Extended Suburbs.

The Standing Committee note with concern the high percentage of outstanding of property taxes especially in Suburbs and Extended Suburbs and Wheel Tax in general and hope that vigorous efforts will be made and if necessary, the collection machinery remodelled in order to reduce the outstandings to the minimum possible extent as the revenue collection is the mainstay of Municipal finance and hence also of the Civic Administration of this Great City.

OCTROI.

12. The same rate of Octroi as specified in the Octroi Schedule 'H' to the B. M. C. Act as amended, continued for the year under report except in respect of 6 items of goods. The gross collections from Octroi during the year under report amounted to Rs. 14.25 lakhs as against Rs. 11.62 lakhs in the preceding year. The amount refunded during the year under review was Rs. 1.84 lakhs as against Rs. 1.58 lakhs, in the previous year. Octroi gave a net revenue of about Rs. 12.40 lakhs as against Rs. 10.04 lakhs in the previous year. The total number of claims for refund was 77,501 as against 66,291 in the previous year.

Fees for stamping sugar bags, tea cases, etc., amounted to Rs. 1.05 lakhs as against Rs. 1.17 lakhs in the preceding year.

The Standing Committee is of the view that Octroi Schedule should be enlarged and broad-based to cover a number of other items. The Standing Committee also feels that with vigilant efforts, revenue from this source could yet be increased.

Elections.

13. Due to the death of Shri J. B. Shah, the Municipal Councillor elected from Ward No. 22 (Mandvi) on 20th November 1969, the By-election was held on 8th May 1970, to fill up the casual vacancy and Shri J. G. Kajriya was declared elected at the said By-election.

VAITARNA-CUM-TANSA SCHEME.

14. The various works under this Scheme have been completed since long and only correspondence for transfer of Government lands was in progress during the year under report.

MASTER PLAN FOR THE DISTRIBUTION OF WATER SUPPLY.

The work of construction of the Ravli Hill Reservoir has been suspended due to deep fissure, observed in the foundation and investigations for obtaining suitable foundations are in progress in consultation with the Consulting Engineer. The final report on investigations and the recommendations from the Consulting Engineers were awaited. The work of construction of Reservoir at Powai Hill (High Level), was at stand still from 7-1-1969 as the contractors Messrs. Chaturbhuj Liladhar & Co., showed their inability to carry out the work the contract was terminated and the work of construction of Powai (Low Level) was completed on 16-2-1970 and the construction on work of Bhandup Ghatkopar Hill Reservoir, was in progress during the year.

The Standing Committee desire that all the Reservoirs should be completed and commissioned expeditiously in order to ensure equitable distribution of water supply and avoid hardships to citizens receiving supply, at odd hours at present.

Dahisar River Project.—The lands acquired for the Project were still in the possession of the Corporation and it was proposed to return the lands back to the Government through Collector, B. S. D. from whom these were taken over, as the project was abandoned.

Upper Vaitarna Scheme.—The work of preparing formation for pipeline awarded to various Contractors were in progress. The work of fabricating pipes and specials has been entrusted to Messrs. Indian Hume Pipe Co. Ltd. The major work of fabricating was done at a new factory constructed by Messrs. The Indian Hume Pipe Co. Ltd., at Pogaon, Bhiwandi. The cost of the work executed by Messrs. The Indian Hume Pipe Co. Ltd., Messrs. The Richardson & Cruddas Ltd., and Messrs. Vikhroli Metal Fabricators Ltd., construction started in their existing factories was Rs. 17,72,000.00.

BHATSAI SCHEME.

After discussion of the detailed report of Messrs. Binnie and Partners (India) Ltd., the Consulting Engineer appointed by the Government of Maharashtra, with the World Bank, it was decided that the Bhatsai Source should be developed as a river regulating scheme, and the Government should construct and operate the head works and the Corporation should construct and operate the water supply part. As the world Bank also approved scheme for giving Finance assistance. Negotiations with Messrs. Binnie and Partners India Ltd., for appointing them to prepare a detailed report for appraised by the World Bank for Loan assistance was in progress for this work.

ULHAS RIVER SCHEME.

The Government of Maharashtra permitted the Corporation to draw surplus water from Ulhas River. The Corporation executed the Scheme at a total cost of Rs. 2,88,70,000 which consists of pumping about 90 Mega litres of raw water from Ulhas River. Construction of 2nd Pump House at Pogaon, Staff quarters and store shed at Kalyan-Bhiwandi Bridge and approach road to Pump House at Pogaon was entrusted to Messrs. V. K. am Construction Co. at a cost of Rs. 10,97,776.05 and the work was completed during the year.

Planning Section, Public Works.

15. The Architectural Planning Branch for the City, Suburbs and Exended Suburbs prepared in all 132 contract Plans, 122 Colth Tracings, 24 Block Estimates and 52 Detailed Estimates in connection with different building works including (housing in Greater Bombay) costing Rs. 93,27,325 and Rs. 90,06,653.75, respectively.

On account of rock-fall at Malbar Hill area on 6th September 1969 the Municipal Corporation was appointed as Central Agency to carry out protective measures. The execution of works were in progress during the year under report.

Municipal Properties.

16. The total number of buildings and other properties both Municipal and *ex-Trust* maintained by the Maintenance Branch during the year, was 7,676 as against 10,281 in the previous year. The amount spent on 176 buildings in the Suburbs and 49 in the Extended Suburbs for such works was Rs. 2,59,887 and Rs. 24,486.40, respectively. The work of up-keep and maintenance of buildings including school buildings was carried out partly by contracts and partly by departmental agency at a cost of about Rs. 33.91 lakhs in the City and Rs. 1.00 lakh in the Suburbs and the Extended Suburbs.

Construction.

During the year under report works estimated to cost Rs. 235 lakhs were completed. Works estimated to cost Rs. 508 lakhs were in progress.

Private Buildings.

17. During the year, 1,011 applications were received for the construction of new buildings or additions and alterations to the existing ones. The total number of new buildings constructed by private enterprise during the year was 184 of which 101 were residential and 83 non-residential; 20 buildings were constructed by Co-operative Societies. If proper encouragement and guidance is given, the Standing Committee is confident that the Co-operative Housing will be of great help in solving the baffling housing problem. The Standing Committee is of the view that if incentive is given in the form of concession in taxes, it would serve as an impetus for building activities.

In the case of dilapidated houses, the issue of notices and launching of prosecutions continued as before. 6694 Notices were issued for repairs and/or removal of unsafe buildings. In deserving cases, where the owners resorted to delaying tactics or refused to comply with Municipal requisitions, authorisations under Section 499 of the Act, were given to tenants to carry out repairs works and to recover reasonable expenses incurred by them from the rents. In 68 cases such authorities were given during the year as against 126 in the previous year and 1,574 tenants took advantage of it as against 1,472 during the last year.

In 215 cases, departmental action had to be taken to pull down unsafe portions of buildings in the interest of public safety, as the owners failed to comply with the Municipal Requisitions meeting the cost in the first instance from the special provision made for the purpose in the Budget and an expenditure of Rs. 2,05,291.49 was incurred therefor.

During the year 126 buildings or portions thereof collapsed. The total number of persons injured were 68 and those killed was 10. The estimated damage to property was Rs. 5,09,530.

Slum Clearance, Housing and Land Acquisition.

18. The various works under the Slum Clearance Schemes during the year were in progress.

Clearance of Municipal Slums.—By the end of the year, 17 slums were cleared and redeveloped. Clearance and re-development of 5 slums in stages was in progress.

Tenements under the Government of India's Subsidised Slum Clearance Scheme.—Under the Scheme, 5,968 tenements were sanctioned. Out of these, 372 tenements were completed during the year, bringing the total number of tenements completed upto 31st March 1970 to 4,747. Construction of 373 tenements was in progress during the year under review.

Financial Assistance from Government under subsidised Slums Clearance Schemes.—The Corporation have received Rs. 1.80 lakhs by way of loan and Rs. 1.15 lakhs by way of subsidy from the Government during the year under report. The Corporation has thus so far received Rs. 123.88 lakhs by way of loan and Rs. 146.98 lakhs by way of subsidy upto 31st March 1970.

Drainage and Sewerage.

19. *Dadar Purification Works.*—The working of the sewage Purification works was satisfactory throughout the year. The plant pumped 11,359 M. litres of sewage as against 11,211 M. litres in the previous year.

Love Grove Pumping Station and Purification Works.

The working of the old and new pumping stations was satisfactory during the year under report. The old pump house pumped out 43,559 M. litres of sewage directly to sea and the new pump house discharged in all 1,23,421.62 M. litres of sewage.

Dharavi Purification Works.

The sludge gas was supplied fairly continuously to all the consumers except during January 1970 due to construction work of additional treatment plant.

Pumping and Compressor Stations and Ejectors.

All the sewage pumping and compressor stations worked satisfactorily during the year. Sewage from the sewerage system of the City was pumped through all pumping stations.

The work of cleansing pipe sewers, storm water drains and open drains were attended to.

Transport.

20. During the year 226 motor vehicles and 288 trailers were in commission in the City and 219 vehicles and 8 trailers in the Suburbs and Extended Suburbs.

The transport fleet for the removal of refuse consisted of 258 vehicles of different types. As this fleet was not sufficient to cope up with the daily output of refuse, extra vehicles from private agency had to be requisitioned for the removal of refuse. The average collection of refuse in the City worked out to 1,800 tons per day. The Standing Committee has noticed that the vehicles are not kept in proper condition and transport services often break down at inspections, and during delivery of agenda, etc., papers to Councillors.

Repairs and Maintenance of Roads and Footpaths.

21. The total length of roads in the City, Suburbs and Extended Suburbs at the end of the year was 479.06 K.M., and 529.10 K. M. respectively.

The work of maintenance of roads and footpaths was generally satisfactory throughout the year.

The number of street lights maintained in the City was 18420; 10,819 in the Suburbs and 4,279 in the Extended Suburbs at an expenditure of Rs. 86,89,997 and Rs. 32,95,859, respectively.

The lighting of 64 roads was improved with HPMV lamps under the 'All-in-Hire Scheme, 5 roads were provided with new lighting arrangements, and 5 roads were improved with Tungston filament lamps. 2nd October Colony roads were provided with Tungston Filament lamps under Slums Improvements Programme. The Standing Committee is of the view that better maintenance of internal lanes and by lanes needs greater attention of the Administration.

2. Pay and Park car parks were installed at Oval, Mayo Road and at Hospital Lane, Dhobi Talao, during the year under report.

Removal of Town Refuse,

22. As in the past a major portion of the City refuse was transported to Deonar and also at Dharavi for disposal.

The total number of wagons sent to Deonar during the year under report was 16,313 as against 18,747, during the preceding year.

As the number of Municipal wagons was insufficient to transport the huge quantity of city refuse 61 wagons were taken on hire from Western Railway during the year at the charges of Rs. 5.08 per wagon per day.

The cost of maintenance of Mahalaxmi and Chembur Siding was Rs. 49,316.

Town Planning Schemes.

23. The work of preparation of Town Planning Schemes in the City, Suburbs and Extended Suburbs have been brought together and put under the charge of one Executive Engineer.

Within the limits of the City, there are 4 Town Planning Schemes viz., Town Planning Schemes for the Bombay City No. 1 Mandvi and Elphinstone Estate); Town Planning Scheme No. II (Mahim area); Town Planning Scheme No. III (Mahim area); and Town Planning Scheme No. IV (Maim area). Out of the four Scheme the last one had been declared for first variation and the Draft Scheme (I variations) has been submitted to the Government for sanction. Schemes at Sr. Nos. 2 and 3 are also intended to take up for variation.

Conservancy.

24. All roads, footpaths and house gullies were cleaned daily in the morning as well as afternoon. The total refuse collected and removed by engaging stationary as well as mobile traction was 2,77,321 tons in the City, 1,62,887 tons in the Suburbs and the Extended Suburbs.

2,023 actions were taken in Suburbs and Extended Suburbs under the Municipal Act and the Bombay City Police Act during the year for committing nuisance by throwing refuse in the streets or public places or fouling roads by urinating, etc.

There were in all 862 privy seats in the City. The work of removal of night-soil was attended to regularly by 5 cesspool lorries.

There were 373 public sanitary conveniences in the Suburbs and the Extended Suburbs.

The number of basket privies existing in Suburbs and Extended Suburbs was 6,541 as against 6,993 during the previous year and 452 baskets privies were either demolished or converted during the year. In addition there were 3,171 cesspools.

Control of Stray Dogs.—41,225 stray dogs were caught and destroyed, 8,062 pet dogs were licensed and immunization of 392 dogs was carried out at different Anti-Rabic Centres.

The work of immunizing the milch cattle against Rinder Pest was continued. The total number of animals immunized was 42,997 and 22 suspected cases were kept under observation.

In addition to the above, the Conservancy branch, also rendered special conservacny and halakhore services to various circuses, exhibitions, fairs, etc., in the City realising thereby Rs. 3,40,713.49.

9,781 different kinds of tests were made by the Municipal Material Testing Laboratory during the year.

The Municipal Hot Mix Asphalt Plant at Worli was in operation throughout the year except during the monsoon from 8th August 1969 to 30th October 1969. The number of boxes turned out by the main plant and pegson plants were 28,118 boxes and 4,873 boxes, approximately.

The Crushers at Worli worked satisfactorily during the year. The total output was 3,16,400 brass as against 3,199.50 brass in the previous year.

ESTATE AND LAND MANAGEMENT

25. The undeveloped land at present with the Corporation is approximately 494 acres which covers the land at Dharavi Scheme 56. There were no changes in the layout of ex-Trust Estates. Two plots in Municipal Scheme has been disposed of in the year 1969-70.

The total area though available for disposal in Municipal laid out schemes as on 1st April 1970 was about 3,182.30 sq. metres, the same cannot be disposed of as it is required for Municipal purposes. The total number of plots disposed of upto the end of 1969-70 was 4,343 with an area of 52,35,814.64 sq. meters and valued at Rs. 13,52,42,187.

The amount received by way of commutation of ground rent and premium, etc., during the year was Rs. 3,30,012 as against Rs. 3,85,712 in the preceding year.

The collection on account of rents from the permanent chawls during the year amounted to Rs. 26,20,320. The revenue actually collected on account of rents in respect of S. P. Sheds came to Rs. 19,05,461. The figures in respect of slum clearance tenements and acquired premises stood at Rs. 17,99,061 and Rs. 11,24,665, respectively.

36 tenements were constructed at Raoli Labour Camp during the year under report.

180 tenements at Dharavi near Jasmine Mill and 36 tenements were constructed under New Housing Scheme, during the year under report.

The recoveries of the rent in the Squatters' Colonies at Mankhurd and Jogeshwari were Rs. 73,263 and Rs. 31,745 against the demand including the arrears of 12,49,540 and Rs. 5,46,892, respectively and at Palton Road Dormitory amounted to Rs. 48,943 during the year.

During the year under review, the demand and recovery of taxes aggregated to Rs. 73,257 and Rs. 1,12,855, respectively. The arrears due for collection at the close of the year stood at Rs. 6,52,315.

The construction of Industrial Estates has been taken by the Corporation for rehabilitation of Industrial Units required to be shifted from the lands required for Municipal purposes. No new gallas for Industrial Estates were completed during the year under report.

As the practice of recovering the ground rent from the Lessee till the date of payment of commutation amount, instead of recovery of interest was not consistent with the conditions of Lease agreement. The Corporation have granted their general sanction to regularise the previous cases where ground rent was accepted instead of interest.

The Standing Committee desire that the Corporation should maintain their properties in good condition. It is also necessary to check unauthorized works on vacant land tenancies in order to ensure proper use of the land.

WATER SUPPLY.

26. The Tansa, Vaitarna, Vehar, Tulsi and Ulhas were the principal sources of the City's water supply.

The average daily supply to Greater Bombay during the year under report was about 914.15 mega litres as against 940.40 mega litres in the previous year. During the year, the quantity of water supplied to Greater Bombay was 3,33,673.46 mega litres as against 3,43,269.95 mega litres in the preceding year. Supply to the Thana Municipality, etc., was 5,753.79 mega litres as against 5,210.32 mega litres in the previous year. The total quantity of water supplied to bodies outside the limits of Greater Bombay was 12,740.83 mega litres as against 13,119.65 mega litres in the preceding year. Of the total supply to Greater Bombay, a quantity of 2,02,896.47 mega litres or 60.80 per cent., was for domestic purposes as against 2,11,179.60 mega litres or 61.50 per cent., in the previous year. The average daily supply for all purposes per head in Greater Bombay was 160.37 litres, while that for domestic purposes only worked out to 97.50 litres. Percentage of total supply for domestic and other purposes worked out at 60.80 and 24.20, respectively.

During the year under review two pairs of additional openings were provided in the intake tower at levels of 520 ft. T.H.D. and 460 ft. T.H.D. in order to enable the water to be drawn from levels nearer the surface at Vaitarna.

The new service Reservoirs provided at Worli, Golanji Hill, Pali and Veravali High level have been brought partially into use. The reservoirs at Ghatkopar and Powai Low Level are ready. Two of the Reservoirs envisaged under the Upper Vaitarna Augmentation phase of Development viz, one at Boivli and one at Bhandup have also been taken up for construction during the year.

The water from Powai Lake was used for non-potable purposes, viz., Irrigation and Aarey Colony Stables owing to the rather inferior quality of its waters.

The transfer of water from the Alwandi Lake at Upper Vaitarna commenced on 1-10-69 and continued with a few short stoppages.

The total number of water connections was 97,260 in the City, and new connections given were, respectively, 3,776, 1,167 and 5,802, in the City, Suburbs and Extended Suburbs. 331 metered standing pipes were given during the year out of which 245 were given in Suburbs and 86 in the Extended Suburbs. The total number of stand-pipes in the Suburbs and the Extended Suburbs was 2,364.

The system of penalizing industries exceeding their quota allotments had a very salutary effect in curbing the tendency to draw excessively where conditions of supply were favourable.

The number of complaints about short supply, etc., was 44,858, 8,515 and 2,599 in the City, the Suburbs and the Extended Suburbs, respectively.

221, 22 and 49 new properties were metered in the City, the Suburbs and the Extended Suburbs, respectively, during the year. The total revenue derived from water supply by meter measurement was Rs. 4,53,81,398 for the City as against Rs. 4,20,31,828 during the previous year. The total revenue collected from the Suburbs from supply of water by meter measurement was about Rs. 1,95,67,531. The figure for the Extended Suburbs for these items was Rs. 55,17,778.

In order to give interim relief to the consumers whose pumps had gone out of order 15 numbers of pumping sets (1 to 5 H.P.) were maintained and given on hire for short duration. 2 numbers of plastic tanks each of 49,987 litres (11,000 gallons) capacity were also offered on hire to public.

Several proposals for laying water mains for improvement and expansion of the distribution system were forwarded during the year. The Standing Committee, however, feel that further steps are required to be taken to ensure equitable distribution of water till execution of augmentation schemes is over.

Fire Brigade Department.

27. The Bombay Fire Brigade which was taken over by the Government of Maharashtra under the Defence of India Rules with effect from 17th January 1963 was retransferred to the Municipal Corporation of Greater Bombay from 7th July 1968.

During the year, the total number of Fire Stations was 14, viz., 11 in the City proper and 3 in the Suburbs as in the previous year.

The Fire Brigade received during the year 3,246 calls (including City, Suburbs and Extended Suburbs) as against 3,264 calls during the preceding year. Out of these 1747 calls were for actual fires as against 2,010 calls during the preceding year. 638 calls were false alarms of which as many as 403 were due to malicious interference with street alarms as against 316 in the preceding year. 1,008 calls as against 683 in the preceding year were for special services, such as, house collapses, rescue works, etc.

The City was served by 213 fire alarm posts (including 28 private ones).

There were 23 serious fires during the year. The estimated total loss to property damaged by the fire was about Rs. 2,00,85,438 as against Rs. 1,03,71,560 during the previous year. The value of the insurance of properties affected by fire was about Rs. 1,92,39,441 as against Rs. 36,40,516 during the previous year and the total value of the property involved was worth Rs. 2,34.50 crores as against Rs. 4,99.76 crores in the preceding year.

During the year 58 persons lost their lives due to burns of which 16 were men and 42 were women.

124 persons received minor injuries and 23 persons lost their lives in 206 incidents of house collapses during the year.

The approximate quantity of water used in extinguishing fires was 1,81,05,592 litres out of which 1,13,84,365 litres were drawn from Municipal mains, and the rest from the sea, wells, ponds, etc.

The total number of calls for Ambulance Service within the limits of Greater Bombay received during the year was 7250 of which 1069 were for accidents, 936 for maternity cases and 5228 for hire cases.

First-Aid was rendered by the Ambulance staff on 136 occasions as against 224 occasions in the previous year.

The annual maintenance cost of the Fire Brigade Department including the ambulance service but excluding the supervision Charges and Provident Fund, Pension and proportion of General Supervision and Revenue and Debt Charges, etc, was Rs. 36,47,519 as against Rs. 31,70,520 in the preceding year.

PUBLIC GARDENS.

28. During the year under report, the Department maintained 170 sites for public recreation, including 64 Gardens, 7 Fountains, 6 Band Stands, 11 Traffic Islands, 70 Recreation grounds, 4 Statues and 5 Box Hedges in the City, 39 Gardens, 2 Playgrounds, 1 Band Stand and 1 Traffic Island in Suburbs and 10 Gardens, 1 Statue and 1 Band Stand in the Extended Suburbs.

During the year, 135 wild animals, birds and treated were eaten in the Zoo Hospital. The total livestock in the Zoo was 813.

The Garden near Shivaji Park Sea Beach called the Dyaneshwar Udyan, was thrown open to the public on 10th October 1969. 3385 trees were planted on the roadside in the City.

The Standing Committee feels that gardens and open spaces being the lungs of the City development of sites reserved in the Development Plan for such purposes should be undertaken, as early as possible.

VICTORIA AND ALBERT MUSEUM.

29. The total number of visitors, during the year, was 5.45 lacs as against 5.95 lacs in the preceding year.

The amount realised by the levy of admission fee was Rs. 15,193 as against Rs. 15,577 in the preceding year. The total expenditure on the maintenance of the Museum, during the year, was over Rs. 60,039 as against Rs. 45,425 during the preceding year.

MUNICIPAL FREE READING ROOMS AND LIBRARIES.

30. As per Corporation Resolution No. 114, dated the 26th April 1965, 16 Municipal Free Reading Rooms and Libraries out of 23 in Greater Bombay are being managed by the Mumbai Maratai Grantha Sangrahalaya. The total number of new books purchased in Libraries in the City and Suburbs was 383 and 84, respectively, during the year under review and the number of visitors to the Reading Rooms and Libraries in the respective areas was 1.30 lacs, and 0.24 lacs as against 2.27 lacs in the City and 0.24 lacs in the Suburbs, during the preceding year, which indicate fall in number in the City. The income from the Libraries and Reading Rooms in the City and Suburbs stood at Rs. 850 and Rs. 528, respectively.

CENTRAL STORES.

31. The staff set up of the Controller of Stores Office was re-organized during the year under report.

Tenders were invited for the purchase of stores, during the year under report, in 311 cases as against 220 in the previous year and the number of contracts entered into for the various scheduled articles was 513 as against 313 in the preceding year. The number of casual or market enquiries or quotations invited for articles not covered under the schedule was 398 as against 308 in the preceding year. The value of stores and other materials purchased including articles received from other Departments on Return Stores Memo., during the year amounted to Rs. 138.50 lacs as against Rs. 1,39.55 lacs in the previous year.

2937 orders for the purchase of stores against 2,901 in the preceding year were placed with contractors and other dealers. Against these purchases and stock on hand, the consuming departments submitted 24,236 indents and Sales Memo. as against 25,724 in the preceding year. At the close of the year, the department had, on hand, stores of the value of Rs. 57.97 lacs against Rs. 72.21 lacs in the preceding year.

The total amount realised by the sale of unserviceable articles through private offers including mixed scrap amounted to Rs. 2.08 lacs as against Rs. 1.72 lacs in the preceding year.

LICENSE DEPARTMENT.

32. During the year, the amount collected by way of licence fees, permit fees and transfer fees was Rs. 42.01 lakhs.

From the permits issued for exhibiting sky signs, advertisements, etc., the total revenue realised was Rs. 13.39 lakhs in the City, Rs. 2.49 lakhs in the Suburbs and Rs. 0.45 lakh in the Extended Suburbs, the corresponding figures for the last year being Rs. 8.26 lakhs in the City, Rs. 1.96 lakhs in the Suburbs and Rs. 0.41 lakhs in the Extended Suburbs.

The Department instituted 4,100 cases in the City, 1,117 cases in the Suburbs and 691 cases in the Extended Suburbs for offences under Sections 328, 328A, 394 and 412A of the Bombay Municipal Corporation Act. The total amount of fines inflicted was Rs. 2,35,707 in the City Rs. 85,952 in the Suburbs and Rs. 1,04,255 in the Extended Suburbs.

The number of squatters' and hawkers' licences issued were 69,367 in the City, 11,040 in the Suburbs and 399 in the Extended Suburbs. The amount realised therefrom was Rs. 10,77,550 for the City, Rs. 2,46,506 for the Suburbs and Rs. 1,47,129 for the Extended Suburbs, respectively.

The Corporation had appointed a Committee regarding the question of suitably modifying the present policy of issue of hawkers' licences so as to provide more licences to the hawkers in the City (*Vide* C. R. No. 1816, dated the 19th March 1964). Accordingly, new Reserved Areas are created and licences are being issued by the Ward Officers in consultation with the Ward Councillors.

During the year under report, 2,069 auction sales of the articles seized by the encroachment removal staff but not redeemed by the parties were held and amount of Rs. 26,003.79 was realised as against Rs. 23,242.04 last year.

The number of unauthorised hawkers and squatters have been found to be increasing at the every nook and corner of the City, particularly on the footpaths, making it a hindrance to the pedestrians every day. Unless more vigilance is exercised and drastic measures are taken against such unauthorised squatters and hawkers with the help of the Police, the Committee feels that the nuisance would increase, defying solution.

33. The total number of establishments under the various categories including Theatres, etc., on 31st March 1970 was 94,782 in the City, 22,932 in the Suburbs and 12,284 in the Extended Suburbs as against 90,094 in the City, 21,351 in the Suburbs and 10,763 in the Extended Suburbs in the last year.

During the year under report, 11,93, 227 and 80 complaints, respectively, pertaining to City, Suburbs and Extended Suburbs, were received in addition to complaints pending from the preceding year out of which 11,53, 229 and 82 were investigated, leaving 77, 9 and 3 complaints pending at the close of the year.

At the beginning of the year 49,02,776 and 87 prosecutions were pending while 6,750 1,542 and 589 new prosecutions were instituted during the year. Of these prosecutions, 7,837 1,460 and 456 resulted in convictions, 26 and 1 in acquittals and 25 and 4 cases were withdrawn. The number of cases pending at the end of the year was 3,764, 853 and 220. The total amount of fines realised was Rs. 2,76,521, Rs. 50,250 and Rs. 14,355 as against Rs. 2,53,664, Rs. 39,095 and Rs. 10,700 in the previous year.

The total expenditure incurred in the administration of this Act, the Payment of Wages Act, 1936, during the year under report was Rs. 5,67, 416.82, Rs. 1,52,996.05 and Rs. 78,503.90 for the City, Suburbs and Extended Suburbs (exclusive of Provident Fund, Leave Contributions and Supervision Charges) against which a grant-in-aid of Rs. 3,03,459 was received from Government for the year, 1969-70 for meeting part of the expenditure incurred during the year 1968-69.

The total income by way of Registration fees, etc., for the year amounted to Rs. 2,31,942, Rs. 53,712 and Rs. 30,995 for the City, Suburbs and Extended Suburbs, respectively.

170 complaints pertaining to the Payment of Wages Act., in the City, 27 for the Suburbs and 14 for the Extended Suburbs were received. 2 complaints in respect of each City and Suburbs were pending disposal at the close of the year under report.

MARKETS AND SLAUGHTER HOUSES.

34. The total income of the Department for the City, Suburbs and Extended Suburbs, during the year, was Rs. 94.48 lakhs as against Rs. 86.08 lakhs in the previous year showing an increase of Rs. 8.39 lakhs.

During the year there were 60 Municipal and 22 private markets. The number of outside meat shops was 198 in the City, 235 in Suburbs and 62 in Extended Suburbs. The licence fees realised from private markets and outside meat shops were Rs. 79,000 and Rs. 20,400, respectively, in the City. The work of collecting scale fees at the Mahatma Jyotiba Phule Market continued to be carried out departmentally and the revenue collected therefrom amounted to Rs. 13,28.636 as against Rs. 12,25.310 during the previous year.

Surprise raids to detect and prevent the smuggling of animals and contraband meat and unauthorised slaughter as also insanitation and congestion in markets were carried out during the year.

The total number of animals slaughtered during the year in the City was 15,01,935 as against 15,03,038 during the previous year.

Standing Committee feels that construction of additional markets be undertaken expeditiously to cater to the needs of ever-increasing population so that apart from augmenting the revenue of the Corporation the nuisance of squatters can also be minimised by allotting

stalls to them in the markets. The Committee also feels that the markets should be maintained clean and decent so as to attract more visitors and be laid out on the lines of Departmental Stores.

MUNICIPAL PRINTING PRESS.

35. During the year under report, 409 metric tons of paper was purchased. The total number of printing jobs carried out was 10,596 and the number of pages printed was 41,489 as against 14,272 and 39,308 in the preceding year. The total quantity of paper consumed during the year under report was 394½ metric tons as against 412½ metric tons in the previous year.

The transactions of the Press for the year closed with a working deficit of Rs. 32,400 on the total turnover of Rs. 26,54,668 as against the surplus of Rs. 2,26,688 and the turnover of Rs. 26.50 lacs and Rs. 22.19 lacs respectively for previous two years. The labour staff as on 28th February 1970, consisted of 270 workers as against 280 on the 20th February 1969.

The Standing Committee is of the opinion that strict supervision is necessary for efficient working of the Press and defects in its working should be eliminated. The Committee is also of the opinion that speedy steps are necessary to secure machinery and types for Marathi printing. The Committee is also of the view that as the work of printing in Marathi is increasing it is necessary to effect extension to the Existing premises in order to accommodate the Marathi Section of Printing and the executive should take prompt measures for the same.

K. E. M. Hospital.

36. This Hospital has completed 44 years of service. The scheduled bed strength of the Hospital during the year was 1,309. Throughout the year, there was constant overcrowding in the Hospital as usual particularly in the Children Wards and the Medical and Surgical Wards for females. The total number of inpatients admitted during the year was 61,011 as against 57,989 during the preceding year. The average number of days each patient was resident was 10.6 days as against 10.5 days in the last year. The average cost per inpatient per day was Rs. 18.47 as against Rs. 15.71 in the previous year.

The total number of new out-patients treated was 3,45,096 as against 3,42,112 in the previous year. The out-patients attendance including casualty patients during the year came to 6,71,070.

24,411 operations were performed on in-patients and 41,292 operations were performed on out-patients.

The Dr. Jivraj N. Mehta Pharmaceutical Laboratory attached to the Hospital manufactured many injectables viz., 1,06,621 transfusion bottles 500 ml. 11,578 A.C.D. bottles vials, 100, 50 and 10 m. (16 types) 17,451 bottles, bulk injections and sterile solutions (five types) 147 Litres, 366.5 litres stains and solutions for clinical use. The Blood Bank worked satisfactorily and during the year 11,750 Blood samples were supplied for transfusion out of Blood samples Collected; 4,030 were from Voluntary donors and 2,694, from relative donors and 5,026 from professional donors. An amount Rs. 63,043 was paid from the Poor Box Charity Fund on payment to the professional donors.

The Family Planning Centre, which is aided by the Government of India, performed 218 vasectomy operations and 553 Sterilization Operations. The total number of cases registered was 1,200 and the total attendance was 4,213.

2,220 Food Handlers working in hotels and restaurants in the City were referred to the hospital by H.O.'s Department from 1-1-1969 to 31-12-1969 for examination, of which only 1,070 persons attended. 474 persons did not give their stools, etc., for pathological examination and hence their reports were pending.

The total expenditure incurred during the year for the maintenance of the Hospital including liabilities at the end of the year but exclusive of the cost of extension scheme was Rs. 155.44 lacs approximately as against Rs. 1,26.65 lacs in the previous year.

Seth G. S. Medical College.

37. During the year under report, 160 admissions were made. Five students who came from outside India were nominated by the Government of India to the reserved seats and two were taken from Schedule Caste and Backward Class Community. There were in all 1,484 students on the roll, including overseas students.

There are three Hostels attached to the Seth G. S. Medical College. Male students Hostels has 125 rooms accommodation and Ladies Hostel has 36 rooms accommodation and Hostel situated at Naigaum meant for Interns had 44 rooms accommodation.

The different departments of the College and the Hospital, in addition to their normal teaching and departmental works, conducted various researches under the auspices of the Indian Council of Medical Research, Council of Scientific and Industrial Research, K. E. M. Hospital and Seth G. S. Medical College Staff Research Society and through help of some pharmaceutical firms., etc.

The progress of other activities like Library, Museum, Gymkhana, etc., was satisfactory.

E. N. T. Hospital.

38. The Hospital has a provision for 100 beds and all the 100 beds were commissioned for the use of in-patients, during the year under report. The total number of patients admitted in the Hospital during the year was 5,554, out of which 3,429 were cured, 1,739 were relieved, 248 were otherwise discharged, 43 left against medical advice and 18 died leaving 77 patients under treatment in the Hospital at the close of the year. The daily average attendance of out-patients was 241.25.

In all 4,720 operations were performed of which 1,222 were on out-patients and the remaining 3,498 on the in-patients, during the year.

An amount of Rs. 7,331.71 was collected in the Poor Box Charity Fund.

Bai Yamunabai L. Nair Charitable Hospital.

39. The Hospital has an accommodation of 336 beds, fully occupied throughout the year. With the commissioning of the New Hospital Building, the bed strength this being increased from 336 to 667 and has to some extent, lessened the overcrowding in Wards. During the year, daily number of in patients on an average was 618.74 in-patients in the Hospital as against the scheduled bed strength of 667. The total number of in-patients admitted during the year was 26,987 as against 25,519 during the previous year. The total number of in-patients treated was 27,478. The average cost per day per in-patient was 23.85 as against Rs. 20.43 during the previous year.

The total number of out-patients treated was 4,52,775 as against 3,68,568 during the previous year and the average number of out-patients' attendance per day was 1,479.66 against 1,204.47 of the previous year.

Dr. Bhajekar Municipal Hospital at Khetwadi continued to be under the supervision of the Dean, B. Y. L. Nair Charitable Hospital with the scheduled bed strength of 45.

The total expenditure incurred on the maintenance of the Hospital including liabilities amounted to Rs. 76.85 lacs against Rs. 54.78 lacs during the last year.

In the second phase of the expansion programme it is proposed to build a hospital with 300 beds.

A Scheme for conversion of Dr. Bhajekar (Surgical) Hospital into a Burns and Plastic Surgery Hospital is under active consideration.

Topiwala National Medical College.

40. The College had 668 under-graduate students on the roll at the close of the year, out of whom 249 were lady students. Besides, there were 219 post-graduate students including 74 lady students. 70 students including 39 lady students were registered for Diploma Courses of the College of Physicians and Surgeons of Bombay.

The total expenditure incurred on the maintenance of the College amounted to Rs. 20.13 lacs as against 20.70 lacs during the previous year. The total income by way of tuition fees, miscellaneous, etc., receipts amounted to Rs. 3.33 lacs as against Rs. 3.06 lacs during the last year.

1,007 books were added to the Library during the year of which 188 were received by way of presents. The Library had at the end of the year 16,363 books as against 15,492 in the previous year.

Nair Hospital Dental College.

41. During the year under report, 55 students including 16 ladies passed the Final B.D.S. and M.D.S. Examinations of the Bombay University from the College. The College has 97 Dental Chairs, 77 Dental Units and 4 Dental X-Ray Machines and other equipments to give dental treatment on most modern lines and also to facilitate teaching of dentistry. During the year, 85,433 patients were treated both in the morning and in the evening clinics as against 81,243 during the previous year. 23,254 municipal school children were treated in the clinics. The total expenditure incurred was Rs. 8.63 lacks as against Rs. 8.71 lacks in the preceding year and the total revenue was Rs. 1,74,625 against Rs. 1,72,247.80 during the preceding year.

1001 Sets of the upper and lower Artificial Teeth, 714 Partial Sets of Teeth, and repairs to 289 Sets of Teeth were given free to poor deserving patients from the Poor Box Fund.

**Lokmanya Tilak Municipal General Hospital, Sion, and Bai Annapurnabai
Deshmukh Hospital for Women and The Lokmanya Tilak Municipal
Medical, College Sion.**

42. The bed accommodation of the Hospital was 507 (447 non-paying, 50 part-paying and 10 reserved for B. E. S. & T. Employees). 1,40,541 patients were admitted for indoor treatment during the year as against 39,346 during the preceding year. The daily average number of in-patients was 879.7 as against 843.9 in the preceding year. The average number of days each patient was resident was 7.9 as against 7.8 during the preceding year.

The total average cost per day per in-patient was Rs. 21.37 as against Rs. 20.25 in the preceding year. The highest number of in-patients attendance on a single day was 988.

The total number of new out-patients was 2,03,202 with a daily average of 664.15 as against 2,03,988 and 668.8, respectively, in the preceding year. The total number of out-patients attendance was 4.12 lakhs. The highest number of out-patients attendance on a single day was 1,711 as against 617.07 in the preceding year.

The Paying Bed Scheme which started from 1st September 1951 worked satisfactorily. The number of patients admitted in the General and Special rooms during the year was 1,112 as against 1,213 during the preceding year.

A section of speech therapy was started during the year under report.

The approximate total expenditure during the year under report was Rs. 77.33 lakhs as against Rs. 54.53 lakhs in the preceding year.

The Lokmanya Tilak Municipal Medical College attached to this Hospital which was started in November 1964 entered into its sixth academic year. The College has a strength of 347 students.

Group of T. B. Hospital, Sewri.

43. The total number of beds for T. B. patients at the Corporation's disposal was 1,318 viz., Group of T. B. Hospitals, Sewri, 830 (30 beds were added during the year under report). Isolation Centre attached to the Ramkunwar Daftary T. B. Clinic, Dadar, 88, and Sarvodaya Hospital, Ghatkopar, 400 (reserved for the Corporation). The total number of patients treated was 7,349 as against 6,879 during the previous year. Of these 5,596 were discharged as improved, 398 were non-Tuberculosis cases, 719 left prematurely against advice, 641 died and 808 remained under treatment at the close of the year. Mortality figures revealed high incidence in the age group of 26-30 years. The ratio of death percentage of the total number of patients treated was 9.5. Major lung operations were performed in 700 cases.

As many as 2,895 patients attended the follow-up examination for check-up after discharge from the Hospitals, during the year.

The total expenditure on Group of T. B. Hospitals, Sewri, was Rs. 6,06,298 during the year. The average expenditure per patient per day was Rs. 14.59 as against Rs. 13.69 in the previous year.

The expenditure incurred during the year by the Corporation for treatment, etc., at the Sarvodaya Hospital, Ghatkopar, was Rs. 19.24 lakhs as against Rs. 11.77 lakhs for the previous year. The expenditure incurred by the Corporation on the 4 T. B. Clinics attached to G. T. B. Hospitals was Rs. 9,14,747. The total expenditure thus incurred by Corporation on Tuberculosis Services amounted to Rs. 69,77,728.

Legal Department.

44. During the year under report, the Department continued to attend to contested matters and other legal proceedings in the Supreme Court, the High Court, the City Civil Court, the Small Causes Court and the Police Courts as also to other legal matters. During the year, the Department received 34,834 files as against 30,316 during the preceding year.

Education.

45. At the close of the year, there were 4,95,286 pupils in 919 Schools and 119 classes in Greater Bombay, the number in the City being 2,62,640 pupils in 498 Schools and 44 classes in the Suburbs, 1,66,836 pupils in 298 schools and 55 classes and in the Extended Suburbs 65,810 pupils in 123 Schools and 20 classes. During the year, there was a net increase of 3,954 pupils in Municipal Schools. The total number of teachers in Greater Bombay at the end of the year was 13,900 including special teachers.

With a view to avoiding over-crowding in classes and to facilitate proper attention to pupils it was laid down that ordinarily a class should not have more than 50 pupils. In schools housed in hired residential buildings, over-crowding on account of inadequate space was an impediment in the way of efficient instruction. Out of 1,038 schools and classes, about 663 schools and classes were required to be run in two sessions and more than two sessions for want of sufficient accommodation.

The number of Municipal owned buildings at the beginning of the year in Greater Bombay was 199. 12 schools were built during the year under report. The total number of municipal owned school buildings in Greater Bombay at the end of the year was 211.

571 schools (including classes) were housed in Municipal owned school buildings, 438 schools including classes were housed in rented buildings and 29 schools were housed in rentfree buildings. Due to yearly increase in the number of pupils it has become practically impossible to acquire additional accommodation except by way of constructing buildings or extending the existing ones. The Standing Committee is, however, of the opinion that under the Development Plan, sites have been reserved for schools and as such speedy efforts should be made to construct buildings on vacant plots which are in possession by giving priority.

Rahimtulla Currimbhoy Municipal Urdu Teachers' Junior College of Education, Imamwada—During the year under report, there were 90 trainees for D.Ed. Course of 2 years. All the trainees sent up for the First D.Ed. Examination held in June 1970, have been promoted to the Second year of the D.Ed. Course.

Municipal Urdu Teachers' Junior College of Education, Mahim—During the year under report, there were 30 trainees in the D.Ed. First year Course. All the trainees appeared for the D.Ed., 1st Year Examination held by the Government of whom 28 have been promoted to the 2nd Year.

The Corporation continued to impart vocational education through 33 Vocational Classes in 22 Vocational Schools.

The Educational Guidance Centre opened to help students to receive educational vocational and developmental guidance continued to function. The Centre undertook the extra-curricular activities, such as, Guidance Conference Career Information Centre at each Ward.

In all 1,22,970 pupils were medically examined out of whom 1,07,998 were found to be suffering from one defect or the other. The defects, such as Scabies, Ringworm, etc., noticed were treated at the Municipal Dispensaries. Screening of suspected cases of T.B. was carried out at the Municipal T. B. Clinic. Suspected cases of Leprosy were directed to Special Clinic for treatment. All Municipal Schools have been supplied with emergency outfit.

The total number of Aided Schools in Greater Bombay during the year was 201 out of which 117 were in the City, 53 in the Suburbs and 31 in the Extended Suburbs as against 191 in the previous year. The total number of teachers in Aided Schools was 1,761 (1,540 ordinary and 221 special) imparting education to 56,857 pupils. The number of pupils in Aided Schools in the City, Suburbs and Extended Suburbs increased during the year under review from 52,998 to 59,149. The total number of Recognised Schools not receiving Grant-in-Aid was 372 (206 in the City, 113 in the Suburbs and 53 in the Extended Suburbs) with 3,923 teachers imparting education to 1,24,513 pupils.

The average cost per pupil in the Municipal Schools calculated on the basis of the average number of pupils on roll as on 31st March 1970 for City, Suburbs and Extended Suburbs was Rs. 162.87.

The total expenditure for the year amounted to Rs. 8,19,56,352 which was met from Municipal contribution (Rs. 6,04,46,050), Government Grant, (Rs. 73,61,392, Education Cess (Rs. 1,51,28,258) and miscellaneous receipts (Rs. 5,86,834).

Secondary Schools.

During the year under report no new secondary schools were opened due to paucity of funds. During the year there were 403 divisions, and the teaching staff was 602. The total number of pupils attending these schools was 17,010.

The Standing Committee also feels that the tone of Education should be upgraded by giving frequent visits by the Supervisory Staff. The Administration should also consider the feasibility of entrusting the work of medical examination to private practitioners in order to ensure medical check-up of all pupils attending municipal schools at reduced cost.

Research Unit.

46. The Research Unit carried out special experiments in selected schools on several educational problems, such as, how to make classes interesting, to increase attendance, to minimise the failure, etc. Reading habits of children were studied and a language Development Project in Standards I to IV in model schools was undertaken. "Supervision Project" in multilingual schools in almost all the Wards was continued and in-service Training Classes for teachers teaching science in Primary Classes had been conducted.

LABOUR DEPARTMENT.

47. During the year, 22 Recognised Trade Unions represented Municipal employees, with a view to promote cordial relations between the staff and the Administration, the total number of Joint Councils representing labour staff which continued to function was 22, their scope being wide enough to permit discussions on various matters relating to grievances and conditions of service of the staff. A four-stage grievance procedure has also been introduced in all Departments for rehearsal of the employees' grievances. Three new Unions were recognised during the year under report, viz., (1) Bombay Fire Fighters' Services Union, (2) Bombay Fire Services Union and (3) Mahamumbai Municipal Marathi Prathanik Shikshak Sangh. Recognition granted to the Bombay Municipal Labour Union to represent the labour staff of Encroachment Dept., W. O. (Estates), Superintendent of Gardens, Kasturba Hospital, Conservancy Branch, Transport Department, Main Sewer Department was withdrawn as they have failed to produce the records and receipts books for verification for the year 1967-68 which amounted to violation of Rule No. 5 of the Rules and Regulations for recognition of the Associations or Unions. On the same grounds the recognition granted to Municipal Primary Federations and Brihan Bombay Municipal Hindi Shikshak Sangh had been withdrawn.

The Department dealt with 14,918 complaints (including Suburbs) as against 13,127 in the previous year, regarding service conditions, recruitments, promotions, transfers, etc. Of these complaints 14,472 were redressed, 387 were found not genuine cases and 59 cases were pending at the close of the year.

Three Awards under Industrial Disputes Act and two Reports were received and published during the year under report.

The recreation, educational, hygienic, cultural and social activities, indoor as well as outdoor, organised by the Welfare Branch of the Department, for the benefit of Municipal workers and their dependents, were continued. The average daily attendance of adults and children at the different Welfare Centres was 2,392 and 2,286, respectively, as against 2,188 and 2,039 during the preceding year.

Under the scheme for granting scholarships to the children of Municipal employees, 398 applications were received and 147 scholarships were granted to applicants for higher education and 187 for secondary education. The total amount given by way of scholarships to the municipal employees was Rs. 19,824. The total strength in Scout and Guide Sections was 4,098 as against 4,500 during the preceding year.

2 new welfare centres were opened during the year under report at Colaba and Valpakhadi Municipal Chawls.

PUBLICITY DEPARTMENT.

48. This Department effected general publicity about the various activities and services rendered by different Departments. The Department also worked as a "clearing house" in respect of Criticisms and suggestions appearing in local newspapers. It also carried out health education work and dissemination of information to the public through various media.

The Department participated in various important celebrations, such as, World Health Day, National Cleanliness Day, World Leprosy Day, etc., and published a Civic Diary, 1970, in English, Marathi and Gujarati, with a changed set up.

In connection with the celebration of Gandhi Centenary, work of organising meetings, processions, community dinners,, film shows and display of banners, etc., was done by the Department during the year.

M. G. M. O. Swimming Pool.

49. During the year under report, the working and progress of the Mahatma Gandhi Memorial Olympic Swimming Pool at Shivaji Park was satisfactory.

The total reservation hours of the Pool by private parties were 371 which brought a revenue of Rs. 7,800. Facilities to 17 crippled children were given free of charge. As many as 49,022 casual swimmers including labourers and factory workers availed themselves of the facilities of swimming. Reservation of the Pool at a concessional charge of Rs. 100 per month was also allowed, as usual, to 8 Educational Institutions. Seventeen members of the Pool were included in the Maharashtra State Aquatic Association's team for participating in the National Aquatic Championship held at New Delhi in October 1969. Free Swimming facilities were provided to the blind persons by granting reservation of the Pool for two hours in a week.

6,387 new members joined the Pool during the year under report. 3,461 beginners were trained, during the year. An amount of Rs. 2,62,789 was collected by way of fees as against Rs. 2,51,883 during the previous year. The expenditure during the year was Rs. 1,66,738.

Administrative Office (Enquiries) Department.

50. The Department functions in three Sections viz., (1) Enquiries, (2) Stock Verification and (3) Security Force.

During the year 882 cases of misconduct and breach of rules were dealt with as against 1,223 cases during the previous year. In 138 cases, punishments varying from dismissal, removal from service to censures and warnings were meted out. In 128 cases enquiries were in progress at the end of the year.

The distribution of relief from the Mayor's Fund to the families affected by fires, house collapses and other natural calamities was carried out by the Stock Verification Section in addition to their normal work.

Industrial Unit of Home Guards continued to function well during the year under report.

The Bombay Municipal Security Force is conducting a Training School for the Security Guards. 393 Security Guards were imparted training during the year under report.

THE BOMBAY CIVIC JOURNAL.

51. The monthly issues of the Journal contained articles on civic matters, such as slum clearance and improvement, water supply, etc. and other significant events such as visit of three astronauts and Khan Abdul Gaffar Khan. Two Special Numbers were also brought out-one on the Occasion of the Mahatma Gandhi Birth Centenary in October 1969 and the other on the Independence Day, during the year under review.

Efforts to bring in more revenue by way of advertisements and increase in circulation were continued during the year under report.

The Standing Committee feels that vigorous efforts need to be made to ensure wider circulation of the Journal.

ORGANISATION AND METHODS DIVISION.

52. The Organization and Methods Division works as an Advisory Unit of the Municipal Commissioner's Office. The work done by this Department includes *inter-alia* codification of Municipal Commissioner's Orders and circulars of standing nature, examination of office procedures and suggesting improvements therein, etc.

A team of Industrial Engineers who had completed the full-time training course or organised by the National Productivity Council and Bombay Productivity Council for the Bombay Municipal Corporation has continued to study various projects from the Municipal Departments. Reports on 14 subjects were submitted. Implementation of recommendations of these reports were expected to bring appreciable savings in costs.

A training cell of the Corporation was formed and with the co-operation of the Central Labour Institute and Messrs. Beam's Services training courses were arranged. Out of the 17 Officers so trained a training cell of 13 Officers have undertaken training programmes.

The centralized despatch scheme was scrapped from 21st July 1969 and the old system of sending papers through peons was restored from that date.

To facilitate introduction of Marathi as the official language Classes were continued to teach Marathi to non-Marathi employees.

The Standing Committee feels that the main objective of setting up the Division is not being pursued and desires that concerted and vigorous drive should be undertaken by this Division to re-organise the functioning and streamlining the staff pattern in various Departments and Wards Offices to bring about efficiency and uniformity in the Municipal Administration.

Public Health.

53. *Population Census.*—The mid-year estimated population of Greater Bombay was 55,34,000.

Birth and birth rate.—The total number of live births recorded in Greater Bombay during the year was 1,59,571 which were 2,691 more than in 1968 and 12,877 above the average of the quinquennium 1964-68. The birth rate was 28.8.

Deaths and death rate.—The total number of deaths registered from all causes during the year was 54,831 in 1968 as against 50,439 in 1968 being 3,428 more than the mean mortality of the preceding 5 years and the death rate was 9.9 against 9.4 in the year 1968. Out of 54,831 deaths, 32,377 deaths were among males and 22,454 among females. The excess of deaths amongst males may be ascribed to the preponderance of males in population. The death rate among females was, however, actually higher than among males, the male death rate being 12.9 and the female death rate 13.6 against 11.7, and 12.7, respectively, in 1968. Diseases of the respiratory system claimed the highest number of deaths as in the past with a death rate of 1.6 per 1,000 of population. The causes coming next on the list for the year were congenital malformation and diseases of early infancy, 1.00 tuberculosis 1.0 diarrhoea, enteritis and dysentery 0.8.

Deaths among infants under one year of age numbered 13,506 which were 904 more than in the preceding year and 611 more than the annual average of the previous quinquennium (1964-68). The infant mortality rate for the year was 84.6 per 1,000 live births as against 83.3 in 1968.

Maternity and Child Welfare.—During the year under report, services were rendered through 17 Municipal Maternity Homes, three Hospitals with Maternity Wards and 30 Maternity and Child Welfare Centres. The number of deliveries conducted in these Homes was 51,814 during the year. The average stay of mothers at the Maternity Homes was 5 days.

Communicable Diseases.—The total number of cases of infectious diseases reported during the year was 8,764 as against 7,435 in the preceding year. Infectious Hepatitis caused 3,183 attacks and 186 deaths. Small-pox caused 46 attacks and 25 deaths, Influenza did not cause any death as against 2 deaths in 1968. Enteric Fever caused 967 attacks and 78 deaths. Diphtheria caused 2,004 attacks and 108 deaths. Cerebro-spinal meningitis caused 2 attacks. Tuberculosis took a toll of 5,554 lives and the death rate of Tuberculosis was 1.0 per 1,000 of mid-year estimated population.

264 cases of Acute Anterior Poliomyelitis and 137 deaths thereby were reported during the year.

Municipal Group of Tuberculosis Hospital at Sewri has an accommodation for 800 in-patients ; besides 400 beds are reserved at the Sarvodaya Hospital, Ghatkopar. The advance cases of T. B. were isolated at the Daftary Municipal Isolation Wards at Dadar.

During the year 10,44,715 persons were inoculated against Cholera and 9,43,582 persons were inoculated with T. A. B. Vaccine.

The Standing Committee view with concern the existence of different kinds of diseases. So far as Tuberculosis is concerned there is not much improvement although B. C. G. vaccination campaign is pursued vigorously. The Standing Committee, therefore, feel that medical authorities should investigate this problem with a view to find out other remedial measures to meet the growing menace of this dreaded disease to the citizens of this City.

Dispensaries.

54. The number of new cases treated at the 65 dispensaries and 112 mobile dispensaries were 19,87,255 as against 16,80,840 in the year 1968. In addition to the above dispensary work, women and children's clinics were conducted by three part-time lady doctors at six Municipal dispensaries for two hours, thrice a week. The number of new cases treated at these dispensaries was 1,980 (1,786 women and 194 children) as against 2,892 in 1968. The total attendance was 18,686. These figures include the visits of lady doctors to patients at their homes. At 30 Maternity and Child Welfare Clinics, 1,15,163 new cases (92,092 women and 23,071 children) were treated. The total attendance was 3,70,999.

The Standing Committee emphasises the urgent need to upgrade all Municipal dispensaries and convert them into Diagnostic Centres so as to provide X-Ray, Pathology and other facilities to render these services to patients attending them and to reduce congestion at the General Hospitals.

Leprosy.—The control of Leprosy in the City was exercised as before through the Acworth Leprosy Hospital, Wadala, with an accommodation of 500 beds. In addition to this the Institution conducts a well equipped out-patients' clinic, the entire cost of which is borne by the Corporation. The Corporation also bears the cost on account of 48 beds for the voluntary patients and 150-170 beds for the Bombay resident patients. Besides, the payment of cost of Domiciliary Services and Rs. 10,000 for rendering Sulphone treatment, the Corporation pays one third of the recurring expenditure of Greater Bombay Leprosy Control Scheme activities as also the entire cost of Capital Works.

The average daily attendance of patients was 222.5 and the total number of new cases, treated at the Acworth Leprosy Clinic was 360,2 and the average daily attendance of patients was 311.6 and the total number of new cases treated at the Greater Bombay Leprosy Control Scheme was 1,816.

School Health Work.

55. During the year, out of about 5,33,940 Primary municipal school children, 98,744 children were found to be defective. 2,659 cases with minor ailments among the children were treated in the municipal dispensaries. 42,202 children with major ailments were treated at the K. E. M. Hospital, Nair Hospital and the L. T. M. G. Hospital and Dental Clinic at Nair Hospital.

11,455 children from Municipal Schools were B. C. G. vaccinated and 2,64,401 children were given T. A. B. inoculation. The Mobile Health Unit examined 29,303 children from I to IV Standards, in Municipal Schools. The Standing Committee is also of the view that a survey of schools should also be taken as regards leprosy is concerned, with a view to take preventive measures.

Kasturba Hospital for Infectious Diseases, Arthur Road.

56. Except Tuberculosis and Leprosy, patients suffering from other infectious diseases are admitted to the Hospital. The total number of patients admitted during the year was 34,023 as against 23,526 in the preceding year. They included 74 cases of Small-pox, 967 of Enteric Fever and 2004 of Diphtheria.

There were as many as 2,004 cases of Diphtheria out of which 122 proved fatal showing the fatality rate of 6.1 per cent. The cases admitted were from all parts of Greater Bombay, predominantly from Byculla, Parel, Lalbaug, Sewree, Matunga, Mahim, Sion, H and K Wards.

74 cases of Small-pox were admitted in the hospital out of which 25 died, giving a fatality rate of 47.3 per cent.

The total expenditure of the Hospital during the year was Rs. 60,62,649 as against Rs. 40,63,394 in the preceding year.

The Standing Committee repeatedly regrets to note that the question of setting up of an Infectious Diseases Hospital in Suburbs is kept pending over years.

Audit.

57. This year also the Municipal Chief Auditor's Report has not been included in the Municipal Commissioner's Administration Report, as required by Section 137(4) of the Bombay Municipal Corporation Act.

The Standing Committee are of the considered opinion that every effort must be made by the respective Heads of the Departments to comply with the statutory provisions. The Municipal Chief Auditor's Report would have been of much help to the Standing Committee in their scrutiny of the various facts and figures incorporated in the Report of the Municipal Commissioner. The Report, however, will be forwarded to the Corporation separately when received. The Standing Committee is of the view that after submission of the Report by the Municipal Chief Auditor the Administration should see that the same is printed within three months from its receipt so as to make it available to Councillors earlier.

Acknowledgement.

58. In conclusion, the Standing Committee desire to record their appreciation of the very valuable services rendered by Shri J. H. Patwardhan, Shri S. M. Y. Sastry, Shri J. B. D'Souza and Shri C. Soares who held the office of the Municipal Commissioner during the year, under report.

MUNICIPAL CORPORATION OFFICE,
BOMBAY, 20th January 1971.

M. G. JOSHI
Chairman,
Standing Committee.

**ADMINISTRATION REPORT
OF THE MUNICIPAL COMMISSIONER
FOR GREATER BOMBAY
FOR THE YEAR 1969-70**

Herewith a detailed report of the Municipal Administration of Greater Bombay as required under Section 124 of the Bombay Municipal Corporation Act.

M. N. DESAI,
*Municipal Commissioner
for Greater Bombay.*

GENERAL

CORPORATION, STANDING COMMITTEE, IMPROVEMENTS COMMITTEE AND THE EDUCATION COMMITTEE

CORPORATION

Shri J. K. Joshi, who was elected Mayor at the First Meeting of the Corporation held on 3rd April 1969 held that office throughout the year.

2. One hundred and twenty six Meetings of the Corporation including eight Special and Adjoined Special Meetings, Ninety three Meetings of the Special Committees and one Meeting of their Sub-Committee and eight Meetings of the consultative Committees were held during the year. They accorded Civic address to Shri V. V. Giri and Civic Receptions to (i) Lalit Kala Darsh; (ii) Mr. Neil A. Armstrong, Col. Edwin E. Aldrin and Lt. Col. Michael Collins; (iii) Shri Khan Abdul Gaffar Khan, and (iv) Delegates attending the Silver Jubilee Conference of the Association of Physicians of India.

3. Shri Jivraj B. Shah, Municipal Councillor from Ward No. 22, expired on 20th November 1969.

STANDING COMMITTEE

4. Dr. A. U. Memon was elected Chairman, Standing Committee at their Meeting held on 7th April 1969 and held that office throughout the year.

5. Shri N. D. Mehta was an *ex-officio* Member of the Standing Committee on his appointment as the Chairman of the Education Committee with effect from 7th April 1969.

6. Sixty-eight Meetings including Adjoined Meetings and Fifteen Special Meetings including Adjoined Special Meetings were held during the year.

IMPROVEMENTS COMMITTEE

7. Shri H. W. Chogle was elected Chairman, Improvements Committee at their Meeting, held on 8th April 1969 and held that office throughout the year.

8. The change that took place in the personnel of the Improvements Committee was the appointment of Shri C. R. D'Cruz as a member of that Committee from 17th April 1969 *vice* Shri L. P. Pujari resigned from 17th April 1969.

9. Twenty-six regular Meetings including Adjoined Meetings were held during the year.

EDUCATION COMMITTEE

10. Shri N. D. Mehta was elected Chairman of the Education Committee at their Meeting held on 7th April 1969, and held that office throughout the year.

11. The changes that took place in the personnel of the Education Committee was the appointment of (i) Shri P. M. Indulkar as a member of that Committee from 17th April 1969 *vice* Shri M. A. Khandwani resigned; (ii) Shri M. T. Vairagi, as the member of the said Committee from 28th April 1969, *vice* Shri M. S. Khenolkar resigned on 28th April 1969; (iii) Shri V. G. Wandrekar as member of the said Committee from 9th May 1969 *vice* Shri J. Y. Singhenia resigned on 9th May 1969; (iv) Shri J. B. Shah as the member of the said Committee from 7th July 1969 *vice* Smt. D. Vibin S. Dalal resigned on 23rd June 1969. Shri J. B. Shah expired on 20th November 1969 and Shri H. M. Bhatt was appointed as the member of the said Committee from 19th January 1970 *vice* Shri J. B. Shah.

12. Sixteen regular Meetings including Adjoined Meetings and seven Special Meetings including Adjoined Special Meetings were held during the year.

13. (a) Shri P. C. Pandya, M.A., LL.B., M.P.A. (U.S.A.) held the office of the Municipal Secretary upto 15th March 1970 and was promoted as Deputy Municipal Commissioner from 16th March 1970. Shri A. J. Avasare, M.A., LL.B., D.COM., acted as Municipal Secretary till the remaining period of the year under report.

(b) No circumstances arose in this department in which it was necessary to invoke the provisions of the Municipal Servants Act, 1890.

(c) There was no separate award of Adjudication during the year 1968-69 so far as this Department is concerned except the recommendations of Honourable Mr. Justice Y. V. Chaudhary, on the pay scales of Municipal Officers in the year 1968 and Honourable Justice Mr. Tarkunde, Member in the dispute between The Bombay Municipal Corporation, Bombay and the Bombay Municipal Subordinate Staff Union, in the matter of revision of Pay Scales etc.

**LIST OF MEMBERS OF THE CORPORATION WHO HELD OFFICE ON 31ST
MARCH 1970**

SHRI J. K. JOSHI, *Mayor.*

DR. A. U. MEMON, *Chairman, Standing Committee.*

SHRI H. W. CHOGLA, *Chairman, Improvements Committee.*

SHRI N. D. MEHTA, *Chairman, Education Committee.*

SHRI B. D. ZUTE, *Chairman, B. E. S. & T. Committee.*

ACHARYA, SHRI S. N.
ALVARES, DR. (SMT.) LILA P., B.A., Dip. S.S.A., Ph. D.
ANKLESHWARIA, SHRI R. C., B.Sc., B.T., M.Ed.
ANSARI, SHRI N. M.
ANSARI, SHRI P. M.
BAKHALE, SHRI P. P.
BEDI, SHRI M. H.
BHAGWAT, SHRI P. B.
BHATT, SHRI HARSHADRAY M.
BHOSALE, SHRI D. M. B.A., (Hons.)
BHOSLE, SHRI V. R.
BHUGRA, SHRI H. R., B.Com.
BODHE, SHRI N. R.
BOMAN-BEHRAM, SHRI B. K., M.A., LL.B.
CHAVAN, SHRI G. S.
CHAVAN, SHRI R. N.
CHHABRIA, SHRI K. P., G.C.D.
CHIKHALE, SHRI H. M.
CHIMBULKAR, SHRI R. K.
CORREA, SHRI H. J., B.A., LL.B.
DADIA, SHRI U. D.
DALAL, SMT. DEVIBEN S., B.Sc.
DALAL, SHRI N. C., B.Sc., L.T.C.
DANDAVATE, SMT. PRAMILA M., M.A., G.D. (Art.)
DANDEKAR, SHRI S. L., B.A., (Hons.), LL.B.
DARWATKAR, SHRI B. S.
D'CRUZ, SHRI C. R.
DEODA, SHRI M. S.
DEODHAR, SHRI D. S.
DESAI, SHRI, C. B.
DESHPANDE, DR. SUDHAKAR H., M.B., B.S., D.O.R.L.
(Bom.), F.C.G.P. (Ind.)
DHABUWALA, DR. B. M.
DHARAP, SHRI V. G., B.A., LL.B.
D'SOUZA, DR. J. LEON, M.B., B.S.
DUBE, SHRI RAMESHKUMAR M.
DUTIA, SHRI G. B.
FERNANDES, DR. SIMON.
GAIKWAD, SHRI SUMANT S., B.A.
GANATRA, SHRI R. K.
GANDHI, SHRI I. P.
GANDHI, SHRI M. M.
GAONKAR, SHRI V. G.
GAVANDE, SHRI R. M., B.A. (Hons.), LL.B.
GAWDE, SHRI B. R.
GHOKSHE, SHRI G. D., B.A.
GOKHALE, SHRI S. S., B.Sc., B.Ed.
GORE, SMT. MRINAL K.
GUPTA, DR. H. S., M.B., B.S., L.M. (Dub.)
HALDANKAR, SHRI M. S., B.A., B.Ed.
INDULKAR, SHRI P. M.
JAMSANDEKAR, SHRI H. D.
JANI, SHRI S. M., Sahitya Ratna.
JILANI, SHRI K. G.
JOSHI, SHRI M. G., M.A., LL.B.
JOSHI, SHRI S. G., B.Sc.
KACHWALLA, SHRI T. E., LL.B.
KADAM, SHRI P. R.
KAMALA RAMAN, SMT., B.Sc.
KARA, SHRI H. M.
KARIRA, SHRI T. K.
KAVTHE, SHRI M. N.
KHAIRE, SHRI R. A.
KHANDWANI, SHRI M. A.
KHANOLKAR, SHRI M. S.
KHARUDE, DR. D.H., Ayurved Bhishak.
KHEDEKAR, SHRI D. G.
KOHLI, SHRI SOHANSINGH J.

KOPARDE, SHRI E. R., B.A.
KORDE, SMT. SNEHALATA V.
KULKARNI, DR. R. N.
MAHADIK, SHRI V. S., B.A. (HONS.), I.S.G.D.
MAHAJAN, SHRI D. R.
MANTRI, SHRI L. S., B.Com., LL.B.
MATLIA, SHRI S. N.
MEHTA, SMT. JAYAWANTIBEN N.
MEHTA, SHRI KISAN G., B.A., LL.B.
MEHTA SHRI RUSI M.
MODI SHRI S. A.
MORE SHRI T. S.
NAGVEKAR, SHRI V. B.
NAGVEKAR SHRI V. S.
NAJMI, SHRI A. N., B.A., (Hons.), LL.B.
NALAVDE, SHRI D. S.
NAVALKAR, SHRI P. S., B.A.
NIKLANKAR, SHRI P. D.
PADWAL, SHRI H. P.
PAI, DR. P.S.
PANCHAL, SHRI V. M.
PANDYA, SMT. LILYBEN A., B.Sc., (Lond.)
PARAB, SHRI B. A.
PARAB, SHRI V. G.
PAREKH, SHRI J. G.
PAREKH, SMT. TARABEN D.
PARVATKAR, SHRI V. M.
PATEL, SMT. INDUMATI T., B.A.
PATEL, DR. S. G., M.B., B.S.
PATIL, SHRI A. W.
PATIL, SHRI D. B.
PATIL, SHRI R. P.
PATKAR, SMT. GEETA D., B.A., LL.B.
PUJARI, SHRI L. P.
RAGINWAR, SHRI R. W., Master Mariner.
RAJDA, SHRI RATANSINGH G., B.A., LL.B.
RAMASWAMY, SHRI A. V. T.
RANGNEKAR, SMT. AHILYA P., B.Sc.
SALVI, SHRI D. J.
SALVI, SHRI D. N.
SALVI, SHRI R. N.
SAPAT, SHRI K. A.
SATAM, SHRI A. G.
SAWANT, SHRI M. M.
SAWANT, SHRI N. V.
SHAH, SHRI JIVRAJ B. *
SHAH, SMT. KANTABAI C.
SHELAR, SHRI B. S.
SHETE, SHRI B. H.
SHINGRE, SHRI D. S.
SHROFF, SHRI B. N.
SINGH, SHRI D. N.
SINGHANIA, SHRI J. Y., M.A., LL.B., Advocate.
SOLANKI, SHRI T. G.
TAWADE, SHRI N. S.
TAWADE, SHRI V. R.
TENDOLKAR, SHRI T. S., B.A., (Hons.), LL.B.
THAKKAR, SHRI P. V.
TIKEKAR, SHRI V. M., B.A., LL.B.
TORNE, SHRI S. G., M.A., LL.B.
TRIPATHI, SHRI R. V., M.A.
TRIVEDI, SHRI H. N.
VAIRAGI, SHRI M. T.
VARDE, SHRI S. S., M.A.
VARE, SHRI V. R.
VISHWANATHAN, SHRI D.
WANDREKAR, SHRI V. G., M.A.
ZAKARIA, SHRI A. B., M.A.

* (Expired on 20-11-1969)

**LIST OF THE MEMBERS OF THE STANDING COMMITTEE WHO HELD OFFICE
ON 31ST MARCH 1970.**

DR. A. U. MEMON (*Chairman*).

BAKHALE, SHRI P. P.
BEDI, SHRI M. H.
BHOSALE, SHRI V. R.
CORREA, SHRI H. J., B.A., LL.B.
GAIKWAD, SHRI SUMANT S., B.A.
JOSHI, SHRI M. G., M.A., LL.B.
JOSHI, SHRI S. G., B.Sc.
MEHTA, SHRI N. D.

PANDYA, SMT. LILY A., B.Sc. (Lond.)
PARAB, SHRI V. G.
PARVATKAR, SHRI V. M.
PATIL, SHRI R. P.
RAJDA, SHRI R. G., B.A., LL.B.
SHETE, SHRI B. H.
SHROFF, SHRI B. N.
VARDE, SHRI S. S., M.A.

**LIST OF THE MEMBERS OF THE IMPROVEMENTS COMMITTEE WHO HELD
OFFICE ON 31ST MARCH 1969**

SHRI H. W. CHOGLE, (Chairman).

SHRI R. K. CHIMBULKAR.
SHRI U. D. DADIA.
SHRI S. L. DANDEKAR.
DR. S. H. DESHPANDE.
SHRI C. R. D'CRUZ.
SHRI V. G. DHARAP.
SHRI V. S. MAHADIK.
SHRI V. B. NAGWEKAR.

SHRI A. N. NAJMI.
SHRI VADILAL M. PANCHAL.
SMT. GEETA D. PATKAR.
SHRI K. A. SAPAT.
SHRI D. N. SINGH.
SHRI V. M. TIKEKAR.
SHRI V. R. VARE.

**LIST OF THE MEMBERS OF THE EDUCATION COMMITTEE WHO HELD OFFICE
ON 31ST MARCH 1970**

SHRI N. D. MEHTA, (Chairman).

SHRI R. G. ANKLESHWARIA.
SHRI H. M. BHATT (Elected from 19-1-1970 vice (Shri Jivraj B. Shah Expired on 20-11-1969.)
SHRI H. R. BHUGRA.
SHRI M. R. DANDAVATE.
SHRI S. S. GOKHALE.
SHRI M. S. HALDANKAR.
SHRI P. M. INDULKAR.
SMT. U. H. MEHTA.

SMT. V. M. NADKARNI.
SHRI G. V. NERLEKAR.
SMT. INDUMATI T. PATEL.
SMT. KAMLA RAMAN.
SHRI D. N. SALVI.
SHRI JIVRAJ B. SHAH. (Expired on 20-11-69.)
SHRI M. T. VAIRAGI.
SHRI V. G. WANDREKAR.

MUNICIPAL COMMISSIONER'S OFFICE

The designations and names of the important Municipal Officers together with the period for which the posts were held by each of them are given below :—

Designation	Name of Officer	Period.
Municipal Commissioner	Shri J. H. Patwardhan, M.A., LL.B.	From 1-4-1969 to 15-4-1969.
	Shri S. M. Y. Sastry, M.A., B.L.	From 16-4-1969 to 6-5-1969. From 13-10-1969 to 1-11-1969.
	Shri J. B. D'Souza, B.A. (Hons.)	From 7-5-1969 to 12-10-1969. From 2-11-1969 to 24-3-1970.
	Shri C. Soares, B.E. (Civil)	From 25-3-1970 to 31-3-1970.
Dy. Municipal Commissioner (Sub-Development).	Shri S. M. Y. Sastry, M.A., B.L.	From 1-4-1969 to 15-4-1969. From 7-5-1969 to 17-8-1969.
Dy. Municipal Commissioner (Senior)	Do.	From 18-8-1969 to 12-10-1969. From 2-11-1969 to 15-3-1970.
	Shri P. C. Pandya, M.A., LL.B. B.T., M.P.A., (U.S.A.) The post was vacant.	From 16-3-1970 to 31-3-1970. From 16-4-1969 to 6-5-1969 and from 13-10-1969 to 1-11-1969.
Dy. Municipal Commissioner (Improvements).	Shri C. Soares, B.E. (Civil)	From 1-4-1969 to 17-8-1969.
Dy. Municipal Commissioner (Improvement and Zone I).	Do. Vacant	From 18-8-1969 to 24-3-1970. From 25-3-1969 to 31-3-1970.
Dy. Municipal Commissioner (Labour).	Shri R. J. Tambolie, M.SC.	From 1-4-1969 to 17-8-1969.
Dy. Municipal Commissioner (Personnel).	Shri R. J. Tamboli, M.SC.	From 18-8-1969 to 4-11-1969.
Dy. Municipal Commissioner (Suburbs).	Shri R. G. Gulgule, B.COM. Shri M. R. Natrajan, M.A. (Econ.), M.A. (Pol).	From 6-11-1969 to 31-3-1970. From 1-4-1969 to 17-8-1969.
	Do.	From 18-8-1969 to 20-11-1969.
Dy. Municipal Commissioner (Zone III).	Vacant	From 21-11-1969 to 31-3-1970.
Dy. Municipal Commissioner (General).	Shri V. C. Vaidya, M.A., LL.B.	From 1-4-1969 to 17-8-1969.
Dy. Municipal Commissioner (Zone II).	Do.	From 18-8-1969 to 31-3-1970.

MUNICIPAL CHIEF AUDITOR

The post of the Municipal Chief Auditor was held by Shri R. G. Godbole, B.COM., F.C.A., F.C.I.S. (London) Associate member of the National Association of Accountants, New York throughout the year.

HEADS OF DEPARTMENTS (CITY)

Designation.	Name of the Officer.	Period.
(1) City Engineer	... Shri V. D. Desai, B.E. (Civil.) M.E.P.H. Calcutta with first class, M.I.E. (India).	Throughout the year.
(2) Chief Accountant	... Shri R. G. Gulgule, B.COM. Shri V. C. Parikh, B.COM., C.A., I.I.B.	... From 1-4-1969 to 5-11-1969. From 19-11-1969 to 31-3-1970.
(3) Hydraulic Engineer	... Shri L. G. Dhayagude, B.E. (Civil), A.M.I.E.	Throughout the year.
(4) Executive Health Officer	... Dr. D. V. Parulekar, M.B., B.S. B.P.H., M.P.H. (U.S.A.)	Throughout the year.
(5) Dean, K. E. M. Hospital and G. S. Medical College.	Dr. S. V. Joglekar, M.S., F.C.P.S. Dr. T. H. Rindani, M.D., D.SC., F.A.S.C., F.A.M.S.	From 1-4-1969 to 21-9-1969. From 22-9-1969 to 31-3-1970.
(6) Dean, B. Y. L. Nair Charitable Hospital and T. N. M. College.	Dr. T. H. Rindani, M.D., D.SC., F.A.S.C., F.A.M.S. Dr. E. J. D'Souza, M.S.	From 1-4-1969 to 21-9-1969. ... From 22-9-1969 to 31-3-1970.
(7) Dean Nair Hospital Dental College.	Dr. M. S. N. Jinwala, L.D.S.C., D.D.S., M.S.C., F.I.A.O.S.	Throughout the year.
(8) Chief Fire Officer	... Shri S. Fredilis	... Throughout the year.
(9) Dean, Lokmanya Tilak Muni- cipal General Hospital, L. T. Municipal Medical College.	Vacant	... Dr. V. N. Panse, M.D., M.P.H. (Columbia) Professor of Pre- ventive and Social Medicine, L. T. M. M. College, Sion continued to look after the duties of the Dean L. T. M. M. College, Sion in addition to his own.
(10) Medical Superintendent, G. T. B. Hospital.	Dr. S. A. Shah, M.D., D.M.R.E., D.P.H., T.D.D., F.C.C.P.	Throughout the year.
(11) Assessor & Collector	... Shri B. H. Prabhavalkar, M.A.	... --Do.--
(12) Education Officer	... Dr. (Smt.) Madhuri R. Shah, B.A. (Hons), M.Ed., P.Hd. (Bom). P.Hd. (London).	... --Do.--
(13) Solicitor to Corporation	... Shri A. M. Desai, M.A., LL.B.	... --Do.--
(14) Project Engineer	... Vacant	... Shri L. G. Dhayagude, B.E. (Civil), A.M.I.E. looked after the duties of Project Engineer th- roughout the year.
(15) Controller of Stores	... Shri K. S. Pesina, B.E. (Civil)	... Throughout the year.
(16) Superintendent of Markets	... Dr. V. Periyar, G.B.V.C.	... --Do.--
(17) (a) Officer on Special Duty	... Shri G. M. Nadkarni, Shri S. N. Ghosalkar (Incharge)	... From 1-4-1969 to 1-1-1970. From 2-1-1970 to 20-2-1970.
(b) Administrative Officer (Enquiries).	... Shri C. K. Patel, M.A., LL.B.	... From 21-2-1970 to 31-3-1970.
(18) Ward Officer (Estates)	... Shri K. U. Mehta, B.A. (Hons.)	Throughout the year.
(19) Labour Officer	... Shri G. S. Saudagar, B.A., (Hons.) LL.B., D.L.W.	... --Do.--
(20) Public Relations Officer	... Shri N. A. Mistry, M.A., DIP. J. SIP. S.W.	... --Do.--
(21) Dy. Assessor and Collector (Octroi and Election Branch.)	... Shri S. R. Sakhardande, Shri D. B. Angadi.	... From 1-4-1969 to 12-8-1969. From 13-8-1969 to 31-3-1970.
(22) Superintendent of Licences	... Shri C. K. Patel, M.A., LL.B. Shri R. D. Jaisinghani, B.E. (Civil).	... From 1-4-1969 to 20-2-1970. From 21-2-1970 to 31-3-1970.
(23) Chief Inspector of Shops and Establishments.	Vacant	... Shri C. K. Patel and Shri R. D. Jaisinghani were incharge of the Department of Superintendent of Licences from 1-4-1969 to 20-2-1970 and from 21-2-1970 to 31-3-1970 respectively.
(24) Superintendent of Gardens	Shri J. C. Garkhel, B.Sc. (Hons.), (Agri.)	Throughout the year.
(25) Research Officer	... Dr. V. Y. Pendharkar, B.Sc. (Hons.), M.Ed. Ph.D.	... --Do.--

Sr. No.	Designation.	Name of the Officer.	Period.
(26)	Manager, Municipal Printing Press.	Shri A. G. Hemmadi	... From 24.9.1969 to 31.3.1970. Shri B. M. Gharpure, B.A., L.S.G.D. looked after the work of Manager from 19.3.1969 to 23.9.1969 and Shri Narsing Rao from 1.4.1969 to 18.3.1969 .
(27)	Asstt. Medical Officer, Ear, Nose and Throat Hospital.	Dr. M. G. Nerurkar, M.S.	... Throughout the year.
(28)	Organization and Methods Officer.	Dr. S. D. Parchure, M.A., Ph.D.	—Do.—
(29)	Curator, Victoria and Albert Museum.	The post was kept vacant.	Shri V. N. Barve, Ag. H. C. looked after the work of the curator in addition to his own.
(30)	Chief Complaints Officer.	The post was kept vacant	... Throughout the year.
(31)	Manager, Mahatma Gandhi Memorial Olympic Swimming Pool.	Shri S. N. Pinge	... Throughout the year.
(32)	Chief Librarian	The post was kept vacant	... Shri V. N. Barve, Ag. H. C. looked after the work of the Librarian in addition to his own.
(33)	Manager, Raja Baldevdas Birla Kreedra Kendra.	D. G. W*limbe. Shri S. G. Gavankar. B.A., L.S.G.D., P.HI.	From 1.4.1969 to 7.5.1969. From 8.5.1969 to 31.3.1970.

HEADS OF DEPARTMENTS (SUBURBS AND EXTENDED SUBURBS)

Sr. No.	Designation.	Name of the officer.	Period.
(1)	Dy. Executive Health Officer (Suburbs).	Dr. S. G. Pansare, M.B., B.S., D.P.H.	Throughout the year.
(2)	Dy. Accountant (Suburbs)	Shri V. C. Parikh, B.COM., C.A. I.I.B.	From 1-4-1969 to 18-11-1969. Shri M. V. Kanekar, B.COM. A.C.A. looked after the duties to the post of Dy. Accountant (Suburbs) from 19-11-1969 to 31-3-1970.
(3)	Dy. A. & C. (Suburbs)	Shri A. D'mello B.A. (Hons). Shri S. G. Pathare, B.A. (Hons).	... From 1-4-1969 to 30-1-1970. From 10-2-1970 to 31-3-1970.
(4)	Asstt. Superintendent Markets (Suburbs).	Shri M. G. Talim	... Throughout the year.

COMPLAINTS SECTION AND CENTRAL CONTROL ROOM

The Complaints Section dealt with all the complaints concerning Municipal services received in the Central Control Room, at Babula Tank Road (since shifted to Babula Tank Cross Lane), Bombay 9. Complaints were referred to the departments concerned in all the wards, were followed up systematically and the complainants were contacted, if required, to see that their grievances were redressed within a reasonable time. The total number of complaints registered and followed up by the Central Control Room, during the year under report is 12,650.

The Central Control Room remains open on all the days including Sundays and Holidays. It receives complaints from the members of the public on telephone No. 332266. It is working in close co-operation with the Fire Brigade, Water Supply Control Room and sees that in cases of the house collapses and such other emergencies, the Municipal officers and staff appear on the scene without any delay. Co-operation between the heads of the departments is also brought about on such occasions.

The required information on the civic matters is also furnished to the members of the public, inquiring on Telephone No. 332266.

M. W. CHANDIRAMANI,

Complaints Officer,
Central Control Room.

RAJA Dr. BALDEV DAS BIRLA KREEDA KENDRA

This multipurpose recreational centre was reserved by the public for various cultural activities. Documentary films and demonstration of the electric toy trains were shown free of charge to the visitors to the Children's Halls on the first floor on all days between 4 P.M. and 7 P.M. except Sundays and Holidays. The Chowpatty Foreshore was kept under the supervision of the Manager for maintenance of sanitation. During the period under report the amount of Rs. 69,916 was collected by way of revenue.

APPENDIX 'A'

Children's Halls on the first floor

Section	Approximate attendance of children visitors during the year 1969-70
Film Section Toy train and Bal-Bhavan Section	1,00,000

APPENDIX 'B'

Section	No. of days reserved by the public
Hall and outside space	193
	Approx. No. of visitors—2,80,000.

S. G. GAVANKAR,
Manager,
Birla Kreedā Kendra

SPECIAL TECHNICAL UNIT

The Executive Engineer (Vigilance) is in charge of the Special Technical Unit attached to M. C.'s Office and he is assisted by two Assistant Engineers (Vigilance) and two Sub-Engineers (Vigilance) in the working of this unit along with one Junior Stenographer and a clerk. This unit continued to discharge multifarious duties including rendering guidance to the staff in Technical matters, scrutiny of technical staff proposals, surprise checks on construction works in progress to determine if the works were being executed as per design and specification and for exercising control on supervision over construction jobs, investigating various complaints of serious nature connected with Engineering Branch received from public, etc. The department also functions as a co-ordinating agency of the work of different units of Engineering Section, assisting the administration in matters requiring policy revision, overall supervision and checking over the normal working of different engineering units at the Head Office and in Ward Offices, co-ordinating the different wings of the Municipal administration for implementing the decision of Statutory Committees and also the Municipal Commissioner.

The Special Technical Unit also pays surprise visits in Wards and checks maintenance jobs carried out under the supervision of Ward maintenance Engineers.

The Special Technical unit assists the Municipal Commissioner, Deputy Municipal Commissioners C. E., H. E., and other Heads of Departments in all technical matters. The Special Technical Unit also attends the rounds of the Committees of the Corporation as and when required and pursues action in respect of irregularities noticed during the rounds of the Committees. The Municipal Material Testing Laboratory is under overall charge of the unit and keeps check on results obtained at the laboratory for testing building materials, etc. from the site of Municipal Construction jobs.

The Special Technical unit carries out checking of new final bills for capital works and few cases of private building proposals, wherein building occupation certificates or building completion certificates have been issued at random.

This Special Technical Unit also carries out investigations in respect of some of the complaints received and directed to E. E. (Vigilance) by the M.C., D. M. Cs., C.E., H. E., etc. and also the complaints directly received in the office of E. E. (Vigilance) in respect of private constructions on private lands, either authorised or unauthorised, factories, insanitary conditions, drainage, etc. including allegations made against Engineering staff in the Central Branches or in the Ward Offices. References made by the A. O. Enquiries and other heads of the departments in respect of technical matters are also attended to.

Details of work done by Vigilance Branch (during the year 1969-70.).

1. Works inspected.	
(a) Building construction.	262
(b) Road construction.	88
(c) Drainage construction.	56
2. No. of private properties visited.	251
3. No. of Works Committee (Suburbs) rounds attended.	8
4. No. of final bills checked.	25
5. No. of Building Completion Certificates/ occupation Certificates verified	46
6. Amount recovered from the contractors for the excess payments, rebates for substandard works etc. detected while checking of final bills about	6,900
7. Amount recovered from contractors by way of penalties, rebates etc. for substandard works detected on visits by the staff.	Rs.87,860

Y. H. MUNSHI,
E. E. (V)

FINANCIAL

Report from the Chief Accountant on the accounts of the General Municipal Administration, the Improvement Schemes and the Education Fund for the year 1969-70.

GENERAL MUNICIPAL ADMINISTRATION

The following statement summarises the transactions for the year pertaining to Revenue and the Actuals for the preceding years—

	1969-70			Actual for 1968-69.
	Budget Estimates	Revised Estimates.	Actuals	
	Rs.	Rs.	Rs.	Rs.
Opening Balance	2,89,46,000	3,94,56,996	3,94,56,996	4,29,21,935
Income	45,08,23,595	49,06,44,981	45,98,77,583	41,60,18,510
Expenditure	... 43,56,65,000	50,78,77,741	46,24,98,857	39,80,07,224
Balance	... 1,51,58,595 (Surplus)	1,72,32,760 (Deficit)	26,21,274 (Deficit)	1,80,11,286 (Surplus)
Balance	... 4,41,04,595	2,22,24,236	3,68,35,722	6,09,33,221
Add : Recoupment of Advances made from the Surplus Cash Balance for Capital Stores.	23,99,994	23,80,290
Total	... 4,41,04,595	2,22,24,236	3,92,35,716	6,33,13,511
Reservation for Advances.	+ 51,26,076	+ 3,00,973	— 2,38,56,515
Closing Balance	... 4,41,04,595	2,73,50,312	3,95,36,689	3,94,56,996

2. The details of reservation of advances etc.

<i>Increases—</i>		Rs.
In Reserve Stores	...	5,57,201
In Contribution towards Improvement Schemes.	...	89,51,870
In Advances to Public including Co-operatives for housing purpose	...	14,24,397
In Advance Miscellaneous Advances.	...	49,04,154
	Total	...
		1,58,37,622
<i>Decreases :—</i>		
In Renewed grant for Expenditure in 1970-71	...	1,61,38,595
	Net Decrease :—	...
		3,00,973

3. The net unhypothecated Surplus Cash Balance on 31st March 1970 was as under :—

	Rs.	Surplus Fund as per Appendix No. 2	Rs.
Reserve Stores and Line Suspense Account	... 71,50,217		
Advance for Plant & Machinery	... 23,76,332		12,27,16,668
Miscellaneous Advances	... 5,40,80,404		
Advance to Co-operative Societies for Housing	... 95,73,026		
Advance to the Bombay Electric Supply and Transport Undertaking	... 1,00,00,000		
Minimum required by law	... 1,00,000		
Surplus Cash Balance	... 3,94,36,689		
	12,27,16,668		12,27,16,668

4. The Opening and Closing Reserve Stores (including Capital Stores) Balance for the year 1969-70 compared below :—

	Opening Balance	Closing Balance	Increase Decrease
	Rs.	Rs.	Rs.
<i>Serviceable Stores—</i>			
Reserve Stores	... 62,57,725	67,98,780	+ 5,41,055
Reserve Stores (Foras Road Depot)	... 2,47,831	2,64,820	+ 16,989
Line Suspense Account	... 87,460	86,617	— 843
Capital Stores	... 1,89,65,852	1,32,87,103	— 56,78,749
Capital Stores (Foras Road Depot)	... 44,848	39,368	— 5,480

5. The loan liabilities at the beginning and at the end of the year were as under—

	Outstanding debts on 1st April 1969	Loans raised during the year	Repayment during the year.	Outstanding Debts on 31st March 1969.
	Rs.	Rs.	Rs.	Rs.
Div. I ...	79,47,34,481	12,33,39,391	2,28,97,009	89,51,76,863
Div. II ...	14,06,28,500	1,10,00,000	60,57,500	14,55,71,000
Div. III ...	4,62,00,000	82,50,000	...	5,44,50,000
Total ...	98,15,62,981	14,25,89,391	2,89,54,509	1,09,51,97,863

The details of the loans raised are as stated below :—

	Rs.	
Div. I ...	(1) 8,08,48,000	Being the loan amount towards Rs. 725 lacs issued at Rs. 99.50 with a currency of 12 years at 6 per cent interest per annum raised by public subscription out of Rs. 1,650 lacs loan sanctioned under Corporation Resolution No. 722 dated the 21st August 1969 and G. R. No. LON/3269/3752/2635/XVI, dated the 23rd September 1969. The provision of Sinking Fund is sanctioned on 12 years basis improving at 5½ per cent.
Div. II ...	6,15,98,000	
Div. III ...	1,10,00,000	
	82,50,000	
Div. I ...	(2) 6,00,00,000	Being the loan issued at par at 7 per cent. interest per annum with currency of 15 years raised from life Insurance Corporation of India as sanctioned under C.R. No. 924, dated the 13th October 1969 and G.R. No. CWS 1069/57594M, dated the 5th December 1969 and 16th December 1969.
Div. I ...	(3) 17,41,391	Being advances from Special Funds for purchase of Plant and Machinery repayable by annual equated instalments in five years at 6 per cent. interest per annum.
	<u>14,25,89,391</u>	

The repayments during the year were as under :—

	Rs.	
Div. I ...	(1) 26,95,291	Repaid to Government on the basis of payment from Revenue in respect of Advances taken from them.
Div. I ...	(2) 1,76,29,500	Repaid to Deberenture holders out of Sinking Fund Investment.
Div. II ...	60,57,500	
Div. I ...	(3) 25,72,218	Repaid to different Special Funds out of Revenue on the basis of equated payments
	<u>2,89,54,509</u>	

The position of the Sinking Fund is shown below :—

	Amount of Fund on 1st April 1969	Interest etc. received	Sinking Fund instalments	Withdrawn for payment loans.	Amount of Funds on 31st March 1970
	Rs.	Rs.	Rs.	Rs.	Rs.
Div. I ...	20,10,32,808	95,36,184	2,92,86,887	1,76,29,500	22,21,66,379
Div. II ...	5,06,17,661	24,22,199	78,20,038	60,57,500	5,48,02,398
Div. III ...	1,11,99,673	6,23,142	22,20,590	...	1,40,43,405
	<u>26,28,50,142</u>	<u>1,25,81,525</u>	<u>3,92,67,515</u>	<u>2,36,87,000</u>	<u>29,10,12,182</u>

The value of the securities held in the Sinking Fund on the basis of market rates prevailing on 31st March 1970 including accrued interest and cash exceeds the actuarial amount of the Sinking Fund by Rs. 2,09,84,156 (Div. I—Rs. 1,57,31,704, Div. II—Rs. 45,82,509 and (Div. III—Rs. 6,69,943).

REVENUE INCOME

For Divisions I, II & III

6. The estimated income for the year was Rs. 45,08,23,595 and revised Estimates was Rs. 49,06,44,981 (on the basis of 8 months actuals). The actuals amounted to Rs. 45,98,77,583 resulting in an increase of Rs. 90,53,988 on the Budget Estimates and Decrease of Rs. 3,07,67,398 on the Revised Estimates.

OCTROI

7. The gross collection for the year were estimated at Rs. 12,90,00,000, the refunds and commission charges at Rs. 75,00,000 and the net Revenue at Rs. 12,15,00,000. The revenue collected and paid into the Municipal Treasury in the year amounted to Rs. 14,25,11,135 and after deducting the amount of Rs. 1,84,83,318 (on account of Refunds Rs. 1,76,41,372 and on account of fees for collections Rs. 8,41,946 credited to the separate Revenue Heads), the net receipts amounted to Rs. 12,40,27,817 showing increase of Rs. 2,35,81,645 as compared with the actuals of the previous years (i.e. Rs. 10,04,46,172).

REVENUE EXPENDITURE

For Division I, II and III

8. The final sanctioned grants amounted in the aggregate to Rs. 58,28,60,546.

	Rs.
Budget Grants.	... 43,56,65,000
Unexpended Grants for previous years renewed for Expenditure.	... 5,84,35,636
Additional Grants.	... 8,87,59,910
Final sanctioned grants.	... <u>58,28,60,546</u>

The transfers from one Budget Head to another without affecting the total Budget Provisions for the year amounted to Rs. 5,31,678.

Against the final grants for the year aggregating to Rs. 58,28,60,546 as stated above the actuals amounted to Rs. 46,24,98,857 leaving an unexpended balance of Rs. 12,03,61,689 at the close of the year. Of this sum of Rs. 4,62,66,081 is being renewed for expenditure during 1970-71 against Rs. 6,24,04,676 in 1969-70 and the balance of Rs. 7,40,95,608 is being allowed to lapse.

9. The percentage of establishment to the total expenditure for 1969-70 and the previous years is as given below :-

Divisions	Percentage to total expenditure during	
	1969-70	1968-69
I	35.07	32.19
II	31.34	28.31
III	31.57	28.92

LOAN WORK EXPENDITURE (CITY)

10. The opening balance on 1st April 1969 on Account of Loan Funds excluding the Trust Fund was Rs. 5,04,01,758. Loans aggregating to Rs. 12,33,39,391 were raised during the year. A credit of Rs. 56,84,230 was received on account of transfer of Stores under Capital Stock. Thus the total Loan funds available for expenditure during the year were Rs. 17,94,25,379. Out of this an amount of Rs. 23,99,994 has been reserved for purchase of Capital Stock. Thus the net amount available for expenditure was Rs. 17,70,25,385. The total expenditure incurred during the year amounted to Rs. 6,56,43,830 leaving a balance of Rs. 11,13,81,555 in the loan Funds at the close of the year.

The following statement compares the expenditure on Capital Works with the Budget and Revised Estimates during the last three years.

Year	LOAN FUNDS			Percentage of actuals to Budget Estimates.	Percentage of actuals to Revised Estimates.
	Budget Estimates.	Revised Estimates.	Actuals		
	Rs.	Rs.	Rs.		
1967-68	... 19,36,06,135	21,40,84,711	12,13,41,475	63	57
1968-69	... 18,35,17,920	15,35,99,780	7,80,79,537	43	51
1969-70	... 15,79,53,400	16,22,37,705	6,56,43,830	42	40

The percentage of the actual expenditure to the funds available works out to 37.

SUBURBS

The Opening deficit on the 1st April 1969 on account of Loan Funds and Trust Funds was Rs. 1,93,44,554. Adding to this Rs. 1,10,00,000 raised during the year, the deficit was reduced to Rs. 83,44,554. The total expenditure incurred during the year amounted to Rs. 1,80,27,409. The deficit was thus increased to Rs. 2,63,71,963.

The expenditure of Rs. 1,80,27,409 is met from surplus monies as per C.R. No. 1320, dated 16th February 1970.

The following statement compares the expenditure on Capital Works with the Budget and Revised Estimates during the last three years.

Year	LOAN & TRUST FUNDS			Percentage of actuals to Budget Estimates.	Percentage of actuals to Revised Estimates.
	Budget Estimates.	Revised Estimates.	Actuals		
	Rs.	Rs.	Rs.		
1967-68 ...	5,05,49,858	6,88,80,377	2,32,83,997	46	34
1968-69 ...	4,74,60,400	4,26,64,800	2,40,78,845	51	56
1969-70 ...	2,46,77,000	4,40,52,615	1,80,27,409	73	41

EXTENDED SUBURBS

The Opening deficit on the 1st April 1969 on account of Loan Funds was Rs. 1,77,23,562. Adding to this Loan of Rs. 82,50,000 raised during the year, the deficit was reduced to Rs. 94,73,562 expenditure incurred during the year amounted to Rs. 91,56,778. The expenditure of Rs. 91,56,778 is met from Surplus monies as sanctioned under C.R. No. 1320, dated 16th the February 1970. The deficit at the close of the year was Rs. 1,86,30,340.

The following statement compares the expenditure on the Capital Works with the Budget and Revised Estimates during the last 3 years :—

Year	LOAN & TRUST FUNDS			Percentage of actuals to Budget Estimates.	Percentage of actuals to Revised Estimates.
	Budget Estimates.	Revised Estimates.	Actuals		
	Rs.	Rs.			
1967-68 ...	2,35,32,000	3,77,76,500	1,63,26,251	69	43
1968-69 ...	3,18,39,500	2,69,82,900	1,65,65,718	52	61
1969-70 ...	99,74,100	1,78,65,420	91,56,778	91	51

CONSOLIDATED LOAN WORKS EXPENDITURE

11. The following statement compares the consolidated Expenditure on Capital Works for Divisions I, II and III with the Budget and Revised Estimates during the last three years.

Year	Loan & Trust Funds			Percentage of actuals to Budget Estimates	Percentage of actuals to Revised Estimates
	Budget Estimates	Revised Estimates	Actuals		
	Rs.	Rs.	Rs.		
1967-68 ...	26,77,88,193	32,07,41,588	16,09,51,723	60	50
1968-69 ...	26,28,17,830	22,32,47,480	11,87,24,100	45	53
1969-70 ...	19,26,04,500	22,41,55,740	9,28,28,017	48	41

SINKING FUND (CITY)

The book value of investment of the Sinking Fund as on 31st March 1970 amounted to Rs. 22,21,66,379 made up of Rs. 22,21,66,303 being the book value of securities and Rs. 76 in cash with the State Bank of India. Valuing the Municipal Improvement Trust Debentures at par the market value of the Sinking Fund Improvement held on 31st March 1970, comes to Rs. 22,19,21,131. This together with the amount of interest accrued upto 31st March 1970 *viz.* Rs. 23,04,255 and cash with the State Bank of India Rs. 76 brings the total amount of Sinking Fund to Rs. 22,42,25,462 and more than covers the amount *viz.* Rs. 20,84,93,758 to which the Sinking Fund should have accumulated upto 31st March 1970. The excess in the Sinking Fund Account was thus Rs. 1,57,31,704.

SUBURBS

The book value of investments of Sinking Fund as on 31st March 1970 amounted to Rs. 5,48,02,398 made up of Rs. 5,48,02,346 being the book value of securities and Rs. 52 in Cash with the State Bank of India. Valuing the Municipal debentures at par the market value of Sinking Fund Investments held on 31st March 1970 comes to Rs. 5,45,72,523. This together with the amount of Sinking Fund interest accrued upto 31st March 1970 viz. Rs. 10,17,910 and cash with the State Bank of India Rs. 52 brings the total amount of Sinking Fund to Rs. 5,55,90,485 and more than covers the amount of Rs. 5,10,07,976 to which the Sinking Fund should have accumulated upto 31st March 1970. The excess in the Sinking Fund account was thus Rs. 45,82,509.

EXTENDED SUBURBS

The book value of investment of the Sinking Fund as on 31st March 1970 amounted to Rs. 1,40,43,405 made up of Rs. 1,40,43,400 being the book value of the securities and Rs. 5 in cash with the State Bank of India. Valuing the Municipal Debentures at par, the Market value of Sinking Fund investment held on 31st March 1970 comes to Rs. 1,40,28,400. This together with the amount of interest accrued upto 31st March 1970 viz. Rs. 2,18,044 and Cash with the State Bank of India, Rs. 5 brings the total amount of Sinking Fund to Rs. 1,42,46,449 and more than covers the amount viz. Rs. 1,35,76,506 to which the Sinking Fund should have been accumulated upto 31st March 1970. The excess in the Sinking Fund investment account was thus Rs. 6,69,943.

INVESTMENT (CITY)

13. The details of aggregate Investments from time to time made during the year are as follows :—

	Aggregate Amount	Average No. of days
	Rs.	
(1) Fixed Deposits.	42,19,00,000	146.4
(2) Call Deposits.	9,73,00,000	22.02
(3) Current Account Deposits	14,84,60,228	2.21
Total	66,76,60,228	

The interest earned during the year amounted to Rs. 87,97,284 and the details are as follows :—

	Rs.
On Fixed Deposits	85,40,364
On Call Deposits	2,47,956
On Current Account Deposits	8,964
Total	87,97,284

The average rates of Interest on Fixed Deposits, Call Deposits and Current Account Deposits were 5.05 per cent. 4.22 per cent and .99 per cent as against 4.60 per cent., 4.06 per cent and 0.71 per cent. for the preceding year respectively. The rates realised on Fixed Deposits ranged from 4 per cent to 7 per cent. on Call Deposits from 3½ per cent. to 4.50 per cent. and on Current Account Deposits from 0.50 per cent. to 1 per cent.

The maximum rates realised on Fixed Deposits, Call Deposits and Current Account Deposits during the preceding year were 6.25 per cent. 4.50 per cent. and 1 per cent respectively.

INVESTMENTS (SUBURBS)

The details of aggregate investments from time to time made during the year are as follows :—

	Aggregate Amount	Average No. of days
	Rs.	
(1) Fixed Deposits.	95,00,000	124
(2) Call Deposits.	91,00,000	35
(3) Current Account Deposits.	4,85,55,694	3.44

The average rates of interest realised on Fixed, Call and Current Account Deposits were 4.54 per cent. 4.13 per cent. and 1 per cent. No investments were made in Fixed, Call and Current Account Deposits during the last year.

The interest earned during the year amounted to Rs. 1,28,429 and the details are as follows :—

	Rs.
(1) On Fixed Deposits. ...	94,034
(2) On call Deposits. ...	33,988
(3) On Current Account Deposits. ...	407
	1,28,429

INVESTMENT (EXTENDED SUBURBS)

The details of aggregate investments from time to time made during the year were as follows :—

	Aggregate Amount	Average No. of days.
	Rs.	
(1) Fixed Deposits	38,00,000	132
(2) Called Deposits	34,00,000	40
(3) Current Account Deposits.	3,34,84,107	4.40

The interest earned during the year amounted to Rs. 44,797 and the details are as follows :

(1) On Fixed Deposits.	Rs. 29,996
(2) On Call Deposits.	14,588
(3) On Current Account Deposits.	213
Total	44,797

The average rates of interest realised on Fixed, Call and Current Account Deposits were 4.50 per cent. 3.87 per cent. and 1 per cent. as against 5.08 per cent, nil percent, and nil per cent of the preceding year.

RESERVE STOCK

14. The Opening Balance and the receipt of General Stores during the year as per books maintained in this office were Rs. 62,57,725 and Rs. 69,34,891 respectively and the issues amounted to Rs. 63,93,836. The Closing Balance of General Stores was therefore Rs. 67,98,780 i.e. more by Rs. 5,41,055 than the opening balance.

As against this the outstanding balance on 31st March 1970 according to Controller of Stores is Rs. 14,00,153. The difference of Rs. 53,98,627 is due to adjustment in respect of stores etc., issued by the Controller of Stores to the departments not having been submitted by them to this office in time for being adjusted in the accounts of 1969-70. The Opening Balance and the receipt of General Stores of Foras Road Depot during the year as per this office book were Rs. 2,47,831 and Rs. 2,30,255 respectively and issued amounted to Rs. 2,13,266. The Closing balance of General Stores, Foras Road Depot, was Rs. 2,64,820 i.e. more by Rs. 16,989.

CAPITAL—STORES

15. The Opening Balance of Rs. 1,89,65,852 together with the receipts of Capital Stores during the year viz. Rs. 66,64,064 aggregated to Rs. 2,56,29,916. As against this the issues during the year aggregated to Rs. 1,23,42,813 thus resulting in decrease of Rs. 56,78,749 in the Closing Balance of Capital Stores viz. Rs. 1,32,87,103 compared with Opening Balance. The Opening Balance and the Receipts of Capital Stores Foras Road Depot were Rs. 44,848 and Rs. 48,702 respectively and the issues amounted to Rs. 54,182 thus resulting in an decrease of Rs. 5,480 in the Closing Balance of Capital Stores Foras Road Dept. viz. Rs. 39,368 compared with Opening Balance.

STREET IMPROVEMENTS (CITY)

16. The provision made in the Revised Loan Works Budget for meeting claims on account of acquisition of set backs was Rs. 14,00,000, the expenditure being Rs. 13,02,103. This leaves a balance of Rs. 97,897. After deducting all ascertained time barred claims the undischarged commitments upto 31st March 1970 in regard to set backs already acquired and sanctioned to be acquired amount to Rs. 51,78,720.

SUBURBS

The provision made in the Revised Loan Works Budget for meeting the claims on account of acquisition of set backs was Rs. 23,00,000, the expenditure being Rs. 12,36,427. This leaves a balance of Rs. 10,63,573.

EXTENDED SUBURBS

The provision made in the Revised Loan Works Budget for meeting the claims on account of acquisition of set backs was Rs. 7,00,000, the expenditure being Rs. 6,19,673. This leaves a balance of Rs. 80,327.

LIVELLING, METALLING, ETC. PRIVATE STREETS

17. The expenditure on the Improvement of Private Streets is financed in the first instance from Plant and Machinery Depreciation Fund pending recovery from the House Owners..

The following statement shows the figures of advances sanctioned expenditure incurred and recoveries made during the last three years.

Year	Expenditure				Recoveries inclusive of Supervision charges.
	Actual Expenditure of work.	Supervision charges.	Interest etc. Advances.	Total.	
	Rs.	Rs.	Rs.	Rs.	Rs.
1967-68	35,762	35,762	250
1968-69	47,621	47,621	280
1969-70	35,575	35,575	...

Balance of supervision charges outstanding as on 31st March 1970 is Rs. 12,837.

IMPROVEMENT SCHEMES

General Account

18. The total income for the year amounted to Rs. 2,51,94,937 against Rs. 2,17,78,490 for the previous year showing a net increase of Rs. 34,16,446 viz. increase of (1) Rs. 16,66,549 under rent and other proceeds of properties (2) Rs. 20,70,412 under Contribution from Municipal Corporation (3) Rs. 3,40,359 under Interest and Profit on Investments (4) Rs. 2,61,127 under Misc. Receipts counter balanced by decrease of (1) Rs. 9,22,000 under Grant-in-aid for meeting the deficit in General Account.

EXPENDITURE

19. The total expenditure for the year aggregated to Rs. 2,33,07,556 against Rs. 1,94,83,292 for the previous year showing an increase of Rs. 38,24,264. This is made up of increase of (1) Rs. 33,83,187 under Maintenance of Properties and Streets (2) Rs. 4,41,077 under Debt Charges. The expenditure of Rs. 2,33,07,556 comprises of expenditure of Rs. 1,26,95,531 under Maintenance of properties and Streets inclusive of cost of Management and Establishment and Rs. 1,06,12,025 under Debt Charges. The surplus of Rs. 18,87,381 in the General Account is transferred to Capital Account.

20. The loan liabilities at the beginning of the year stood at Rs. 16,39,54,579. The repayment of loan during the year amounted to Rs. 97,42,557 out of which Rs. 12,12,057 were repaid to Government on the basis of equated payment and Rs. 85,30,500 to the Debenture holders. The outstanding loan liabilities at the close of the year thus stood at Rs. 15,42,12,022.

Out of this, the amount outstanding on account of Government loan aggregating to Rs. 6,39,89,022 requires some explanation. All the debentures in respect of loans aggregating to Rs. 4,76,00,000 originally raised from Government have now been repurchased according to the approved programme for Sinking Fund Investment. The liability to Government on this account is therefore only Rs. 1,63,89,022.

CAPITAL ACCOUNT

21. The Opening Balance on 1st April 1969 was Rs. 66,25,580. During the year under report receipt on account of sale proceeds of loans and buildings amounted to Rs. 3,00,801. The total funds available were thus Rs. 69,26,381. The total expenditure incurred amounted to Rs. 33,86,418. The surplus in the General Account for the year which amounted to Rs. 18,87,381 was transferred to the Capital Account. The unspent balance at the close of the year stood at Rs. 54,27,344.

EXPENDITURE ON SCHEMES

22. The actual expenditure incurred during the year on schemes amounted to Rs. 33,86,418 as against the Revised Estimates of Rs. 85,25,260 including Rs. 18,650 on account of cost of management and establishment.

SINKING FUND

23. The position of the Sinking Fund is as shown below :-

Amount of Fund on 1st April 1969.	Interest etc. realisation.	Sinking Fund instalment.	Withdrawn for payment.	Amount of Fund on 31st March 1970.
Rs.	Rs.	Rs.	Rs.	Rs.
7,73,09,975	41,78,468	18,99,743	1,02,81,138	7,31,07,048

The Sinking Fund as on 31st March 1970 amounts to Rs. 7,31,07,048 of which Rs. 7,31,07,042 represent the book value of the securities and Rs. 6 in cash with the State Bank of India. Valuing the Bombay Improvement Trust and Municipal Debentures at par the market value of the Sinking Fund Investments held on 31st March 1970 comes to Rs. 7,33,51,836. This together with the amount of interest accrued upto 31st March 1970 viz. Rs. 1,35,021 and cash with the State Bank of India viz. Rs. 6 brings the total amount of Sinking Fund to Rs. 7,34,86,863 against Rs. 5,63,70,540 the amount to which the Sinking Fund should have accumulated upto 31st March 1970. The excess in the Sinking Fund investment account is thus Rs. 1,71,16,323.

24. The gross capital liabilities of the Improvement Schemes stood at Rs. 15,89,70,512 at the close of the year and the assets at Rs. 39,12,72,185 including the book value of the lands comprised in Schedules 'W' and 'X' resulting in a surplus of Rs. 23,23,01,673.

SLUM CLEARANCE ACCOUNT

General Account (City and Suburbs)

CITY SECTION

INCOME

25 The total income for the year amounted to Rs. 16,58,759 against Rs. 15,98,353 for the previous year showing a net increase of Rs. 60,406. This is made up of increase of Rs. 55,117 under Rent and other proceeds of properties and increase of Rs. 5,289 under interest and profit on investment.

Expenditure

The expenditure for the year amounted to Rs. 23,13,964 as against Rs. 22,19,964 for the previous year showing an increase of Rs. 94,000. This is made up of increase of Rs. 94,489 under maintenance of Properties and Streets counter balance by decrease of Rs. 489 under Debt charges. The expenditure of Rs. 2,31,394 comprises of (1) Rs. 6,69,714 under Maintenance and Properties etc. and (2) Rs. 16,44,249 under Debt charges. Deficit of Rs. 6,55,205 is transferred to Capital Account.

SUBURBAN SECTION

INCOME

The total Income for the year amounted to Rs. 4,87,941 against Rs. 3,96,841 for the previous year showing a net increase of Rs. 91,100. This is made up of increase of (1) Rs. 40,500 under Rent and other proceeds of properties (2) Rs. 49,290 under interest and Profit on Investment and (3) Rs. 1,310 under Miscellaneous receipt.

Expenditure

The expenditure for the year amounted to Rs. 17,48,792. This is made up of Rs. 1,05,037 under Maintenance of Properties and Streets and Rs. 16,43,755 under Debt Charges. The net deficit of Rs. 12,60,851 was transferred to Capital Account.

SLUM CLEARANCE (CITY)

Capital Account

(1) The Opening Balance on 1st April 1969 was Rs. 38,07,821. The amount of Rs. 1,80,452 was received from Government as Loan. An amount of Rs. 1,15,808 was received from Government as subsidy. Thus the total funds available for expenditure were Rs. 41,04,081. The total expenditure amounted to Rs. 9,39,058. The deficit in the General Account amounting to Rs. 6,55,205 was transferred to Capital Account. The unspent balance at the close of the year stood at Rs. 25,09,818.

Sinking Fund

(2) The position of the Sinking Fund is shown below :—

Amount of Fund on 1st April 1969.	Interest etc. realisation.	Sinking Fund instalment.	Withdrawn for payment.	Amount of Fund on 31st March 1970.
Rs.	Rs.	Rs.	Rs.	Rs.
35,48,165	1,72,598	4,74,782	...	41,95,545

The Sinking Fund on 31st March 1970 amounts to Rs. 41,95,545 of which Rs. 41,95,502 represent the book value of securities and Rs. 43 in cash with the State Bank of India. Valuing the Bombay Improvement Trust and Municipal Debentures at par, the market value of the Sinking Fund Investment held on 31st March 1970 comes to Rs. 41,90,300. This together with the amount of interest accrued upto 31st March 1970 viz. Rs. 10,530 and cash with the State Bank of India viz. Rs. 43 brings the total amount of Sinking Fund to Rs. 42,07,273 against Rs. 41,22,511 the amount to which the Sinking Fund should have accumulated upto 31st March 1970. The excess in Sinking Fund investment account is thus Rs. 84,762.

SLUM CLEARANCE (SUBURBS)

Capital Account

(3) The Opening Balance on 1st April 1969 was Rs. 38,34,651.

In addition to this the sales proceeds of lands and buildings amounted to Rs. 1,76,426. The total funds available for expenditure were Rs. 40,11,077. The total expenditure amounted to Rs. 4,06,541 and deficit in the General Account amounting to Rs. 12,60,851 is transferred to Capital Account. The unspent balance at the close of the year stood at Rs. 23,43,685.

(4) The position of Sinking Fund is as follows :—

Amount of Fund on 1st April 1969	Interest realisation	Sinking Fund Instalment	Withdrawn for payment	Amount of Fund on 31st March 1970
Rs.	Rs.	Rs.	Rs.	Rs.
12,09,076	65,364	4,08,858	...	16,83,298

The Sinking Fund as on 31st March 1970 amounts to Rs. 16,83,298 of which Rs. 16,83,170 represent the Book Value of the securities and Rs. 128 in cash with the State Bank of India. Valuing the Bombay Municipal Debentures at par, the market value of the Sinking Fund Investment held on 31st March 1970 comes to Rs. 16,83,200. This together with the amount of interest accrued upto 31-3-1970 viz. Rs. 714 and cash with the State Bank of India viz. Rs. 128 brings the total amount of the Sinking Fund to Rs. 16,84,042 against Rs. 16,36,816 the amount to which the Sinking Fund should have accumulated upto 31st March 1970. The excess in the Sinking Fund Investment account is thus Rs. 47,226.

EDUCATION FUND

26. (i) The following summaries the transactions for the year pertaining to Revenue and the Actuals for the preceding year :—

	1969-70			Actuals for 1968-69
	Budget Estimates	Revised Estimates.	Actuals.	
	Rs.	Rs.	Rs.	Rs.
Opening Balance	...	75,56,000	71,12,533	84,52,712
Income	...	7,75,00,930	8,30,51,700	8,20,23,526
Expenditure	...	8,43,41,244	8,59,00,962	8,25,97,770
		— 68,40,314	— 28,49,262	+ 15,66,182
Balance	...	7,15,686	42,63,271	86,78,715
Deduct Reservation for Advances, etc. shown below :—	— 9,00,000	— 98,690
		7,15,686	51,63,271	87,77,405

(ii) Details of reservation of Advances, etc. are—

	Rs.	Rs.
Increase in		
Miscellaneous Advance	...	81,233
Deduct—		
Decrease in renewed grants	...	1,79,923
Net Decrease	...	98,690

(iii) The net unhypothecated Surplus Cash Balance on 31st March, 1970 was as under :—

Liability	Assets
Rs.	Rs.
Miscellaneous Advances.	Surplus Revenue Fund as per Appendix No. 31.
Minimum required by law	...
Surplus Cash Balances.	...
	1,00,43,635
	1,00,43,635

(iv) The Loan Liabilities at the beginning and at the end of the year were as under :—

Outstanding Debt on 1st April 1969	Loans raised during the year.	Repayment during the year.	Outstanding debt on 31st March 1970.
Rs.	Rs.	Rs.	Rs.
7,76,60,500	27,50,000	35,17,000	7,68,93,500

(v) The position of Sinking Fund is shown below :—

Amount of Fund on 1st April 1969.	Interest etc. realised	Sinking Fund Instalments	Total	Withdrawn for payment of Loans.	Amount of Fund on 31st March 1970.
Rs.	Rs.	Rs.	Rs.	Rs.	Rs.
3,08,71,518	16,49,285	44,50,474	3,69,71,277	35,17,000	3,34,54,277

The value of Securities held in Sinking Fund Account on the basis of market rates prevailing on 31st March 1970 including accrued interest and cash exceeded the actuarial amount of the Sinking Fund by Rs. 21,16,029 which is held in the Sinking Fund Account.

Income

(vi) The estimated income for the year was Rs. 7,57,00,930 and the Revised Estimates was Rs. 8,30,51,700. The Actuals amounted to Rs. 8,35,22,534 resulting in increase of Rs. 60,21,604 on the Budget Estimates and an increase of Rs. 4,70,834 on the Revised Estimates. The rate of Education Cess was continued at 2½ per cent. of rateable value on buildings and lands the rateable value of each of which is not less than Rs. 300 per annum and 2 per cent. of the rateable value on buildings and lands, the rateable value of each of which is less than Rs. 300 per annum but not less than Rs. 75 per annum.

Expenditure

(vii) The final sanctioned Grant amounted in the aggregate to Rs. 8,82,43,930 as follows :—

	Rs.
Budget Grants.	... 8,43,41,244
Unexpended Grants for previous years renewed for expenditure.	... 23,93,011
Additional Grants.	... 15,09,675
Final sanctioned Grant.	... 8,82,43,930

The transfers from one Budget to another without affecting the total Budget provision of the year amounted to Rs. 1,92,500.

(viii) Against the Final Grant of the year aggregating to Rs. 8,82,43,930 as stated above, the actuals amounted to Rs. 8,19,56,352 leaving an unexpended balance of Rs. 62,87,578 at the close of the year. of this a sum of Rs. 35,29,047 is being renewed for expenditure during 1970-71 against Rs. 23,92,011 in 1969-70 the balance viz. Rs. 27,58,531 being allowed to lapse as savings.

(ix) The percentage of Establishment cost inclusive of expenditure on Dearness Allowance, Provident Fund, and Pension etc., charges to the total expenditure for 1969-70 as compared with the previous year's percentage is given below :—

	Percentage to the total expenditure during.	
	1969-70	1968-69
(1) Establishment	... 72.08	69.78
(2) Labour.	... 8.13	7.65

Loan Funds

(x) The Opening Balance on 1st April 1969 on account of Loan Funds excluding the Trust Funds was Rs. 40,87,214. The amount of new loan proposed in the Budget for 1969-70 was Rs. 50 lacs. A Loan of Rs. 27.50 lacs was raised during the year. The total Loan Fund available for expenditure during the year thus amounted to Rs. 68,37,214.

The expenditure incurred on Loan Works during the year amounted to Rs. 59,40,372. The closing balance at the end of the year was Rs. 8,96,842.

(xi) The following statement contrasts the expenditure on Capital Works with the Budget and revised estimates during the last three years :—

	LOAN AND TRUST FUND			Percentage of actuals to Budget Estimates	Percentage of actuals to Revised Estimates.
	Budget Estimates	Revised Estimates	Actuals		
	Rs.	Rs.	Rs.		
1967-68 ...	1,87,20,000	1,73,21,500	71,82,987	38	41
1968-69 ...	1,87,56,000	1,46,86,500	96,10,376	51	65
1969-70	60,44,000	97,94,500	59,40,372	98	61

The percentage of actual expenditure to the funds available works out to 87.

(xii) The book value of investments of Sinking Fund as on 31st March 1970 amounted to Rs. 3,34,54,277 made up of Rs. 3,34,54,140 in Securities and Rs. 137 in cash with the State Bank of India, valuing the Municipal Debentures at par, the market value of the Sinking Fund investment held on 31st March 1970 comes to Rs. 3,32,05,101. This together with the amount of interest accrued upto 31st March, 1970 viz., Rs. 5,42,621 and cash with the State Bank of India of Rs. 137 being the total amount of Sinking Fund to Rs. 3,37,47,859 and more than covers the amount of Rs. 3,16,31,830 to which the sinking Fund should have accumulated upto 31st March, 1970. The excess in Sinking Fund Accounts was Rs. 21,16,029.

(xiii) The total amount invested during the year in Call and Fixed Deposit was Rs. 1,98,00,000 and the average rate of interest on all Deposits was Rs. 4.30 per cent. as against 4.94 per cent. in the preceding year. The interest earned during the year amounted to Rs. 2,74,497.

V. C. PARIKH
Chief Accountant.

APPENDICES

MUNICIPAL ACCOUNT

- No. 1.—General Financial Statistics.
 No. 2.—Statement of Surplus Revenue Fund for 1969-70.
 * No. 3.—Statements showing the Income realised during 1969-70 as compared with estimates for the year as also with the actual for the preceding year.
 * No. 4.—Statement showing the expenditure during 1969-70 as compared with the final sanctioned grants.
 No. 5.—Balance Sheet (Revenue) as at 31st March 1970. City, Suburbs & Extended Suburbs.
 * No. 6.—Statement of Special Funds for 1969-70.
 No. 7.—Balance Sheet (Capital Funds) as at 31st March 1970. City, Suburbs & Extended Suburbs.
 No. 8.—Block Account, Summary, (excluding details). City, Suburbs and Extended Suburbs.
 * No. 9.—Statements showing (1) the total amount of Municipal loans raised (2) the expenditure incurred there against and (3) the invested balance of the loans on 31st March 1970.
 * No. 10.—Statement showing the actual investment on account of the Sinking Fund of different Municipal Loans upto 31st March 1970 compared with the amounts which should have accumulated upto that date on the basis of the fixed instalments and the sums set aside as Sinking Fund as at 31st March 1970.
 No. 11.—Statement showing outstanding loans due by the Municipality, the interest outstanding on 1st April 1969 on the different loans, the amount payable for the year 1969-70, the amount paid by the State Bank of India and in office during that year and the balances outstanding on 31st March 1970. City, Suburbs & Extended Suburbs.
 * No. 12.—Water Works, Income and Expenditure Account.
 * No. 12A.—Water Works Assets and Liabilities.
 * No. 13.—Markets and Slaughter Houses, Income and Expenditure Account for 1969-70.
 * No. 14.—Municipal Printing Press, Income and Expenditure for the year 1969-70.
 * No. 14A.—Statement of Advance of Accounts for 1969-70.
 * No. 14B.—Statement of Advance Accounts out of Special Funds for 1969-70.
 * No. 14C.—Statement of Deposit Accounts for 1969-70.
 * No. 14D.—Statement of Reserve Stores Stock Accounts for 1969-70.
 * No. 14E.—Statement of interest accrued but not paid in respect of the Municipal loans outstanding on 31st March 1970.
 * No. 14E(1)—Since deleted.
 No. 15.—Statement of amounts of receipts and expenditure respectively, credited and debited to the Municipal Fund during the year 1969-70 and the balance at the credit of the fund at the close of the year 1969-70 (i. e., 31st March 1970). City, Suburbs & Extended Suburbs
 * No. 16.—Comparison of Face, Purchase and Market values at 31st March 1970 of the different securities held in the Special Funds
 * No. 16A.—Comparison of Face, Purchase and Market values at 31st March 1970 of the different securities held in the Sinking Funds.
 * No. 16B.—Statement showing the amount of and the object for which the donations held under Public Monuments Maintenance Fund were received from different parties upto 31st March 1970.
 * No. 16C.—Statements showing the amount of and the object for which the endowments held under Endowments Fund were received from different parties upto 31st March 1970.
 * No. 17.—Since deleted.
 * No. 18.—Statement of the Income of the Bombay Municipality from 1960-61 to the close of the financial year 1969-70.
 * No. 19.—Statement of the Expenditure of the Bombay Municipality from 1960-61 to the close of the financial year 1969-70.
 * No. 20.—Contrasted statement of Income and Expenditure from the year 1960-61 to the financial year 1969-70.

IMPROVEMENT SCHEMES ACCOUNT

- * No. 21.—General Financial Statistics.
 No. 22.—General Account for the year 1969-70.
 No. 22A.—Slum Clearance Account City (General Account).
 No. 22B.—Slum Clearance Account Suburban (General Account).
 * No. 23.—General Account for 1969-70—Details of Income.
 * No. 23A.—General Account Slum Clearance (City) for 1969-70 details of Income.
 * No. 23B.—General Account Slum Clearance (Sub.) for 1969-70 details of Income.
 * No. 24.—General Account for 1969-70—Details of Expenditure.
 * No. 24A.—General Account Slum Clearance (City) for 1969-70 details of Expenditure.
 * No. 24B.—General Account Slum Clearance (City) for 1969-70 details of Expenditure.
 No. 25.—Balance sheet (Capital Account) as at 31st March 1970.
 No. 25A.—Balance sheet Slum Clearance City.
 No. 25B.—Balance sheet Slum Clearance Suburbs.
 No. 26.—Block Account showing Capital Expenditure upto 31st March 1970.
 No. 26A.—Block Account showing Capital Expenditure upto 31st March 1970—for Slum Clearance City.
 No. 26B.—Block Account showing Capital Expenditure upto 31st March 1970 for Slum Clearance Suburbs & Extended Suburbs.
 * No. 27.—Statement showing scheduled land as specified in the Schedules W to Z annexed to Act XIII of 1933.
 * No. 28.—Statement showing the actual investments on account of the Sinking Fund of different Improvement Trust 31st March 1970
 * No. 28A.—Statement showing actual investments on account of Sinking Fund for Slum Clearance upto 31st March 1970 compared with the amounts which should have accumulated upto that date on the basis of the fixed instalments and the sums set aside as Sinking Fund, as at 31st March 1970.
 * No. 28B.—Slum Clearance (Suburb) Sinking funds as on 31-3-1970.
 No. 29.—Statement showing outstanding loans of the Bombay Improvement Trust due by the Municipality, the interest outstanding on 1st April 1969 on the different loans, the amount payable for the year 1969-70, the amount paid during the year and the balances outstanding on 31st March 1970.
 No. 29A.—Statement showing outstanding loans of the Slum Clearance Scheme (City) Budget 'B' etc.
 * No. 30.—Comparison of Face, Purchase and Market values at 31st March 1970 of the different securities held in the Sinking Fund.
 * No. 30A.—Comparison of Face, Purchase and Market values at 31st March 1970 of the different securities held in the Slum Clearance.
 No. 30B.—Comparison of Face, Purchase and Market values as on 31st March 1970 of the different (vide para 3.) (ii) held in the chief Fund (vide 32) (ii) Para of the chief Accountant's report.

EDUCATION FUND

- No. 31.—Revenue Account for the year ended 31st March 1970.
 * No. 32.—Statement showing Net Receipts during the year 1969-70 from all sources as contrasted with the original and Revised Budget Estimates.
 * No. 33.—Statement showing actuals Expenditure as compared with the final sanctioned grants for 1969-70.
 No. 34.—Revenue Account Balance Sheet as at 31st March 1970.
 No. 35.—Capital Fund Balance Sheet as at 31st March 1970
 * No. 36.—Block Account showing details of Capital Expenditure upto 31st March 1970.
 No. 37.—Statement showing outstanding loan due by the Municipality, the interest outstanding on 1st April 1965 on different loans, the amount payable for the year 1969-70 the amount paid by the State Bank of India and in office during that year and the balances outstanding on 31st March 1970.
 * No. 38.—Statement showing the actual investment on account of the sinking Fund of different Education Loans upto 31st March 1970 compared with the amounts which should have accumulated upto that date on the basis of the fixed instalments and the sums set aside as Sinking Fund as at 31st March 1970.
 * No. 39.—Statement of Advances for 1969-70
 * No. 39A.—Statement of Deposit Accounts for 1969-70.
 * No. 39B.—Statement of interest accrued but not paid in respect of the Municipal loans outstanding on 31st March 1970.
 No. 40.—Statement showing the amounts of receipts and Expenditure respectively credited and debited on the Education Fund during the year 1969-70 and the balance at the credit of the fund at the close of the year 1969-70. (i.e. 31st March 1970).
 * No. 41.—Comparison of Face, Purchase and Market values at 31st March 1970 of the different securities held in the Sinking Fund.
 * No. 41A.—Statements showing the amount of and object for which the endowments held under the Endowment Fund were received from different parties upto 31st March 1970

* These Appendices will be found in the Departmental copies of Annual Accounts for the year 1969-70.

APPENDIX No. 1.
General Financial Statistics.

—	1965-66.	1966-67.	1967-68.	1968-69.	1969-70.
<i>General†</i>					
1. Area of the Greater Bombay (acres) ...	1,08,787	1,08,787	1,08,787	1,08,787	† 444.17 sq. Km.
2. Population ...	41,52,056	41,52,056	41,52,056	41,52,056	41,52,056
<i>Rates and Assessments.</i>					
3. Rateable valued Rs.	52,26,84,099	58,80,67,789	63,50,99,063	67,99,12,798	69,60,36,203
4. Rateable value per head of population.	Rs. 125-89	Rs. 141-63	Rs. 152-96	Rs. 163-75	Rs. 167-64
5. Properties registered in the Assessment Book	1,67,901	1,78,993	1,86,378	1,92,381	1,99,859
<i>Income.</i>					
	Rs.	Rs.	Rs.	Rs.	Rs.
	at 24 per cent.	at 24 per cent.	to 24 per cent.	at 24 per cent.	at 24 per cent.
6. General Tax ...	10,40,38,719	11,79,91,593	12,60,48,283	14,89,18,415	15,12,67,406
7. Income from other sources ...	20,79,62,432	25,40,72,497	25,26,31,321	26,71,00,095	30,86,10,177
Total Income Rs. ...	31,20,01,151	37,20,64,090	37,86,79,604	41,60,18,510	45,98,77,583
8. Incidence of Taxation per head	Rs. 64.45	Rs. 78.03	Rs. 79.10	Rs. 89.13	Rs. 97.20
<i>Loans.</i>					
	Rs.	Rs.	Rs.	Rs.	Rs.
9. Debt outstanding ...	69,92,24,580	77,24,66,723	87,55,20,530	98,15,62,981	1,09,51,88,864
10. Redemption and Sinking Funds in hand or invested ...	22,32,25,488	22,85,97,049	23,52,45,783	26,28,50,142	29,10,12,182
11. Net Loan Debt ...	47,59,99,092	54,38,69,679	64,02,74,747	71,87,12,839	80,41,76,682
12. Net Debt per head of population ...	Rs. 114.64	Rs. 130.99	Rs. 154.21	Rs. 173.10	Rs. 193.68
<i>Expenditure</i>					
	Rs.	Rs.	Rs.	Rs.	Rs.
13. <i>Water Works—</i>					
Maintenance ...	2,35,39,588	2,63,52,239	3,16,90,158	3,13,69,598	3,95,15,106
Debt Charges ...	3,70,00,082	3,69,57,715	3,41,44,138	4,70,11,902	5,40,37,968
14. Primary Education ...	3,27,03,880	4,60,40,770	5,90,03,780	5,99,73,600	6,04,45,050
15. Medical Relief ...	3,68,85,325	4,11,36,568	5,06,66,261	5,19,71,588	6,34,61,300
16. Other City services ...	12,78,74,357	14,65,74,688	16,50,98,200	16,80,71,010	20,12,58,538
17. Debt Charges—excluding Water Works ...	3,38,28,556	3,06,14,605	4,07,10,180	3,96,09,521	4,37,80,895
Total Expenditure Rs. ...	29,18,21,788	32,76,76,585	38,13,12,717	39,80,07,224	46,24,98,857

† As per census 1961.

APPENDIX No. 2.

Revenue Account for the year ended 31st March 1970.

Particulars	Total		Particulars.	Total.	
	Rs.	P.		Rs.	P.
To Revenue Expenditure ...	46,24,98,857.14		By Revenue Receipts ...	45,98,77,582.59	
	46,24,98,857.14		By Balance being deficit for the year ...	26,21,274.55	
				46,24,98,857.14	
To Contribution towards Improvements Schemes during 1970-71 ...	Rs. 1,98,97,870.00	P.	By Surplus Revenue Fund as at 1st April 1969 ...	Rs. 11,81,51,217.23	P.
To Revenue Expenditure to be incurred in 1970-71 and provided for as renewed grants ...	4,62,66,081.00		By Deficit for the year ...	26,21,274.55	
	6,61,63,951.00			11,55,29,942.68	
To Balance being Surplus Revenue Fund as at 31st March 1970 as per Appendix No. 5 of Division I, II, III (Combined) ...	12,27,16,667.68		By Contribution towards Improvements Schemes during 1969-70 ...	1,09,46,000.00	
	18,88,80,618.68		By Revenue of previous years reserved for the year 1969-70. ...	6,24,04,676.00	
				7,33,50,676.00	
				18,88,80,618.68	

Appendix No. 5

(CITY)

Revenue Account Balance Sheet as at 31st March 1970.

LIABILITIES.		Rs.	P.	ASSETS.		Rs.	P.
Debts—				Cash at Bank Cr. ... 31,03,819 49			
				Cash in Office ... 1,79,08,042 66			
	Due on Cash Bills Outstanding Account	2,96,415	42	Municipal Loans—Interest warrants Payable Account ... 2,00,154 60			
	.. Cheques payable	58,19,648	49	B. I. Trust Loans—Interest warrants Payable Account ... 6,011 56			
	.. Stores purchased, Outstanding Accounts	10,26,041	18	Interest on B. I. Trust Loans Payable Account ... 4,738 96			
	Capital Stores Purchases Account.	Dr. 1,42,4755	40				
	Stock Adjustment Account	46,366	74	Amount: with D.A. (Subs.) Div. II ... 7,68,70,674 82			
	Reserve Stores Purchase Foras Road	Dr. 45,777	75	Amount advanced to BEST Undertaking Div. III ... 1,00,00,000 00			
	.. Outstanding Charges for 1969-70 and previous years	3,32,66,081	00				
	.. Outstanding Charges on account of Interest accrued but not paid (Vide details shown in Appendix No. 14-E)	88,43,661	09	Interest Receivable Account ... 20,81,240 00			
	.. Debt charges Equalization Fund [Vide Appendix 14E (I)]			Due for Stores sold ... 58,13,402 00			
				10,97,80,445 11			
Improvement Schemes—				Stock—(Vide Appendix No. 14-D)			
	Contribution falling due in 1970-71	1,27,66,970	00	Stock (Reserve Stores) ... 67,98,779 65			
	Deposits in Cash and Public Securities from Contracts and private parties (Vide details shown in Appendix No. 14-C)	11,67,19,850	63	Stock (Reserve Stores) Foras Road Depot ... 2,64,819 87			
				Line Suspense Account ... 86,617 10			
				71,50,216 62			
Special Funds as at 31st March 1970—				Plant and Machinery Purchased out of S.C.B. ... 23,51,189 96			
	Public Monuments Maintenance Fund (vide details shown in Appendix No. 16-B)	1,31,815	74				
	Endowments Fund (vide details shown in Appendix No. 16-C)	13,21,351	29				
	Municipal Fire and Accident Insurance Fund	25,85,660	93	Advances, Recoverable—(Vide Appendix No. 14-A) ... 8,46,71,564 59			
	Net Premia Fund	45,71,777	44	Deposits in G. P. notes with Central Rly. and with D. G. S. New Delhi * ... 1,01,23,513 23			
	Provident Fund	20,05,17,106	79	Deposits in Public Securities—			
	Fines Fund	With the State Bank of India ... 59,61,920 00			
	Plant and Machinery Depreciation Fund	33,05,868	17	In Office ... 2,46,900 00			
	Hospital Fund	20,40,854	32	Advances out of Special Funds—(Vide Appendix No. 14-B) ... 62,09,820 00			
	K. E. M. Hospital and G. S. M. College Equipment Fund	1,80,971	04	Advances from Plant and Machinery Depreciation Fund for Levelling, Metalling etc., Private Streets ... 8,15,876 27			
	G. S. M. College and K. E. M. Hospital Research Fund	1,39,815	25	Amount advanced from Net Premia Fund for the purchase of Plant and Machinery for the Municipal Printing Press ... 15,191 97			
	Fidelity Guarantee Insurance Fund	4,19,343	00	Advances for meeting Capital Expenditure from:—			
	Motor Vehicles Third Party Insurance Fund	14,65,636	54	Municipal Fire and Accident Insurance Fund ... 8,70,350 71			
	Welfare Fund	Plant and Machinery Depreciation Fund ... 13,18,831 43			
	Land (Reclamation and Acquisition) Fund	84,77,312	26	Net Premia Fund ... 9,69,817 30			
	Pension Fund	7,94,98,982	89	K. E. M. Hospital & G.S.M. College Research Fund ... 8,845 12			
	Gratuities Fund	85,27,588	89	Hospital Fund ... 6,69,517 32			
				Land (R & A) Fund ... 36,10,378 95			
				G.S.M. College and K.E.M. Hosp. Equipment Fund ... 63,850 10			
				Motor vehicles (Third party) Ins. Fund. ... 3,60,65 87			
				87,03,315 04			
Carried Forward ... 19,05,00,585 95				Carried Forward ... 22,89,89,064 55			

* (1) Securities Deposit with S. BI.

As per C. R. No. 794 of 11-9-1969.
3 per cent conversion Loan 1946.

Face Value	Rate	Book Value
Rs. 55,72,200	101.00	Rs. 56,27,922.00
Rs. 3,097,600	100.94	Rs. 31,26,639.98
Rs. 13,11,700	Par	Rs. 13,11,700.00
Rs. 43,500	99.75	Rs. 43,391.25
Rs. 1,00,25,000		Rs. 1,01,09,653.23

(2) Securities Deposit with Thana Electricity Supply Co.

4 per cent. Madya Pradesh State Development
Loan 1971.

Total	...	Rs. 1,00,39,000	...	Rs. 1,01,23,513.23
-------	-----	-----------------	-----	--------------------

**Appendix No. 5—(Concl'd.)
(CITY)**

LIABILITIES	Rs. P		ASSETS.				Rs. P.		
Brought forward ...	49,05,00,585	95	Brought forward ...					22,89,89,064	55
Surplus Revenue Fund as per Appendix No. 2 ...	19,45,42,846	24	Investments—			In Securities.	Deposits in Cash, Call, Fixed & Current A/c.		
			Municipal Fire and Accident Insurance Fund ...	17,15,200	00	Rs. P.	Rs. P.	17,15,310	22
			Net Premia, etc., on different Municipal Loans ...	35,86,725	50			35,86,768	17
			Provident Fund ...	20,05,16,903	31			20,05,17,106	79
			Plant and Machinery Depreciation Fund ...	11,72,024	00			11,72,160	47
			Hospital Fund ...	13,71,300	00			13,71,337	00
			K.E.M. Hospital and G.S.M. College Equipment Fund.	1,17,100	00			1,17,120	94
			G.S.M. College and K.E.M. Hospital Research Fund .	1,30,900	00			1,30,970	13
			Fidelity Guarantee Insurance Fund ...	4,19,300	00			4,19,343	00
			Land (Reclamation & Acquisition) Fund ...	48,66,801	25			48,66,933	31
			Motor Vehicles (Third party) Insurance Fund ...	10,05,900	00			11,05,980	67
			Pension Fund ...	7,94,98,974	00			7,94,98,982	89
			Gratuities Fund ...	85,27,500	00			85,27,588	89
			Public Monuments Maintenance Fund (Vide Appendix No. 16-B) ...	1,31,723	74			1,31,815	74
			Endowments Fund (Vide Appendix No. 16-C) ...	13,21,259	86			13,21,351	29
				30,43,81,611	66			30,44,82,769	51
			Investment of Surplus money: In Public Securities.						
			3% Conversion Loan 1946 †**	38,013	14			38,013	14
			Surplus Fund— In Securities:—			Face Value.	Book Value.		
			6 % B.M. Debentures ...	89,70,000	00	89,70,000	00		
			4½ % Do. ...	39,68,200	00	39,37,878	50		
			4 % Do. ...	15,65,300	00	15,40,737	00		
			3½ % Do. ...	39,08,400	00	39,08,400	00		
				1,84,11,900	00	1,83,57,015	50		
			In fixed, call, & current deposit and in cash			...	††	13,31,76,569	49
Total ...	68,50,43,432	19	Total ...					68,50,43,432	19

* For Face, Purchase and Market Values of each kind of securities held in the Special Funds, please see Appendix No. 16.

† In respect of permanent deposits from lessees.

** Face Value of the securities is Rs. 40,900

†† Fixed Deposit 11,85,34,895 Call Deposit 1,27,00,000 Current Deposit 18,62,184.79 with State Bank of India 79,489,70 Total 113,31,76,569.49.

APPENDIX No. 5

(EXTENDED SUBURBS)

Revenue Account Balance Sheet as at 31st March 1970.

LIABILITIES	Rs.	ASSETS	Rs.
Debts—		Cash at Bank	—7,67,863.69
Due on Cash Bills Outstanding Account ...	41,181.70	Cash in Office	11,38,832.94
Due on Cheques payable ...	10,24,212.25	Current Account with the State Bank of India, Bombay for payment of interest on Extended Suburbs Loans ...	53,680.92
Due on Outstanding Charges for 1969-70 and previous years (Appendix No. 4) ...	40,00,000.00	Bombay Municipal Corporation Loans Interest Warrants payable account ...	9,403.50
Due on Outstanding Charges on account of interest accrued but not paid (Appendix No. 14) ...	5,39,384.73		4,29,053.67
Deposits in cash and public securities from contractors and private parties (Appendix No. 13) ...	1,58,78,824.57		
Special Funds as at 31st March 1970—		Amount spent for Loan works (Vide Appendix No. 7)	1,86,30,339.99
Hospital Fund ...	94,500.00	Advances Recoverable—	
Contribution to Budget 'B' ...	18,94,600.00	Reinstatement of Trenches	2,44,778.30
Amount transferred from Div. I & II ...	1,79,32,814.87	Municipal Officers	70,006.93
		Departmental Work	4,28,351.20
		Private Works	6,03,137.35
		Sundries, Misc. Advances	30,58,690.49
		Municipal Contractors	5,036.01
		Mechanical Transport	1,267.45
		Demolition of Sheds	571.40
			44,11,839.13
		Deposit in Public Securities—	
		In Office ...	3,26,700 00
		With Bank ...	2,43,250 00
			5,69,950.00
		Investments :—	Rs. Rs.
		†Special Funds	
		Hospital Fund ...	94,500.00 94,500 00
			94,500.00
		Surplus Fund—	Face Value. Cost.
		4% Rs. 70 lakhs Budget 'A'	
		Internal Loan 1954-55	20,26,600 20,26,600.00
			20,26,600.00
		Fixed. Call. Current A/c.	29,54,030.01
		Deposits & Cash	29,54,030.01
		Deficit in Revenue Funds	1,22,89,205.32
Total ...	4,14,05,518.12	Total ...	4,14,05,518.12

APPENDIX No. 6.

(Ext. Suburbs)

HOSPITAL FUND

	Dr.		Cr.	
	Rs.	P.	Rs.	P.
Balance on 1st April 1969	94,500.00	...
Balance on 31st March 1970 as per Balance Sheet, Appendix No. 5 ...	94,500.00
Total ...	94,500.00	...	94,500.00	...

† For Face, Purchase and Market Value of each kind of Securities held in the Spl. Funds please see Appendix No. 17

APPENDIX No. 7.
(CITY)

Capital Fund Balance Sheet as at 31st March 1970

LIABILITIES.	Rs.	P.	ASSETS.	Rs.	P.
Loans Outstanding :-					
Due to Government (Vide details as shown in Appendix No. (II))	...	3,43,90,616.99	Block Account :-		
Due to Public— (Vide details as shown in Appendix No. (II))	...	85,29,14,000.00	Loan Funds—		
Advances from Special Funds— (Vide details as shown in Appendix No. (II))	...	78,72,246.76	Property and Assets at original cost per Appendix No. 8	Rs	P
		89,51,76,863.75		1,23,21,47,464	76
Trust Fund Account—	Rs. P.		Deduct— Subventions granted for the conversions of privies into water closets, shown below	14,43,163	44
Donation from Mr. D. M. Bahadurji	3	69		1,23,07,04,301	32
Donation from Sheth Shantilal M Parikh for the establishment of Blood Bank	11,709	99	Add— Subventions granted for the conversion of privies into water closets Rs. 22,97,055 00		
Donation from— The Trustees of the late Justice Badruddin Tyabji Memorial Fund for the construction of Orchard House at Victoria Garden	1,694	50	Deduct— Expenditure written off	8,53,891.56	14,43,163 44
Donation from— The Chairman of Trustees of the Lotus Trust for the construction of electric crematorium at Chandanwadi	71	62			1,23,21,47,464 76
Donation from— The Managing Trustee of Shri Ramkunwar Charita- ble 'X' Ray Institute Trust for Conversion of F Ward Stables into an Isolation Hospital for 80 Beds for T. B. Patients, etc.	51,001	00	Trust Fund—		
Donation from— Reserve Bank of India for construction of a ward 38/40 beds for accommodating their Sick employ- ees in K. E. M. Hospital	48,417	39	Expenditure as per Appendix No. 8		71,57,23; 46
Donation from— The Trustees of Shri Anant Nathaji Maharaj Jain Temple towards the cost of construction of a new public convenience.	1	25	Worn out Water Mains Renewal Fund—		
Donation from— Dr. G. V. Deshmukh for providing additional 50 Surgical Beds for women in the M.G.H. Sion...	250	00	Expenditure as per Appendix No. 8		9,64,525 91
Amount received from Government of Bombay for the work of construction of Sub-way near church Gate Station	00	38	Municipal Land and Buildings Fund—		
Amount received from the Poor Box Charity Fund for Convalescent Home at K. E. M. Hospital	1,43,267	31	Land purchased and Buildings erected as per Appendix No. 8		43,03,043 42
Amount received from the President, T.N.M. College Pavilion Fund and Smt. Desai Shri M.M. Amersay for construction of Pavilion at T.N.M. College	38,660	42	Temporary advance to Development Fund		31,77,390 37
Amount received from the Governor's Hospital Fund for extension of Orthopaedic Theatre at K. E. M. Hospital	2,20,268	96	Investments—		
Amount received from Rockefeller Foundation Trust, for the work of construction of additional floors over the Registration Block and outpatients depart- ment, etc. at K. E. M. Hospital	2,23,240	70	Sinking Fund—		
Open Air Theatre at Victoria Garden	25,000	00	As per Appendix No 10	(a)	22,21,66,379 09
Amount received from the Parsee Central Association Co-operative Housing Society Ltd., for constru- ction of 1100 additional stones at Mohalekmi Dhobiwada	861	63	Loan and Trust Funds—		
Amount received from Central Government for Isola- tion Hospital	1,25,000	00	Amount reserved for capital stores		1,33,26,470 93
Amount received from Messrs. J. J. Kapadia and Co Ltd. for construction of a new Building for T. N. M. College in Mural Painting for)	65	62	In fixed deposits	11,23,61,900	00
Amount received from Phiroze Bharucha Memorial Fund for the establishment of Thoracic and Car- diac Institute	55,959	29	In cash	1 77	11,23,61,501 77
Amount received from late Shri Mohamed Haji Sab- Siddik for the work of construction of an addi- tional floor over the existing Maternity Home at Cadell Road	34,872	71			
		9,80,346 46			
Carried over	...	89,61,57,210 21			1,57,56,04,412 71

(a) For Face, Purchase and Market Values of Securities held in the Sinking Funds please see Appendix 1 to 16A—
z The amount represents the balance on account of Trust Funds and Loan Funds

**APPENDIX No. 7--(Concl'd.)
(CITY)**

LIABILITIES.		Rs.	ASSETS.		Rs.
	Brought over	89,61,57,210.21		Brought over	1,59,56,04,412.71
Surplus--					
CAPITAL ASSETS AT ORIGINAL COST OVER LIABILITIES:--					
Sinking Fund on Loans	...	22,21,66,379.09			
Loans Redemption Fund	...	47,66,42,897.97			
Premia on Loans	...	3,20,848.74			
Contributions from Special Funds	...	8,03,171.02			
Do. Revenue for Loan Works Establishmen	...	17,869.98			
Do. G. I. P. Railway	...	3,74,000.00			
Do. Port Trust	...	1,56,500.00			
Do. Government for Schools	...	5,00,000.00			
Do. Government for widening the Lov	...	91,234.00			
Do. Grove Bridge	...	9,64,525.91			
Do. Worn-out Water Mains Renewal Fund	...	74,80,433.79			
Do. Land and Buildings Fund	...	1,34,32,075.48			
Do. Development Fund	...	7,00,000.00			
Do. Revenue towards Bai Jerbai Wadi	...	71,57,236.46			
Do. Hospital for Children	...	18,123.64			
Do. Trust Fund	...				
Do. Trustees Gokuldas Tejpal Charities	...				
Grant in aid from Government for widening the Road in Colaba division		12,975.87			
		73,08,38,271.95			
Deduct--					
Assets written off:					
Amount as on 31st March 1969	Rs. 2,88,29,528.78				
Additions during the year 1969-70.	.. 25,61,540.67				
		3,13,91,069.45			
		69,94,47,202.50			
Grand Total	...	1,59,56,04,412.71	Grand Total	...	1,59,56,04,412.71

APPENDIX No. 7
(Suburb)
Capital Fund Balance Sheet as at 31st March 1970.

LIABILITIES.		ASSETS.	
	Rs.	P.	
Loans Outstanding—			Block Account—
Due to Government—			
Due to Public—	14,55,71,000.00		Loan funds—
(Vide details as shown in Appendix No. 11). ..		14,55,71,000 00	Property and Assets at original cost as per Appendix No. 8
Trust Fund Account—			*21,36,09,390 36
Donation for School Building at—			Trust Fund—
New Mandala ...	Rs. P.		Expenditure as per Appendix No. 8 ..
Extension to School at Madh ...	11 75		3,47,981 62
	682 56		
		694 31	Sinking Fund—
Surplus—			As per Appendix No 10 ..
Advance from Surplus Money	2,63,71,963 25		5,48,02,397 92
Capital Assets at original cost over Liabilities—			
Sinking Fund on Loans	5,48,02,397 92		
Loan Redemption Fund	3,23,45,983 48		
Contribution from Trust Fund	3,75,215 69		
Contribution from Govern- ment ...	89,92,515 25		
Contribution from Budget A Div. I ...	3,00,000 00		
		12,31,88,075 59	
Grand Total ...	26,87,59,769 90		Grand Total ... 26,87,59,769 90

* Includes, an advance of Rs. 56,21,663.52 for purchase of plant and machinery.

APPENDIX No. 7.

EXTENDED SUBURBS

Capital Fund Balance Sheet as at 31st March 1970.

LIABILITIES.		Assets.	
	Rs.	P.	
Loans Outstanding—			Block Account—
Due to Government.		Loan Funds—
Due to Public (Appendix No. 11) ...	5,44,50,000.00		Property and Assets at original cost ...
			*7,65,80,339.99
Surplus—			Sinking Fund—
Capital Assets at original cost over Liabilities.			... 1,40,43,404.69
Sinking Fund on Loan 1,40,43,404.69 (Appendix No. 10)			
Amount taken from Surplus Monies 1,86,30,339.99 (Vide appendix No. 5).			
Contribution from Government ... 35,00,000.00			
		3,61,73,744.68	
Total ...	9,06,23,744.68		Total ... 9,06,23,744.68

* Includes an advance of Rs. 4,47,414.37 given for purchase of Plant and Machinery.

APPENDIX No. 8.
(CITY)
SUMMARY

	Total Capital Expenditure upto 31st March 1969.	Expenditure During 1969-70.	Capital Expenditure upto 31st March 1970.
	Rs.	Out of Loan Funds. Rs.	Rs.
(1) Loan Funds			
I.—General supervision, Collection of Revenue, etc. ...	1,67,91,401	10,37,780	1,78,29,181
II.—Water Works ...	68,38,71,084	3,97,24,180	72,35,95,264
III.—Education, Primary ...	27,98,012	...	27,98,012
IV.—Free Reading Rooms, libraries and Municipal High Schools ...	20,704	1,45,000	1,65,704
V.—Public Health Department ...	1,37,90,957	47,497	1,38,38,454
VI.—Medical Relief and Education ...	6,41,47,639	49,12,186	6,90,59,825
VII.—Street, Cleansing and Conservancy Road Watering and Halalkhore Service ...	6,03,79,040	26,62,060	6,30,41,100
VIII.—Roads, Drains and Sewers ...	16,94,59,589	37,07,820	17,31,67,409
IX.—Mechanical ...	37,11,598	...	37,11,598
X.—Buildings, Land Acquisition and Management ...	8,13,27,496	7,91,342	8,21,18,838
XI.—Fire Brigade ...	30,80,552	143	30,80,695
XIII.—Gardens and Open Spaces ...	1,11,21,726	4,13,201	1,15,34,927
XIV.—Markets and Slaughter Houses ...	2,89,19,199	1,03,96,524	3,93,15,723
XV.—Slum Service ...	47,81,005	61,253	48,42,258
XVI.—Measures for Civil Defence... ..	1,87,149	...	1,87,149
XVII.—Greater Bombay ...	2,81,068	...	2,81,068
XVIII.—Industrial Estates ...	90,14,783	3,452	90,18,235
Discount and other charges on Loans ...	66,33,952	...	66,33,952
Plant and Machinery ...	87,48,222	Cr. 8,20,149	79,28,073
(1) Loan Funds—Total.	1,16,90,65,176	6,30,82,289	1,23,21,47,465
(2) Trust Fund			
Works executed ...	71,55,206	2,030	71,57,236
(3) Worn out Water Mains Renewal Fund			
Works executed ...	9,64,526	...	9,64,526
(4) Land and Buildings Fund			
Lands purchased and buildings erected ...	43,03,044	...	43,03,044
Grand Total.	1,18,14,87,952	6,30,84,319	1,24,45,72,271

APPENDIX No. 8

(Suburbs)

SUMMARY

	Total Capital expenditure upto 31st March 1969.	Expenditure during 1969-70.	Total Capital expenditure upto 31st March 1970.
	Rs.	Rs.	Rs.
(1) Loan Funds.			
I.—General Supervision, Collection of Revenue, etc. ...	17,46,250.03	54,443.17	18,00,693.20
II.—Water Works ...	3,27,57,896.78	16,35,842.95	3,43,93,739.73
III.—Education Primary ...	1,24,023.59	...	1,24,023.59
IV.—Free Reading Rooms, Library etc. ...	67,040.20	...	67,040.20
V.—Public Health Department ...	6,60,397.00	49,305.83	7,09,702.83
VI.—Medical Relief and Education ...	95,57,515.94	15,21,241.27	1,10,78,757.21
VII.—Street Cleansing and Conservancy, etc. ...	4,31,43,494.10	24,59,092.61	4,56,02,586.71
VIII.—Roads, S. W. Drains and Public Lighting ...	7,82,63,727.41	90,33,732.64	8,72,97,460.05
IX.—Mechanical ...	50,501.36	...	50,501.36
X.—Buildings, Land Acquisition and Management ...	1,27,57,842.51	7,85,071.46	1,35,42,913.97
XI.—Fire Brigade ...	14,98,996.60	13,702.46	15,12,699.06
XIII.—Gardens and Open Spaces ...	21,49,187.98	68,734.29	22,17,922.27
XIV.—Markets and Slaughter Houses ...	23,60,276.83	1,65,545.19	25,25,822.02
XV.—Village Amenities ...	38,44,842.65	42,530.86	38,87,373.51
XVI.—Industrial Estates	2,94,809.00	2,94,809.00
Suspense Account ...	9,15,600.00	11,42,863.66	20,58,463.66
Plant and Machinery ...	48,45,205.84	7,76,457.68	56,21,663.52
Discount and other charges on Loans ...	8,23,218.47	...	8,23,218.47
(1) Loan Funds—Total ...	19,55,66,017.29	1,80,43,373.07	21,36,09,390.36
(2) Trust Fund			
Works Executed ...	3,63,945.69	15,964.07	3,47,981.62
Grand Total ...	19,59,29,962.98	1,80,27,409.00	21,39,57,371.98

APPENDIX No. 8
(EXTENDED SUBURBS)
SUMMARY

	Total Capital Expenditure upto 31st March 1969		Expenditure during 1969-70		Total Capital Expenditure upto 31st March 1970.	
	Rs.	P.	Rs.	P.	Rs.	P.
Loan Funds.						
I.—General Supervision, Collection of Revenue, etc. ...	14,35,715.53		2,73,570.55		17,09,286.08	
II.—Water Works ...	1,58,64,218.84		4,69,081.04		1,63,33,299.88	
V.—Public Health Department ...	5,07,482.87		1,32,197.01		6,39,679.88	
VI.—Medical Relief and Education ...	48,27,257.59		3,71,413.13		51,98,670.72	
VII.—Street Cleansing and Conservancy Road Watering ...	1,06,73,497.53		14,63,030.78		1,21,36,528.31	
VIII.—Roads, S. W. Drains and Public Lighting ...	2,84,59,261.62		56,29,904.92		3,40,89,166.54	
IX.—Mechanical ...	17,075.00		...		17,075.00	
X.—Buildings, Land Acquisition and Management ...	17,43,376.88		5,61,234.57		23,04,611.45	
XI.—Fire Brigade ...	1,16,170.18		...		1,16,170.18	
XIII.—Gardens and Open Spaces ...	6,61,147.93		2,20,700.00		8,81,847.93	
XIV.—Markets and Slaughter Houses ...	16,34,240.95		21,618.77		16,55,859.72	
XV.—Village Amenities ...	9,69,162.88		36,344.55		10,05,507.43	
Plant and Machinery ...	4,69,731.71		Cr. 22,317.34		4,47,414.37	
Discount and other charges on Loans ...	45,222.50		...		45,222.50	
Grand Total ...	6,74,23,562.01		91,56,777.98		7,65,80,339.99	

Statement showing Outstanding Loans due by the Municipal Corporation the interest outstanding on 1st State Bank of India, and in Office during that year

Serial No.	Particulars of Loans.	Rate of Interest per Annum	Balance due on 1st April 1969.		Amount raised in 1969-70.		Total.		Amount re-paid in 1969-70	
			Rs.	Ps.	Rs.	Ps.	Rs.	Ps.	Rs.	Ps.
	Loans raised from Government.									
1	Rs. 100 Lacs Loan (1953-54)	4½ per cent.	52,64,320	97			E 52,64,320	97	4,33,411	36
2	100 Lacs Loan (1953-54)	4½ per cent.	52,64,320	97			E 52,64,320	97	4,33,411	36
3	100 Lacs Loan (1954-55)	4½ per cent.	56,80,063	22			E 56,80,063	22	4,15,742	31
4	100 Lacs Loan (1954-55)	4½ per cent.	55,80,063	22			E 56,80,063	22	4,15,742	31
5	100 Lacs Loan (1955-56)	4½ per cent.	60,78,856	87			E 60,78,856	87	3,98,793	58
6	100 Lacs Loan (1955-56)	4½ per cent.	60,78,856	87			E 60,78,856	87	3,98,793	58
7	50 Lacs Loan (1955-56)	4½ per cent.	30,39,426	37			E 30,39,426	37	1,99,397	00
Total—Loans raised from Government			3,70,85,908	49			3,70,85,908	49	26,95,291	50
	Loans raised from the Public.									
1	The Tansa Water Works Loan (Rs. 147 Lakhs) ...	5 per cent.	5,000	00			5,000	00	(a)	...
2	25 Lakhs Loan for Sewerage Water and other Sanitary Works due on 1-11-1939	4 per cent.	3,000	00			3,000	00	(a)	...
3	The 15 Lakhs Loan for Street Improvements ...	4 per cent.							(a)	...
4	The 30 Lakhs Loan for the Acquisition of Sites for the Construction of Overbridges...	4 per cent.	26,000	00			26,000	00	(a)	...
5	The 70 Lakhs Loan for re-duplication Tansa Main and other Auxiliary Works ...	4 per cent.	20,63,000	00			20,63,000	00	(a)	...
6	The 20 Lakhs Loan for Street Improvements ...	4 per cent.	1,500	00			1,500	00	(a)	...
7	The 10 Lakhs Loan for the Conversion of the Storm Water Reservoir at Clerk Road into a Public Park 1920 ...	5 per cent.	10,00,000	00			10,00,000	00	(a)	...
8	160 Lakhs Loan for the Improvement of the Water Supply in Bombay (First Issue)	6 per cent.	12,500	00			12,500	00	(a)	...
9	160 Lakhs Loan for the Improvement of the Water Supply Bombay (Second Issue).	6 per cent.	30,000	00			30,000	00	(a)	...
10	Rs. 37 Lakhs Loan (1929-30) ...	5 per cent.	1,500	00			1,500	00	(a)	...
11	Rs. 31.43 Lakhs Loan for the repayment of Rs. 40 Lakhs Loan due 19th December 1929 ...	5 per cent.							(a)	...
12	Rs. 28 Lakhs Loan for the repayment of Rs. 39,94,000 out of 6 per cent. Rs. 50 Lakhs Loan due 1st August 1929 ...	5 per cent.							(a)	...
Loans from Public Carried over Rs. ...			31,43,500	00			31,43,500	00		
Loans from Govt. Carried over Rs. ...			3,70,85,908	49			3,70,85,908	49	26,95,291	50

(a) As under the terms of these loans the bonds cannot be repaid to the holders before the dates stipulated in the debentures, the Sinking Fund has been invested as shown in detail in Appendix No. 10.
E—These loans are repayable in twenty five annual equated instalments of principal and interest, the first instalment being payable on the first anniversary date of the drawing of the loan.

No. 11 City

April 1969 on the different Loans, the amount payable for the year 1969-70, the amount paid by the and the balances outstanding on 31st March 1970.

Balance due on 31st March 1970.		Interest outstanding on 1st April 1969		Interest payable in 1969-70.		Total interest due		Deduction—Interest paid by the State Bank of India and in Office.		Outstanding balance on 31st March 1970.	
8		9		10		11		12		13	
Rs.	Ps.	Rs.	Ps.	Rs.	Ps.	Rs.	Ps.	Rs.	Ps.	Rs.	Ps.
48,30,909	61	...		2,23,733	64	2,23,733	64	2,23,733	64	...	
48,30,909	61	...		2,23,733	64	2,23,733	64	2,23,733	64	...	
52,64,320	91	...		2,41,402	69	2,41,402	69	2,41,402	69	...	
52,64,320	91	...		2,41,402	69	2,41,402	69	2,41,402	69	...	
56,80,063	29	...		2,58,351	42	2,58,351	42	2,58,351	42	...	
56,80,063	29	...		2,58,351	42	2,58,351	42	2,58,351	42	...	
28,40,029	37	...		1,29,175	62	1,29,175	62	1,29,175	62	...	
3,43,90,616	99	...		15,76,151	12	15,76,151	12	15,76,151	12	...	
C	5,000 00 } 3,000 00 }	2,665	06	...		2,665	06	...		2,665	06
C	1,000 00	380	00	...		380	00	...		380	00
...		132	00	...		132	00	...		132	00
B	26,000 00	16,499	06	...		16,499	06	...		16,499	06
B	20,60,000 00 } 3,000 00 }	5,722	89	82,402	00	88,124	89	82,130	00	5,992	89
B	1,500 00	1,298	13	...		1,298	13	...		1,298	13
...		...		50,000	00	50,000	00	50,000	00	...	
B	12,500 00	4,435	56	...		4,435	56	...		4,435	56
B	30,000 00	7,125	75	...		7,125	75	...		7,125	75
B	1,500 00	675	75	...		675	75	...		675	75
...		2,227	31	...		2,227	31	...		2,227	31
...		378	50	...		378	50	...		378	50
31,43,500	00	41,540	01	1,32,402	00	1,73,942	01	1,32,130	00	41,810	01
3,43,90,616	99	...		15,76,151	12	15,76,151	12	15,76,151	12	...	

B—Debentures in respect of these loans have remained unpaid owing to their not having been surrendered for repayment upto 31st March 1970. The Debentures do not carry interest from and after the due dates and will be paid when surrendered for repayment by the holders, out of the Sinking Fund Investments.

C—Stoppage is recorded against these Debentures.

* Treated as saving

No.	Particulars of Loans	Rate of Interest, per Annum	Balance due on 1st April 1969.		Amount raised in 1969-70		Total		Amount re-paid in 1969-70.		
			Rs.	Ps.	Rs.	Ps.	Rs.	Ps.	Rs.	Ps.	
1	2	3	4		5		6		7		
	Loan from Government—Brought forward ...		3,70,85,908.49				3,70,85,908.49		26,95,291.50		
	Loans from Public—Brought forward ...		31,43,500.00				31,43,500.00		...		
	Loans raised from the Public—contd.										
13	Rs. 40 Lakhs Loan (1930-31) ...	6 per cent.	18,500.00				18,500.00		(a)	500.00	
14	Rs. 64 Lakhs Loan (1939-40) ...	3 per cent.	64,00,000.00				64,00,000.00		(a)	64,00,000.00	
15	Rs. 48 Lakhs Loan (1940-41) ...	3½ per cent.	48,00,000.00				48,00,000.00		(a)	...	
16	Rs. 25 Lakhs Loan (1941-42) ...	3½ per cent.	25,00,000.00				25,00,000.00		(a)	...	
17	Rs. 20 Lakhs Loan (1943-44) ...	3½ per cent.	20,00,000.00				20,00,000.00		(a)	...	
18	Rs. 22 Lakhs Loan (1944-45) ...	3½ per cent.	22,00,000.00				22,00,000.00		(a)	...	
19	Rs. 25 Lakhs Loan (1945-46) ...	3½ per cent.	25,00,000.00				25,00,000.00		(a)	...	
20	Rs. 54 Lakhs Loan (1946-47) ...	3 per cent.	54,00,000.00				54,00,000.00		(a)	...	
21	Rs. 75 Lakhs Loan (1947-48) ...	3½ per cent.	75,00,000.00				75,00,000.00		(a)	...	
22	Rs. 61 Lakhs Loan (1948-49) ...	3 per cent.	61,00,000.00				61,00,000.00		(a)	...	
23	Rs. 1.25 Crores Loan (1949-50) ...	3½ per cent.	88,14,500.00				88,14,500.00		(a)	...	
24	Rs. 2 Crores Loan (1950-51) ...	3½ per cent.	19,500.00				19,500.00		(a)	2,500.00	
25	Rs. 80 Lakhs Loan (1950-51) ...	3½ per cent.	80,00,000.00				80,00,000.00		(a)	...	
26	Rs. 1,75,34,000 Loan (1951-52) ...	3½ per cent.	6,000.00				6,000.00		(a)	...	
27	Rs. 2,44,14,500 Loan (1952-53) ...	4 per cent.	16,000.00				16,000.00		...		
28	Rs. 35 Lakhs Loan (1952-53) ...	4 per cent.	1,000.00				1,000.00		...		
29	Rs. 110 Lakhs Loan (1953-54) ...	4 per cent.	25,000.00				25,000.00		...		
30	Rs. 85 Lakhs Loan (1953-54) ...	4 per cent.	85,00,000.00				85,00,000.00		(a)	...	
31	Rs. 50 Lakhs Loan (1953-54) ...	4 per cent.	50,00,000.00				50,00,000.00		(a)	...	
32	Rs. 1,92,49,000 Loan (1954-55) ...	4 per cent.	94,500.00				94,500.00		...		
33	Rs. 70 Lakhs Loan (1954-55) ...	4 per cent.	70,00,000.00				70,00,000.00		(a)	...	
34	Rs. 180 Lakhs Loan (1955-56) ...	4 per cent.	54,000.00				54,000.00		(a)	24,500.00	
35	Rs. 1,15,50,000 Loan (1956-57) ...	4 per cent.	97,500.00				97,500.00		(a)	37,500.00	
36	Rs. 130 Lakhs Loan (1956-57) ...	4 per cent.	1,30,00,000.00				1,30,00,000.00		(a)	...	
37	Rs. 1,14,10,500 Loan (1957-58) ...	4½ per cent.	1,14,10,500.00				1,14,10,500.00		(a)	1,11,64,500.00	
38	Rs. 100 Lakhs Loan (1957-58) ...	4½ per cent.	1,00,00,000.00				1,00,00,000.00		(a)	...	
39	Rs. 250 Lakhs Loan (1958-59) ...	4½ per cent.	2,50,00,000.00				2,50,00,000.00		(a)	...	
40	Rs. 100 Lakhs Loan (1958-59) ...	4½ per cent.	1,00,00,000.00				1,00,00,000.00		(a)	...	
41	Rs. 330 Lakhs Loan (1959-60) ...	4 per cent.	3,30,00,000.00				3,30,00,000.00		(a)	...	
42	Rs. 1,37,50,000 Loan (1960-61) ...	4½ per cent.	1,37,50,000.00				1,37,50,000.00		(a)	...	
43	Rs. 170 Lakhs Loan (1960-61) ...	4½ per cent.	1,70,00,000.00				1,70,00,000.00		(a)	...	
44	Rs. 55 Lakhs Loan (1961-62) ...	4½ per cent.	55,00,000.00				55,00,000.00		(a)	...	
45	Rs. 225 Lakhs Loan (1961-62) ...	4½ per cent.	2,25,00,000.00				2,25,00,000.00		(a)	...	
46	Rs. 200 Lakhs Loan (1962-63) ...	4½ per cent.	2,00,00,000.00				2,00,00,000.00		(a)	...	
47	Rs. 150 Lakhs Loan (1962-63) ...	4½ per cent.	1,50,00,000.00				1,50,00,000.00		(a)	...	
48	Rs. 165 Lakhs Loan (1963-64) ...	4½ per cent.	1,65,00,000.00				1,65,00,000.00		(a)	...	
49	Rs. 235 Lakhs Loan (1963-64) ...	4½ per cent.	2,35,00,000.00				2,35,00,000.00		(a)	...	
50	Rs. 220 Lakhs Loan (1964-65) ...	5 per cent.	2,20,00,000.00				2,20,00,000.00		(a)	...	
51	Rs. 100 Lakhs Loan (1964-65) ...	4½ per cent.	1,00,00,000.00				1,00,00,000.00		(a)	...	
52	Rs. 250 Lakhs Loan (1965-66) ...	5½ per cent.	2,50,00,000.00				2,50,00,000.00		(a)	...	
53	Rs. 300 Lakhs Loan (1965-66) ...	6 per cent.	3,00,00,000.00				3,00,00,000.00		(a)	...	
54	Rs. 200 Lakhs Loan (1965-66) ...	6 per cent.	2,00,00,000.00				2,00,00,000.00		(a)	...	
55	Rs. 250 Lakhs Loan (1966-67) ...	5½ per cent.	2,50,00,000.00				2,50,00,000.00		(a)	...	
56	Rs. 400 Lakhs Loan (1966-67) ...	6 per cent.	4,00,00,000.00				4,00,00,000.00		(a)	...	
57	Rs. 250 Lakhs Loan (1966-67) ...	6 per cent.	2,50,00,000.00				2,50,00,000.00		(a)	...	
58	Rs. 2,90,95,000 Loan out of Rs. 400 Lakhs Loan (1967-68) ...	6 per cent.	2,90,95,000.00		...		2,90,95,000.00		(a)	...	
59	Rs. 800 Lakhs Loan (1967-68) ...	6 per cent.	8,00,00,000.00		...		8,00,00,000.00		(a)	...	
60	Rs. 200 Lakhs Loan (1967-68) ...	7 per cent.	2,00,00,000.00		...		2,00,00,000.00		(a)	...	
61	Rs. 400 Lakhs Loan (1968-69) ...	6 per cent.	4,40,00,000.00		...		4,40,00,000.00		...		
62	Rs. 300 Lakhs Loan (1968-69) ...	7 per cent.	3,00,00,000.00		...		3,00,00,000.00		...		
63	Rs. 325 Lakhs Loan (1968-69) ...	6 per cent.	3,25,00,000.00		...		3,25,00,000.00		...		
64	Rs. 550 Lakhs Loan (1969-70) ...	6 per cent.	...		6,15,98,000.00		6,15,98,000.00		...		
65	Rs. 600 Lakhs Loan (1969-70) ...	7 per cent.	...		6,00,00,000.00		6,00,00,000.00		...		
	Total Loans raised from the Public ...		74,89,45,500.00		12,15,98,000.00		87,05,43,500.00		1,76,29,500.00		
	Total Loans from Govt and Public ...		78,60,31,408.49		12,15,98,000.00		90,76,29,408.49		2,03,24,791.50		

(a) As under the terms of these loans the bonds cannot be repaid to the holders before the dates stipulated in the debentures, the Sinking Fund has been created as shown in detail in Appendix No. 10

No. 11 City—Continued.

Balance due on 31st March 1970		Interest outstanding on 1st April 1969.		Interest payable in 1969-70.		Total Interest due		Deduct—Interest paid by the State Bank of India and in Office		Outstanding Balance on 31st March 1970.	
8		9		10		11		12		13	
Rs.	Ps.	Rs.	Ps.	Rs.	Ps.	Rs.	Ps.	Rs.	Ps.	Rs.	Ps.
3,47,90	616 99	15,76	151 12	15,76	151 12	15,76	151 12
31,43,500	00	41,540	01	1,32,402	00	1,73,542	01	1,32,130	00	41,810	01
B 18,000	00	10,558	75	10,558	75	240	00	10,318	75
...	1,92,000	00	1,92,000	00	1,76,000	00	*16,000	00
48,00,000	00	1,68,000	00	1,68,000	00	1,68,000	00
25,00,000	00	87,500	00	87,500	00	87,500	00
20,00,000	00	70,000	00	70,000	00	70,000	00
22,00,000	00	77,000	00	77,000	00	77,000	00
25,00,000	00	87,500	00	87,500	00	87,500	00
54,00,000	00	1,62,004	00	1,62,004	00	1,62,000	00	...	*4 00
75,00,000	00	1,777	56	2,43,757	00	2,43,757	00	2,32,423	67	13,103	81
61,00,000	00	1,83,000	00	1,83,000	00	1,83,000	00	...	*7 08
88,14,500	00	49,623	10	2,86,472	00	3,26,095	10	3,06,072	96	30,620	85
17,000	00	4,399	23	4,399	23	203	12	4,196	11
80,00,000	00	2,60,003	00	2,60,003	00	2,60,000	00	...	*3 00
6,000	00	3,371	46	3,371	46	44	25	3,327	21
B 16,000	00	3,211	00	3,211	00	3,211	00
B 1,000	00	457	00	457	00	457	00
B 25,000	00	4,600	00	4,600	00	4,600	00
85,00,000	00	3,40,000	00	3,40,000	00	3,40,000	00
50,00,000	00	2,00,000	00	2,00,000	00	2,00,000	00
B 94,500	00	14,400	00	14,400	00	14,400	00
70,00,000	00	2,80,000	00	2,80,000	00	2,80,000	00
29,500	00	7,284	00	7,284	00	3,044	00	{	*1,440 00
0,000	00	2,22,141	00	2,22,141	00	1,683	00	{	2,000 00
1,30,00,000	00	5,20,000	00	5,20,000	00	5,20,000	00	{	8,368 00
2,46,000	00	14,588	69	4,84,947	00	4,99,335	69	2,84,996	40		*2,12,150 00
1,00,00,000	00	4,25,000	00	4,25,000	00	4,25,000	00		13,377 59
2,50,00,000	00	31,070	59	10,62,500	00	10,93,570	59	10,05,997	02		*2,02,061 70
1,00,00,000	00	4,25,000	00	4,25,000	00	4,25,000	00		87,573 35
3,30,00,000	00	1,72,769	00	13,20,000	00	14,92,760	00	11,84,662	00		* 22
1,37,50,000	00	106	25	5,84,379	00	5,64,465	25	5,84,374	98		3,08,107 00
1,70,00,000	00	7,22,502	00	7,22,502	00	7,22,500	00		16 25
55,00,000	00	2,33,520	00	2,33,520	00	2,33,750	00		*4 02
2,25,00,000	00	9,56,254	00	9,56,254	00	9,56,250	00		*2 00
2,00,00,000	00	3,206	25	9,50,003	00	9,33,209	25	9,50,237	50		*4 00
1,50,00,000	00	6,75,000	00	6,75,000	00	6,75,000	00		2,968 75
1,65,00,000	00	5,058	80	7,83,754	00	7,88,812	80	7,86,374	29		*3 00
2,35,00,000	00	11,16,254	00	11,16,254	00	11,16,250	00		2,434 43
2,20,00,000	00	4,312	50	11,00,004	00	11,04,316	50	11,01,862	50		*4 08
1,00,00,000	00	4,75,002	00	4,75,002	00	4,75,000	00		*4 00
2,50,00,000	00	14,37,505	00	14,37,505	00	14,33,489	25		*4 00
3,00,00,000	00	18,00,002	00	18,00,002	00	18,00,000	00		*2 00
2,00,00,000	00	12,00,002	00	12,00,002	00	12,00,000	00		*2 00
2,50,00,000	00	1,293	76	14,37,500	00	14,38,793	76	14,38,352	51		431 25
4,00,00,000	00	24,00,002	00	24,00,002	00	24,00,000	00		*2 00
2,50,00,000	00	15,00,002	00	15,00,002	00	15,00,000	00		*2 00
2,00,95,000	00	7,065	00	17,45,701	00	17,52,765	00	17,38,380	00		14,385 00
8,00,00,000	00	48,00,005	00	48,00,005	00	48,00,000	00		5 00
2,00,00,000	00	14,00,000	00	14,00,000	00	13,96,111	11		3,888 89
4,00,00,000	00	78,00,009	00	78,00,009	00	25,99,665	00		40,335 00
3,00,01,000	00	21,00,000	00	21,00,000	00	21,00,000	00		*19,17,092 34
3,25,00,000	00	11,42,916	66		*2,100,000 00
615,98,000	00
6,00,00,000	00
85,29,14,000	00	6,02,893	95	4,22,24,716	00	4,28,27,609	95	3,77,62,120	22	6,11,432	11
88,73,04,616	99	6,02,893	55	4,38,00,867	12	4,44,03,761	07	3,93,38,271	34	*44,54,057	62

* To be treated as Savings.

B — The interest in respect of these Loans have remained unpaid owing to their not having been surrendered for repayment up to 31st March 1970. The Debtors do not pay interest from and after the due date of repayments and will be paid when surrendered for repayment by the holders, out of the Sinking Fund Investments.

Appendix

No.	Particulars of Advances	Rate of Interest. p.r Annum	Balance due on 1st April 1969.	Amount raised in 1969-70.	Total.	Amount re-paid in 1969-70.
1	2	3	4	5	6	7
			Rs. Ps.	Rs. Ps.	Rs. Ps.	Rs. Ps.
	Advances from different Funds for purchase of Plant and Machinery					
1	Advance of Rs. 6,22,459.88 from Net-Premia Fund 1964-65.	4½ per cent.	1,36,307 62		1,36,307 62	1,36,307 62
2	Advance of Rs. 1,32,299.72 from Municipal Fire and Accident Insurance Fund-1964-65.	Do.	28,971 04		28,971 04	28,971 04
3	Advance of Rs. 2,94,154.55 from Hospital Fund-1964-65.	Do.	64,415 65		64,415 65	64,415 65
4	Advance of Rs. 4,45,195.94 from Plant and Machinery Depreciation Fund-1964-65.	Do.	97,490 65		97,490 65	97,490 65
5	Advance of Rs. 1,084,822.82 from Land (Reclamation and Acquisition) Fund-1964-65.	Do.	2,37,552 25		2,37,552 25	2,37,552 25
6	Advance of Rs. 4,92,637.03 from Net Premia Fund 1965-66.	6 per cent	2,14,416 57		2,14,416 57	1,04,085 01
7	Advance of Rs. 4,35,022.08 from Municipal Fire and Accident Insurance Fund 1965-66.	6 per cent	1,89,338 33		1,89,338 33	91,912 70
8	Advance of Rs. 82,225.89 from Hospital Fund 1965-66.	6 per cent.	35,788 48		35,788 48	17,372 69
9	Advance of Rs. 1,22,934.01 from Plant and Machinery Depreciation Fund 1965-66.	6 per cent	53,506 19		53,506 19	25,973 63
10	Advance of Rs. 10,50,040.57 from Land (R and A) Fund 1965-66.	6 per cent.	4,57,020 04		4,57,020 04	2,21,854 80
11	Advance of Rs. 15,226.92 from K. E. M. Hospital and C. S. M. College Equipment Fund 1965-66.	6 per cent.	6,626 78		6,626 78	3,217 39
12	Advances of Rs. 1,86,654.42 from Net Premia Fund 1966-67.	6 per cent.	1,18,444 25		1,18,444 25	37,204 34
13	Advances of Rs. 5,37,235.27 from Municipal Fire & Accident Insurance Fund 1966-67.	6 per cent.	3,40,909 27		3,40,909 27	1,07,033 44
14	Advances of Rs. 2,18,512.09 from Hospital Fund 1966-67.	6 per cent.	1,38,659 75		1,38,659 75	43,554 41
15	Advances of Rs. 2,93,060.15 from Plant and Machinery Depreciation Fund 1966-67.	6 per cent.	1,85,966 13		1,85,966 13	58,413 03
16	Advance of Rs. 8,16,793.40 from Land (R. & A.) Fund 1966-67.	6 per cent.	5,18,306 82		5,18,306 82	1,62,805 59
17	Advance of Rs. 300.84 from K.E.M. Hospital and G.S.M. College Equipment Fund 1966-67.	6 per cent.	191 76		191 76	59 49
18	Advance of Rs. 9,516.13 from K.E.M. Hospital and G.S.M. College Research Fund 1966-67.	6 per cent.	6,038 79		6,038 79	1,896 67
	Total (Pl. & Mach.)		28,29,950 37		28,29,950 37	14,40,170 40

No. 11 City—(Contd.)

Balance due on 31st March 1970.		Interest outstanding on 1st April 1969.		Interest payable in 1969-70.		Total Interest due.		Deduct-Interest paid by the State Bank of India and in Office.		Out standing Balance on 31st March 1970.	
8		9		10		11		12		13	
Rs.	Pas.	Rs.	Pas.	Rs.	Pas.	Rs.	Pas.	Rs.	Pas.	Rs.	Pas.
...		...		6,474	61	6,474	61	6,474	61	...	
...		...		1,376	12	1,376	12	1,376	12	...	
...		...		3,059	74	3,059	74	3,059	74	...	
...		...		4,630	81	4,630	81	4,630	81	...	
...		...		11,283	73	11,283	73	11,283	73	...	
1,10,331	56	...		12,864	99	12,864	99	12,864	99	...	
97,425	63	...		11,360	30	11,360	30	11,360	30	...	
18,415	79	...		2,147	31	2,147	31	2,147	31	...	
27,532	56	...		3,210	37	3,210	37	3,210	37	...	
2,35,165	24	...		27,421	20	27,421	20	27,421	20	...	
3,409	39	...		397	61	397	61	397	61	...	
81,239	91	...		7,106	66	7,106	66	7,106	66	...	
2,33,825	83	...		20,454	56	20,454	56	20,454	56	...	
95,105	34	...		8,319	59	8,319	59	8,319	59	...	
1,27,553	10	...		11,157	97	11,157	97	11,157	97	...	
3,55,501	23	...		31,098	41	31,098	41	31,098	41	...	
132	27	...		11	51	11	51	11	51	...	
4,142	12	...		362	33	362	33	362	33	...	
13,89,779	97	...		1,62,737	82	1,62,737	82	1,62,737	82	...	

No	Particulars of Loans	Rate of Interest per Annum.	Balance due on 1st April 1969		Amount raised in 1969-70		Total		Amount repaid in 1969-70	
			Rs.	P.	Rs.	P.	Rs.	P.	Rs.	P.
1	2	3	4		5		6		7	
	Advances brought forward ...		28,29,950	37	...		23,29,950	37	14,40,170	40
18	Advance of Rs. 5,01,261.99 from Net Premia Fund 1967-68 ...	6 per cent.	4,12,339	71	...		4,12,339	71	94,257	62
19	Advance of Rs. 2,66,800.57 from Municipal Fire & Accident Insurance Fund 1966-67 ...	6 per cent.	2,19,471	60	...		2,19,471	60	50,168	71
20	Advance of Rs. 1,82,013.60 from Hospital Fund 1967-68 ...	6 per cent.	1,49,725	42	...		1,49,725	42	34,225	47
21	Advance of Rs. 6,13,315.55 from Plant and Machinery Depreciation Fund 1967-68 ...	6 per cent.	5,04,515	48	...		5,04,515	48	1,15,328	07
22	Advance of Rs. 23,941.80 from K.E.M. Hospital Equipment Fund 1967-68 ..	6 per cent.	19,694	31	...		19,694	31	4,502	34
23	Advance of Rs. 3,45,378.63 from Land Reclamation and Acquisition Fund 1967-68 ...	6 per cent.	2,84,109	35	...		2,84,109	35	64,945	44
24	Advance of Rs. 4,47,150.72 from Net Premia Fund 1968-69 ...	6 per cent.	4,47,150	72	...		4,47,150	72	79,322	96
25	Advance of Rs. 1,93,631.14 from Municipal Fire and Accident Insurance Fund 1968-69 ...	6 per cent.	1,93,631	14	...		1,93,631	14	34,349	13
26	Advance of Rs. 2,03,822.47 from Hospital Fund 1968-69 ...	6 per cent.	2,03,822	47	...		2,03,822	47	36,157	65
27	Advance of Rs. 4,73,033.90 from Plant and Machinery Depreciation Fund 1968-69 ...	6 per cent.	4,73,033	90	...		4,73,033	90	83,914	97
28	Advance of Rs. 29,21,176.56 from Land (R and A) Fund 1968-69 ...	6 per cent.	29,21,176	56	...		29,21,176	56	5,18,206	41
29	Advance of Rs. 33,775.00 from K. E. M. Hospital Equipment Fund 1968-69 ...	6 per cent.	33,775	00	...		33,775	00	5,931	50
9A	Advance of Rs. 60,000 from K. E. M. Hospital Reasearch Fund 1968-69	
9B	Advance of Rs. 25,00,000 from Spl. Funds	
30	Advance of Rs. 2,10,514.34 from Municipal Fire and Accident Insurance Fund ...	6 per cent.	...		2,10,514	34	2,10,514	34	...	
31	Advance of Rs. 92,335.97 from Net Premia Fund ...	6 per cent.	...		92,335	97	92,335	97	...	
32	Advance of Rs. 3,85,439.44 from Plant and Machinery depreciation Fund ...	6 per cent.	...		3,85,439	44	3,85,439	44	...	
33	Advance of Rs. of Rs. 2,72,831.42 from Hospital Fund ...	6 per cent.	...		2,72,831	42	2,72,831	42	...	
34	Advance of Rs. 17,332.97 from K.E.H S.M College, Equipment Fund ...	6 per cent.	...		17,332	97	17,332	97	...	
35	Advance of Rs 4,703 from G. S. M. E. K. M. Hospital Reserch Fund ...	6 per cent.	...		4,703	00	4,703	00	...	
36	Advance of Rs. 3,97,578.39 from Land (R and A) Fund ...	6 per cent.	...		3,97,578	39	3,97,578	39	...	
37	Advance of Rs. 3,60,655.87 from Motor Vehicles (Third pat) Insurance Fund.	6 per cent.	...		3,60,655	87	3,60,655	87	...	
			85,92,396	03	17,41,391	40	1,04,33,787	43	25,61,540	67
	Advances from Net Premia Fund for meeting expenditure on Renewal of Road Surface for which no provision exists in the Renewal of Road Surfaces Fund--									
1	Advance of Rs. 1,23,479.73 taken in 1954-55	4 per cent.	10,676	95	...		10,676	95	10,676	95
	Tota (Rd. Surface)	10,676	95	...		10,676	95	10,676	95
	Total Advances as above (P. & M.)...	...	86,92,396	13	17,41,391	40	1,04,33,787	43	25,61,540	67
	Total Advances as above (Rd. S.)	10,676	95	...		10,676	95	10,676	95
	Total Advances from Special Funds	...	87,03,072	98	17,41,391	40	1,04,44,464	38	25,72,217	62
	Total Loans from Govt, Public at Page-68 70	...	78,60,31,408	49	12,15,98,000	00	90,76,29,408	49	2,03,24,791	50
	Grand Total: Loans and Advances	...	79,47,34,481	47	12,33,39,391	40	91,80,73,872	87	2,28,97,009	12

No. 11 City—(Concl'd.)

Balance due on 31st March 1970		Interest outstanding on 1st April 1969		Interest payable in 1969-70		Total Interest due		Deduct-Interest paid by the State Bank of India and in Office		Outstanding Balance on 31st March 1970	
8		9		10		11		12		13	
Rs.	P.	Rs.	P.	Rs.	P.	Rs.	P.	Rs.	P.	Rs.	P.
13,89,773.97		...		1,62,737.82		1,62,737.82		1,62,737.82		...	
3,18,082.09		...		24,740.38		24,740.38		24,740.38		...	
1,67,302.89		...		13,168.29		13,168.29		13,168.29		...	
1,15,499.95		...		8,983.53		8,983.53		8,983.53		...	
3,89,187.41		...		30,270.93		30,270.93		30,270.93		...	
15,191.97		...		1,181.66		1,181.66		1,181.66		...	
2,19,163.91		...		17,046.56		17,046.56		17,046.56		...	
3,67,827.76		...		1,74,769.60		1,74,789.60		26,829.04		1,47,960.56	
1,59,282.01		...		56,757.00		56,757.00		11,617.87		45,139.13	
1,67,664.82		...		83,303.40		83,303.40		12,229.35		71,074.05	
3,89,118.93		...		81,970.80		81,970.80		28,382.03		53,588.77	
24,02,970.15		...		2,27,642.40		2,27,642.40		1,75,270.59		52,371.81	
27,783.50		...		8,587.80		8,587.80		2,026.50		6,561.30	
...		...		3,600.00		3,600.00		...		* 3,600.00	
...		...		1,50,000.00		1,50,000.00		...		* 1,50,000.00	
2,10,514.34		
92,335.97		
3,85,439.44		
2,72,831.42		
17,332.97		
4,703.00		
3,97,578.39		
3,60,655.87		
78,72,246.76		...		10,44,780.17		10,44,780.17		5,14,484.55		* 5,30,295.62	
...		...		427.08		427.08		427.08		...	
...		...		427.08		427.08		427.08		...	
78,72,246.76		...		10,44,780.17		10,44,780.17		5,14,484.55		* 5,30,295.62	
...		...		427.08		427.08		427.08		...	
78,72,246.76		...		10,45,207.25		10,45,207.25		5,14,911.63		* 5,30,295.62	
88,73,04,616.99		**6,02,893.95		4,38,00,867.12		4,44,03,761.07		3,93,38,271.34		6,11,432.11 *44,5,057.62	
89,51,76,863.75		**6,02,893.95		4,46,46,074.37		4,54,48,968.32		3,98,53,182.97		§§ 6,11,432.11 **49,84,353.24	

* To be treated as savings.

**This is the total figure of Renewed Grants under Stt. 'A' 'A-1' and S.t. 'B' and Stt. 'C'

§§ This is the total figure of outstanding balance required for renewal under Stt. 'A' 'A-1' and Stt. 'B' and 'C' during the next year (1970-71).

APPENDIX

Statement showing Outstanding Loans due by the Municipal Corporation of Greater Bombay (Suburban Area), the Interest paid by the State Bank of India and in office during the year and the balance

Serial No.	Particulars of Loans.	Rate of Interest.	Balance due on 1-4-1969.		Amount raised in 1969-70.		Total.	
(1)	(2)	(3)	(4)		(5)		(6)	
	Loans raised from the Public.	Rs.	Rs.	P.	Rs.	P.	Rs.	P.
1	Loan for construction of quarters for Conservancy Staff (Bandra)	4 %	48,000	00	48,000	00@
2	Loan for repayment to Government of the cost of the Khar Water Supply Scheme (Bandra)	4 %	1,00,000	00	1,00,000	00@
3	Rs. 25 lakhs Bombay Municipal Suburbs Loan of 1952-53 for financing Capital Works such as Water Works, Roads, etc pertaining to Budget 'D'.	4 %	15,000	00	15,000	00
4	Rs. 50 Lakhs Bombay Municipal Suburbs Loan of 1955-56 for financing Capital Works Such as Water Works, Roads, etc., pertaining to Budget 'D'	4 %	15,500	00	15,500	00@
5	Rs. 60 lakhs Bombay Municipal Suburbs Loan of 1957-58 for financing Capital expenditure such as Water Works, Roads etc. pertaining to Budget 'D'	4½ %	60,00,000	00	60,00,000	00
6	Rs. 60 Lakhs Bombay Municipal Subs. Loan of 1958-59 for financing Capital expenditure such as Water Works Roads etc. Pertaining to Budget 'D'	4½ %	60,00,000	00	60,00,000	00
7	Rs. 1 Crore 25 lakhs Bombay Municipal Subs. Loan of 1959-60 for financing capital expenditure such as Water Works, Road etc. Pertaining to Budget 'D'	4 %	1,25,00,000	00	1,25,00,000	00
8	Rs. 77 lakhs Bombay Municipal (Subs.) Loan of 1960-61.	4½ %	77,00,000	00	77,00,000	00
9	Rs. 10 lakhs Bombay Municipal (Subs.) Internal Loan of 1960-61.	4½ %	10,00,000	00	10,00,000	00
10	Rs. 55 lakhs Bombay Municipal (Subs.) Loan of 1961-62.	4½ %	55,00,000	00	55,00,000	00
11	Rs. 50 lakhs Bombay Municipal (Subs.) Internal Loan of 1961-62.	4½ %	50,00,000	00	50,00,000	00
12	Rs. 160 lakhs Bombay Municipal (Subs.) Loan of 1962-63.	4½ %	1,60,00,000	00	1,60,00,000	00
13	Rs. 110 lakhs Do.	4½ %	1,10,00,000	00	1,10,00,000	00
14	Rs. 50 lakhs Bombay Municipal (Subs.) Internal Loan of 1963-64.	4½ %	50,00,000	00	50,00,000	00
15	Rs. 75 lakhs Bombay Municipal (Subs.) Loan of 1964-65.	5 %	75,00,000	00	75,00,000	00
16	Rs. 70 lakhs Bombay Municipal (Subs.) Internal Loan 1964-65.	4½ %	70,00,000	00	70,00,000	00
17	Rs. 100 lakhs Bombay Municipal Budget A (Div. II) Loan 1965-66	5½ %	1,00,00,000	00	1,00,00,000	00
18	Rs. 50 Lakhs Bombay Municipal Budget A (Div. II) Internal Loan 1965-66	6 %	50,00,000	00	50,00,000	00
19	Rs. 75 lakhs B.M.C. Budget 'A' (Div. II) Loan 1966-67	5½ %	75,00,000	00	75,00,000	00
20	Rs. 50 lakhs B.M.C. Budget 'A' (Div. II) Internal Loan 1966-67	6 %	50,00,000	00	50,00,000	00
21	Rs. 45 Lakhs Bombay Municipal Corporation Budget 'A' (Div. II) Loan 1967-68	6 %	45,00,000	00	45,00,000	00
22	Rs. 50 Lakhs Bombay Municipal Corporation Budget 'A' (Div. II) Internal Loan 1967-68	6 %	50,00,000	00	50,00,000	00
23	Rs. 82.50 Lakhs Bombay Municipal Corporation Budget 'A', Div. II Loan 1968-69.	6 %	82,50,000	00	82,50,000	00
24	Rs. 50 Lakhs Bombay Municipal Corporation Budget 'A' Div. II Internal Loan 1968-69.	6 %	50,00,000	00	50,00,000	00
25	Rs. 100 Lakhs B.M.C. Budget A Div. II loan 1969-70	6 %	1,10,00,000	00	1,10,00,000	00
	Total		14,06,28,500	00	1,10,00,000	00	15,16,28,500	00

@ As under the terms of these loans the bonds cannot be repaid to the holders before the dates stipulated in the debentures.

No. 11—Suburbs.

Outstanding on 1st April 1969 on the different Loans, the amount payable for the year 1969-70, the amount outstanding on 31st March 1970.

Amount repaid in 1969-70.		Balance due on 31-3-1970.		Interest outstanding on 1-4-1969.		Interest payable in 1969-70.		Total Interest due.		Deduct—Interest paid.		Outstanding Balance on 31-3-1970.	
(7)		(8)		(9)		(10)		(11)		(12)		(13)	
Rs.	Ps.	Rs.	Ps.	Rs.	Ps.	Rs.	Ps.	Rs.	Ps.	Rs.	Ps.	Rs.	Ps.
47,500	00	500	00	26	00	964	00	990	00	950	00	40	00
—	—	1,00,000	00	37	63	4,022	37	4,060	00	4,050	00	10	00
5,000	00	10,000	00	3,000	00	3,000	00	3,000	00
5,000	00	10,500	00	2,099	00	2,099	00	2,099	00
0,00,000	00	2,55,000	00	2,55,000	00	2,55,000	00
—	—	60,00,000	00	637	50	2,55,000	00	2,55,637	50	2,55,637	50
—	—	1,25,00,000	00	2,35,658	00	5,00,000	00	7,35,658	00	4,99,652	00	2,36,005	00
—	—	77,00,000	00	11,721	27	3,27,250	00	3,38,971	27	3,26,773	94	12,197	33
—	—	10,00,000	00	42,500	00	42,500	00	42,500	00
—	—	55,00,000	00	1,716	01	2,33,750	00	2,35,466	01	2,33,728	72	1,737	29
—	—	50,00,000	00	2,12,500	00	2,12,500	00	2,12,500	00
—	—	1,60,00,000	00	24,114	89	7,60,000	00	7,84,114	89	7,72,136	20	11,978	69
—	—	1,10,00,000	00	5,22,500	00	5,22,500	00	5,22,500	00
—	—	50,00,000	00	2,37,500	00	2,37,500	00	2,37,500	00
—	—	75,00,000	00	3,75,000	00	3,75,000	00	3,75,000	00
—	—	70,00,000	00	3,32,500	00	3,32,500	00	3,32,500	00
—	—	1,00,00,000	00	1,336	93	5,75,000	00	5,76,336	93	5,75,172	48	1,164	45
—	—	50,00,000	00	3,00,000	00	3,00,000	00	3,00,000	00
—	—	75,00,000	00	5,750	00	4,31,250	00	4,37,000	00	4,22,625	00	14,375	00
—	—	50,00,000	00	3,00,000	00	3,00,000	00	3,00,000	00
—	—	45,00,000	00	33,930	00	2,70,000	00	3,03,930	00	2,71,350	00	32,580	00
—	—	53,00,000	00	3,00,000	00	3,00,000	00	3,00,000	00
—	—	82,50,000	00	4,95,000	00	4,95,000	00	4,86,360	00	8,640	00
—	—	50,00,000	00	1,75,833	33	1,75,833	33	1,75,833	33
—	—	1,10,00,000	00
69,57,500	00	14,53,71,000	00	3,20,027	23	69,05,569	70	72,25,596	93	69,01,769	17	3,23,827	7

The Sinking Fund has been invested as shown in detail in Appendix No. 10.

* Rs. 77,00,00 paid from Interest accrued but not paid a/c

Statement showing Outstanding Loans due by the Municipal Corporation of Greater Bombay (Extended Suburban Area), the Interest Outstanding on 1st April 1969 on the different Loans, the amount payable for the year 1969-70 the amount paid by the State Bank of India and in office during the year and the balance Outstanding on 31st March 1970.

Serial No.	Particulars of Loan.	Rate of interest.	Balance due on 1-4-1969.	Amount raised in 1969-70.	Total.	Amount repaid in 1969-70.	Balance due on 31-3-1970	Interest outstanding on 1-4-1969.	Interest payable in 1969-70.	Total Interest due.	Deduct Interest paid.	Outstanding balance on 31-3-1970.
(1)	(2)	(3)	(4)	(5)	(6)	(7)	(8)	(9)	(10)	(11)	(12)	(13)
	Loans raised from the Public.	Rs.	Rs.	Rs.	Rs.	Rs.	Rs.	Rs.	Rs.	Rs.	Rs.	Rs.
1	4½ per cent. 25 lakhs Bombay Municipal Extended Suburbs Internal Loan of 1957-58 for financing Capital Works such as Water Works, etc.	4½%	25,00,000	...	25,00,000	...	25,00,000	...	1,06,250.00	1,06,250.00	1,06,250.00	...
2	4½ per cent. 20 lakhs (Out of 35 lakhs) Bombay Municipal Extended Suburbs Internal Loan of 1958-59 for financing Capital Works such as Water Works, etc.	4½%	20,00,000	...	20,00,000	...	20,00,000	...	85,000.00	85,000.00	85,000.00	...
3	4 per cent. Rs. 25 lakhs Bombay Municipal Extended Suburbs Loan of 1959-60 for financing Capital Works such as Water Works, etc.	4%	25,00,000	...	25,00,000	...	25,00,000	25,396.00	1,00,000.00	1,25,396.00	1,05,060.00	20,336.00
4	4½ per cent. Rs. 20 lakhs Bombay Municipal Extended Suburbs Loan of 1960-61 for financing Capital Works such as Water Works, etc.	4½%	22,00,000	...	22,00,000	...	22,00,000	531.34	93,500.00	94,031.34	92,054.96	1,976.38
5	4½ per cent. Rs. 10 lakhs Bombay Municipal Extended Suburbs (Internal) Loan of 1960-61 for financing Capital Works such as Water Works, etc.	4½%	10,00,000	...	10,00,000	...	10,00,000	...	42,500.00	42,500.00	42,500.00	...
6	½ per cent. Rs. 50 lakhs Bombay Municipal Extended Suburbs Loan of 1961-62 for financing Capital Works such as Water Works, etc.	4½%	55,00,000	...	55,00,000	...	55,00,000	0.01	2,33,750.00	2,33,750.01	2,33,112.48	637.53
7	4½ per cent. Rs. 30 lakhs Bombay Municipal Extended Suburbs Loan of 1962-63 for financing Capital Expenditure such as Water Works, etc.	4½%	30,00,000	...	30,00,000	...	30,00,000	23,465.12	1,42,500.00	1,65,965.12	1,56,156.21	9,808.91
8	4½% Rs. 25 lakhs Bombay Municipal Extended (Sub) Internal Loan 1964-65	4½%	25,00,000	...	25,00,000	...	25,00,000	...	1,18,750.00	1,18,750.00	1,18,750.00	...
9	6% Rs. 50 lakhs Bombay Municipal Budget 'A' (Div. III) Internal Loan 1965-66	6%	50,00,000	...	50,00,000	...	50,00,000	...	3,00,000.00	3,00,000.00	3,00,000.00	...
10	5½% Rs. 50 lakhs B.M.C. Budget 'A' Div. III Loan 1966-67	5½%	50,00,000	...	50,00,000	...	50,00,000	...	2,87,500.00	2,87,500.00	2,85,258.00	2,242.00
11	6% Rs. 40 lakhs B.M.C. Budget 'A' Div. III Internal loan 1966-67	6%	40,00,000	...	40,00,000	...	40,00,000	...	2,40,000.00	2,40,000.00	2,40,000.00	...
12	6% Rs. 35 lakhs B.M. Mun. Budget 'A' Div. III Loan 1967-68 out of Rs. 60 Lakhs Loan	6%	35,00,000	...	35,00,000	...	35,00,000	13,744.00	2,10,000.00	2,23,744.00	2,01,936.00	21,808.00
13	6% Rs. 20 lakhs B.M. Mun. Budget 'A' Div. III Internal Loan 1967-68 out of 30 Lakhs Loan	6%	20,00,000	...	20,00,000	...	20,00,000	...	1,20,000.00	1,20,000.00	1,20,000.00	...
14	6% Rs. 55 Lakhs Bombay Municipal Corporation Budget 'A' Div. III Loan 1968-69	6%	55,00,000	...	55,00,000	...	55,00,000	...	3,30,000.00	3,30,000.00	3,30,000.00	...
15	6% Rs. 82.50 Lakhs Bombay Municipal Corporation Budget 'A' Div. III Loan 1969-70.	6%	...	82,50,000	82,50,000	...	82,50,000
	Total	...	4,62,00,000	82,50,000	5,44,50,000	...	5,44,50,000	63,136.47	24,09,750.00	24,72,886.47	24,16,077.65	56,808.82

Statement showing the amounts of the Receipts and Expenditure respectively credited to the credit of the Fund at the close of the

		Details.		Total.	
		Rs.	P.	Rs.	P.
RECEIPTS—A.—REVENUE ACCOUNT.					
	A.—General Tax	9,91,93,723	03		
	B.—Town Duties	12,48,71,582	22		
	C.—Other Receipts—				
	(a) Grant-in-aid of the fees for Land Conveyance, Music, etc., Licences	10,070	00		
	(b) Grant-in-aid in respect of fines for offences against the Law	1,55,593	40		
1.	General Tax, Indirect Taxation and Miscellaneous Revenue	97,53,479	19		
	(c) Interest and Profit on Investment of Surplus Loan and other balances	1,19,529	45		
	(d) Interest on Plant and Machinery Depreciation Fund	32,51,151	02		
	(e) Miscellaneous	8,679	73		
	(f) Receipts on account of Municipal Journal				
	D.—Receipts on account of proportionate cost of collection of Education cess	1,31,897	46		
	E.—Rebate from Govt. on account of Collection of Education cess	1,48,700	00		
				23,76,45,405	50
Water Works—Water Tax and other Miscellaneous Water Works Revenue—					
	A.—Water Tax	5,61,06,437	83		
	B.—Other Receipts	21,60,458	65		
				5,82,66,906	49
3.	Museums	15,572	21	15,572	21
4.	Free Reading Rooms and Libraries	37,50,794	12	37,50,794	12
5.	Public Health Department	9,16,162	33	9,16,162	33
6.	Medical Relief and Education	20,55,980	26	20,55,980	26
7.	Street Cleansing and Conservancy, Road Watering and Halalkhore Service—				
	A.—Halalkhore Tax	1,47,10,946	05		
	B.—Other Receipts	12,21,746	72		
	C.—Tax on Dogs	53,936	44		
				1,59,86,629	21
8.	Roads, S.W. Drains and Public Lighting—				
	A.—Wheel Tax	87,05,284	21		
	B.—Contribution from Government in lieu of Tolls	25,000	00		
	C.—Other Receipts—				
	(a) Ground Rent	64,231	53		
	(b) Miscellaneous	15,36,387	16		
	(c) Interest realised on Donations	46,153	03		
				1,03,77,056	02
9.	Mechanical	13,68,226	26	13,68,226	26
10.	Buildings, Land Acquisition and Management—				
	A.—Sale Proceeds of Surplus Land	5,97,656	74		
	B.—Other Receipts—				
	(a) Rent of Buildings	15,40,713	12		
	(b) Ground Rent	4,44,258	29		
	(c) Miscellaneous	25,21,335	84		
	C.—Contribution from the Capital Funds on account of Special Land Acq. staff	56,464	87		
				51,60,428	86
11.	Fire Brigade—				
	A.—Fire Tax	31,10,374	83		
	B.—Other Receipts	79,285	52		
				31,89,650	35
12.	Licensing Removal of Encroachments on Public Streets, Administration of Shops & Establishments Act, 1948 and Theatre Tax—				
	A.—Licences for Dangerous and Offensive Trades	27,66,487	29		
	B.—Removal of Encroachments on Public Streets	31,46,516	03		
	C.—Receipts from Administration of Shops and Establishments Act	2,31,765	19		
	D.—Miscellaneous	15,38,044	67		
	E.—Receipts from Theatre Tax	7,76,182	07		
				84,58,995	25
13.	Gardens and Open Spaces	7,85,040	54	7,85,040	54
14.	Markets and Slaughter Houses	97,14,860	20	97,14,860	20
15.	Contribution from Capital Funds to Revenue on account of Loan Works Staff	6,93,093	75	6,93,093	75
16.	Extraordinary Receipts	1,15,621	64	1,15,621	64
17.	Rebate from Government on account of collection of the Urban Immoveable Property Tax in the City	1,492	96	1,492	96
18.	Transfers from the B. E. S. & T. Fund	21,96,310	65	21,96,310	65
19.	Receipts from Government on account of Urban Immoveable Property Tax	13,377	23	13,377	28
20.	Grant in aid from Central Government on account of additional Exp. due to increase in employments etc.	8,90,580	34	8,90,580	34
	Total—Revenue Receipts Rs.			36,16,07,194	21
RECEIPTS—B.—CAPITAL ACCOUNT—					
Loan Funds—					
	Deb—Principal—				
	Loan of 1967-70	12,15,98,000	00		
	Advances from Special Funds for purchase of Plant and Machinery—				
	Net premium Fund	92,335	97		
	Municipal Fire and Accident Insurance Fund	2,10,514	34		
	Advance from K.E.M. Hospital Research Fund for purchase of P & L M	4,703	00		
	K.E.M. Hospital Equipment Fund	17,332	97		
	Land (Acquisition and Reclamation) Fund	3,97,578	39		
	Hospital Fund	2,72,831	42		
	Plant and Machinery Depreciation Fund	3,81,439	44		
	Advances from Net Premium Fund and Special Funds for renewal (1) of Surfaces of Roads for which no renewal Fund exists and (2) of Surfaces of Roads taken over from Ex-Trust				
	Advance from Net Premium fund for Repayment of Rs. 28 lakhs Loan of 1929				
	Motor vehicle third Party Insurance Fund	3,60,655	87		
				12,33,39,391	40
Trust Fund—					
	Government share of the cost of Preliminary Expenses in connection with preparation of the Master Plan for Bombay City and Greater Bombay				
	Donations				
	Interest on investments				
	Total Capital Account Receipts			12,33,39,391	40

No. 15. (City)

and debited to the Municipal Fund during the year 1969-70 and the balance year 1969-70 (i. e. 31st March 1970).

	Details.		Total.	
	Rs.	P.	Rs.	P.
RECEIPTS—C.—SUSPENSE ACCOUNT—				
I—Sinking and Special Fund Accounts—				
Sinking Fund account—Municipal	3,90,67,164	81		
Special Fund Accounts	4,50,20,835	06		
Improvement Schemes Fund Account—				
(a) Sinking Fund Account	61,07,854	02		
(b) Investment Reserve Fund Account	4,06,746	41		
Sinking Fund Account—Slum clearance (City)	6,11,516	12		
Sinking Fund Account Slum clearance (Suburbs)	4,74,223	59		
Amenities Fund Account	2,09,962	87		
Rent Equalisation Fund Account	3,38,679	12		
			9,23,77,362	00
II—Paper and Cash Accounts—				
1. Sinking Fund	2,43,07,628	76		
2. Special Funds	3,41,90,527	13		
3. Surplus Fund	13,38,89,110	59		
4. Loan Fund	1,732	31		
5. Improvement Schemes Funds—				
(a) Sinking Fund	98,49,922	36		
(b) Capital Fund	57,34,646	35		
(c) Investment Reserve Fund	78,31,049	85		
(d) Rent Equalisation Fund	38,997	57		
(e) Amenities Fund	68,284	92		
6. Improvement Schemes A/c (Slum Clearance) City—				
(a) Sinking Fund	157	73		
(b) Capital Fund	18,66,450	61		
7. Improvement Schemes A/c (Slum Clearance) Subs.				
(a) Sinking Fund	352	99		
(b) Capital Fund	25,32,428	59		
State Bank of India and other Local Banks on account of Sundry deposits	27,67,41,859	01		
			49,70,53,183	75
III.—Suspense Accounts—				
Deposit Account	20,01,07,961	25		
Reserve Stores Account	1,92,82,768	54		
Capital Stores Account	1,57,73,814	40		
Purchase of Petrol and Diesel Oil	9,25,935	36		
Advances to public including co-operatives for Housing Purposes	41,377	11		
Advances Departmental Works	56,50,509	89		
Advances Municipal Workshops	14,51,549	13		
Municipal Foundry	3,64,199	47		
Work Crushers	6,69,455	11		
Sewri Crushers	2,48,140	88		
Mechanical Transport	58,37,946	79		
Asphalt Plant	27,96,401	57		
Pre-Cast Concrete Slabs	22,333	75		
Municipal Printing Press	29,69,429	95		
Rotary Printing Units	1,463	04		
Advances Private Works	4,56,213	97		
Servicing of Vehicles and recharging of Batteries	9,291	20		
Reinstatement of Trenches	47,91,570	66		
Advances Special Funds	34,49,354	07		
Municipal Contractors	1,07,175	25		
Municipal Tenderers	733	25		
Sundry Advances	3,02,91,053	75		
Advances for demolition of unauthorised structures and for removal of unsafe Buildings in the City	9,461	62		
Advances to Municipal Officers—	1,93,118	00		
Interest Accrued but not paid	25,01,916	65		
Interest Receivable Account	8,250	00		
Provident Fund	2,65,86,825	01		
Welfare Fund				
Fines Fund	11,930	50		
Fidelity Guarantee Insurance Fund	1,181	01		
Bombay Municipal Corporation Loans Interest Warrants payable Account	1,08,54,334	21		
City of Bombay Improvement Trust Loans Interest Warrants Payable Account	4,51,778	38		
Cash Bills outstanding Account	1,81,852	48		
Dishonoured Cheques	89,19,922	87		
Cheques payable	80,46,61,978	90		
Loan Redemption Fund Slum Clearance City	18,855	78		
Loan Redemption Fund Slum Clearance Suburbs	2,077	17		
Wages Deposit Account	1,06,17,376	81		
Loan Redemption Fund—Municipal	2,28,57,009	12		
Loan Redemption Fund—Improvement Schemes	97,42,557	02		
Manufacture of concrete covers—Recoveries	16,268	06		
Interest on B. I. T. Loans payable Account	47,008	96		
Debt charges Equalisation Fund				
Municipal Power Laundry	6,64,426	05		
Plant and Machinery Purchased out of S. C. B.				
Pension Fund	1,10,80,076	82		
Gratuities Fund	31,32,075	38		
Amount transferred to D. A. Suburb	3,14,48,064	90		
Security Deposit in C. Railway L. D. G. S. New Delhi	1,82,900	01		
Improving common Houses Gullies in the City	17,480	15		
			1,24,10,94,552	14
Total Receipts—C.—Suspense Accounts			1,83,05,25,102	90

	Details.		Total.	
	Rs.	P.	Rs.	P.
RECEIPTS—D.—IMPROVEMENT SCHEMES ACCOUNT—				
General Account Revenue—				
I.—Rents and other proceeds of Properties...	1,22,79,316	06		
II.—Contribution from the Municipal Corporation under Section 125(2)(d) of the Municipal Act	1,21,78,421	00		
III.—Grant-in-aid for meeting deficit in General Account	39,000	00		
IV.—Interest and Profit on Investments	3,35,458	64		
V.—Miscellaneous Receipts	3,62,742	26		
VI.—Transfer of Revenue Surplus to Capital Account	Dr. 18,87,380	86		
Total Rs.			2,33,07,556	10
Capital Account—				
I.—Sale proceeds of Lands, Buildings, etc.	3,03,801	81		
II.—Transfer of Revenue Surplus from General Account	18,87,380	85		
III.—Loan raised during 1969-70				
Lumpsum provision for granting loans to in set Building in Impt. Scheme as provided under Section 354 of B.M.C. Act				
Total—Capital Account Receipts Rs.			21,88,182	67
Total—D.—Improvement Schemes			2,54,95,733	77
RECEIPTS—E.—IMPROVEMENT SCHEMES ACCOUNT—SLUM CLEARANCE (CITY)—				
General Account Revenue—				
I.—Rents and other proceeds of Properties	14,44,004	16		
II.—Grant-in-aid for meeting deficit				
III.—Interest and Profit on Investment	2,14,755	19		
IV.—Miscellaneous Receipts				
V.—Appropriation from Capital Account to meet deficit in General Account	6,55,204	93		
Total—General Account Receipts			23,13,964	28
Capital Account—				
I.—Sale proceeds of Lands and Buildings				
II.—Loans from Government	1,80,452	00		
III.—Loan raised in 1969-70				
Subsidy from Government	1,15,808	00		
Transfer to General Accounts				
Total—Capital Account Receipts			2,96,260	00
Total—E.—Improvement Schemes Slum Clearance (City)			26,10,224	28
RECEIPTS—F.—IMPROVEMENT SCHEMES ACCOUNT—SLUM CLEARANCE (Subs.)—				
General Account Revenue—				
I.—Rents and other proceeds of properties	2,73,035	99		
II.—Contribution from Municipal Corporation (Suburbs)				
III.—Interest and Profits on Investments	2,13,593	30		
IV.—Miscellaneous Receipts	1,310	00		
V.—Transfer of Revenue Surplus to Capital Account	12,60,850	81		
Total—General Account Receipts			17,48,792	10
Capital Account—				
I.—Sale Proceeds of Lands and Buildings	1,76,426	29		
II.—New Loans in 1968-69				
Transfer of Revenue Surplus				
III.—Loan from Government				
IV.—Subsidy from Government				
Total—Capital Account Receipts			1,76,426	29
Total—F.—Improvement Schemes Account—Slum Clearance (Subs.)			19,25,218	39
EXPENDITURE—A.—REVENUE ACCOUNT.				
I.—General Supervision, Collection of Revenue etc.—				
A.—General Superintendence	1,23,34,901	93		
B.—Collection of Revenue	66,82,270	99		
C.—Upkeep and guarding of Municipal Head Office	6,30,683	12		
D.—General Stores	7,20,817	55		
E.—Legal Department	13,97,090	57		
F.—Miscellaneous Charges	24,67,863	95		
G.—Election Expenses	7,53,728	70		
H.—Provident Fund charges	4,39,942	76		
I.—Debt Charges	10,83,511	16		
Deduct—Proportion of General Superintendence chargeable to the Water Works, VII—Street Cleansing VIII—Roads, Fire Brigade Market, and Improvement Schemes Account and Education Fund Account Budget D & F	Cr. 60,89,184	01		
Total—General Supervision, Collection of Revenue etc.—			2,04,23,626	73
II.—Water Works—				
A.—Maintenance I	1,45,71,793	37		
B.—Income Tax on income derived by the Municipality for supply of water to areas outside Municipal Jurisdiction	74,387	60		
C.—Provident Fund Charges	2,63,794	45		
D.—Pension, Gratuities and Compassionate Allowances	7,10,260	00		
E.—Proportion of General Supervision and Collection of Revenue, etc.	28,19,451	88		
F.—Debt Charges	4,96,63,109	13		
G.—Provision for Equalisation of Debt Charges				
Total—Water Works—			6,81,02,795	83
III.—Museums—				
A.—Victoria Albert Museum	1,01,024	52		
B.—Provident Fund Charges	1,268	64		
C.—Debt Charges	1,175	70		
Total—Museums—			1,03,468	86
IV.—Free Reading Rooms and Libraries—				
A.—Municipal Free Reading Rooms and Libraries	5,82,593	51		
B.—Municipal High School	31,80,494	80		
C.—Provident Fund charges	6,000	00		
D.—Debt Charges	24,084	05		
Total—Free Reading Rooms and Libraries—			37,93,732	42
V.—Public Health Department—				
A.—General Superintendence	84,49,119	12		
B.—Supply of milk to the undernourished needy children attending Municipal Schools	37,84,132	91		
C.—Provident Fund, Charges	1,36,208	01		
E.—Census	3,093	45		
F.—Debt Charges	7,01,150	33		
D.—Malaria Eradication Programme	2,21,864	38		
Institute of Public Health				
G.—Impounding Stray Cattle	94,933	40		
Total—Public Health Department—			1,33,84,511	60
Expenditure—Revenue—Carried over			10,88,08,115	44

	Details.		Total.	
	Rs.	P.	Rs.	P.
B/o.			10,58,08,135	44
VI.—Medical Relief and Education—				
A.—Hospitals and Maternity Homes—	4,46,51,628	25		
B.—Maternity Homes	22,77,257	54		
C.—Dispensaries	18,38,081	86		
D.—Family planning clinics	Cr. 242	16		
E.—Medical Education	72,95,601	74		
F.—Statutory Contribution to Government Medical Institutions	4,14,500	04		
G.—Clinic for treatment of Leprosy cases	3,30,718	23		
H.—Providing a convalescent home of 120 Beds with Equipments, Staff quarters near K. E. M. Hospital B. C. G. Vaccination				
K.—Debt Charges	58,76,306	64		
I.—Construction of full fledged Buildings at L. T. M. G. H. Sion	22,22,649	32		
J.—Grant-in-aid to Public Institutions	3,22,837	55		
			6,52,29,339	01
VII.—Street Cleansing and Conservancy, Road Watering and Halalkhore Service—				
A.—Street Cleansing and Conservancy	33,37,983	13		
B.—Collection, Loading Removal and disposal of Town Refuse	2,29,27,980	61		
C.—Road Watering				
D.—Halalkhore Service	1,56,66,340	93		
F.—Provident Fund Charges	5,80,264	14		
G.—Pension Gratuities and Compassionate allowances...	11,89,360	00		
H.—Debt Charges	33,27,500	06		
			4,70,29,428	92
VIII.—Roads S. W. Drains and Public Lighting—				
A.—General	12,64,006	01		
B.—Maintenance of Roads	1,24,12,772	92		
C.—Public Lighting	87,00,246	97		
D.—Maintenance of S. W. Drains	3,36,659	05		
E.—Rebate on Account of the compounded wheel-tax,	14,224	00		
F.—Provident Fund etc. Charges	1,35,033	36		
H.—Debt Charges	93,09,879	47		
I.—Proportionate Cost of Collection of Wheel Tax at 5% of the Total Expenditure etc.	2,09,892	39		
			3,23,82,714	17
IX.—Mechanical—				
A.—Mechanical Engineer's Office Estt.	20,57,516	93		
B.—Provident Fund Charges	27,042	17		
C.—Debt Charges	1,12,385	76		
			21,96,944	86
X.—Buildings, Land Acquisition and Management—				
A.—City Engineer's Central Office Establishment	13,95,363	06		
B.—Inspection and Supervision of Private Buildings	15,03,158	48		
D.—Architectural	1,96,360	26		
E.—Land Acquisition and Management	7,60,323	86		
F.—Inspection and Supervision of Factories, Workshops and Work Places	1,14,131	58		
Debt Charges	41,27,483	94		
J.—Provident Fund, charges	92,054	78		
Deduct—Supervision Chargeable to Improvement Schemes Account Industrial Estate	Cr. 73,823	47		
	1,02,316	06		
			82,17,368	55
XI.—Fire Brigade—				
A.—Maintenance	29,87,934	87		
B.—Provident Fund, etc., Charges	2,347	00		
C.—Pension Gratuities and compassionate allowances	2,70,800	00		
D.—Proportion of General Supervision and Collection of Revenue	2,08,019	98		
E.—Debt Charges	4,42,861	84		
			39,11,963	69
XII.—Licensing, Removal of Encroachments on Public Streets and Administration of Shops and Establishment Act, 1948 and Theatre Tax—				
A.—Licensing Establishment	11,82,964	74		
B.—Removal of encroachments on Public Streets	9,05,499	09		
C.—Administration of Shops and Establishment Act, 1948	6,09,439	74		
D.—Administration of Theatre Tax				
F.—Provident Fund, charges	81,677	79		
G.—Debt Charges				
			27,79,581	36
XIII.—Gardens and Open Spaces—				
A.—Gardens	23,98,916	64		
B.—New Gardens, Recreation Grounds etc.	22,052	61		
C.—Road side Trees	1,41,735	50		
D.—Open Air Theatre at Victoria Garden	14,564	94		
E.—M. G. M. O. Swimming Pool	1,54,127	91		
F.—Raja Baldeoas Birla Krida Kendra	1,28,731	54		
G.—Provident Fund, charges.	31,429	00		
H.—Debt Charges	6,58,417	31		
			35,49,975	45
XIV.—Markets and Slaughter Houses—				
A.—Markets and Slaughter Houses & Refrigerator at A. C. Market	45,69,549	43		
B.—Provident Fund and etc., charges	43,453	41		
C.—Pension Gratuities and compassionate allowances	1,87,880	00		
D.—Proportion of General Supervision	2,86,501	61		
F.—Debt Charges	23,29,960	41		
			74,17,344	86
XV.—Contribution to—				
(a) Budget 'B' under Section 125(2)(d) of the Bombay Municipal Corporation Act	84,48,848	00		
(c) Budget 'E' under Section 126(C) of the Bombay Municipal Corporation Act	2,08,25,700	00		
(ce) Special Contribution to Budget 'E' under Section 126(C-1) of the B.M.C. Act	3,00,00,000	00		
(e) Fines Fund and Welfare Fund	8,16,212	13		
			6,00,90,760	13
XVI.—Miscellaneous—				
(c) Pension Fund	42,81,854	19		
(d) Gratuities Fund	13,61,040	00		
Deduct—proportionate share chargeable to—				
			55,42,894	19
XVII.—Measures for civil Defence	Cr. 288	00		
XIX.—Contribution to B. E. S. & T. Undertaking	1,36,655	38		
			1,36,655	38
Total Expenditure—A—Revenue Account Rs.			34,43,92,828	01

	Details.		Total.	
	Rs.	P.	Rs.	P.
EXPENDITURE B—CAPITAL ACCOUNT				
I.—General Supervision, Collection of Revenue, etc.	10,37,780	32		
II.—Water Works, ordinary	44,01,373	42		
III.—Augmenting City's Water Supply	3,53,22,806	41		
IV.—Free Reading Room and Litreres	1,45,000	00		
V.—Public Health Department	47,497	22		
VI.—Medical Relief and Education	49,12,186	46		
VII.—Street Cleansing, Conservancy, Road Watering and Halalkhore Service	26,62,059	66		
VIII.—Roads, S.W. Drains and Public Lighting	37,07,819	58		
IX.—Mechanical				
X.—Buildings, Land Acquisition and Management	7,91,341	72		
XI.—Fire Brigade	143	19		
XII.—Gardens and open spaces	4,13,200	63		
XIV.—Markets and Slaughter Houses	1,03,96,524	40		
XV.—Slum Service	61,253	38		
XVII.—Greater Bombay				
XVIII.—Industrial Estate	3,451	89		
Discount and other charges on the new Loans				
Plant and Machinery to be purchased out of Net Premia Fund	Cr. 3,58,841	58		
Plant and Machinery to be purchased out of Municipal Fire and Accident Ins. Fund	Cr. 1,01,970	68		
Plant and Machinery to be purchased out of K. E. M. Hospital Equipment Fund	3,562	25		
Plant and Machinery to be purchased out of K. E. M. Hospital Research Fund	2,806	33		
Plant and Machinery to be purchased out of Land (Reclamation and Acquisition Fund	Cr. 8,07,786	10		
Plant and Machinery to be purchased out of Pre-cast Concrete Slabs Pavement Renewal Fund				
Plant and Machinery to be purchased out of Plant and Machinery Depreciation Fund	4,319	09		
Plant and Machinery to be purchased out of Hospital Fund	77,105	55		
Plant and Machinery to be purchased out of Slum Service Fund				
Assets written off	25,61,540	67		
Recoupment of Advances for Purchase of Capital Stores Account Stock during 66-67	Cr. 32,84,235	80		
Plant and Machinery to be purchased out of Special Fund	3,60,655	87		
Plant and Machinery to be purchased out of Motor vehicle T. parts Insurance Fund				
			6,23,59,593	88
Trust Fund—				
Expenditure	2,029	50	2,029	50
Total B—Capital Expenditure Rs.			6,23,61,623	38

EXPENDITURE—C.—SUSPENSE ACCOUNTS—	Details.		Total.	
	Rs.	P.	Rs.	P.
I.—Sinking and Special Fund Accounts—				
(1) Sinking Fund Account—Municipal	1,79,33,894	24		
(2) Special Fund Accounts	1,35,75,379	70		
(3) Improvement Scheme Accounts—				
(a) Sinking Fund Accounts	1,04,10,780	79		
(b) Sinking Fund A/C Slum Clearance City	4,166	37		
(c) Sinking Fund Account Slum clearance (Suburbs)		1 66		
Other Fund Accounts (Impts.)—				
(d) Investment Reserve Fund Account	40,681	40		
(e) Rent Equalisation Fund Account	481	31		
(f) Amenities Fund Account	787	74		
			4,19,66,173	21
II.—Paper and Cash Accounts—				
(1) Sinking Fund	4,54,41,199	33		
(2) Special Funds	6,64,45,310	22		
(3) Surplus Fund	5,35,06,237	18		
(4) Loan Fund		33		
(5) Improvement Schemes Funds—				
(a) Sinking Fund	56,46,995	59		
(b) Capital Fund	20,910	98		
(c) Investment Reserve Fund	81,97,114	86		
(d) Amenities Fund	2,77,460	05		
(e) Rent Equalisation Fund	3,77,195	38		
(6) Improvement Schemes A/C (Slum Clearance) City				
(a) Sinking Fund	6,47,537	48		
(b) Capital Fund		48 03		
(6) Improvement Schemes A/C (Slum Clearance) Subs.				
(a) Sinking Fund	4,74,574	92		
(b) Capital Fund		162 45		
State Bank of India and other Local Banks on account of Sundry Deposits	43,67,50,703	26		
			61,77,85,450	06
III Suspense Accounts—				
Deposit Account	19,76,45,370	23		
Reserve Stores Accounts	2,14,00,436	96		
Capital Stores Accounts...	1,39,50,980	50		
Capital Store Account Stoke—Foras Road Depot	48,701	80		
Purchase of Petrol, and Diesel Oil	8,89,188	37		
Purchase of Coal				
Advances Departmental Works	23,03,770	80		
Advances Municipal Workshop	1,01,118	38		
Municipal foundry	2,22,309	53		
Worli Crushers	5,59,447	22		
Sewri Crushers		4,457 62		
Mechanical Transport	59,33,848	01		
Asphalt Plant	12,27,844	42		
Pre Cast Concrete Slabs				
Rota Printing Units	3,47,426	24		
Servicing of Vehicles and Recharging of Batteries	Cr. 186	72		
Municipal Printing Press	27,16,866	08		
Advances Private Works	12,46,852	29		
Advances Special Funds	26,50,753	29		
Municipal Contractors	1,20,420	15		
Municipal Tenderers		5 65		
Sundry Advances	3,45,62,969	78		
Advance to public including co-operatives for Homing purposes	14,67,774	96		
Advance for demolition of unauthorised Structures and for Removal of unsafe Buildings in the City	1,98,098	01		
Repayment of Loans Municipal	2,28,86,332	17		
Do. (Impts. Schemes)	97,42,557	02		
Repayment of Loans Impts. Schemes Slum Clearance City		18,865 78		
Do. Suburbs		24,077 17		
Advances to Municipal Officers	1,78,140	00		
Provident Fund	2,65,86,825	01		
Welfare Fund				
Fines Fund	11,930	50		
Fidelity Guarantee Insurance Fund	16,181	06		
Bombay Municipal Corporation Loans Interest Warrants payable Account	1,09,65,455	96		
City of Bombay Improvement Trust Loans Interest Warrants Payable Account	4,53,697	83		
Dishonoured Cheques	89,89,922	87		
Cash Bill outstanding Account	4,23,034	65		
Cheques payable	80,41,09,947	21		
Wages Deposit Account	1,06,17,376	81		
Advances to B.E.S.T.				
Interest on B.I.T. Loans payable account		4,738 96		
Interest accrued but not paid	2,21,949	82		
Advance for manufacture of concrete Covers and Dadarkar Pattern				
Debt Charges Equalisation Fund				
Interest Receivable Account	5,55,180	00		
Municipal Power Laundry	4,12,008	24		
Reinstatement of Trenches	17,83,929	75		
Pension fund	1,19,80,056	82		
Gratuities fund	31,32,025	38		
Amount transferred to D.A. (Sub.)	5,77,73,119	80		
Security Deposit in the C. R. Rly. L.D.G.S. New Delhi	1,00,16,663	23		
Improving common House Gullies in the City	3,02,372	04		
Out Side bodies		384 00		
			1,26,88,04,275	72
Total Expenditure—Suspense Accounts			1,92,85,55,898	99

No. 15—Concluded (City)

	Details.		Total.	
	Rs.	P.	Rs.	P.
EXPENDITURE—D.—IMPROVEMENT SCHEMES ACCOUNT				
General Account Expenditure—				
A.—Maintenance of Properties and Streets	1,26,95,530	91		
B.—Cost of Management and Establishment	35,22,807	45		
C.—Proportionate charges on account of Municipal Supervision	14,85,772	37		
Deduct—				
Proportionate share of cost of Management and Establishment chargeable to				
(a) General Account	Cr. 45,75,100	61		
(b) Capital Account	Cr. 4,33,479	21		
D.—Debt Charges	1,06,12,025	19	1,26,95,530	91
			1,06,12,025	19
	Total		2,33,07,556	10
Capital Account—				
Improvement and Street Schemes, etc.	29,52,938	83		
Proportionate share of cost of Management and Establishment chargeable to General account	4,53,479	21		
Lump sum provision for granting loans to grant Building etc. under Section 354w of the B.M.C. Act.				
	Total		33,86,418	04
	Total—General and Capital Account Expenditure		2,66,93,974	14
EXPENDITURE—E.—IMPROVEMENT SCHEMES ACCOUNT—SLUM CLEARANCE CITY—				
General Account Expenditure—				
A.—Maintenance of Properties and Streets	6,69,714	82		
D.—Debt Charges	16,44,249	46	23,13,964	28
Capital Account—				
Expenditure	9,39,057	64		
Proportionate share of cost of Management and Establishment chargeable to Capital Account	6,55,204	93	15,94,262	57
Deficit in General Account				
	Total, E.—Improvement Schemes Account—Slum Clearance (City)		39,08,226	85
EXPENDITURE—F.—IMPROVEMENT SCHEMES ACCOUNT—SLUM CLEARANCE—(SUBURBS)—				
General Account Expenditure—				
A.—Maintenance of Properties and Streets	1,05,036	62		
D.—Debt Charges	16,43,755	48	17,48,792	10
	Total		17,48,792	10
Capital Account—				
Expenditure	4,06,541	62		
Deficit in General Account	12,60,850	81	16,67,392	43
	Total, F.—Improvement Schemes Account—Slum Clearance—(Suburbs)		34,16,184	53
Bank's reconciliation—				
*Balance as per Bank's Pass Book			Rs. 7,32,792	P. 77
Add—				
Revenue sent to the Bank on 31st March 1970 but acknowledged on 1st April 1970			46,95,405	70
			54,28,198	47
Less—				
Uncashed Cheques			85,32,017	96
Balance in Bank as per Day Book (Column No. 10)			31,03,819	49
Balance in Office in Government Promissory Notes, etc.	2,46,500	00	1,81,54,942	66
Balance in Office in Cash	4,768	54		
	Collection kept in office		2,51,668	54
			1,79,03,274	12

SUMMARY

Receipts.		Disbursements.	
Rs.	Ps.	Rs.	P.
3,84,76,989	12		
36,16,67,194	21	34,43,92,828	01
12,33,39,391	40	6,23,61,623	38
1,83,05,25,102	90	1,92,85,55,898	99
2,54,95,738	77	2,66,93,974	14
26,10,224	28	39,08,226	85
19,25,218	39	34,16,184	53
2,34,55,02,869	95	Total Rs. 2,36,93,28,735	90
		* Balance on 31st March 1970	1,50,51,123 17
2,38,43,79,859	07	Total Rs.	2,38,43,79,859 07

APPENDIX No. 15
(Suburbs)

Statement showing the Amounts of the Receipts and Expenditure respectively credited and debited to the Municipal Fund during the year 1969-70 and the Balance at the credit of the Fund at the close of the year 1969-70 (i.e., 31st March 1970).

	Details.		Total.	
	Rs.	P.	Rs.	P.
RECEIPTS—A.—REVENUE ACCOUNT.				
1.—General Tax, Indirect Taxation and Miscellaneous Revenue—				
A.—General Tax	3,85,88,132	65		
C.—Other receipts—				
(b)—Grants-in-aid in respect of fines for offences against the law	1,13,817	60		
(c)—Interest and profit on Investment of Surplus Loans and other balances	3,31,819	26		
(e)—Miscellaneous	4,89,964	19		
D.—Receipts on account of Proportionate cost of Collection of Education cess	62,773	91		
E.—Rebate from Govt. on account of collection of Education cess	73,545	48		
			3,96,60,053	09
2. Water Works—Water Tax and other Miscellaneous Water Works Revenue	...		1,97,86,183	65
4. Free Reading Rooms, Libraries and Municipal High Schools	...		Dr. 42,596	43
5. Public Health Department	...		2,88,895	24
6. Medical Relief and Education	...		30,983	55
7. Street Cleansing and Conservancy, etc.				
A.—Halalkhore Tax	55,61,222	44		
B.—Other receipts	1,91,273	95		
C.—Tax on Dogs	16,950	00		
D.—Veterinary Department Fees	4,220	50	57,73,666	89
8. Roads, Storm water Drains and Public Lighting				
A.—Wheel Tax	15,50,569	67		
B.—Contribution from Government in lieu of Tolls	4,109	00		
C.—Other receipts	3,85,728	11		
D.—Ferry Receipts	...		19,40,406	78
9. Mechanical	...		31,703	98
10. Buildings, Land Acquisition and Management—				
A.—Sale Proceeds of Surplus Land	3,347	26		
B.—Other Receipts	...			
(a)—Rent of Bldgs.	23,166	92		
(b)—Ground Rent	1,852	24		
(e)—Miscellaneous Receipts	6,43,903	50	6,72,269	92
11. Fire Brigade—				
A.—Fire Tax	12,07,395	32		
B.—Other Receipts	7,439	58		
			12,14,834	90
12. Licensing, Removal of Encroachments on Public Streets and Administration of Shops and Establishment Act, 1948 and Theatre Tax—				
A.—Licences for Dangerous and Offensive Trades	10,16,742	89		
B.—Removal of Encroachments on Public Streets, Licences for squatters and Hawkers and fees for removal of encroachments	4,28,899	15		
C.—Grants-in-aid from Government for the Administration of Shops and Establishment Act, 1948	53,726	05		
D.—Miscellaneous	3,18,732	39		
E.—Receipts from Theatre Tax	2,38,683	82		
			20,56,789	29
13. Gardens and Open Spaces	...		28,477	38
14. Markets and Slaughter Houses	...		10,91,041	78
15. Contribution from Capital Funds to Revenue on account of Loan Works Staff	...		3,81,243	90
16. Rebate from Government on account of Collection of the Urban Immoveable Property Tax in the Suburbs	
17. Grant-in-aid from Government	
19. Receipts from Government on account of U.I.P. Tax	...		23,833	29
20. Grant in aid from central Govt. on account of Additional Expenditure due to increase in emoluments of the employees of the Corporation	...		1,50,119	40
Total—Revenue Receipts	...		7,30,87,906	61

APPENDIX No. 15—(Contd.)
(Suburbs)

	Details.		Total.	
	Rs.	P.	Rs.	P.
RECEIPTS—B.—CAPITAL ACCOUNT.				
Capital Receipts—		
Debt Principal		
New Loan 1969-70	1,10,00,000	00
Trust Funds		
Contribution from Govt. equal to 1/3rd of the Exp. etc.		
Contribution from Hospital Fund of Budget 'A'		
Total—Capital Account Receipts	1,10,00,000	00
RECEIPTS—C.—SUSPENSE ACCOUNT				
I.—Sinking and Special Fund Accounts—				
Sinking and Special Fund Accounts	1,04,03,855	58		
Loan Redemption Fund	60,57,500	03		
			1,64,61,355	58
II.—Paper and Cash Accounts—				
(1) Sinking Funds	1,38,62,220	42		
(2) Special Funds	3,749	72		
(3) Surplus Funds	1,80,16,604	97		
(4) Loan Funds		
State Bank of India and Other Local Banks on account of Sundry Deposits	4,90,07,840	91		
			8,03,90,416	02
III.—Suspense Accounts—				
Deposit Account	2,86,13,095	32		
Advances for demolition of unauthorised structures and for removal of unsafe buildings in the suburbs	4,342	33		
Advances for improvement of Private streets		
Advances for purchase of Petrol	2,83,172	28		
Advances for Departmental Works	19,55,722	12		
Advances for Private Works	1,22,165	06		
Repayment of Municipal Loans (Subs.)	2,15,625	03		
Advances Sundries, Miscellaneous Advances	93,87,942	65		
Advances Municipal Contractors		
Dishonoured Cheques	18,95,476	23		
Advances—Municipal Officers—				
(a) Standing Advances for Contingent Expenses	1,000	00		
(b) Motor Cars and Motor Cycles to Officers	68,077	76		
(c) Cycle Advances to Subordinates	350	00		
Suspense Account Mechanical Transport	33,19,231	25		
Provident Fund (Suburbs)	39,75,770	78		
Reinstatement of Trenches	6,92,821	56		
Greater Bombay Suburbs Municipal Corporation Loan		
Interest Warrants Payable Account	44,73,780	46		
Interest accrued but not paid	3,31,250	00		
Cash Bills Outstanding Account	52,294	36		
Cheques Payable	15,55,10,603	88		
Plant and Machinery to be purchased out of S. C. B.		
Amount Transfer from Municipal General Fund	3,86,74,394	73		
Wages Deposit Account	23,93,178	80		
Advance out of Surplus Cash Balance for financing the expenditure on Capital Works Loan Funds	25,24,70,304	57
Total—Suspense Account Receipts—I, II, III.	34,93,22,076	17
EXPENDITURE—A.—REVENUE ACCOUNT.				
I.—General Supervision, Collection of Revenue, etc.—				
A.—General Superintendence—				
(b) Chief Auditor's Establishment	1,38,346	15		
(c) Municipal Commissioner's Personal and General Office	1,50,309	27		
(d) Audit and Accounts Establishment	6,76,859	63		
(e) Labour Officer's Establishment	18,914	38		
(h) Public Relations Officer's Department	33,605	31		
(k) Chief Complaints Officer's Establishment	67,100	32		
B.—Collection of Revenue—				
(a) Property and Wheel Tax Establishment	20,38,963	88		
C.—Upkeep and guarding of Municipal Offices	2,64,438	03		
E.—Legal Deptt.	39,278	48		
F.—Miscellaneous Charges	13,537	94		
H.—P. F. Charges	93,451	65		
Total—I—Gen. Supl. A. to H.	35,34,905	10		
Deduct—Proportion of General Superintendence	14,22,034	23		
Total—A to H	21,12,870	87		
I—Debt Charges	1,48,310	21	22,61,181	08
Carried forward	22,61,181	08

APPENDIX No. 15—(Contd.)
(Suburbs)

	Details.		Total.	
	Rs.	P.	Rs.	P.
Brought over ...			22,61,181	08
EXPENDITURE—A.—REVENUE ACCOUNT—(Contd.)				
II.—Water Works—				
A.—Maintenance	1,57,04,377	61		
C.—P. F. Charges	66,051	19		
D.—Pension, Gratuities and Compassionate allowances				
(a) Pension Funds	2,16,230	21		
(b) Gratuities Funds	15,000	00		
E.—Proportion of General Suptd. & Collection of Revenue...	8,20,533	47		
F.—Debt Charges	28,63,785	43		
			1,96,85,977	91
IV.—Free Reading Rooms, Libraries and Municipal High Schools			76,657	04
V.—Public Health Department—				
A.—General Superintendence	34,38,957	25		
B.—Supply of Milk Snacks etc. to the children attending Municipal Primary Schools.	19,05,412	07		
C.—P. F. Charges	64,375	88		
D.—Malaria Eradication Programme	4,77,767	98		
E.—Debt Charges	29,055	55		
F.—Impounding stray cattle.	36,050	16		
			59,51,618	89
VI.—Medical Relief and Education—				
A.—Hospitals				
(d)(vi) T. B. Clinic at Khar	1,80,040	11		
(h) K. B. Bhabha Hospital, and Sir C. J. R. Dispensary, Bandra	16,75,340	11		
(i) K. B. Bhabha Hospital, Kurla	13,95,802	91		
(j) M. G. H. Rajawadi, Ghatkoper	12,88,405	67		
(l) Medico Social Centre at Bandra	...			
(m) Reservation of beds for B. M. C. at Smt. B. C. J. Santacruz General Hospital	54,560	50		
(q) Juhu Hospital, Vile Parle	3,31,513	09		
B.—Maternity Homes & Children Welfare Service				
(a) Maternity Homes	15,79,655	02		
C.—Dispensaries—(a) Dispensaries, for out patients				
(i) Allopathic	8,85,164	41		
(c) Municipal Mobile Dispensary at Rajawadi Ghatkoper	15,680	19		
(d) Mobile Dispensaries	2,56,480	00		
D.—Family Welfare Planning Centres	...			
G.—Clinic for treatment of leprosy cases	9,000	00		
K.—Debt Charges	4,84,853	47		
I.—Grant in aid to Public Institutions	5,02,715	75		
J.—P. F. Charges	67,899	74		
			87,27,110	97
VII.—Street Cleansing and Conservancy, etc.				
A.—Street Cleansing and Conservancy	12,84,954	32		
B.—Collection, Lading, Removal and Disposal of T. R.	40,52,908	82		
C.—Halalkhore Service	53,91,712	91		
D.—Provident Fund Charges	1,09,753	64		
E.—Pension Gratuities and compassionate Allowances for Halalkhore service	3,69,900	00		
F.—Debt Charges	38,75,361	76		
			1,50,84,591	45
VIII.—Roads, S.W. Drains and Public lighting				
A.—General	11,75,519	70		
B.—Maintenance of Roads	80,17,949	99		
C.—Public Lighting	23,48,570	52		
D.—Maintenance of S. W. Drains	6,95,078	38		
H.—P. F. Charges	1,21,319	87		
I.—Debt Charges	63,70,942	14		
J.—Proportionate cost etc.	1,04,623	19		
E.— upkeep of Ferry Boats	...			
F.—Depreciation on Plant and Machinery	...			
			1,88,34,003	79
IX.—Mechanical				
A.—Assistant Engineer Transport's Office Establishment	2,71,984	04		
B.—Maintenance of electric Installation,—	1,34,515	84		
C.—P. F.	10,747	00		
D.—Debt Charges	Cr. 691	00		
			4,16,555	88
X.—Buildings, Land Acquisition and Management—				
A.—City Engineer's Central Office Establishment	9,72,532	31		
B.—Inspection and Supervision of Private Buildings etc.	5,25,363	35		
D.—Land Acquisition and Management	63,282	29		
E.—Inspection and supervision of factories, workshops and workplaces.	64,322	16		
G.—P. F. Charges	48,877	00		
H.—Debt Charges	8,76,249	83		
			25,50,626	94
Carried forward			7,35,88,323	95

**APPENDIX No. 15—(Contd.)
(Suburbs)**

	Details.		Total.	
	Rs.	P.	Rs.	P.
Brought over ...			7,35,88,323	95
XI.—Fire Brigade—				
A.—Maintenance ...	6,32,147	36		
B.—Provident Fund ...	2,200	00		
C.—Pension, Gratuities etc. ...	51,500	00		
D.—Proportion of General Superintendent ...	55,598	76		
E.—Debt Charges ...	91,557	59		
			8,33,003	71
XII.—Licensing and Removal of Encroachment on Public Streets				
Administration of Shops and Establishment Act, 1948				
Administration of Theatre Tax and Parking Grounds—				
A.—Licensing Establishment ...	5,20,349	54		
B.—Removal of Encroachments on Public Streets ...	2,15,598	13		
C.—Administration of Shops and Establishment Act, 1948 ...	1,51,625	93		
D.—Provident Fund ...	26,687	83	9,14,261	43
XIII.—Gardens and Open Spaces—				
A.—Gardens ...	5,20,640	63		
B.—New Gardens, Recreation Grounds etc. ...	32,026	26		
C.—Roadside Trees ...	72,625	84		
D.—Open Air Theaters ...	32,914	82		
G.—P. F. Charges ...	1,633	00		
H.—Debt charges ...	2,02,440	14	8,62,280	69
XIV.—Markets and Slaughter Houses—				
A.—Markets & Slaughter Houses ...	7,89,758	34		
B.—P. F. Charges ...	9,602	00		
C.—Pension, Gratuities etc. ...	47,960	00		
D.—Proportion of Gen. Supdt. ...	34,066	21		
E.—Debt Charges ...	2,15,017	55	10,96,404	10
XV.—Contribution to—				
(a) Budget 'B' under Section 125 (2) (d) of the Bombay Municipal Corporation Act ...	28,58,940	00		
(b) Budget 'E' under Section 126-C(c) of the Bombay Municipal Corporation Act ...	71,47,350	00	1,00,06,290	00
XVI.—Miscellaneous ...			12,03,660	00
Total,—Expenditure—A.—Revenue Account ...			8,85,04,223	88
EXPENDITURE—B.—CAPITAL ACCOUNT.				
I.—General Supervision Collection of Revenue, etc. ...	54,443	17		
II.—Water Works ...	16,35,842	95		
IV.—Free Reading Rooms & Libraries & Municipal High Schools ...				
V.—Public Health Department ...	49,305	83		
VI.—Medical Relief and Education ...	15,21,241	27		
VII.—Street Cleansing and Conservancy ...	24,59,092	61		
VIII.—Roads, S.W. Drains and Public lighting ...	90,33,732	64		
IX.—Mechanical ...				
X.—Buildings, Land Acquisition and Management ...	7,85,071	46		
XI.—Fire Brigade ...	13,702	46		
XIII.—Gardens, Recreation Centres and Open Spaces ...	68,734	29		
XIV.—Markets and Slaughter Houses ...	1,65,545	19		
XV.—Slum Service and Village Amenities ...	42,530	86		
Suspense A/c. ...	11,42,863	66		
Advances for purchase of Plant and Machinery ...	7,76,457	68		
Industrial Charges ...	2,94,809	00		
Assets written off ...				
Trust Fund Expenditure ...	Cr. 15,964	07		
Total—Capital Account Expenditure ...			1,80,27,409	00
EXPENDITURE—C.—SUSPENSE ACCOUNT.				
I.—Sinking and Special Fund Accounts—				
Sinking and Special Fund Accounts ...	62,15,797	35		
Loan Redemption Fund ...			62,15,797	35
II.—Paper and Cash Accounts—				
(1) Sinking Funds ...	1,80,46,957	84		
(2) Special Funds ...	7,070	53		
(3) Surplus Funds ...	1,50,77,475	62		
(4) Loan Funds ...				
State Bank of India and Other Local Banks on account of Sundry Deposits ...	5,67,40,513	04	8,98,72,017	03
Carried forward ...			9,60,87,814	38

APPENDIX No. 15—(Concluded)
(Suburbs)
SUMMARY

	Details.		Total.	
	Rs.	P.	Rs.	P.
Brought over ...			9,60,87,814	38
EXPENDITURE—C.—SUSPENSE ACCOUNT—(Contd.)				
III.—Suspense Accounts—				
Deposit Account ...	2,33,36,661	40		
Advances for demolition of unauthorised Structures and for removal of unsafe buildings in the Suburbs ...	32,413	94		
Advances for Purchase of Petrol ...	2,74,173	10		
Advances Departmental Works ...	16,85,783	66		
Advances Private Works ...	1,12,683	71		
Advances for Improvement of private streets ...	308	00		
Advances—Municipal Contractors ...	13,285	17		
Advances Sundries, Miscellaneous Advances ...	98,96,263	79		
Dishonoured Cheques ...	18,95,476	23		
Advances to Municipal Officers—				
(a) Standing Advances for Contingent Expenses ...	6,875	00		
(b) Motor Cars and Motor Cycles to Officers ...	57,176	83		
(c) Cycle Advances to Subordinates		
Suspenses Account—Mechanical Transport ...	38,12,699	71		
Provident Fund—Suburbs ...	39,75,770	78		
Repayment of Municipal Loan (Subs.) ...	62,81,625	00		
Restatement of Trenches ...	4,82,475	04		
Greater Bombay Municipal Corporation Loan Interest warrant payable Account ...	44,69,348	21		
Cheques Payable ...	15,50,78,071	42		
Cash Bills Outstanding Account ...	42,273	78		
Wages Deposit Account ...	23,93,178	80		
Advances from S. C. B. for financing the expenditure on Capital Works		
Interest accrued but not paid ...	1,06,650	00		
Amount transferred from Municipal General Fund ...	1,88,26,649	06		
Total, III.—Suspense Account Expenditure ...			23,27,79,842	63
Total—I, II & III. ...			32,88,67,657	01

SUMMARY.

Receipts.				Disbursements.	
Rs.	P.	Rs.	P.	Rs.	P.
		70,06,744	46
7,30,87,906	61			8,85,04,223	88
1,10,00,000	00			1,80,27,409	00
34,98,22,076	17	43,39,09,982	78	32,88,67,657	01
				43,53,99,289	89
			
				55,17,437	35
		44,09,16,727	24	44,09,16,727	24
Bank's Reconciliation—				Rs.	P.
Balance as per Bank's Pass Books ...				28,83,721	14
Add—					
Revenue sent to the Bank on 31st March 1970 but acknowledged on 1st April 1970 ...				7,61,806	08
				36,45,527	22
Less—					
Uncashed Cheques ...				36,70,975	14
Balance in Bank as per Day Book (Column No. 10) ...				1,71,655	00
Balance in Office in Government Promissory Notes, etc. ...				246	23
Balance in Office in Cash ...				53,70,984	04
Collection held in Office Treasury ...					
				55,42,885	27
				55,17,437	35

APPENDIX No. 15

(Extended Suburbs.)

Statement showing the Amounts of the Receipts and Expenditure respectively credited and debited to the Municipal Fund during the year 1969-70 and the Balance at the credit of the Fund at the close of the year, 1969-70 (i.e., 31st March 1970).

	Details.		Total.	
	Rs.	P.	Rs.	P.
RECEIPTS—A.—REVENUE ACCOUNT.				
1.—General Tax, Indirect Taxation and Miscellaneous Revenue—				
A.—General Tax :—(1) From the Public	1,34,85,549.50			
C.—Other Receipts				
(b)—Grants-in-aid in respect of fines for offences against the law	1,32,008.00			
(c)—Interest and profit on Investment of Surplus Loans and other balances	1,49,084.32			
(e)—Miscellaneous	2,70,669.48			
D.—Receipts on account of proportionate Cost of Collection of Education cess.	23,195.10			
E.—Rebate from Government on account of Collection of Education cess	22,828.88			
			1,40,83,335.28	
2. Water Works—Water Tax and other Miscellaneous Water Works Revenue	57,50,741.73	
4. Free Reading Rooms, Libraries & Municipal High Schools	Dr. 645.00	
5. Public Health Department	1,11,388.77	
6. Medical Relief and Education	35,649.26	
7. Street Cleansing and Conservancy, Road Watering and Halalkhore Service—				
A.—Halalkhore Tax	20,25,186.61			
B.—Other Receipts	66,865.55			
C.—Tax on dogs	3,927.00		20,95,979.16	
8. Roads, S W. Drains and Public Lighting—				
A.—Wheel Tax	3,64,014.82			
B.—Contribution from Government in Lieu of Tolls	3,964.00			
C.—Other Receipts	1,03,053.44			
D.—Ferry Receipts	5,102.00		4,76,134.26	
9. Mechanical	Dr. 2,404.63	
10. Buildings, Land Acquisition and Management—				
A.—Sale proceeds of Land	
B.—Other Receipts				
(a) Rent of Buildings	22,978.05			
(b) Ground Rant	4,948.62			
(c) Miscellaneous Receipts	2,95,284.07		3,24,210.74	
11.—Fire Brigade—				
A.—Fire Tax	5,99,535.73			
B.—Other Receipts	5,99,535.73	
12. Licensing, Removal of Encroachments on Public Streets and Administration of Shops and Establishment Act, 1948 and Theatre Tax—				
A.—Licences for Dangerous and Offensive Trades	6,49,711.76			
B.—Removal of Encroachments on Public Streets, Licences for squatters and Hawkers and fees for removal of encroachments	91,888.01			
C.—Grants-in-aid from Government for the Administration of Shops and Establishment Act, 1948	29,836.74			
D.—Miscellaneous	51,456.79			
E.—Receipts from Theatre Tax	1,39,577.40		9,62,470.70	
13. Gardens and Open Spaces	211.67	
14. Markets and Slaughter Houses	4,26,507.23	
15. Contribution from Capital Funds to Revenue on account of Loan Works Staff	2,08,163.72	
Rebate from Government on account of Collection of the Urban Immoveable Property Tax in the Ext. Suburbs	
19. Receipts from Govt. on a/c. of U. I. P. Tax	50,898.78	
20. Grant in aid from Central Government on account of Additional Expenditure due to increase in emoluments of the employees of the Corporation.	60,304.37	
Total—Revenue Receipts	2,51,82,481.77	

APPENDIX No. 15—(Contd.)
(Ext. Suburbs.)

	Details.		Total.	
	Rs.	P.	Rs.	P.
RECEIPTS—B.—CAPITAL ACCOUNT.				
Capital Receipts—				
New Loan 1969-70	82,50,000.00	
Trust Funds		
Contribution from Govt. equal to 1/3rd of the Exp. etc.		
Total—Capital Account Receipts	82,50,000.00	
RECEIPTS—C.—SUSPENSE ACCOUNT.				
I.—Sinking and Special Fund Accounts—				
Sinking Fund Accounts	...	28,85,067.37		
Special Fund account Provident Fund account—		
Hospital Fund Account :—	28,85,067.37	
II.—Paper and Cash Accounts—				
(1) Sinking Funds	...	444.27		
(2) Special Funds	...	1,415.62		
(3) Surplus Funds	...	29,29,175.87		
(4) Loan Funds		
(5) State Bank of India and Other Local Banks on account of Sundry Deposits	...	2,51,29,246.57		
			2,80,60,282.33	
III.—Suspense Accounts—				
Deposit Account	...	1,13,35,659.43		
Advances for demolition of unauthorised structures and for removal of unsafe buildings in the Ext. Suburbs		
Advances for improvement of Private street		
Advances for purchase of Petrol		
Advances for Departmental Works	...	5,45,765.13		
Advances for Private Works	...	44,691.60		
Advances Sundries Miscellaneous Advances	...	36,03,648.88		
Advances Municipal Contractors	...	11,883.24		
Dishonoured Cheques	...	7,21,451.11		
Advances—Municipal Officers—				
(a) Standing Advances for Contingent Expenses	...	700.00		
(b) Motor Cars and Motor Cycles to Officers	...	11,870.46		
(c) Cycle advances to Subordinates		
Provident Fund Extended Suburbs	...	10,03,357.83		
Interest Receivable A/c		
Amount transferred Municipal General Fund	...	2,06,64,600.19		
Greater Bombay Ext. Suburbs Municipal Corporation Loan Interest				
Warrants Payable Account	...	10,35,481.15		
Interest accrued but not paid	...	1,37,500.00		
Cash Bills Outstanding Account	...	30,064.71		
Cheques Payable	...	6,08,90,942.33		
Wages Deposit A/c	...	6,32,473.50		
Advances out of Surplus Cash Balance for financing the expenditure on Capital Works Loan Funds		
Reinstatement of Trenches	...	2,41,038.42		
Suspense Account Mechanical Transport	...	85.49		
Personal Account	...	Cr, 11,883.24	10,08,99,330.23	
Total,—Suspense Account Receipts—I, II, III	...	10,08,99,330.23	13,18,44,679.93	
EXPENDITURE—A.—REVENUE ACCOUNT.				
I.—General Supervision, Collection of Revenue, etc.—				
A.—General Superintendence—				
(b) Chief Auditor's Establishment	...	70,151.23		
(c) Municipal Commissioner's Personal and General Office	...	36,966.76		
(d) Audit and Accounts Establishment	...	2,88,851.99		
(h) Public Relations Officer's Department	...	596.00		
(h) Chief Complaints Officer's Establishment	...	25,458.53		
B.—Collection of Revenue—				
(a) Property and Wheel Tax Establishment	...	7,52,661.11		
C.—Upkeep and Guarding of Municipal Offices				
E.—Legal Department	...	1,17,431.38		
F.—Miscellaneous Charges	...	8,188.45		
H.—Provident Fund Charges	...	12,601.12		
	...	33,140.00		
Total—I General Supervision (A to H)	...	13,46,046.57		
Deduct—Proportion of General Suptd.	...	5,36,140.86		
Total—A to H	...	8,09,905.71		
I.—Debt Charges	...	1,33,600.70	9,43,506.41	
Carried forward		

APPENDIX No. 15—(Contd.).
(Ext. Suburbs.)

	Details.		Total.		
	Rs.	P.	Rs.	P.	
EXPENDITURE—A.—REVENUE ACCOUNT—(Contd.)				9,43,506.41	
	Brought Over ...				
II.—Water Works—					
A.—Maintenance	38,52,848.32				
C.—Provident Fund charges	15,210.00				
D.—Pension, Gratuities and compassionate Allowances	77,100.00				
E.—Proportion of General Superintendence and collection of Revenue	3,08,068.42				
F.—Debt Charges	15,11,073.50		57,64,300.24		
IV.—Free Reading Rooms, Libraries and Municipal High Schools					
A.—Municipal Free Reading Rooms and Libraries	54,192.08				
B.—Municipal High Schools	...				
C.—Provident Fund, charges	...		54,192.08		
V.—Public Health Department—					
A.—General Superintendence	12,91,203.34				
B.—Supply of Milk, Snacks etc.	5,69,808.36				
C.—Provident Fund charges	13,721.00				
D.—Malaria Eradication Programme	1,58,445.92				
E.—Debt Charges	23,139.80				
F.—Impounding stray cattle	605.43		20,56,923.85		
VI.—Medical Relief and Education—					
A.—Hospitals	15,82,059.53				
B.—Maternity Homes and children welfare service	9,71,976.33				
C.—Dispensaries	5,65,702.16				
D.—Family Welfare Planning Centre	...				
G.—Clinic for treatment of leprosy cases	4,800.00				
I.—Grant-in-Aid to Public Institutions	24,086.75				
J.—Provident Fund charges	12,988.00				
K.—Debt Charges	3,07,120.00		34,68,732.77		
VII.—Street Cleansing and Conservancy, Road Watering and Halalkhore Service—					
A.—Street Cleansing and Conservancy	7,37,301.06				
B.—Collection, loading, removal and disposal of T. R.	12,71,045.74				
C.—Halalkhore Service	22,94,183.02				
D.—Provident Fund charges	34,901.41				
E.—Pension Gratuities etc.	1,43,600.00				
F.—Debt Charges	7,73,396.40		52,54,427.63		
VIII.—Roads, S. W. Drains and Public Lighting—					
A.—General	2,59,013.99				
B.—Maintenance of Roads	32,15,185.24				
C.—Public Lighting	7,65,863.60				
D.—Maint. of S. W. Drains	4,55,499.20				
H.—Provident Fund charges	19,202.20				
I.—Debt Charges	18,71,887.61				
J.—Proportionate Cost of Collection of Wheel Tax	38,658.52		66,25,310.36		
IX.—Mechanical—					
A.—ME's Office Estt.	12.32				
B.—Maintenance of Electrical Installations	4,885.50				
D.—Debt charges	725.00		5,622.82		
X.—Buildings, Land Acquisition and Management—					
A.—City Engineers Central Office Establishment	3,65,964.39				
B.—Inspection and Supervision of Private Buildings	14,964.35				
D.—Land Acquisition & Management	27,600.39				
E.—Insp. & Sup. of Factories Workshops & Work places	44,278.58				
G.—Provident Fund charges	8,000.00				
H.—Debt Charges	1,22,908.70				
I.—Proportionate cost of staff of the C. P. B.	...		5,83,716.41		
XI.—Fire Brigade					
A.—Maintenance	27,437.21				
D.—Proportion of Gen. Suptd. & Collection of Revenue	20,934.26				
E.—Debt Charges	11,633.30		60,004.77		
XII.—Licensing, Removal of Encroachment on Public Streets and Administration of Shops and Establishment Act, 1948 and Theatre Tax					
A.—Licensing Establishment	1,05,667.99				
B.—Removal of Encroachments on Public Streets	88,237.02				
C.—Administration of Shops and Establishment Act, 1948	91,808.66				
D.—Provident Fund charges	9,483.00		2,95,196.67		
XIII.—Gardens and Open Spaces—					
A.—Gardens	1,00,092.08				
C.—Road side Trees	8,461.05				
G.—Provident Fund Charges	134.00				
H.—Debt Charges	67,686.90		1,76,374.03		
Carried forward ...				2,52,88,308.04	

APPENDIX No. 15—(Contd.).

(Ext. Suburbs.)

	Details.		Total.	
	Rs.	P.	Rs.	P.
Brought over ...			2,52,88,308.04	
EXPENDITURE—A.—REVENUE ACCOUNT—(Contd.)				
XIV.—Markets and Slaughter Houses—				
A.—Markets and Slaughter Houses ...	2,56,029.81			
B.—Provident Fund charges ...	2,339.88			
C.—Pension Gratuities etc. ...	16,330.00			
D.—Proportion of Gen. Supdt. ...	13,677.12			
E.—Debt. charges ...	1,75,540.40			
			4,63,917.21	
XV.—Contribution to				
(a) Budget 'B' under Section 125(2)(d) of the Bombay Municipal Corporation Act ...	9,89,200.00			
(b) Budget 'E' under Sec. 126—C(e) of the B.M.C. Act ...	24,72,000.00			
			34,61,200.00	
XVI.—Miscellaneous—				
A.—Provident Fund, Pensions, Gratuities and Compassionate Allowance				
(c) Pension Fund ...	3,01,380.00			
(d) Gratuities Fund ...	87,000.00			
			3,88,380.00	
XVII.—Measures for Civil Defence ...				
Total—Expenditure—A.—Revenue Account ...			2,96,01,805.25	
EXPENDITURE—B.—CAPITAL ACCOUNT.				
I.—General Supervision Collection of Revenue, etc. ...	2,73,570.55			
II.—Water Works ...	4,69,081.04			
V.—Public Health Department ...	1,32,197.01			
VI.—Medical Relief and Education ...	3,71,413.13			
VII.—Street Cleansing and Conservancy ...	14,63,030.78			
VIII.—Roads, S.W. Drains and Public Lighting ...	56,29,904.92			
X.—Buildings, Land Acquisition and Management ...	5,61,234.57			
XI.—Fire Brigade ...				
XIII.—Gardens and Open Spaces ...	2,20,700.00			
XIV.—Markets and Slaughter Houses ...	21,618.77			
XV.—Slum service and Village Amenities ...	36,344.55			
Suspense A/c ...				
Advances for purchase of Plant and Machinery ...	Cr. 22,317.34			
Discount and other charges ...				
Assets written off ...				
Trust Fund Expenditure ...				
Total—B—Capital Account Expenditure ...			91,56,777.98	
EXPENDITURE—C.—SUSPENSE ACCOUNT.				
I.—Sinking and Special Fund Accounts—				
Sinking and Special Fund Accounts ...	41,335.77			
Loan Redemption Fund ...			41,335.77	
II.—Paper and Cash Accounts—				
(1) Sinking Funds ...	28,44,175.87			
(2) Special Funds ...	1,415.62			
(3) Surplus Funds ...	31,18,100.53			
(4) Loan Funds ...				
(5) State Bank of India and Other Local Banks on account of Sundry Deposit ...	2,80,11,696.55			
			3,39,75,388.57	
Carried forward ...			3,40,16,724.34	

APPENDIX No. 15—(Concl'd.).

(Ext. Suburbs).

	Details.		Total.	
	Rs.	P.	Rs.	P.
Brought over			3,40,16,724.34	
EXPENDITURE—C.—SUSPENSE ACCOUNT—(Contd.)				
III.—Suspense Accounts—				
Deposit Account	99,72,870.49			
Advances for demolition	1,031.40			
Advances for Purchase of Petrol				
Advances Departmental Works	4,51,396.71			
Advances Private Works	31,560.91			
Advances for Improvement of Private Streets				
Advances—Municipal Contractors				
Advances—Sundries—Miscellaneous Advances	44,55,054.41			
Advances—Cost of Revision of Grades of Suburban Staff				
Dishonoured Cheques	7,21,451.11			
Advances—Municipal Officers—				
(a) Standing Advances for Contingent Expenses	4,575.00			
(b) Motor Cars and Motor Cycles to Officers	20,050.00			
(c) Cycle Advances to Subordinates				
Provident Fund—Extended Suburbs	10,03,357.83			
Plant and Machinery to be purchased out of Surplus Cash Balance	680.00			
Amount Transferred from Municipal General Fund	1,41,87,290.96			
Greater Bombay Municipal Corporation Loan Interest Warrants Payable Account	10,40,614.65			
Cheques Payable	6,11,59,668.73			
Cash Bills outstanding A/c.	16,770.91			
Wages Deposit A/c.	6,32,473.50			
Advances from S.C.B. for financing the expenditure on Capital Works				
Interest accrued but not paid				
Interest Receivable A/cs				
Reinstatement of Trenches	2,84,427.85			
Suspense A/c Mechanical Transport	587.45			
Personal Account	41,660.09			
Total, III.—Suspense Account Expenditure	9,40,25,522.00		9,40,25,522.00	
Total I, II and III			12,80,42,246.34	

SUMMARY

Receipts.			Disbursement.	
Rs.	P.		Rs.	P.
22,16,337.12		Balance on 1st April 1969—		
2,51,82,481.77		A.—Revenue Account	2,96,01,805.25	
82,50,000.00		B.—Capital Account	91,56,777.98	
13,18,44,679.93	16,74,93,498.82	C.—Suspense Account	12,80,42,246.34	16,68,00,829.57
		Balance on 31st March 1970		6,92,669.25
	16,74,93,498.82			16,74,93,498.82

	Rs.	P.	Rs.	P.
Banks' Reconciliation—				
Balance as per Bank's Pass Books	8,19,833.81			
Add—				
Revenue sent to the Bank on 31st March 1970 but acknowledged on 1st April 1970	3,26,227.16		11,46,060.97	
Less—				
Uncashed Cheques			Dr. 19,13,924.66	
Balance in Bank as per Day Book Column No. (10)			Dr. 7,67,863.69	
Balance in Office in Government Promissory Notes, etc.	3,26,700.00			
Balance in Office in Cash	430.69			
Collection held in Office Treasury	11,33,402.25		14,60,532.94	
			6,92,669.25	

Appendix No. 22
IMPROVEMENT SCHEMES
General Account for the year ending 31st March 1970

Particulars.	Amount.	Particulars.	Amount.
	Rs.		Rs.
To Revenue expenditure as per Appendix No. 24 ...	2,33,07,556	By Revenue Receipts as per Appendix No. 23 ...	2,51,94,937
Balance being Surplus for the year transferred to Capital Account Balance Sheet. ...	18,87,381		
Total ...	2,51,94,937	Total ...	2,51,94,937

APPENDIX No. 22A

Improvement Scheme Account—Slum Clearance Account—City
General Account for the year ending 31st March 1970.

Particulars.	Amount.	Particulars.	Amount.
	Rs.		Rs.
To Revenue Expenditure as per appendix 24A	23,13,964	By Revenue Receipts under	
		(i) Rent and other proceeds of properties ...	14,44,004
		(ii) Interest and Profits on Investments ...	2,14,755
		(iii) Miscellaneous Receipts
			16,58,759
		Balance being Deficit for the year transferred to Capital Account Balance Sheet	6,55,205
Total	23,13,964	Total ...	23,13,964

APPENDIX No. 22B

Improvement Schemes Account—Slum Clearance Account—Suburbs
General Account for the year ending 31st March 1970.

Particulars.	Amount.	Particulars.	Amount.
	Rs.		Rs.
To Revenue Expenditure as per appendix 24B	17,48,792	By Revenue receipts under	
		(i) Rent and other proceeds of properties	2,73,036
		(ii) Contribution from Budget—'D'
		(iii) Interest & Profits on Investments...	2,13,595
		(iv) Miscellaneous Receipts ...	1,310
			4,87,941
		Balance being Deficit for the year transferred to Capital Account Balance Sheet	12,60,851
Total ...	17,48,792	Total ...	17,48,792

APPENDIX No. 25

IMPROVEMENT SCHEMES

Balance Sheet—(Capital Account) as on 31st March 1970.

LIABILITIES		Rs.	P.	ASSETS				Rs.	P.	
LOANS OUTSTANDING—				BLOCK ACCOUNT—						
(Vide details as shown in Appendix No. 29)	...	15,42,12,021	91	Property and Assets at original cost as per Appendix No. 26 ...				29,35,07,429	45	
Book value of lands comprised in Schedules "W" and "X"		47,58,490	00	Book value of lands comprised in Schedules "W" and "X" as per Appendix No. 27 (Section 91A of the Municipal Act). ...				47,58,490	00	
		15,89,70,511	91							
SURPLUS—					Face Value		Actual cost.			
Extraordinary Receipts—					Rs.	P.	Rs.	P.		
Investment Reserve Fund	1,03,59,565	37		INVESTMENT RESERVE FUND**						
Amenities Fund	10,72,353	68		IN SECURITIES—						
Rent Equalisation Fund	30,39,953	55		In Cash				1,03,59,479	00	
Transfer of Sinking Fund Accumulations in respect of Rs. 370 lakhs loan †	25,07,830	00		Amenities Fund**				86	37	
Special grants from the Government of India	54,00,000	00		In securities				10,72,300	00	
Premia on loan raised in 1935-36	30,00,0	00		In Cash				53	68	
Grant-in-Aid from Government of Bombay for part expenditure of Acquisition of Land	5,00,000	00		Rent Equalisation Fund**						
Sale proceeds of Lands and Buildings—				In Securities				30,39,900	00	
Sale proceeds up to 31st March 1969	8,07,59,609	77		In Cash				53	55	
Sale proceeds during 1969-70	3,00,801	81		SINKING FUND—						
Sinking Fund on Loans	7,31,07,048	45		As per Appendix No. 28						
Loans Redemption Fund	7,37,98,467	15		In Securities and Cash *				7,31,07,048	45	
Deduct—	25,08,75,629	78		CAPITAL FUNDS—						
REVENUE DEFICIT—				In Securities—						
Deficit upto 31st March 1969	2,04,61,337	74			Face Value	Rate%	Actual cost			
Surplus during 1969-70	18,87,380	86			Rs.	P.	Rs.	P.		
	1,85,73,956	88		4½% Bombay Municipal and Imps. Debentures				49,600	00	
	23,23,01,672	90		6 per cent. Bombay Municipal Debentures				7,19,500	00	
				4 per cent. Bombay Municipal Debentures				25,800	00	
				Budget A & B						
				4½ B. I. T. Debenture.				4,100	00	
				6% B. I. T. Debenture				80,300	00	
				4.75% B. M. D. Budget 'B'				32,600	00	
								9,11,900	00	
				In Cash securities and fixed deposits				45,15,573	31	
Total	...	39,12,72,184	81	Total				...	39,12,72,184	81

* For Face, Book and Market Values of Securities held in the Sinking Funds on 31st March 1970. Please see Appendix No. 30.

** In Face, Book & Market Values of the Securities held in these funds at 31st March 1970, please see Appendix No. 16.

*** Being the Sinking fund accumulations in respect of the Loan of Rs. 370 Lakhs taken by the late Bombay Improvement Trust out of Bombay Development Loan Transferred to Capital Account as the Loan is converted into a fresh Loan repayable in equated annual instalments (vide C. R. No. 94 of 4th May 1936).

Appendix No. 25A.

IMPROVEMENTS SCHEMES

Slum Clearance City

Balance Sheet Capital Account as on 31st March 1970.

LIABILITIES		Rs.	P.	ASSETS.				Rs.	P.
LOAN OUTSTANDING—				BLOCK ACCOUNT—					
(Vide details as shown in Appendix No. 29A)		2,71,09,424.78		Property and Assets at original cost as per Appendix No. 26A				2,78,75,293.57	
Subsidy from Government		89,15,616.00		Sinking Fund as per Appendix No. 28A				41,95,544.66	
Sale proceeds up to 31st March 1970		33,028.68		CAPITAL FUNDS—					
Sinking Fund on Loans		41,95,544.66		In Securities. Face Value Rate. Actual Cost.					
Loan Redemption Fund		86,468.22							
		4,03,40,082.34							
Deduct—									
Deficit upto 31st March 1969		51,04,220.80		6 per cent Municipal Debenture ... 19,41,400 Par 19,41,400.00					
Add—Deficit during the year		6,55,204.93		In Cash call and fixed deposits.				5,68,418.38	25,09,818.38
		57,59,425.73		Total Rs.				3,45,80,656.61	
Total Rs.		3,45,80,656.61		Total Rs.				3,45,80,656.61	

Appendix No. 25 B.

IMPROVEMENTS SCHEMES

Slum Clearance Suburbs.

Balance sheet Capital Account as on 31st March 1970.

LIABILITIES.		Rs.	P.	ASSETS.				Rs.	P.
Loan outstanding		2,20,82,640.97		Block Account Property and Asset at original cost as per Appendix No. 26B				2,99,40,484.65	
Subsidy from Government		57,82,779.00		Sinking Fund as per app. 28B				16,83,298.16	
Sinking Fund on loan		16,83,298.16		CAPITAL FUND—					
Sale proceeds upto 31st March 1970		3,33,960.46		In securities—					
Add—				Face Value Rate Actual Cost					
Loan Redemption Fund		1,10,336.03		Rs. Rs. P. Rs. P.					
Surplus upto 31st March 1969		52,35,303.80		6 Per cent Municipal Debenture ... 12,92,300 Par 12,92,300.00					
Less—Deficit during the year...		12,60,850.81		4½ Per cent Municipal Debenture ... 10,000 Par 10,000.00					
		39,74,452.99		In Cash and fixed deposits				10,41,384.80	23,43,684.80
Total Rs.		3,39,67,467.61		Total				Rs. ...	3,39,67,467.61

Appendix No. 26
IMPROVEMENT SCHEMES

Block account showing details of Capital Expenditure upto 31st March 1970.

Particulars	Total Capital Expenditure upto 31st March 1969.	Expenditure during 1969-70.	Total Capital Expenditure upto 31st March 1970.	Particulars.	Total Capital Expenditure upto 31st March 1969	Expenditure during 1969-70.	Total Capital Expenditure upto 31st March 1970.
	Rs.	Rs.	Rs.		Rs.	Rs.	Rs.
CAPITAL ACCOUNT.				Brought over	27,14,81,643	33,06,318	27,47,87,961
Improvement and Street Schemes.				Acquisition of Land in survey No. 129, Hissal, Squatters Nos 130-136 of Elsar Pahad for housing of dishoused tenants as well as displaced Industries in execution of its sanctioned Schemes ...	94,149	...	94,149
Schedule W Lands ...	13,45,571	...	13,45,571	Acquisition of land bearing C.S. No. 1325 (Part) and 1/325 Lower Parel Division for housing dishoused persons as a result of Municipal Scheme ...	1,00,029	80,100	1,80,129
Schedule X Lands ...	16,26,471	...	16,26,471	Acquisition of land at Poisar and Kandivli in Survey No. 94 and 95 (Part) of Poisar Survey Nos. 126, 128 and 129 (Part) of Kandivli ...	3,51,977	...	3,51,977
Schedule Z Lands ...	8	...	8	Taking over explosion victim tenements S. P. Sheds at Shantinagar Arthur Road. etc. ...	4,84,801	...	4,84,801
Scheme No.					27,25,12,599	33,86,418	27,58,99,017
1 First Nagpada ...	29,16,099	...	29,16,099	Police Accommodation Schemes.			
2 Princess Street ...	85,08,865	...	85,08,865	Scheme No.			
3 Sandhurst Road ...	1,16,02,375	...	1,16,02,375	14 First Nagpada ...	84,450	...	84,450
4 Gamdevi ...	22,88,002	...	22,88,002	16 Wodehouse Road ...	3,22,667	...	3,22,667
5 Dadar-Matunga ...	1,00,53,384	64,384	1,00,53,384	17 Duncan Road ...	58,981	...	58,981
6 Sion-Matunga ...	1,87,59,304	...	1,88,23,688	18 Shepherd Road ...	36,223	...	36,223
7 Colaba Reclamation ...	4,78,538	...	4,78,538	19 Agripada ...	1,79,120	...	1,79,120
8 Mandvi-Koliwada ...	26,52,501	...	26,52,501	23 Connaught Road ...	79,495	...	79,495
11 Agripada ...	3,127	...	3,127	24 Princess Street ...	2,65,953	...	2,65,953
13 Southern Street Extension—				25 Gamdevi ...	1,29,407	...	1,29,407
East-wards ...	68,102	...	68,102	34 Lamington Road ...	4,61,024	...	4,61,024
27 Mathew Road ...	14,11,129	...	14,11,129	35 Sandhurst Road West ...	1,46,104	...	1,46,104
29 Nowroji Hill ...	86,57,482	...	86,57,482	39 Sandhurst Road East ...	7,58,893	...	7,58,893
30 Southern Street Extension—				40 Byculla ...	8,28,411	...	8,28,411
West-wards ...	1,30,512	...	1,30,512	44 Maharbaudi ...	2,71,434	...	2,71,434
31 Parel Suparibaug Estate ...	91,42,350	...	91,42,350	45 Palton Road ...	5,71,492	...	5,71,492
32 East Agripada ...	50,59,050	...	50,59,050	46 Naigaum ...	5,69,142	...	5,69,142
33 Bhatwadi ...	3,28,433	...	3,28,433	48 Mahim ...	4,53,032	...	4,53,032
36 Lamington Road ...	2,91,191	...	2,91,191	55 Chinchbunder Road ...	4,32,656	...	4,32,656
37 Sydenham Road ...	1,40,51,180	...	1,40,51,180	55A Mazagaon ...	4,53,560	...	4,53,560
41 Undria Street ...	5,72,800	...	5,72,800	63 King's Circle (Matunga) ...	4,82,185	...	4,82,185
43 Parel Road Central ...	38,97,348	...	38,97,348	67 Naigaum (for Armed Police and Recruits) ...	24,42,031	...	24,42,031
47 Parel Road Northern ...	52,96,220	...	52,96,220	70 Arthur Road ...	1,58,357	...	1,58,357
49 Nepean Sea Road Reclamation ...	3,053	...	3,053		91,84,617	...	91,84,617
50 Mazagaon Street ...	40,47,833	20,373	40,68,206	Mill Company's Chowli Schemes			
52 Worli Street ...	2,72,50,182	45,020	2,72,95,202	Scheme No.			
53 Foras Road ...	36,82,045	...	36,82,045	42 Spring Mills ...	5,18,990	...	5,18,990
54 Kolbhatwadi ...	21,79,254	...	21,79,254	51 Century Mills ...	1,29,980	...	1,29,980
55 Bellasis Road ...	18,530	...	18,530	65 David Mills ...	2,96,852	...	2,96,852
56 Dharavi Street ...	1,16,52,512	90,558	1,17,43,070		9,45,822	...	9,45,822
57 Sewri-Wadala ...	3,56,11,177	4,95,065	3,61,06,242	Slum Clearance.			
58 Worli-Extension ...	1,38,36,001	...	1,38,36,001	Preliminary Expenses ...	22,481	...	22,481
59 Sewri-Koliwada ...	6,72,719	...	6,72,719	Transit Camps for providing alternative housing accommodation to facilitate Slum Clearance—			
60 Naigaum Street ...	76,18,685	...	76,18,685	(i) Construction of 244 tenements, etc. ...	2,58,843	...	2,58,843
61 Fergusson Road ...	15,68,030	...	15,68,030	(ii) Construction of 210 tenements, etc. ...	1,81,987	...	1,81,987
62 Love Lane ...	16,18,731	...	16,18,731		4,63,311	...	4,63,311
66 Mahaluxmi ...	4,86,705	...	4,86,705	Carried forward	4,63,311	...	4,63,311
69 Widening of Byculla Bridge ...	7,20,290	...	7,20,290		28,31,06,349	33,86,418	28,64,92,767
71 Chaupati Street ...	24,085	...	24,085				
Chaupati Reclamation ...	1,889	...	1,889				
East Chaupati Estate ...	4,380	...	4,380				
Lump Provision for granting loans to erect buildings on Imp. Scheme lands as provided under Section 354W of the Municipal Act ...	23,645	Cr. 920	27,725				
72 Tripartite Road ...	2,26,684	...	2,26,684				
73 Palton Road ...	10,37,510	...	10,37,510				
74 Sion Overbridge ...	92,457	...	92,457				
Lump Provision for Acquisition in all Schemes ...	6,136	...	6,136				
Lump provision for Housing Accommodation for poorer classes including provision for acquisition. ...	4,69,14,939	25,65,986	4,94,80,925				
Housing of squatters on land Near Mankhurd Railway Station ...	8,38,300	...	8,38,300				
Housing of squatters on lands near Jogeshwari ...	5,57,141	...	5,57,141				
76 Lohar Chawl Gully ...	3,24,612	...	3,24,612				
77 Housing Accommodation - For Fishermen at Mahim Causeway ...	459	...	459				
Causeway ...	27,181	...	27,181				
Housing of Squatters-Acquisition ...	6,03,549	25,852	6,29,401				
Housing of Squatters at Vikhroli ...	151	...	151				
Construction of Dormitories ...	6,92,736	...	6,92,736				
Carried forward ...	27,14,81,643	33,06,318	27,47,87,961				

Appendix No. 26—Concl'd.

Particulars.	Total Capital Expenditure upto 31st March 1969.	Expenditure during 1969-70.	Total Capital Expenditure upto 31st March 1970	Particulars	Total Capital Expenditure upto 31st March 1969.	Expenditure during 1969-70.	Total Capital Expenditure upto 31st March 1970.
	Rs.	Rs.	Rs.		Rs.	Rs.	Rs.
Brought over ...	28,31,06,349	33,86,418	28,64,92,767	Brought over ...	28,39,81,911	33,86,418	28,73,68,329
Miscellaneous.				Discount on Loans ...	14,53,359	...	14,53,359
Survey of the Island of Bombay...	1,06,046	...	1,06,046	Expenses in connection with the Loan of Rs. 10 lakhs ...	12,227	...	12,227
Administrative Offices, etc.— Building on Esplanade Road near Queen's Statue ...	3,21,562	...	3,21,562	Expenses in connection with the repayment of Rs. 25 Lakhs Loan ...	19,504	...	19,504
Engineer's Office at Matunga ...	1,38,468	...	1,38,468	Expenses in connection with the loan raised in 1957-58 ...	62,048	...	62,048
Central Stores at the back of Frere Fletcher School ...	15,656	...	15,656	Repayment of Rs. 40 lakhs loan of 1919 ...	26,83,469	...	26,83,469
Store yard at Agripada, etc. ...	83,801	...	83,801	Part payment of Rs. 25 Lakhs loan of 1926 ...	19,08,494	...	19,08,494
Workshop for Motor Lorries at Agripada ...	90,368	...	90,368		61,39,101	...	61,39,101
Tools and Plant ...	559	...	559				
Refund to preliminary expenses to Government ...	38,019	...	38,019				
Preliminary expenses in connec- tion with the Improvements of slum areas ...	68,816	...	68,816				
Provision of a lift in the Improve- ment Trust Building at Napier Road near Queens Statue ...	12,267	...	12,267				
	8,75,562	...	8,75,562				
Carried forward ...	28,39,81,911	33,86,418	28,73,68,329	Grand Total ...	29,01,21,012	• 33,86,418	29,35,07,430

* This figure includes Rs. 4,33,479 being the share of cost of Management and Establishment chargeable to Capital Account

APPENDIX No. 26A.

Improvement Schemes—Slum Clearance—City.
Block account showing details of Capital Expenditure upto 31st March 1970.

Particulars.	Total Capital Expenditure from 1st April 1956 upto 31st March 1969.	Expenditure during 1969-70.	Total Capital Expenditure upto 31st March 1970.
	Rs.	Rs.	Rs.
A.—Works to be carried out from Municipal Fund ...			
Acquisition of land within, adjoining or surrounded by clearance Areas for housing or other development works ...	10,47,243	...	10,47,243
Transit Camps for providing temporary alternative housing accommodation to facilitate Slum Clearance ...	5,33,767	..	5,33,767
Permanent Housing for Slum Population ...	13,54,259	...	13,54,259
Providing Sewerage arrangement in Kamathipura Area ...	1,71,857	...	1,71,857
Discount and other charges on the loan of Rs.10 lakhs raised in 1956-57 ...	10,108	...	10,108
Discount and other charges on the loan of 20 lakhs raised in 1957-58 ...	45,160	...	45,160
Do. on the loan of Rs. 10 lakhs raised in 1958-59 ...	17,721	...	17,721
Miscellaneous expenses including Preliminary expenses (Staff and contingencies in connection with Slum Clearance) ...	22,17,958	98,838	23,16,796
Total A—Works to be carried out from Municipal Fund ...	53,98,073	98,838	54,96,911
B.—Works to be carried out with the Government Aid.			
Acquisition of land within, adjoining or surrounded by Clearance Areas for—rehousing or other development works ...	18,35,417	...	18,35,417
Permanent Housing for Slum Population ...	1,97,02,746	8,40,220	2,05,42,966
Total, B—Works to be carried out with the Government Aid ...	2,15,38,163	8,40,220	2,23,78,383
Grand Total * ...	2,69,36,236	9,39,058	2,78,75,294

* Previous expenditure amounting to Rs. 4,63,311 upto 31st March 1966 is shown in Appendix No. 26.

APPENDIX No. 26B.

Improvement Schemes—Slum Clearance—Suburbs.
Block account showing details of Capital Expenditure upto 31st March 1970.

Particulars.	Total Capital Expenditure upto 31st March 1969.	Expenditure during 1969-70.	Total Capital Expenditure upto 31st March 1970.
	Rs.	Rs.	Rs.
Slum Clearance—Suburbs.			
A.—Works to be carried out from Municipal Fund.			
Preliminary Expenses (Staff and Contingencies) ...	1,62,88,621	2,56,439	1,65,45,060
Total, A—Works to be carried out from Municipal Fund ...	1,62,88,621	2,56,439	1,65,45,060
B.—Works to be carried out with the Govt. Aid.			
(b) Chawl and S.P. Chawls. ...	1,32,45,319	1,50,103	1,33,95,422
Total, B—Works to be carried out with the Govt. Aid. ...	1,32,45,319	1,50,103	1,33,95,422
Grand Total ...	2,95,33,940	4,06,542	2,99,40,482

Appendix IMPROVEMENT

*Statement showing outstanding Loans of the Bombay Improvement Trust due by the
payable for the year 1969-70, the amount paid during the year and the*

Serial No.	Particulars of Loans.	Rate of Interest per Annum.	Amount raised.		Balance due on 1st April 1969		Amount raised in 1969-70.		Total	
			Rs.	Ps.	Rs.	Ps.	Rs.	Ps.	Rs.	Ps.
<i>Loans raised from Government.</i>										
	Consolidated Loan in respect of Conversion Loan 1937-38, 35 lakhs Loan, and Rs. 8 lakhs Loan	3.3759 per cent.	4,17,94,178	06	1,76,01,078	93			1,76,01,78	93
2	Rs. 45 lakhs Loan 1921	4½ Do.	45,00,000	00	45,00,000	00			45,00,000	00
3	Rs. 52 lakhs Loan October 1922		52,00,000	00	1,72,00,000	00			1,72,00,000	00
4	Rs. 80 lakhs Loan 22nd January 1923	4½ Do.	8,00,000	00						
5	Rs. 82 lakhs Loan 22nd January 1923		82,00,000	00						
6	Rs. 30 lakhs Loan March 1923		30,00,000	00						
7	Rs. 40 lakhs Loan 2nd November 1923	4½ Do.	40,00,000	00	89,00,000	00			89,00,000	00
8	Rs. 20 lakhs Loan 2nd January 1924		20,00,000	00						
9	Rs. 29 lakhs Loan 5th March 1924		29,00,000	00						
10	Rs. 20 lakhs Loan 1st November 1924	4½ Do.	20,00,000	00	1,00,00,000	00			1,00,00,000	00
11	Rs. 60 lakhs Loan 10th November 1924		60,00,000	00						
12	Rs. 20 lakhs Loan 2nd January 1925		20,00,000	00						
13	Rs. 20 lakhs Loan 2nd October 1925	4½ Do.	20,00,000	00	70,00,000	00			70,00,000	00
14	Rs. 15 lakhs Loan 2nd November 1925		15,00,000	00						
15	Rs. 35 lakhs Loan 2nd January 1926		35,00,000	00						
	Total loans raised from Government		8,93,94,178	06	6,52,01,078	93			6,52,01,078	93
<i>Loans raised from the Public.</i>										
1	Rs. 50 lakhs Rupee Goupon Debenture Loan 1899		50,00,000	00	
2	Rs. 30 lakhs Loan 1901	4 per cent.	30,00,000	00	10,000	00			10,000	00
3	Rs. 30 lakhs Loan 1902	4 Do.	30,00,000	00	6,500	00			6,500	00
4	Rs. 60 lakhs Loan 1903	4 Do.	60,00,000	00	11,500	00			11,500	00
5	Rs. 50 lakhs Loan 1904	4 Do.	50,00,000	00	41,000	00			41,000	00
6	Rs. 30 lakhs Loan 1905	4 Do.	30,00,000	00	16,500	00			16,500	00
7	Rs. 20 lakhs Loan 1906	4 Do.	20,00,000	00	15,000	00			15,000	00
8	Rs. 15 lakhs Loan 1907	4 Do.	15,00,000	00	26,000	00			26,000	00
9	Rs. 30 lakhs Loan 1908	4 Do.	30,00,000	00	66,500	00			66,500	00
10	Rs. Sterling Coupon Debenture Loan 1909 (£ 5,66,600)	4 Do.	84,99,000	00	84,99,000	00			84,99,000	00
11	Rs Sterling Coupon Debenture Loan 1910 (£ 3,33,000)	4 Do.	49,95,000	00	49,95,000	00			49,95,000	00
12	Rs. 25 lakhs Loan 1912	4 Do.	25,00,000	00	25,00,000	00			25,00,000	00
13	Rs. 18 lakhs Loan 1913	4 Do.	18,00,000	00	18,00,000	00			18,00,000	00
14	Rs. 50 lakhs Loan 1914	4 Do.	50,00,000	00	50,00,000	00			50,00,000	00
15	Rs. 25 lakhs Loan 1916	4 Do.	25,00,000	00	25,00,000	00			25,00,000	00
16	Rs. 40 lakhs Loan 1919	5 Do.	40,00,000	00	
17	Rs. 70 lakhs Loan 1920	6 Do.	70,00,000	00	† 66,00,000	00			66,00,000	00
18	Rs. 25 lakhs Loan 1927	4 Do.	25,00,000	00	25,00,000	00			25,00,000	00
19	Rs. 19.28 lakhs Loan out of Rs. 19.39 lakhs Loan (1956-57)	4 Do.	19,28,000	00	19,28,000	00			19,28,000	00
20	Rs. 27,38,500 Loan 1957-58	4½ Do.	27,38,500	00	27,38,500	00			27,38,500	00
21	Rs. 50 lakhs Loan 1959-60	4 Do.	50,00,000	00	50,00,000	00			50,00,000	00
22	Rs. 70 lakhs Loan 1960-61 out of Rs. 1 Crore Loan 1960-61	4½ Do.	70,00,000	00	70,00,000	00			70,00,000	00
23	Rs. 50 lakhs loan 1961-62	4½ Do.	50,00,000	00	50,00,000	00			50,00,000	00
24	Rs. 100 lakhs loan 1962-63	4½ Do.	1,00,00,000	00	1,00,00,000	00			1,00,00,000	00
25	Rs. 50 lakh loan 1963-64	4½ Do.	50,00,000	00	50,00,000	00			50,00,000	00
26	Rs. 100 lakhs loan 1965-66	6 Do.	1,00,00,000	00	1,00,00,000	00			1,00,00,000	00
27	Rs. 50 lakhs Loan 1966-67	6 Do.	50,00,000	00	50,00,000	00			50,00,000	00
28	Rs. 50 lakhs Loan 1967-68	6 Do.	50,00,000	00	50,00,000	00			50,00,000	00
29	Rs. 75 lakhs loan 1968-69	6 Do.	75,00,000	00	75,00,000	00			75,00,000	00
30	Rs. 25 Lakhs loan 1969-70	6%	
	Total Loans raised from the Public		3,44,60,500	00	9,87,53,500	00			9,87,53,500	00
	Grand Total		22,38,54,678	06	16,39,54,578	93			16,39,54,578	93

* Loans at serial Nos. 1 to 18 are guaranteed by Government under Section 163 of the Govt. of India Act 1935. (Section 110 F of the B.M.C. Act.).

† Debentures for Rs. 4 lacs held by the Public were repaid on 1st April 1935 under the option reserved in the Debentures.

No. 29.
SCHEMES.

Municipality, the interest outstanding on 1st April 1969, on the different Loans, the amount Balances outstanding on 31st March 1970.

Amount repaid in 1969-70.		Balance due on 31st March 1970.		Interest outstanding on 1st April 1969.		Interest payable in 1969-70.		Total interest due.		Deduct interest paid during the year.		Outstanding balance on 31st March 1970.	
Rs.	Pas.	Rs.	Pa.	Rs.	Pa.	Rs.	Pa.	Rs.	Pa.	Rs.	Pa.	Rs.	Pa.
12,12,057	02	1,63,89,021	91			5,83,931	82	5,83,931	82	5,84,050	98	††	119 16
—	—	45,00,000	00			2,02,500	00	2,02,500	00	2,02,500	00		—
—	—	1,72,00,000	00			7,74,000	00	7,74,000	00	7,74,000	00		—
—	—	—	—			—	—	—	—	—	—		—
—	—	59,00,000	00			4,00,500	00	4,00,500	00	4,00,500	00		—
—	—	—	—			—	—	—	—	—	—		—
—	—	1,00,00,000	00			4,50,000	00	4,50,000	00	4,50,000	00		—
—	—	—	—			—	—	—	—	—	—		—
—	—	70,00,000	00			3,15,000	00	3,15,000	00	3,15,000	00		—
12,12,057	02	6,39,89,021	91			27,25,931	82	27,25,931	82	27,26,050	98		119 16
—	—	—	—			3,938	96	—	—	3,938	96		3,938 56
—	—	† 10,000	00			709	03	—	—	709	03		709 03
—	—	† 6,500	00			1,824	09	—	—	1,824	09		1,824 09
—	—	† 11,500	00			2,835	61	—	—	2,835	61		2,835 61
5,000	00	† 36,000	00			17,729	92	—	—	17,729	92		17,608 92
10,500	00	6,000	00			2,512	52	—	—	2,512	52		1,939 69
3,500	00	11,500	00			3,494	73	—	—	3,494	73		2,857 22
7,500	00	18,500	00			8,269	83	—	—	8,269	83		40 79
5,000	00	61,500	00			21,402	48	—	—	21,402	48		6,710 67
34,99,000	00	—	—			28,880	00	2,40,557	00	2,69,437	00		21,219 64
—	—	49,95,000	00			14,100	00	2,82,761	00	2,96,861	00		3 73
—	—	25,00,000	00			2,917	54	1,00,000	00	1,02,917	54		460 00
—	—	18,00,000	00			5,603	69	72,000	00	77,603	69		35,564 24
—	—	50,00,000	00			10,266	13	2,00,000	00	2,10,266	13		340 00
—	—	25,00,000	00			—	—	1,00,000	00	1,00,000	00		41,822 23
—	—	—	—			9	35	—	—	9	35		2,970 87
—	—	66,00,000	00			—	—	3,96,000	00	3,96,000	00		6,297 36
—	—	25,00,000	00			5,410	00	1,80,000	00	1,05,410	00		11,536 13
—	—	19,28,000	00			—	—	77,120	00	77,120	00		—
—	—	27,38,500	00			—	—	1,16,387	00	1,16,387	00		0 76*
—	—	59,00,000	00			—	—	2,00,000	00	2,00,000	00		—
—	—	70,00,000	00			—	—	2,97,500	00	2,97,500	00		—
—	—	50,00,000	00			—	—	2,12,500	00	2,12,500	00		—
—	—	1,00,00,000	00			—	—	4,50,000	00	4,50,000	00		—
—	—	50,00,000	00			—	—	2,37,500	00	2,37,500	00		—
—	—	1,00,00,000	00			—	—	6,00,000	00	6,00,000	00		—
—	—	50,00,000	00			—	—	3,00,000	00	3,00,000	00		—
—	—	50,00,000	00			—	—	3,00,000	00	3,00,000	00		—
—	—	75,00,000	00			—	—	4,50,000	00	4,50,000	00		—
—	—	—	—			—	—	75,000	00	75,000	00		—
35,30,500	00	9,02,3,000	00			1,29,503	83	48,07,325	00	49,37,228	88		—
97,42,557	02	15,42,12,621	91			† 1,21,933	33	75,33,256	82	76,63,160	70		—
										46,98,959	59		—
										74,25,010	57		—
													†† 8 58 57 62
													* 1,52,252 51

Amount of loans outstanding on 1st April 1963.	Amount of debentures held by Govt. on 1st April 1963.	Amount of debentures re-purchased during 1965-64.	Amount of debentures held by Govt. on 31st March 1964.	Amount of debentures held by the Corporation on 31st March 1964.
Rs.	Rs.	Rs.	Rs.	Rs.
(a) 45,00,000				45,00,000
(b) 1,72,00,000				1,72,00,000
(c) 87,00,000				89,00,000
(d) 1,80,00,000				1,00,00,000
(e) 70,00,000				70,00,000
Total	4,60,00,000			4,76,00,000

* To be treated as savings.
 † This is the total figure of Renewed Grants under Srs. 'A', 'B' & 'C'.
 †† This is the total figure of Outstanding balance required for renewal under Srs. 'A', 'A1' & Srs. 'B' for the next year. (1970-71).
 ‡ Debentures in respect of these Loans have remained unpaid owing to their not having been surrendered for repayment up to 31st March 1970. The Debentures do not carry interest from and after the due dates of repayment and will be paid when surrendered for repayment by the holders, out of the Sinking Fund Investments.
 ††† Short provision of Rs. 119.16 and Rs. 0.00 in the interest grant have been met from the balance available at Sr. No. 30.

APPENDIX
SLUM CLEARANCE
(A—CITY AND

Statement showing outstanding Loans of the Slum clearance Scheme (A-City & amount payable for the year 1969-70, the amounts paid during

Serial No.	Particulars of Loans	Date of Issue	Rate of interest per Annum	Balance due on 1st April 1969	Amount raised in 1969-70
(1)	(2)	(3)	(4)	(5)	(6)
	A.—City			Rs. P.	Rs.
	LOANS RAISED FROM GOVT. PROGRAMME NO. 1				
1	Rs. 9,50,997 Loan (1957-58) ...	28-3-1958	4½%	9,50,997 00	...
2	Rs. 6,12,000 Loan (1958-59) ...	29-3-1959	Do.	6,12,000 00	...
3	Rs. 2,73,003 Loan (1959-60) ...	4-8-1959	Do.	2,73,003 00	...
4	Rs. 1,85,000 Loan (1960-61) ...	28-3-1961	Do.	1,85,000 00	...
5	Rs. 5,04,000 Loan (1961-62) ...	28-3-1962	Do.	4,63,000 00	...
6	Rs. 2,64,529 Loan (1962-63) ...	13-3-1963	5½%	2,64,529 00	...
7	Rs. 2,50,971 Loan (1963-64) ...	27-3-1964	Do.	2,50,971 00	...
8	Rs. 47,250 Loan (1964-65) ...	27-1-1965	Do.	47,250 00	...
9	Rs. 2,20,355 Loan (1964-65) ...	13-3-1965	Do.	2,20,355 00	...
10	Rs. 50,504 Loan (1965-66) ...	31-8-1965	5½%	50,504 00	...
11	Rs. 73 Loan (1965-66) ...	16-2-1966	Do.	73 00	...
12	Rs. 568 Loan (1968-69) @ ...	30-8-1968	Do.	568 00	...
	Total 1st Programme			33,23,250 00	...
	LOANS RAISED FROM GOVT. PROGRAMME NO. 2				
13	Rs. 94,500 Loan (1961-62) ...	23-3-1962	4½%	94,500 00	...
	Total 2nd Programme			94,500 00	...
	LOANS RAISED FROM GOVT. PROGRAMME NO. 3				
14	Rs. 9,00,000 Loan (1960-61) ...	28-3-1961	4½%	8,36,888 73	...
15	Rs. 62,037 Loan (1962-63) ...	13-3-1963	5½%	58,167 77	...
16	Rs. 9,963 Loan (1963-64) ...	27-3-1964	Do.	9,341 66	...
	Total 3rd programme			9,04,397 56	...
	LOANS RAISED FROM GOVT. PROGRAMME No. 4				
17	Rs. 3,69,600 Loan (1963-64) ...	27-3-1964	5½%	3,69,600 00	...
18	Rs. 1,84,800 Loan (1964-65) ...	27-1-1965	Do.	1,84,800 00	...
	Total 4th programme			5,54,400 00	...
	LOANS RAISED FROM GOVT. PROGRAMME NO. 6				
19	Rs. 1,53,900 Loan (1966-67) @ ...	20-3-1967	5½%	1,53,900 00	...
20	Rs. 17,100 Loan (1967-68) @ ...	1-3-1968	Do.	17,100 00	...
21	Rs. 57,000 Loan (1968-69) @ ...	12-12-1968	Do.	57,000 00	...
	Total 6th programme			2,28,000 00	...
	LOANS RAISED FROM GOVT. PROGRAMME No. 9				
22	Rs. 6,10,818 Loan (1966-67) @ ...	30-3-1967	5½%	6,10,818 00	...
23	Rs. 5,73,838 Loan (1967-68) @ ...	1-3-1968	Do.	5,73,838 00	...
24	Rs. 7,28,110 Loan (1968-69) @ ...	12-12-1968	Do.	7,28,110 00	...
25	R. 1,00,518 Loan (1968-69) @ ...	31-3-1969	Do.	1,00,518 00	...
26	Rs. 1,04,516 Loan (1969-70) ...	17-3-7019	5½%	...	1,04,516 00
	Total 9th programme			20,13,284 00	1,04,516 00
	LOANS RAISED FROM GOVT. PROGRAMME NO. 10				
27	Rs. 1,62,343 from (1966-67) @ ...	30-3-1967	5½%	1,62,343 00	...
28	Rs. 3,254 Loan (1967-68) @ ...	1-3-1968	Do.	3,254 00	...
29	Rs. 58,984 Loan (1968-69) @ ...	12-12-1969	Do.	58,984 00	...
	Total 10th programme			2,24,581 00	...
	LOANS RAISED FROM GOVERNMENT PROGRAMME NO. 11				
30	Rs. 69,426 Loan (1968-69) @ ...	31-3-1969	5½%	69,426 00	...
31	Rs. 75,936 Loan (1969-70) ...	17-3-1970	5½%	...	75,936 00
	Total 11th Programme			69,426 00	75,936 00
	Total Loan from Govt.			74,11,838 56	1,80,452 00
	LOANS FROM PUBLIC				
30	Rs. 10 Lakhs Loan 1956-57 ...	29-3-1957	4%	10,00,000 00	...
31	Rs. 20 Lakhs Loan 1957-58 ...	15-3-1958	4½%	20,00,000 00	...
32	Rs. 10 Lakhs Loan 1958-59 ...	30-3-1959	4%	10,00,000 00	...
33	Rs. 25 Lakhs Loan 1959-60 ...	15-2-1960	4%	25,00,000 00	...
34	Rs. 50 Lakhs Loan 1961-62 ...	1-2-1962	4½%	50,00,000 00	...
35	Rs. 30 Lakhs Loan 1964-65 ...	25-3-1965	4½%	30,00,000 00	...
36	Rs. 50 Lakhs Loan 1966-67 ...	1-3-1967	6%	50,00,000 00	...
	Total Loans from Public			1,95,00,000 00	...
	Grand Total			2,69,11,838 56	1,80,452 00

@ The amount of interest which will accrued on this Loan from the day on which it will be drawn to the date on which the repayment of total Loan sanctioned commences will be payable along with the first repayment instalment of the total loan sanctioned.

No. 29A

SCHEME (ACCOUNT)

R—SUBURBS)

B-Suburbs) Budget B, the interest outstanding on 1st April 1969, on the different loans, the the year and the balances outstanding on 31st March 1970.

Total		Amount repaid in 1969-70		Balance due on 31st March 1970		Interest out standing on 1st April 1969		Interest payable in 1969-70		Total interest due		Deduct interest paid during the year		Outstanding balance on 31st March 1970	
(7)		(8)		(9)		(10)		(11)		(12)		(13)		(14)	
Rs.	P.	Rs.	P.	Rs.	P.	Rs.	P.	Rs.	P.	Rs.	P.	Rs.	P.	Rs.	P.
9,50,997	00	9,50,997	00	42,795	00	42,795	00	42,794	86	0	14*
6,12,000	00	6,12,000	00	27,540	00	27,540	00	27,540	00
2,73,003	00	2,73,003	00	12,286	00	12,286	00	12,285	13	0	87*
1,85,000	00	1,85,000	00	8,325	00	8,325	00	8,325	00
4,68,000	00	4,68,000	00	22,680	00	22,680	00	21,060	00	1,620	00
2,64,529	00	2,64,529	00	13,888	00	13,888	00	13,887	77	0	23*
2,50,971	00	2,50,971	00	13,176	00	13,176	00	13,175	98	0	02*
47,250	00	47,250	00	2,481	00	2,481	00	2,480	62	0	36*
2,20,355	00	2,20,355	00	11,569	00	11,569	00	11,568	64	0	02*
50,504	00	50,504	00	2,904	00	2,904	00	2,903	98	0	80*
73	00	73	00	5	00	5	00	4	20
568	00	568	00
33,23,250	00	33,23,250	00	1,57,649	00	1,57,649	00	1,56,026	18	1,622	82**
94,500	00	94,500	00	4,253	00	4,253	00	4,252	50	0	50*
94,500	00	94,500	00	4,253	00	4,253	00	4,252	50	0	50*
8,36,888	13	17,592	03	8,19,296	10	37,659	97	37,659	97	37,659	97
5,167	77	1,097	51	57,070	26	3,544	24	3,544	24	3,053	81
9,341	66	176	24	9,165	42	490	44
9,04,397	58	18,865	78	8,85,531	72	41,204	21	41,204	21	41,204	22
3,69,600	00	3,69,600	00	19,404	00	19,404	00	19,404	00
1,84,800	00	1,84,800	00	9,702	00	9,702	00	9,702	00
5,54,400	00	5,54,400	00	29,106	00	29,106	00	29,106	00
1,53,900	00	1,53,900	00	8,850	00	8,850	00	8,850	00*
17,100	00	17,100	00	984	00	984	00	984	00
57,000	00	57,000	00
2,28,000	00	2,28,000	00	9,834	00	9,834	00	9,834	00*
6,10,818	00	6,10,818	00	35,123	00	35,123	00	35,123	00*
5,73,838	00	5,73,838	00	32,996	00	32,996	00	32,996	00*
7,28,110	00	7,28,110	00
1,00,518	00	1,00,518	00
1,04,516	00	1,04,516	00
21,17,800	00	21,17,800	00	68,119	00	68,119	00	68,119	00*
1,62,343	00	1,62,343	00	9,335	00	9,335	00	9,335	00*
3,254	00	3,254	00	188	00	188	00	188	00
58,984	00	58,984	00
2,24,581	00	2,24,581	00	9,523	00	9,523	00	9,523	00*
69,426	00	69,426	00	80,520	00	80,520	00	80,520	00*
75,936	00	75,936	00	38,999	79	38,999	79	38,999	79
1,45,362	00	1,45,362	00	1,19,519	79	1,19,519	79	1,19,519	79*
75,92,290	56	18,865	78	75,73,424	78	4,39,208	00	4,39,208	00	2,30,588	90	2,08,619	10*
10,00,000	00	10,00,000	00	40,000	00	40,000	00	40,000	00
20,00,000	00	20,00,000	00	85,000	00	85,000	00	85,000	00
10,00,000	00	10,00,000	00	40,000	00	40,000	00	40,000	00
25,00,000	00	25,00,000	00	1,00,000	00	1,00,000	00	1,00,000	00
50,00,000	00	50,00,000	00	2,12,500	00	2,12,500	00	2,12,500	00
30,00,000	00	30,00,000	00	1,42,500	00	1,42,500	00	1,42,500	00
50,00,000	00	50,00,000	00	3,00,000	00	3,00,000	00	3,00,000	00
1,95,00,000	00	1,95,00,000	00	9,20,000	00	9,20,000	00	9,20,000	00
2,70,92,290	56	18,865	78	2,70,73,424	78	13,59,208	00	13,59,208	00	11,50,588	90	2,08,619	10

* To be treated as savings.

z The Loan outstanding as on 31-3-1970 is shown Rs. 2,71,09,424.78 in appendix No. 25A, as an amount of Rs. 36,000 received has been refunded to the Government by debiting the amount to Sundry advances as certain tenements constructed under Slum Clearance Scheme were allotted to postal Department at the instance of the Government.

APPENDIX
SLUM CLEARANCE

(A—CITY AND

Statement showing outstanding Loans of the Slum clearance Scheme (A—City & amount payable for the year 1969-70 the amounts paid during

Serial No.	Particulars of Loans	Date of Issue	Rate of interest per Annum	Balance due on 1st April 1969	Amount raised in 1969-70
(1)	(2)	(3)	(4)	(5)	(6)
	B.—Suburbs and Extended Suburbs.			Rs.	Rs.
	LOANS RAISED FROM GOVT. PROGRAMME NO. 2				
1	Rs. 3,07,000 Loan (1959-60)	4-8-1959	4½%	3,07,000.00	...
2	Rs. 5,84,000 Loan (1960-61)	28-3-1961	4½%	5,84,000.00	...
3	Rs. 3,54,375 Loan (1962-63)	13-3-1963	5½%	3,54,375.00	...
4	Rs. 1,67,625 Loan (1963-64)	27-3-1964	Do.	1,67,625.00	...
5	Rs. 2,43,364 Loan (1964-65)	13-3-1965	Do.	2,43,364.00	...
6	Rs. 11,599 Loan (1966-67)	1-12-1966	5½%	11,599.00	...
	Total 2nd Programme			16,67,963.00	...
	LOANS RAISED FROM GOVT. PROGRAMME NO. 3				
7	Rs. 1,62,000 Loan (1960-61)	28-3-1961	4½%	1,50,639.60	...
8	Rs. 9,72,000 Loan (1962-62)	28-3-1962	Do.	9,03,837.38	...
9	Rs. 1,00,182 Loan (1962-63)	3-3-1963	5½%	1,01,264.16	...
10	Rs. 7,818 Loan 1963-64	27-3-1964	Do.
	Total 3rd Programme			11,55,741.14	...
	LOANS RAISED FROM GOVT. PROGRAMME NO. 4				
11	Rs. 4,65,300 Loan (1963-64)	27-3-1964	5½%	4,65,300.00	...
12	Rs. 1,08,900 Loan (1964-65)	27-1-1965	Do.	1,08,900.00	...
13	Rs. 4,75,911 Loan (1964-65)	13-3-1965	Do.	4,75,911.00	...
14	Rs. 1,31,267 Loan (1965-66)	31-8-1965	5½%	1,31,267.00	...
15	Rs. 1,57,357 Loan (1965-66)	16-2-1966	5½%	1,53,917.00	...
16	Rs. 1,07,739 Loan (1965-66)	12-3-1966	5½%	1,07,739.00	...
17	Rs. 1,06,343 Loan (1966-67)	1-12-1966	5½%	1,06,343.00	...
18	Rs. 1,28,866 Loan (1966-67)	30-3-1967	5½%	1,28,866.00	...
19	Rs. 66,705 Loan (1967-68)	23-2-1968	5½%	66,705.00	...
20	Rs. 12,159 Loan (1967-68)	1-3-1968	5½%	12,159.00	...
21	Rs. 22,388 Loan (1968-69)	12-12-1968	53/4%	22,388.00	...
22	Rs. 3,519 Loan (1968-69)	31-3-1969	53/4%	3,519.00	...
23	Rs. 61,000 Loan (1969-70)
	Total 4th Programme			17,83,014.00	...
	Total Loans from Govt.			46,06,719.14	...
	LOAN FROM PUBLIC				
24	Rs. 50 Lakhs Loan 1962-63	25-3-1963	4½%	50,00,000.00	...
25	Rs. 50 Lakhs Loan 1966-67	31-3-1967	6%	50,00,000.00	...
26	Rs. 50 Lacs Loan (1967-68)	30-3-1968	6%	50,00,000.00	...
27	Rs. 25 Lakhs Loan (1968-69)	29-3-1969	6%	25,00,000.00	...
28	Rs. 10 Lakhs Loan (1969-70)
	Total Loan from Public			1,75,00,000.00	...
	Grand Total			2,21,6,718.14	...

No. 29A—concl'd.
SCHEME (ACCOUNT)

B—SUBURBS)

B-Suburbs) Budget B, the interest outstanding on 1st April 1969, on the different loans, the the year and the balances outstanding on 31st March 1970.

Total	Amount repaid in 1969-70	Balance due on 31st March 1970	Interest outstanding on 1st April 1969	Interest payable in 1969-70	Total interest due	Deduct interest paid during the year	Outstanding balance on 31st March 1970
(7)	(8)	(9)	(10)	(11)	(12)	(13)	(14)
Rs.	Rs.	Rs.	Rs.	Rs.	Rs.	Rs.	Rs.
3,07,000.00	...	3,07,000.00	...	13,815.00	13,815.00	13,815.00	...
5,84,000.00	...	5,84,000.00	...	26,280.00	26,280.00	26,280.00	...
3,54,375.00	...	3,54,375.00	...	18,605.00	18,605.00	18,604.69	0.31*
1,67,625.00	...	1,67,625.00	...	8,801.00	8,801.00	8,800.31	0.69*
2,43,364.00	...	2,43,364.00	...	12,777.00	12,777.00	12,776.61	0.39*
11,599.00	...	11,599.00	...	667.00	667.00	...	667.00*
16,67,963.00	...	16,67,963.00	...	80,945.00	80,945.00	80,276.61	* 668.39
1,50,639.60	3,166.64	1,47,472.96	...	47,451.46	47,451.46	6,778.78	...
9,03,837.38	18,999.90	8,84,837.48	40,672.68	...
1,01,264.16	1,910.63	99,353.53	...	5,316.37	5,316.67	4,931.52 384.85	...
11,55,741.14	24,077.17	11,31,663.97	...	52,767.83	52,767.83	52,767.83	...
4,65,300.00	...	4,65,300.00	...	24,429.00	24,429.00	24,428.25	0.75*
1,08,900.00	...	1,08,900.00	...	5,718.00	5,718.00	5,717.25	0.75*
4,75,911.00	...	4,75,911.00	...	24,986.00	24,986.00	24,985.33	0.67*
1,31,267.00	...	1,31,267.00	...	7,548.00	7,548.00	7,547.85	0.15*
1,53,917.00	...	1,53,917.00	...	8,851.00	8,851.00	8,850.23	0.77*
1,07,739.00	...	1,07,739.00	...	6,195.00	6,195.00	6,194.99	0.01*
1,06,343.00	...	1,06,343.00	...	6,115.00	6,115.00	...	6,115.00*
1,28,866.00	...	1,28,866.00	...	7,410.00	7,410.00	...	7,410.00*
66,705.00	...	66,705.00	...	3,836.00	3,836.00	...	3,836.00*
12,159.00	...	12,159.00	...	7,00.00	700.00	...	700.00*
22,388.00	...	22,388.00	...	2,940.00	2,940.00	...	2,940.00*
3,519.00	...	3,519.00
...	1,829.17	1,829.17	...	1,829.00
17,83,014.00	...	17,83,014.00	...	1,00,557.17	1,00,557.17	77,723.90	22,833.27*
46,05,718.14	24,077.17	45,82,640.97	...	2,34,270.00	2,34,270.00	2,10,768.34	* 23,501.66
50,00,000.00	...	50,00,000.00	...	2,25,000.00	2,25,000.00	2,25,000.00	...
50,00,000.00	...	50,00,000.00	...	3,00,000.00	3,00,000.00	3,00,000.00	...
50,00,000.00	...	50,00,000.00	...	3,00,000.00	3,00,000.00	3,00,000.00	...
25,00,000.00	...	25,00,000.00	...	1,50,000.00	1,50,000.00	1,50,000.00*	...
...	30,000.00	30,000.00	...	30,000.00
1,75,00,000.00	...	1,75,00,000.00	...	10,05,000.00	10,05,000.00	9,75,000.00	30,000.00*
2,21,06,718.14	24,077.17	2,20,82,640.97	...	12,39,270.00	12,39,270.00	11,85,768.34	*53,501.66

* To be treated at savings.

**APPENDIX No. 31
EDUCATION FUND**

Revenue Account for the year ended 31st March 1970.

Particulars	Total		Particulars	Total	
	Rs.	P.		Rs.	P.
To Revenue Expenditure	8,19,56,351	69	By Revenue Receipts	8,35,22,533	63
To Balance being surplus for the year	15,66,181	94			
Total	8,35,22,533	63	Total	8,35,22,533	63
To Revenue Expenditure to be incurred in 1970-71 and provided for as Renewed Grants	35,29,047	00	By Surplus Revenue Fund as at 1st April 1969	82,97,529	66
To Balance being Surplus Revenue Fund as at 31st March 1970	1,00,43,634	60	.. Revenue of previous years reserved for the year 1969-70...	37,08,970	00
Total	1,35,72,681	60	.. Surplus for the year	15,66,181	94
			Total	1,35,72,681	60

APPENDIX No. 34

EDUCATION FUND

Revenue Account Balance Sheet as at 31st March 1970.

Liabilities.		Assets						
	Rs.	P.	Rs.	P.	Rs.	P.		
Debts.			Cash at Bank	28,02,796	55			
			Cash in Office	1,58,296	99			
			Education Loan Interest					
			Warrants Payable					
			Account.	1,966	12			
						29,63,059	66	
			Advances—Recoverable					
Due on cheques payable	6,32,965	76	Municipal Officers	3,40,207	72			
			Sundries—Miscellaneous advances.	9,26,022	53			
						12,66,230	25	
Due on outstanding charges for 1969-70 and previous year	35,29,047	00	Plant and Machinery		88			
			Add—Expenditure during the year					
			Less—Depreciation		88			
Due on outstanding charges on account of Interest accrued but not paid	9,81,846	46	Deposits in Public Securities with State Bank of India	39,400	00			
			In Office	1,200	00			
						40,600	00	
Deposits in Cash and Public Securities from Contractors and private parties	32,92,412	07	Municipal Contribution Receivable:—					
			From Budget 'A' Div. I	8,29,517	10			
			From Budget 'A' Div. II	2,82,292	13			
			From Budget 'A' Div. III	1,30,869	03			
						12,42,678	26	
			Investments—					
			Endowment Fund					
Endowment Fund	4,25,909	23	With State Bank of India & in Office					
			In securities	4,19,893	04			
			In cash	16	19			
			In Fixed Deposit	6,000	00			
						4,25,909	23	
Surplus Revenue Fund	1,00,43,634	60	Surplus Fund—					
			In securities *	94,965	37			
			In Fixed Deposit	1,21,50,000	00			
			In Call. Deposit	7,00,000	00			
			In Current Account					
			Deposit	22,372	35			
						1,29,67,337	72	
Total	1,89,05,815	12	Total			1,89,05,815	12	

* Details of Securities held in Surplus Fund—

	Face value		Cost	
	Rs.	P.	Rs.	P.
3½% Bombay Municipal Debentures 1947	500		437	50
3% Conversion Loan 1946	1,400		1,127	87
6% B. M. D. 1968-69	93,400		93,400	00
	95,300		94,965	37

APPENDIX No. 35
EDUCATION FUND

Capital Fund Balance Sheet as at 31st March 1970.

Liabilities	Rs.	P.	Assets	Rs.	P.
Loans Outstanding—			Block Account—		
Due to Public—	7,68,93,500	00	Loan Funds—		
			Property and Assets at original cost	8,49,53,157	67
Trust Fund—					
			Trust Fund—		
			Expenditure upto 31-3-1970 ...	2,08,755	42
			Investment—		
			Sinking Fund—	*3,34,54,277	22
Surplus—			Loan Fund—		
Sinking Fund ...	3,34,54,277	22	In Fixed Deposit ...	8,50,000	00
Loan Redemption Fund ...	79,56,500	00	In Call Deposit	
Contribution from Trust Fund ...	2,08,755	42	In Cash ...	46,842	33
Contribution from Government ...	10,00,000	00			
Grand Total ...	11,95,13,032	64	Grand Total...	11,95,13,032	64

Statement showing Capital Expenditure upto 31st March 1970 :—

Education Fund.

Loan Funds.	Total Capital Expenditure upto 31st March, 1969.	Expenditure during 1969-70 out of Loan Funds.	Capital Expenditure upto 31st March 1970.
	Rs.	Rs.	Rs.
City Section ...	4,73,11,127	31,50,894	5,04,62,021
Suburban Section ...	2,19,31,492	19,34,659	2,38,66,151
Extended Suburban Section ...	95,25,672	8,54,819	1,03,80,491
Discount and other charges ...	2,44,495	...	2,44,495
	7,90,12,786	59,40,372	8,49,53,158
Trust Fund ...	2,08,755	...	2,08,755
Grand Total ...	7,92,21,541	59,40,372	8,51,61,913

* Face and Market values of Securities held in the Sinking Fund, was Rs. 3,35,12,100 and Rs. 3,32,05,101.50 respectively, Municipal Debentures being valued at par.

APPENDIX No. 37

EDUCATION FUND

Statement showing outstanding loans due by the Municipality, the interest outstanding on 1st April 1969 on the different Loans, the amount payable for the year 1969-70, the amount paid by the State Bank of India, and in Office during that year and the balances outstanding on 31st March 1970.

Particulars of Loans.	Rate of Interest.	Balance due. on 1-4-69	Amount raised in 1969-70.	Total.	Amount repaid in 1969-70.	Balance due on 31st March 1970.	Interest outstanding on 1-4-1969.	Interest payable in 1969-70.	Total Interest due.	Deduct Interest paid by the State Bank of India and in Office.	Outstanding balance March 1970.
(1)	(2)	(3)	(4)	(5)	(6)	(7)	(8)	(9)	(10)	(11)	(12)
Loans raised from the Public											
		Rs.		Rs.		Rs.	Rs. P.	Rs. P.	Rs. P.	Rs. P.	Rs. P.
(1) The 15 Lakhs Education Loan of 1954-55 ...	4 per cent.	3,500	...	3,500	...	3,500	924.00	...	924.00	...	924.00
(2) The 20 lakhs Education Loan of 1955-56 ...	4 per cent.	57,000	...	57,000	17,000	40,000	6,550.00	...	6,550.00	680.00	5,870.00
(3) The 35 lakhs Education Loan of 1957-58 ...	4½ per cent.	35,00,000	...	35,00,000	35,00,000	1,48,750.00	1,48,750.00	1,48,750.00	...
(4) The 30 lakhs Education Loan of 1958-59 ...	4½ per cent.	30,00,000	...	30,00,000	...	30,00,000	12,951.90	1,27,500.00	1,40,451.90	1,17,774.03	22,677.87
(5) The 50 Lakhs Education Loan of 1959-60 ...	4 per cent.	50,00,000	...	50,00,000	...	50,00,000	...	2,00,000.00	2,00,000.00	2,00,000.00	...
(6) The Rs. 38.5 Lakhs Education Loan of 1960-61 ...	4½ per cent.	38,50,000	...	38,50,000	...	38,50,000	2,125.00	1,63,625.00	1,65,750.00	1,59,375.00	6,375.00
(7) The Rs. 10 Lakhs Education Loan of 1960-61 ...	4½ per cent.	10,00,000	...	10,00,000	...	10,00,000	...	42,500.00	42,500.00	42,500.00	...
(8) The Rs. 55 Lakhs Education Loan of 1961-62 ...	4½ per cent.	55,00,000	...	55,00,000	...	55,00,000	...	2,33,750.00	2,33,750.00	2,33,750.00	...
(9) The Rs. 10 Lakhs Education Loan of 1961-62 ...	4½ per cent.	10,00,000	...	10,00,000	...	10,00,000	...	42,500.00	42,500.00	42,500.00	...
(10) The Rs. 75 Lakhs Education Loan of 1962-63 ...	4½ per cent.	75,00,000	...	75,00,000	...	75,00,000	3,443.72	3,56,250.00	3,59,693.72	3,55,941.29	3,752.43
(11) The Rs. 25 Lakhs Education Loan of 1962-63 ...	4½ per cent.	25,00,000	...	25,00,000	...	25,00,000	...	1,12,500.00	1,12,500.00	1,12,500.00	...
(12) The 137.5 Lakhs Education Loan 1963-64 ...	4½ per cent.	1,37,50,000	...	1,37,50,000	...	1,37,50,000	14,095.65	6,53,125.00	6,67,220.65	6,66,888.15	332.50
(13) The 12.5 Lakhs Education loan 1963-64 ...	4½ per cent.	12,50,000	...	12,50,000	...	12,50,000	...	59,375.00	59,375.00	59,375.00	...
(14) The 125 Lakhs Education Loan 1964-65 ...	5 per cent.	1,25,00,000	...	1,25,00,000	...	1,25,00,000	...	6,25,000.00	6,25,000.00	6,25,000.00	...
(15) The Rs. 50 Lakhs Education Loan 1965-66 ...	5½ per cent.	50,00,000	...	50,00,000	...	50,00,000	...	2,87,500.00	2,87,500.00	2,87,500.00	...
(16) The Rs. 25 Lakhs Education Loan 1966-67 ...	5½ per cent.	25,00,000	...	25,00,000	...	25,00,000	...	1,43,750.00	1,43,750.00	1,43,750.00	...
(17) The Rs. 25 Lakhs Education Loan 1966-67 ...	6 per cent.	25,00,000	...	25,00,000	...	25,00,000	...	1,50,000.00	1,50,000.00	1,50,000.00	...
(18) The Rs. 25 Lakhs Education Loan 1967-68 ...	6 per cent.	25,00,000	...	25,00,000	...	25,00,000	...	1,50,000.00	1,50,000.00	1,50,000.00	...
(19) The Rs. 27.5 Lakhs Education Loan 1968-69 ...	6 Per cent.	27,50,000	...	27,50,000	...	27,50,000	...	1,65,000.00	1,65,000.00	1,50,000.00	15,000.00
(20) The Rs. 20 Lakhs Education Loan 1968-69 ...	6 per cent.	20,00,000	...	20,00,000	...	20,00,000	...	70,333.33	70,333.33	70,333.33	...
(21) The Rs. 27.5 lakhs Education Loan 1969-70 ...	6 per cent.	...	27,50,000	27,50,000	...	27,50,000
Loan from Public.		7,76,60,500	27,50,000	8,04,10,500	35,17,000	7,68,93,500	40,090.27	37,31,458.33	37,71,548.60	37,16,616.80	54,931.80

APPENDIX No. 40

EDUCATION FUND

Statement showing the amounts of Receipts and Expenditure respectively credited and debited to the Education Fund during the year 1969-70 and the balance at the credit of the Fund at the close of the year 1969-70 (i.e., 31st March 1970).

	Rs.	P.
RECEIPTS—A.—REVENUE ACCOUNT		
(1) Fees and Fines from Municipal Schools
(1A) Education Cess	1,51,28,258	28
(2) Contribution towards Primary Education from Municipal Corporation under Section 126C(e) of the Bombay Municipal Corporation Act—		
(i) From Budget 'A' Div. I	2,08,25,700	00
(ii) From Budget 'A' Div. II	71,47,350	00
(iii) From Budget 'A' Div. III	24,73,000	00
(2A) Special Contribution from—		
(i) From Budget 'A' Division I	3,00,00,000	00
(ii) Budget 'A' Div. II
(iii) Budget 'A' Div. III
(3) Contribution from Government under Clause 2(e) of Schedule BBA of the Bombay Municipal Corporation Act	73,61,391	72
(4) Interest on Endowment and Investments	9,260	82
(5) Rent and other proceeds of properties	1,20,396	89
(6) Interest and Profits on Investments of Surplus, Loan and other balances	2,74,497	27
(7) Miscellaneous Receipts	1,82,678	65
Total—Revenue Receipts	8,35,22,533	63
RECEIPTS—B.—CAPITAL ACCOUNT		
(1) New Loan	27,50,000	00
(2) Trust Fund
Total—Capital Receipts	27,50,000	00
RECEIPTS—C.—SUSPENSE ACCOUNT		
Advances—Municipal Officers—		
(a) Standing Advances for Contingent Expenditure	4,312	00
(b) Motor Cars and Motor Cycles to Officers	29,929	00
(c) Dishonoured Cheques	1,45,570	75
(d) Loan scholarships to Municipal Teachers Under Training	45,900	17
(e) Advances for meeting the cost of repairs to private buildings housing municipal schools under Section 489/499 recoverable from the landlords.
Advance for purchase of Plant and Machinery	...	88
Sundries—Miscellaneous Advances	4,72,967	19
State Bank of India and other Local Banks Paper and Cash Account—including Paper Deposits in Office Custody—		
Sinking Fund (Paper and Cash) Account	41,17,040	81
Endowment Fund (Paper and Cash) Account	14,594	48
Loan Fund (Paper and Cash) Account	50,000	00
Surplus Fund (Paper and Cash) Account	73,74,953	65
Sundry Deposits (Paper and Cash) Account	1,06,51,900	00
Deposit Account	29,38,598	09
Provident Fund Recoveries	81,92,106	75
Provident Fund Investments	25,94,109	89
Cash Bills Outstanding
Cheques Payable	8,72,88,462	76
Wages Deposit Account
Municipal Contribution Receivable	33,71,137	18
Endowment Fund Account	50	00
Sinking Fund Account—Education	61,27,240	32
Education Loan Interest Warrants Payable Account	20,35,293	14
Interest Receivable Account
Interest accrued but not paid	833	34
Investment of Surplus Monies in Public Securities
Advances from Surplus Monies for financing Capital Expenditure pending raising of Loan
Loan Redemption Fund Account	35,17,000	00
Total—Suspense Receipts	13,89,72,000	40

APPENDIX No. 40—(Contd.)

	Rs.	P.
EXPENDITURE—A. REVENUE ACCOUNT		
A.—General Supervision and Administration	16,27,906	18
B.—Municipal Primary Schools	6,29,33,018	60
C.—Private Primary Schools	14,11,891	67
D.—Medical Inspection of School Children	8,26,522	72
E.—Enforcement of Compulsion
F.—Educational Activities	7,97,847	85
G.—Pension and Provident Fund	55,46,200	00
H.—Dearness Allowance
I.—New Works	2,73,872	70
J.—Debt Charges	82,46,363	44
K.—Training Facilities for Municipal Teachers	21,029	59
L.—Proportionate Cost of Collection of Education Cess	1,87,740	00
M.—Extra-Curricular Activities	83,958	94
Total—Revenue Expenditure	8,19,56,351	69
EXPENDITURE—B.—CAPITAL ACCOUNT		
(1) Loan Funds—	59,40,371	35
(2) Trust Fund
Total—Capital Expenditure	59,40,371	35
EXPENDITURE—C.—SUSPENSE ACCOUNT		
Advances—Municipal Officers—		
(a) Standing Advances for Contingent expenditure	7,088	83
(b) Motor Cars and Motor Cycles to Officers	18,780	00
(c) Dishonoured Cheques	1,46,843	75
(d) Loan Scholarship to Municipal Teachers under Training	166	47
(e) Advance for meeting the cost of repairs to private buildings housing Municipal Schools under Section 489/499 recoverable from the landlords.	46,512	98
Advance for purchase of Plant and Machinery
Sundries—Miscellaneous Advances	5,60,521	36
State Bank of India and other Local Banks Paper and Cash Account—including paper Deposits in Office Custody—		
Sinking Fund (Paper and Cash) Account	66,99,800	00
Endowment Fund (Paper and Cash) Account	14,000	00
Loan Fund (Paper and Cash) Account	9,628	65
Surplus Fund (Paper and Cash) Account	49,64,155	72
Sundry Deposits (Paper and Cash) Account	1,87,50,000	00
Deposit Account	26,71,436	62
Provident Fund Payments	81,92,106	75
Provident Fund Investments	25,94,109	89
Cash Bills Outstanding
Cheques Payable	8,71,46,785	36
Wages Deposit Account
Municipal Contribution Receivable	12,42,332	66
Municipal Contribution Payable (Refundable)	1,32,364	99
Endowment Fund Account	644	48
Sinking Fund Account Education	35,44,481	13
Education Loan Interest Warrants—Payable Account	20,36,186	64
Interest Accrued but not paid	61,979	17
Interest Receivable Account
Investment of Surplus Monies in Public Securities
Advances from Surplus Monies for financing Capital Expenditure pending raising of Loan
Repayment of Loan Account	35,17,000	00
Total—Suspense Expenditure	14,23,56,925	45

APPENDIX No. 40—(Concl.)

SUMMARY

Receipts.			Disbursements.	
Rs.	P.		Rs.	P.
79,71,408	00	Balance on 1st April 1969—		
8,35,22,533	63	A.—Revenue Account	8,19,56,351	69
27,50,000	00	B.—Capital Account	59,40,371	35
13,89,72,000	40	C.—Suspense Account	14,23,56,925	45
22,52,44,534	03	*Balance on 31st March 1970	23,02,53,648	49
			29,62,293	54
23,32,15,942	03	Total	23,32,15,942	03
Bank's Reconciliation—			Rs.	P.
*Balance as per Bank's Pass Book			33,67,774	92
Add—Revenue sent to the Bank on 31st March 1970 but acknowledged on 1st April 1970.			3,68,792	25
Less—Uncashed cheques			37,36,567	17
			9,33,770	62
Balance as per Day Book (Col. No. 10)			28,02,796	55
		Rs.	P.	
Balance in Office in Government Promissory Notes etc.		1,200	00	
Balance in Office in Cash		2,938	05	
Collection kept in office		1,55,358	94	1,59,496 99
				29,62,293 54

ASSESSMENT AND COLLECTION

Property taxes constitute the main source of revenue to the Corporation, and even though there was no change in the rates of taxes, the increase in demand over that of the last year was about Rs. 2 Crores and 65 Lakhs. Similarly, there was an increase of about Rs. 24 lakhs in the demand for wheel tax also.

Collection of property taxes rose from Rs. 25,89,78,219 to Rs. 27,36,96,574 meaning thereby that during the year under report Rs. 1,47,18,355 were collected more than the amount of taxes collected last year. The percentage of collection to the effective demand, so far as City is concerned was 88.15 whereas the same in respect of Suburbs and Extd. Suburbs was 64.55 and 58.70 respectively.

All out efforts were made during the year under report to resort to all possible actions for recovery as provided in the B. M. C. Act, tightening the measures already adopted and introducing suitable procedural and other changes. Perhaps a more satisfactory picture would have emerged, but for the "Work to Rule" followed by 'The Mass Privilege Leave' action adopted by the Executive Staff of this Deptt. in February last.

The practice of door to door recovery by the Ward Inspectors has since been discontinued, and therefore it has become necessary to step up the enforcement drive. As the ratepayers are not acclimatised to the new system it may take some time to judge the results of the new system. However various controls have been introduced to ensure speedy recovery of taxes.

While enforcing the recovery of taxes the Deptt. has to face unavoidable difficulties especially when injunctions from Court are brought by the parties restraining the Deptt. from proceeding with the action of attachment and sale of properties.

Percentage of collection in Suburbs and Extd. Suburbs is comparatively low because of some special circumstances. Firstly the incidence of taxation is more than that of the defunct local bodies and the ratepayers in Suburbs are therefore reluctant to pay taxes at higher rates. Secondly, the development in the areas is taking place at a very rapid rate and the building activity has therefore received a great spurt, thereby putting a great strain on the collection machinery. Recovery of taxes in respect of unauthorised hutments which have sprung up in a very large number has been posing a serious problem because of legal difficulties involved in it. One more reason for mounting up of arrears in the Suburbs is because of the appeals in the High Court filed by ratepayers against the levy of Halalkhor Tax in respect of properties equipped with septic tanks. Even though the High Court has recently upheld the Corporation's right to levy Halalkhor Tax in such cases, further appeals have since been filed by the ratepayers before the Division Bench of the High Court.

As regards water charges, percentage of collection in City is 86.22 whereas that in Suburbs and Extd. Suburbs is 62.38 and 62.22 respectively. Still Rs. 1,95,43,546 are required to be collected. Large number of D. C. Os. are pending execution in Suburbs and W. O. Meters has been requested to get them expedited with a view to liquidate outstanding water charges. Some Councillors desired that action of disconnecting water supply may not be resorted to even if the landlords do not pay the water charges to the Corporation after they recover the same from the tenants because the tenants are thereby put to hardship and are made to pay twice to avoid disconnection of water supply. They therefore desire that the water charges be recovered by levy of distress alongwith the property taxes. This issue was raised several times in the past also, and after thorough discussion it was decided not to shut off water supply unless in exceptional cases only where water is charged for on value basis. Though there is no legal hitch in recovering the water charges by execution of distress warrants it is impracticable to do so from the Administrative point as action of executing distress warrants is not as simple as it appears to be and there are many difficulties in the way. Moreover if the action of disconnecting water supply is stopped because of few cases wherein the landlords cheat the tenants the arrears on account of water charges would mount up considerably and it would be difficult for the department to resist it.

The rateable value of Railway properties was showing a downward trend on the basis of the financial statements submitted by both the Railways. They, however, continued to pay the taxes upto 31st March 1964 on the basis of the agreed rateable value, but stopped making payment for further period on the plea that they have made overpayment. This position was not agreeable to this Corporation and after protracted correspondence the Railways have come out with a new formula (*viz.* Contractor's test) for fixation of rateable value of Railway properties, which is applicable to other Government properties. The details regarding the area of land and cost of construction of the structures are being compiled by the Railways. They have in the meantime made an *ad-hoc* payment of Rs. 8 lacs during the year under report.

The assessment of the Bombay Port Trust properties for the quinquennium 1964-69 is in progress.

Shri Pestonji P. Kapadia, F.R.I.B.A. (Lond.), B.A., B.E. (Civil), M.I. Struct. E. (Lond.), M.I.E. (India), J.P. has given his Awards for Government properties in Greater Bombay for the quinquennium 1964-69. He has been appointed for a further period of five years ending 31st March 1974 to fix the rateable value of building and lands in Greater Bombay vesting in the State and the Central Governments.

With regard to the Central Government properties covered by Article 285(1) of the Constitution the Government of India, Ministry of Finance (Department of Co-ordination by letter No. 4(7)-P/65, dated 29th March 1967 have fixed the procedure for arriving at the quantum of service charges payable to local bodies, depending on the local services availed of by the Central Government. The Central Government have decided to pay these service charges from 1st April 1954. The decision was communicated to this Corporation in June 1967 and thereafter the claims on account of these service charges were worked out and sent to different Central Government Departments for payment in October 1967. An amount of Rs. 16,94,169.06 on account of these claims has been recovered during the year 1967-70. The claims relate to the last fifteen years *i.e.* from 1st April 1954. The different Central Government Departments could not, therefore, make payment before 31st March 1970 for want of sanction of competent authorities.

With regard to Central Government properties covered by Article 285(2) of the Constitution, the Central Government have directed the departments in Bombay not to pay the sum in lieu of General Tax from 1st April 1966 onwards at a rate higher than that was prevailing prior to 1st April 1937. Some of the Central Government Departments have, therefore, stopped payment of the claims from 1st April 1966. The matter has been taken up with the Central Government through the State Government.

D. B. ANGADI,
Assessor & Collector

Municipal Property tax, State Education Cess, Wheel Tax, Water charges by meter measurement and Theatre Tax.

(City Suburbs and Extended Suburbs).

The rates of Property taxes and Wheel Tax continued to be the same as in the preceding year.

The rates of Water by Meter measurement varied from Rs. 1.70 to Rs. 10/- per 10,000 litres.

Properties.		City	Suburbs	Extended Suburbs	Total
No. of properties as on 31-3-1970	...	84,087	75,328	40,444	1,99,859
No. of properties exempted from General Tax during the year 1969-70	...	3,497	1,861	764	6,122
No. of properties newly assessed during the year 1969-70	...	2,474	2,446	1,491	6,411
No. of properties enlarged during the year 1969-70	...	681	1,212	1,091	2,984
No. of properties demolished during the year 1969-70	...	963	304	28	1,295

Rateable Value as on 31-3-1970 and Rate of Rateable Value per head of population.

		City	Suburbs	Extended Suburbs	Total
Rateable Value	...	46,20,11,753	18,65,45,100	7,97,32,991	72,82,89,844
Population 1969 (Mid year estimate)	...	36,94,000	13,82,000	4,58,000	55,34,000
Rate per head of population	...	125.07	134.98	174.09	131.60

Complaints Disposed of during 1969-70.

		Number	Percentage of reduction in rateable value
City	...	3,196	3.72
Suburbs	...	3,247	13.40
Extended Suburbs	...	3,027	11.68
Total	...	9,470	5.83

Appeals against rateable value during 1969-70 :-

There were 116, 107, 332 appeals against rateable value during the year under report in the City, Suburbs and Extended Suburbs respectively out of which 104,76 and 366 remained pending at the close of the year.

Bill issued during the year 1969-70.

	CITY		SUBURBS		EXTENDED SUBURBS		TOTAL	
	Past and Previous Years	Current Year	Past and Previous Years	Current Year	Past and Previous Years	Current Year	Past and Previous Years	Current Year
Property Taxes...	6,571	1,43,161	6,393	1,50,688	2,250	80,627	15,214	3,74,476
Water charges by meter measurement	9,105	38,324	22,224	67,616	8,001	21,518	39,330	1,27,458
Meter Hire	...	8,279	2,574	11,731	205	2,948	2,779	22,958
Wheel Tax	50,423	2,94,391	14,926	70,164	2,664	13,272	68,013	3,77,827
Total	66,099	4,84,155	46,117	3,00,199	13,120	1,18,365	1,25,336	9,02,719

	Nature of tax	Year	Total net demand	Collection	Percentage	Out standing	Percentage
			Rs.	Rs.		Rs.	
City	... Property Taxes	67-68	20,88,80,929	16,34,18,541	78.28	4,54,52,388	21.72
Suburbs.	11,45,52,309	5,81,31,137	50.75	5,64,21,172	49.25
Extd. Subs.	3,24,00,172	1,50,44,567	46.50	1,73,55,605	53.50
City	68-69	22,07,13,768	17,76,30,153	80.48	4,30,83,615	19.52
Suburbs	11,55,54,623	6,05,35,674	52.32	5,51,18,954	47.68
Extd. Subs.	4,14,09,712	2,08,12,392	50.26	2,05,97,320	49.74
City	69-70	22,77,07,493	18,19,83,427	79.92	4,57,24,041	20.08
Suburbs.	12,87,50,299	6,88,48,194	53.47	5,99,02,105	46.53
Extd. Subs.	4,78,84,653	2,28,64,953	47.75	2,50,19,700	52.25
City	... Wheel Tax	67-68	2,07,55,228	79,58,746	38.34	1,27,96,482	61.66
Suburbs	57,92,297	11,87,655	20.51	46,04,642	79.49
Extd. Subs.	9,56,814	2,36,305	24.70	7,20,509	75.30
City	68-69	2,18,67,036	86,12,105	39.38	1,32,54,931	60.62
Suburbs	57,62,636	17,70,565	30.72	39,92,071	69.28
Extd. Subs.	11,22,686	3,81,807	35.95	7,40,879	63.05
City	69-70	2,34,42,664	84,77,823	36.17	1,49,61,241	63.83
Suburbs	64,57,211	15,48,503	24.00	49,03,708	76.00
Extd. Subs.	12,66,160	3,52,123	27.81	9,14,037	72.19

Miscellaneous Receipts:—

	1968-69	1969-70
	Rs.	Rs.
City ...	2,30,764.09	4,28,701.54
Suburbs ...	1,48,556.97	1,62,555.50
Extd. Suburbs	63,879.33	68,892.00
Total ...	4,43,140.39	6,60,149.04

Meter Hire Receipts:—

City ...	4,89,902.52	4,14,041.90
Suburbs ...	2,96,029.14	3,38,649.13
Extd. Suburbs ...	87,374.55	78,709.93
Total ...	8,73,306.31	8,31,400.96

Exemption from General Tax:—

City ...	90,88,298.63	96,01,402.71
Suburbs ...	41,86,162.09	20,18,795.76
Extd. Suburbs ...	5,60,590.78	16,09,945.30
Total ...	1,38,35,051.50	1,32,30,143.77

Total Demand, Collection and Outstanding of Municipal Property Taxes during the year 1969-70

(The amounts of 50 paise and above are taken as full rupee and below 50 paise are omitted).

Period.	Outstanding on 1-4-1969.	Amount of bills issued including the demand for contribution from Government and B.P.T.	Gross Demand.	Amount of bills recalled.	Net demand.	Less provisional demand. (Details shown) under the head provisional demand)	Effective Demand.	Collection during 1969-70.	Outstanding on 31-3-1970.	Percentage of collection to effective Demand	Percentage of outstanding to net D-mand.
	Rs.	Rs.	Rs.	Rs.	Rs.	Rs.	Rs.	Rs.	Rs.		
CITY											
Upto 1967-68 ...	1,57,59,638	63,84,087	2,21,42,725	12,89,853	2,08,52,872	1,05,72,362	1,02,89,510	...	49.33
1968-69 ...	2,37,59,325	67,21,212	3,04,80,537	40,20,779	2,64,59,758	2,05,26,169	59,33,589	...	22.05
1969-70	15,13,09,727	15,13,09,727	1,36,55,778	13,76,53,949	11,40,35,417	2,36,18,532	...	17.15
Total ...	3,95,17,963	16,44,15,026	20,39,30,989	1,89,66,410	18,49,66,579	2,28,38,421	16,21,28,158	14,51,33,948	3,98,32,631	88.15	21.54
								Less in deposit ...	— 4,99,177		
									3,93,33,454		
SUBURBS.											
Upto 1967-68 ...	2,67,65,125	31,49,987	2,99,15,112	13,70,052	2,85,45,060	96,99,170	1,88,45,890	...	66.03
1968-69 ...	1,96,75,546	26,58,467	2,23,34,019	29,62,638	1,93,71,375	1,09,23,504	84,47,871	...	43.60
1969-70	5,71,88,501	5,71,88,501	92,22,983	5,19,65,518	3,02,17,391	2,17,48,127	...	43.78
Total ...	4,64,40,671	6,29,96,955	10,94,37,626	95,55,673	9,98,81,953	2,11,21,401	7,87,60,552	5,08,40,065	4,90,41,888	64.55	49.11
								Less in deposit ...	— 8,56,888		
									4,81,85,000		
EXTENDED SUBURBS.											
Upto 1967-68 ...	1,04,86,079	4,13,088	1,08,99,167	3,87,073	1,05,12,094	30,51,405	74,60,689	...	70.98
1968-69 ...	87,57,740	14,01,437	1,01,59,177	11,86,048	89,73,129	44,98,585	44,74,544	...	49.86
1969-70	2,32,79,314	2,32,79,314	22,70,430	2,10,08,884	1,07,16,336	1,02,72,548	...	49.00
Total ...	1,92,43,819	2,50,93,839	4,43,37,658	38,43,551	4,04,94,107	93,78,869	3,11,15,238	1,82,66,326	2,22,27,781	58.70	54.88
								Less in deposit ...	— 1,81,000		
									2,20,46,781		

Total Demand, Collection and Outstanding of Water by meter measurement during the year 1969-70.

(The amounts of 50 paise and above are taken as full rupee and below 50 paise are omitted).

Period.	Outstanding on 1-4-1969.	Amount of bills issued including the demand for contribution from Government and B. P. T.	Gross Demand.	Amount of bills recalled.	Net demand.	Collection during 1969-70.	Outstanding on 31-3-70.	Percentage of outstanding to net Demand.
	Rs.	Rs.	Rs.	Rs.	Rs.	Rs.	Rs.	
CITY.								
Upto 1967-68 ...	17,42,150	3,66,059	21,08,209	1,03,331	20,04,878	9,47,044	10,57,834	52.72
1968-69 ...	19,74,177	18,14,789	37,88,966	1,10,294	36,78,672	31,39,638	5,39,034	14.66
1969-70	3,72,72,573	3,72,72,573	2,15,204	3,70,57,369	3,27,62,827	42,94,542	11.59
Total ...	37,16,327	3,94,53,421	4,31,69,748	4,28,829	4,27,40,919	3,68,49,509	58,91,410	13.78
SUBURBS.								
Upto 1967-68 ...	36,83,597	9,83,149	46,66,746	1,99,259	44,67,487	22,39,513	22,27,974	49.86
1968-69 ...	36,19,481	23,94,153	60,13,634	2,46,321	57,67,313	41,41,591	16,25,722	28.88
1969-70	1,89,77,508	1,89,77,508	3,43,962	1,86,33,546	1,16,27,025	70,06,521	37.61
Total ...	73,03,078	2,23,54,810	2,96,57,888	7,89,542	2,88,68,346	1,80,08,129	1,08,60,217	37.62
EXTENDED SUBURBS.								
Upto 1967-68 ...	4,64,560	47,866	5,12,426	22,691	4,89,735	2,04,975	2,84,760	58.15
1968-69 ...	9,40,384	8,07,260	17,47,644	33,321	17,14,323	14,07,423	3,06,900	17.89
1969-70	51,95,044	51,95,044	8,556	51,86,488	29,86,229	22,00,259	42.42
Total ...	14,04,944	60,50,170	74,55,114	64,568	73,90,546	45,98,627	27,91,919	37.78

**Total Demand, collection and Outstanding of:—
The Urban Immoveable Property Tax.**

(The amounts of 50 Paise and above are taken as full rupee and below 50 paise are omitted)

Period	Outstanding as on 1-4-69.	Amount of bills issued during 1969-70.	Gross Demand.	Bills recalled.	Net Demand.	Collection during 1969-70.	Outstanding as on 31-3-70.	Percentage of outstanding to net demand.
	Rs.	Rs.	Rs.	Rs.	Rs.	Rs.	Rs.	
City Upto 1972-63 ...	8,42,313	16,539	8,58,852	19,636	8,39,216	51,387	7,87,829	93.88
Suburbs —do— ...	4,97,508	27,128	5,24,636	2,630	5,22,006	69,066	4,52,940	86.76
Extended Suburbs —do— ...	3,29,634	210	3,29,844	300	3,29,544	38,708	2,50,836	88.24
Total : ...	16,69,455	43,877	17,13,332	22,566	16,90,766	1,59,161	15,11,605	90.59

The State Education cess :

Period	Outstanding as on 1-4-69.	Amount of bills issued during 1969-70.	Gross Demand.	Amount of Bills recalled.	Net Demand.	Collection during 1969-70.	Outstanding as on 31-3-70.	Percentage of outstanding to net demand.
	Rs.	Rs.	Rs.	Rs.	Rs.	Rs.	Rs.	
City—								
Upto 1967-68 ...	12,48,002	2,11,888	14,62,890	1,65,398	12,97,492	5,09,587	7,87,505	60.70
1968-69 ...	18,67,240	4,94,125	23,61,365	4,22,484	19,38,881	13,64,332	5,74,549	29.61
1969-70	1,12,10,897	1,12,10,897	10,67,233	1,01,43,664	81,73,711	19,69,953	19.41
Total ...	31,15,242	1,19,19,910	1,50,35,152	16,55,115	1,33,80,037	1,00,46,630	33,32,007	25.20
Suburbs—								
Upto 1967-68 ...	16,97,111	58,715	17,55,826	85,957	16,69,829	5,05,063	11,64,766	69.76
1968-69 ...	16,30,550	1,91,067	18,21,617	2,39,056	15,82,561	7,95,734	7,86,827	49.72
1969-70	46,53,434	46,53,434	4,31,639	42,21,795	23,53,852	18,67,943	44.23
Total ...	33,27,661	49,03,216	82,30,877	7,56,692	74,74,185	36,54,649	38,19,536	51.10
Extended Suburbs—								
Upto 1967-68 ...	6,85,365	36,373	7,21,738	47,854	6,73,884	1,59,439	5,14,445	76.70
1968-69 ...	7,44,581	86,447	8,31,028	1,01,580	7,29,448	3,56,611	3,72,837	51.11
1969-70	19,71,532	19,71,532	1,98,118	17,72,914	9,62,693	8,10,221	45.72
Total ...	14,29,946	20,94,352	35,24,298	3,48,052	31,76,246	14,78,743	16,97,503	53.43

Total Demand, Collection and Outstanding of Wheel Tax during the year 1969-70.

(The amounts of 50 paise and above are taken as full rupee and below 50 paise are omitted.)

CITY

Period	Outstanding on 1-4-1969,	Amount of bills issued including the demand for contribution from Government and B. P. T.,	Gross Demand	Amount of bills recalled,	Net Demand,	Less provisional demand. (Details shown under the head provisional demand).	Effective demand.	Collection during 1969-70.	Outstanding as on 31-3-1970.	Percentage of collection to effective demand.	Percentage of outstanding to net demand.
(1)	(2)	(3)	(4)	(5)	(6)	(7)	(8)	(9)	(10)	(11)	(12)
	Rs.	Rs.	Rs.	Rs.	Rs.	Rs.	Rs.	Rs.	Rs.		
Upto 1967-68	...	98,79,625	7,36,917	1,06,16,542	15,06,944	91,09,598	...	10,02,884	81,06,714	...	88.99
1968-69	...	33,83,490	8,93,691	42,77,181	4,75,205	38,01,976	...	13,94,202	24,07,774	...	63.07
1969-70	1,07,96,499	1,07,96,499	2,66,009	1,05,30,490	...	60,80,737	44,49,753	...	42.26
Total	...	1,32,63,115	1,24,27,107	2,56,90,222	22,48,158	2,34,42,064	79,28,459	1,55,02,565	84,77,823	54.68	63.63

SUBURBS

Upto 1967-68	...	32,01,109	2,26,331	34,27,440	3,16,919	31,10,521	...	2,91,054	28,19,467	...	90.93
1968-69	...	9,96,494	2,57,060	12,53,554	1,24,821	11,28,733	...	3,58,650	7,70,083	...	68.29
1969-70	23,02,800	23,02,800	84,843	22,17,957	...	8,58,759	13,19,158	...	59.48
Total	...	41,97,603	27,86,191	69,83,794	5,26,583	64,57,211	21,00,000	43,57,211	15,48,503	35.53	76.00

EXTENDED SUBURBS

Upto 1967-68	...	5,35,677	48,162	5,83,839	56,058	5,27,781	...	59,766	4,68,015	...	88.67
1968-69	...	2,24,596	44,841	2,69,437	35,441	2,33,996	...	72,700	1,61,296	...	68.92
1969-70	5,28,975	5,28,975	24,592	5,04,383	...	2,19,657	2,84,726	...	56.45
Total	...	7,60,273	6,21,978	13,82,251	1,16,091	12,66,160	3,55,000	9,11,160	3,52,123	38.64	72.19

Break up of arrears as on 31-3-70.

	CITY		SUBURBS		EXTENDED SUBURBS	
	Effective Demand.	Provisional Demand.	Effective Demand.	Provisional Demand.	Effective Demand.	Provisional Demand.
(1) Government and Dy. Custodian of Evacuee properties.	21,97,692	...	1,35,608	...	5,246	...
(2) Railways	...	4,99,468
(3) Bombay Port Trust	1,80,337
(4) B.M.C. (Impt.) and Other Municipal Department.	24,98,148
(5) Court Receiver, Official Assignee etc.	...	20,94,926	5,16,864	...	4,59,642	...
(6) Suits Filed Injunctions and appeals against rateable values.	...	38,58,242	...	22,78,062	...	21,70,042
(7) Properties under attachment	52,66,643	...	1,31,64,503	...	20,33,942	...
(8) Complaints against rateable values	...	8,89,147	...	76,63,546	...	34,71,000
(9) Amounts involved in respect of unauthorised structures.	10,27,988	...	33,00,645	...	19,14,877	...
(10) Amounts due from B. E. S. T. Undertaking.	1,70,479
(11) Instalments allowed	6,53,697
(12) Disputed property taxes	...	73,38,230	...	28,08,708	...	5,59,037
(13) Disputes regarding wheel tax	...	79,38,499	...	21,00,000	...	3,55,000
(14) Bills issued at the fag end of the year	...	81,58,408	...	91,73,440	...	30,76,715
(15) Arrears of taxes carried forward from the records of the defunct local bodies.	1,97,645	...	1,02,075
(16) Monthly tenancy structures	7,24,237	...	6,48,845	...	26,03,781	...
(17) Amounts held in deposits	4,99,177	...	8,56,888	...	1,81,000	...
(18) Other rate payers						
(a) Property taxes	96,67,222	...	1,91,57,351	...	84,42,343	...
(b) Wheel tax	70,25,742	...	28,08,708	...	5,59,037	...
	2,99,11,362	3,07,76,920	4,05,89,412	2,42,21,401	1,61,99,868	97,33,869
	6,06,88,282		6,48,10,813		2,59,33,737	

- (1) Payment was not received from the various Government departments before 31st March 1970. The dispute regarding payment of General Tax is still under correspondence with the Government departments. The Dy. Custodian of evacuee properties pays as and when funds permit.
- (2) The Railways have made 'on account' payment of Rs. 8 lacs during 1969-70. The question of appointment of an Arbitrator to fix the amount payable by the Railways for the quinquennium 1954-59, 1959-64 and 1964-69 is under consideration of Central Government.
- (3) The payment was not received before 31st March 1970.
- (4) The amount awaits adjustment.
- (5) The payments are made when funds are available.
- (6) The matter is pending before the Court.
- (7) The Legal Assistant of this department has been directed to take further action with regard to the sale of attached properties.
- (8) The payments can be demanded after disposal of complaints against rateable values.
- (9) There are various difficulties for effecting recovery of taxes from occupants of the unauthorised structures, however efforts are being made to recover maximum amount possible.
- (10) The matter is under correspondence.
- (12) The matter is under correspondence.
- (13) The matter is under correspondence.
- (14) The matter is under correspondence.
- (15) Most of the properties no longer exist nor the owners are traceable.
- (16) There are various difficulties for effecting recovery of taxes in respect of monthly tenancy structures.
- (17) Amounts awaits adjustments.

Cinema Theatres :-

	Class I	Class II	Total
City ...	44	18	62
Suburbs ...	16	4	20
Extended Suburbs ...	8	4	12
Total ...	68	26	94

Collection of Theatre Tax :-

	1968-69	1969-70
City ...	7,47,013.80	7,34,167.87
Suburbs ...	2,18,666.20	2,39,859.00
Extended Suburbs ...	1,08,325.40	1,38,482.00
Total ...	10,74,005.40	11,12,508.87

Tax Collected on Race Horses :-

	1968-69	1969-70
No. of horses taxed ...	2,883	2,463
Tax collected ...	7,697	8,167.53

APPENDIX 'A'

Classification of properties according to Rateable Values.

Rateable Value	Number of Properties		
	City	Suburbs	Extended Suburbs
Below Rs. 200 ...	28,710	19,324	12,066
Between Rs. 201 and 300 ...	2,666	8,676	4,816
Between Rs. 301 and 400 ...	2,667	6,731	4,156
Between Rs. 401 and 500 ...	2,510	5,941	2,738
Between Rs. 501 and 750 ...	3,958	5,960	3,884
Between Rs. 751 and 1,000 ...	3,346	4,948	2,569
Between Rs. 1,001 and 1,500 ...	4,248	5,556	3,083
Between Rs. 1,501 and 2,000 ...	3,520	4,335	2,216
Between Rs. 2,001 and 5,000 ...	9,789	4,279	2,970
Between Rs. 5,001 and 10,000 ...	6,841	4,497	904
Between Rs. 10,001 and 20,000 ...	3,997	2,835	381
Between Rs. 20,001 and 30,000 ...	1,340	1,152	163
Between Rs. 30,001 and 40,000 ...	689	557	170
Between Rs. 40,001 and 50,000 ...	480	329	109
Between Rs. 50,001 and 1,00,000 ...	711	174	129
Between Rs. 1,00,000 and 1,50,000 ...	262	40	15
Between Rs. 1,50,001 and 2,00,000 ...	148	4	1
Between Rs. 2,00,001 and 2,50,000 ...	95	3	44
Between Rs. 2,50,001 and 3,00,000 ...	80	2	2
Between Rs. 3,00,001 and 3,50,000 ...	56	2	2
Rs. 3,50,001 and above ...	85	3	...
TOTAL ...	76,198	75,328	40,444

APPENDIX 'B'

Vehicles and Animals taxed during the year 1969-70.

Vehicles or Animals	Number
Motor lorries	15,511
Motor cars (including 8,714 taxis)	67,942
Trolleys	21
Trailors	214
Cranes	9
Motor cycles with side-cars (including 22 Auto Rickshwas)	1,369
Motor cycles (Solo)	10,834
Four-wheeled vehicles drawn by animals	234
Two-wheeled vehicles drawn by animals	552
Handcarts	16,133
Horses	31
Ponies	28
Bullocks	411
TOTAL	1,13,289

APPENDIX 'C'

Vehicles and animals taxed under the Public Conveyance Act, during the year 1969-70.

Hack Victoria (including 2 horses for each)	456
Labour carts (with pair of bullocks for each)	583
Hand-carts	2,928
TOTAL	3,967

OCTROI DEPARTMENT

During the year 1969-70 Shri R. A. Sakhardānde Dy. Assessor & Collector (Octroi) was in charge of the Department upto 12th August 1969 whereafter Shri D. B. Angadi continued to be in charge throughout the year. There were no occasions on which the provisions of the Bombay Municipal Servants Act 1890 had to be brought in effect. There were also no Awards of any Adjudication.

Rates of Octroi.—From 1st April 1969 the rate of Octroi in respect of goods falling under 6 items of Octroi Schedule 'H' viz., 34, Crockery; 35 Glass and Glassware; 50 Machinery etc.; 51(b) Bicycles etc.; 54 Dyes, Tans etc.; and 58 Chinaware etc., was increased from 1% to 2% ad valorem and that in respect of item 16, Chandeliers etc., was reduced from 3% to 2% ad valorem. Rates of Octroi in respect of other items continued to be same as in the year 1968-69.

Income.—Comparative figures of Gross Collection, refunds and net revenue for the year 1968-69 and 1969-70 are as under:—

Item	1968-69	1969-70	Increase over last year
	Rs.	Rs.	Rs.
(1) Gross Collection	11,62,77,300	14,25,11,135	+ 2,62,33,835
(2) Refund	1,58,31,128	1,84,83,318	+ 26,52,190
(3) Net Revenue	10,04,46,172	12,40,27,817	+ 2,35,81,645
(4) Fees for stamping	1,17,567	1,05,541	— 12,026
(5) Fees in respect of refunds	13,37,319	8,41,946	— 4,95,373
(6) Departmental collection	5,48,09,716	7,48,24,462	+ 2,00,14,746

Details of packages stamped with Municipal Marks

Item	1968-69	1969-70	Increase or Decrease
	Rs.	Rs.	Rs.
(i) Sugar & Gur	6,52,868	5,84,939	— 67,929
(ii) Tea	80,018	73,119	— 6,899
(iii) Edibles	3,85,319	3,34,053	— 51,266
(iv) Ghee & Vegetable products	4,410	7,875	+ 3,465
(v) Wines & Spirits	2,191	2,556	+ 365
(vi) Paper Bales	46,082	49,254	+ 3,172
(vii) Plywood crates	2,863	3,416	+ 553
(viii) Mollases	1,914	177	— 1,737
(ix) Miscellaneous	...	15	+ 15
	11,75,665	10,55,404	—1,20,261

77501 claims for refund of Octroi on exported goods were received during the year as against 66,291 received in the previous year.

ELECTION DEPARTMENT

Due to the death on 20th November 1969 of Shri Jivraj Bhanji Shah elected Municipal Councillor from Ward No. 22 Mandvi a casual vacancy of a Councillor had occurred. It was decided to hold Election for this Bye-Election on 17th April 1970 and if contested to hold the Poll on 8th May 1970. A lot of preliminary work for this Bye-Election was completed upto the end of the year i.e. 31st March 1970.

D. B. ANGADI,
Dy. Assessor & Collection (Octroi).

WATER SUPPLY PROJECTS DEPARTMENT

This Department was under the overall supervision of the Hydraulic Engineer, Shri, L.G. Dhayagude, P.E. (Civil), A.M.I.E. (India).

The activities of this Department are grouped under the following heads :—

- I.—Vaitarna-cum-Tansa Scheme.
- II.—Master Plan for the Distribution of Water Supply to Greater Bombay.
- III.—Dahisar River Project.
- IV.—Upper Vaitarna Scheme.
- V.—Bhatsai River Project ('S' Scheme).
- VI.—Ulhas River Scheme.
- VII.—Mechanical and Electrical Works.
- VIII.—Miscellaneous Works, such as Replacement and Enlargement of Trunk Mains, etc.

PART—I

VAITARNA-CUM-TANSA SCHEME

All the Works were completed long back. Correspondence for transfer of Government lands was in progress.

PART—II

MASTER PLAN FOR THE DISTRIBUTION OF WATER SUPPLY TO GREATER BOMBAY

(a) Raoli Hill Reservoir

Due to shortage of cement the work already awarded could not be proceeded with for about two years. As the contractors, M/s. Tolani Brothers, showed unwillingness to do the work due to increase in labour and material cost, contract was terminated. Fresh tenders were invited and the work was awarded to M/s. Killick Akerkar Ltd. vide S.C.R. No. 373 dated 22-11-67 at a cost of Rs. 24,23,400. The work was started on 3-1-68, and work costing about Rs. 4,26,895/- was completed by 31-3-69. As a deep fissure was observed in the foundation of the second compartment, further work was suspended and the problem was referred to the Consulting Engineer, Shri Detye. On his advice exploratory holes were taken and analysis of samples were done. The exploratory boring work was awarded to M/s. Sree Srinath Construction Engineering & Trading Co. vide SCR/3620 dated 26-2-69 at a cost of Rs. 22,312.50. The contractors started the work on 21-3-69 and completed on 3-7-69 at a cost of Rs. 18,668.32. The laboratory investigations of soil and rock samples collected from Raoli Hill Reservoir were entrusted to M/s. Radio Foundation Engineering Ltd., and Hazrat & Co. at a cost of Rs. 3,025.00. They completed investigations and submitted the report. Final report and recommendations from the consulting engineer were awaited.

(b) Pali Hill Reservoir

(1) The reservoir was completed in 1967-68.

(2) The construction of staff quarters was awarded to M/s. Vinay Construction Co. under SCR/3315 dated 31-1-68 at a cost of Rs. 3,65,219.93. They started the work on 1-3-68 and completed it on 29-3-69 at a cost of Rs. 2,89,244.00. The quarters were handed over to H.E.'s department in April, 1969.

(c) Powai Hill Reservoir (High Level)

The construction of Powai High Level Reservoir was awarded to M/s. Chaturbhuj Liladhar & Co. vide SCR/2630 of 20-12-61 for a total cost of Rs. 22,11,274/-. The contractors carried out only Rs. 15,50,000.00 worth work. The work was at standstill from 7-1-69. As the contractors showed inability to carry out the work, the contract was terminated and fresh tenders were to be invited.

An electric supply station, erected in 1965-66, at the reservoir site was maintained during the year.

(d) Powai Low Level Reservoir

Under SCR/3540 dated 21-2-68, the contract with M/s. Tolani Brothers, was terminated and remaining work was awarded to M/s. Kusumkant & Co. at a total cost of Rs. 10,42,117.65. The contractors started the work on 25-3-68 and completed it on 16-2-70 at a cost of Rs. 9,94,423.17.

(e) Trombay Hill Reservoir : (Miscellaneous works at Trombay).

The construction of approach road, steps, passages, etc. was entrusted to M/s. Royal Asphalt Construction Co. at a cost of Rs. 2,83,933.65 vide SCR/1271, dated 14-8-68. It was started on 12-6-68 and the contractors stopped the work after completing about 25% of the work. It was decided to terminate the contract and get the remaining work done by inviting fresh tenders.

(f) Ghatkopar Hill Reservoir. (Miscellaneous works)

The work was entrusted to M/s. Dhirubhai Construction Co. at a total cost of Rs. 1,78,145.63 vide S.C.R. No. 1564 of 10-9-69. Work costing about Rs. 28,700.00 was completed.

(g) Bhandup Hill Reservoir

(1) Under S.C.R. Nos. 4161 of 18-3-64 and 3391 of 9-2-66 the work was awarded to M/s. Chattarsingh Motisingh & Co. at a cost of Rs. 22,45,708.50. The work was in progress and the contractors had carried out Rs. 17,92,716/- worth work.

(2) The construction of staff quarters was awarded to M/s. Vikram construction Co. vide SCR/768 of 25-6-69, at a cost of Rs. 4,03,843.65. They started the work on 6-12-69 and carried out work costing Rs. 15,592/-.

(h) Fabrication of steel pipes and specials and Transport**(1) Fabrication of steel pipe and specials :—**

The fabricating and supplying pipes and specials required for the third stage of the Master plan was stopped from 11-2-68 due to financial difficulties of M/s. Structural Engineering Works Ltd. The contract was terminated and the work was entrusted to M/s. Richardson & Cruddas Ltd. vide S.C.R. /1633 & 2934 of 18-9-68 and 8-1-69 respectively at a cost of Rs. 9,76,246.95. They carried out work costing Rs. 5,30,222.49.

(2) Transport of Materials from the premises of M/s. S.E.W. Ltd. at Mulund

Municipal M. S. Plates, Channels, etc. costing about Rs. 8 crores were stacked in the Mulund premises of M/s. S.E.W. Ltd., contractors for fabrication of pipes, specials, etc. for Master plan and Upper Vaitarna Works. The firm went into liquidation and the possession of the municipal materials was taken by Court Receiver. After protracted negotiations and Court Orders most of these materials were released by him. The work of transporting these materials was awarded to i) M/s. J. D. Shah, (ii) M/s. Mangatram Bros., (iii) Messrs. Baxisingh & Co., & (iv) Messrs. Shori Automobiles, vide S.C.R. No. 2015 of 28-10-68 at a cost of Rs. 19,98,687.90. The work was started on 29-10-69 and approx. 45,000 M. Tonnes of materials were transported.

(i) Filtration of water Supply**(1) Construction of 20 M.G.D. Water Treatment Plant for Vihar Waters**

The work was awarded to Messrs. Vinay Construction Co. vide S.C.R. No. 910 of 6-7-66. The work was started on 20-12-66 and the contractors completed work of about Rs. 11,46,860.00 upto 31-3-70 as against the contract of Rs. 13,84,215/- Further work was stopped by the contractors due to financial difficulties and the contract was proposed to be terminated.

(2) Pilot Filtration Plant at Vaitarna

The studies on Pilot Filter Plant at Vaitarna were continued in collaboration with The Central Public Health Engineering Research Institute. All the units were in operation and some modifications in the units were made as per suggestions made by the Central Public Health Engineering Research Institute, at their cost.

The work was mainly being concentrated on the studies on up-flow filters and an additional tube of about 100 mm. in dia. was attached to the up-flow filter for conducting various studies on different depths and types of filter media. This was being done as per the suggestions made by Dr. Iyer, Professor of Sanitary Engineering, London University. Laboratory sampling work was done on water of different treatment units as well as on Vaitarna Lake Waters. During flood season, samples from Bhatsai Pick-up Weir site were also tested in the laboratory.

(j) Departmental Works

Departmental Works costing Rs. 1,55,975.67 were in progress. The works included mainly staff quarters, development of Master Plan Yard at Powai and Veravali.

PART—III**Dahisar River Project**

(1) The lands required for the project were still in the possession of the Corporation. It was proposed to return the lands back to the Government through Collector, B.S.D., from whom they were taken over, as the project was abandoned.

The semi-permanent office was sold to the Government Forest Department at Rs. 7,300/-.

(2) Rs. 35,399.68 were spent for meeting the liabilities of previous years.

PART—IV**UPPER VAITARNA SCHEME****(A) Outside City Division :—****(a) Bel Nalla-Pachhapur Section—(Length about 23 Kms.):**

(i) Contract for preparing formation for laying 300 mm. \geq 2750 mm. dia. main between Bel Nalla & Pachhapur was awarded to Messrs. New Asian Construction Co. under S.C.R. No. 1378 of 25-8-1965 at a cost of Rs. 1,56,49,840.50. The works started on 1st Nov. 1965. Due to delay in land acquisition the original period of 20 months was extended upto 27-5-1970. The widening of the formation and providing road decks over culverts for service road between Mohili - Pachhapur Section along the Upper Vaitarna main, entrusted to Messrs. New Asian Construction Co., were also in progress.

Total expenditure booked upto 31-3-1970 for both the above works was Rs. 96,63,433.09.

(ii) *Bridge across Tansa River near Mohili for carrying Upper Vaitarna Main and Service road:*—The work was entrusted to Messrs. M.A. Patel & Co. at a cost of Rs. 5,55,870.00 under S. C. R. No. 314 of 3-5-1967. The work was started on 28-11-1967 and completed on 10-12-1969 at a total cost of Rs. 4,21,358.00.

(b) *Pachhapur-Pogaon Section*—(Length about 20.8 Kms.).

(i) Contract for preparing formation for laying 2750 mm. dia. Upper Vaitarna pipeline in this section awarded to Messrs. Kusumkant & Co., vide S.C.R. No. 396 of 14-7-65, at a total cost of Rs. 59,56,755.00, was started on 8th March, 1966.

The work of widening the formation for service road along the Upper Vaitarna main in this section was also entrusted to Messrs. Kusumkant & Co.

Due to this extra work and due to land acquisition difficulties, the contract period of 16 months was extended up to 6-2-1970 and both the above works were completed on 6-2-1970.

The total expenditure booked upto 31-3-1970 was Rs. 49,75,835.60.

(ii) *Development of yard and construction of office and stores building at Agra Road.*

The work was entrusted to Messrs. Gangadas Ramjee Patel & Co. at a cost of Rs. 2,68,214.65 under S.C.R. No. 2496 of 6-12-1967. The work was started on 22-1-1968 and was completed on 3-3-1969 at a total cost of Rs. 2,53,536.28.

(c) *Pogaon-Bhandup Section* (Length about 24 Kms.):

(i) Contract for preparation of formation for laying 2750 mm. > 2500 mm. dia. pipeline between Pogaon and Bhandup awarded to Messrs. Patel Engineering Co. Ltd. vide S.C.R. 1292 of 18-8-1965 at a cost of Rs. 93,21,240.60 was started on 20-11-1965 and was to be completed in 18 months. Owing to land acquisition difficulties the contract period had to be extended. The work was completed on 31-12-1969.

Total expenditure booked was Rs. 52,88,890.26 and final bill was under preparation. The work of widening the formation and construction of road decks over culverts for service road along the Upper Vaitarna main in Pogaon-Gundovali Section was also entrusted to Messrs. Patel Engineering Co. Ltd. who had completed the work between Pogaon-Tarali and Gundovali-Balcum. The firm could not complete the work between Tarali and Gundovali as the land in this portion could not be acquired, and in E-F Section between Balcum and Kolshet as other contractor was working in this Section. The work of preparation of formation and construction of service road between (i) Tarali and Gundovali and (ii) construction of road in E-F Section between Kolshet and Balcum was entrusted to Messrs. The Hindustan Construction Co. Ltd. under S.C.R. No. 2392 of 26-11-1969 at a cost of Rs. 15,83,418.25 and the same was in progress.

The expenditure booked upto 31-3-1970 was Rs. 1,65,000.00.

(ii) *Construction of Rubble-cum-Earthwork embankment in portions of C-D and E-F Balcum-Kolshet Section:*—Contract for this work was given to Shri Tukeram Maruti Jadhav, at a total cost of Rs. 14,04,663/- vide S.C.R. No. 3066 of 10-1-1968. The work started on 9-2-1968 and was to be completed in 8 months, exclusive of monsoon period. The work of providing 72" dia. R.C.C. spun pipe culverts in these portions for floods and creek tidal waters was also entrusted to this contractor at a total cost of Rs. 4,87,851.00 and was started on 16-12-1967. Both the works were completed on 13-12-1969 and the total expenditure booked upto 31-3-1970 was Rs. 13,95,550.00.

(iii) *Work of preparing rubble embankment in the portion of Old Bombay Agra Road near Kalher:*—This work was entrusted to Messrs. Union Construction Co. at a total cost of Rs. 68,512.50 under S.C.R. No. 1725 of 30-9-1969. The contract period was 1½ months. The work started on 26-11-1969 and was completed on 9-1-1970. The expenditure booked upto 31-3-1970 was Rs. 45,588.22.

(iv) *Fabricating, transporting and laying of 3000 m.m. > 2750 mm. dia. steel pipes, specials, etc. including civilworks from Bel Nalla to Bhandup:*—

A negotiated contract was awarded to a consortium of firms headed by Messrs. The Hindustan Construction Co. Ltd. for all the remaining works of fabrication and transport of steel pipes and laying of pipeline from Bel nalla to Bhandup including civil works such as casting pedestals, thrust blocks, anchor blocks, pit hing, road works, decks over culverts, etc. under S.C.R. No. 1505 of 11-9-1968 at a total cost of Rs. 8,79,78,114.47 including supervision. The work was started on 6-11-1968.

(i) *Fabrication of pipes and specials:*

Messrs. The Indian Hume Pipe Co. Ltd., Messrs. The Richardson & Cruddas Ltd. and Messrs. Vikhroli Metall Fabricators Ltd., members of the consortium started in their existing factories at Wadale, Hadapsar, Byculla and Vikhroli, the fabrication work estimated to cost Rs. 3,28,26,810.87. A new factory was erected by Messrs. The Indian Hume Pipe Co. Ltd. at Pogaon which started production from October 1969. The cost of the work executed at these factories was Rs. 17,72,000.00.

(ii) Civil work such as casting pedestals, anchor blocks, thrust blocks, construction of service road, etc. are in progress. 55% pedestals in Belnalla-Pachhapur Section, 75% in Pachhapur-Pogaon and 90% in Pogaon-Bhandup were cast.

Expenditure booked for these works upto 31-3-1970 was as under :—

(1) Road works and pitching work, etc. Rs.	17,27,460.07
(2) Civil Works Rs.	71,06,722.70
(3) Other pipelaying, civil work Rs.	18,45,506.78

(iii) Laying of Pipeline :—

0.5 Km. Pipeline in Belnalla-Pachhapur Section and 5.00 Kms. in Pogaon and Kapurbawdi Section was laid.

Expenditure booked upto 31-3-1970 was as under :—

(1) Belnalla-Pachhapur Section (Agra Road)	... Rs.	1,96,674.78
(2) Pogaon-Bhandup Section (Kapurbawdi)	... Rs.	49,47,000.00

(iv) Departmental Works :

Works costing Rs. 2,53,686.00 were carried out departmentally and works estimated to cost Rs. 25,000/ were in progress. The works consisted of construction of staff quarters and repairs and maintenance of existing buildings, stores building, etc.

(B) Bhandup-Dharavi Section :—

(i) Bhandup-Powai and Bandra-Dharavi Section :

The laying of 2500 mm. dia. pipeline between Bhandup-Powai and Bandra-Dharavi was entrusted to Messrs S.V. Shah under S.C.R. No. 4087 of 21-3-67 at a total cost of Rs. 32,37,905.00 exclusive of supervision charges.

The work was started on 12-10-1967. Formation and pedestals in both Bhandup-Powai and Bandra Dharavi Section were practically ready. The contractors, had not started laying the pipeline as they could not be supplied with pipes due to the failure of fabricating contractors, Messrs. Structural Engineering Works Ltd. The new contractors for pipe fabrication viz. consortium of firms headed by Messrs. The Hindustan Construction Co., L d. has started supplying the pipes and specials required for this work. The total cost of the work done upto 31-3-1970 was Rs. 16.2 lacs exclusive of supervision charges and the cost of work done during the year under report was Rs. 5.4 lacs.

(ii) Powai and Bandra Section :

The pipe laying work in this section was entrusted to Messrs. Concrete Construction Co., but they failed due to financial difficulties. The contract was, therefore, terminated. The contract deposit and all the moneys due to them were forfeited. They filed a Civil Suit for damages in The High Court of Judicature at Bombay.

Part of the work was being carried out at their risk and cost.

The work was divided into 3 Sections and contracts accordingly were awarded.

(a) Powai and Postal Colony at Sahar :

Laying 2500 mm. dia. pipeline in this Section was awarded to Messrs. Gujarat Construction Corporation under S. C. R. No. 3202 of 4th February 1970 at a total cost of Rs. 24,45,363 exclusive of supervision and they started the work from 3rd March 1970.

The work in this section was being carried out at the risk and cost of Messrs. Concrete Construction Co.

(b) Postal Colony at Sahar and Nehru Road, Santacruz :

Work in this section was awarded to Messrs. Kusumkant and Co. under S. C. R. No. 1872 of 15-10-1969 at a total cost of Rs. 29,97,150.00 exclusive of supervision. They started the work on 17-11-1969. The cost of the work done upto 31-3-1970 was Rs. 2.51 lacs exclusive of supervision charges.

(c) Nehru Road at Santacruz to Highway Bridge at Bandra :

Laying 2500 mm. dia. pipeline in this section was awarded to Messrs. R. N. Chanekar and Co. under S. C. R. No. 1844 of 8-10-1969 at a total cost of Rs. 30,29,950.00 exclusive of supervision charges. They started the work on 1-12-1969.

The cost of the work done upto 31-3-1970 was Rs. 3.47 lacs exclusive of supervision charges.

(C) Mulund-Kandivli Tunnel :

All the works of the Scheme of Driving Tunnels and laying of pipelines between Mulund and Kandivli were already completed in the previous year.

An expenditure of Rs. 1,31,72.14 was incurred during the year for meeting the liabilities of the previous years.

(D) Construction of Service Reservoir :**(a) Bhandup Hill Reservoir :**

(1) The preparing formation and construction of reservoir was entrusted to Messrs. Kusumkant and Co. vide S.C.R. No. 812 of 3-7-1968 at a total cost of Rs. 21,44,730/-. The work was started on 23-10-1968 and formation was completed and construction of reservoir proper was in progress. Till the end of the year, work costing about Rs. 7,22,825/- was done.

(2) *Inlet and outlet mains.*—The laying of 900 m.m. dia. Vikhroli outlet main upto Kanjur village including a portion of 750 mm. dia. Master Plan outlets was awarded to Messrs. Janak Construction Co. at a cost of Rs. 5,61,414.00 vide S.C.R. No. 1059 dated 23-7-1969. The work was started on 8-12-1969 and work costing Rs. 64,440 was completed during the year. The work was in progress.

(b) Veravali Hill Reservoir :

(1) *Reservoirs.*—Tenders for the work were reinvited. However, due to financial stringency, the work was proposed to be deferred by two years.

(2) *Inlet and Outlet mains :—*

(a) Laying 1800 mm. dia. inlet main from Powai to Veravali :

The work was entrusted to Messrs. Kiron and Co. vide S. C. R. No. 3238 of 29-1-1969 at a cost of Rs. 6,42,306.00. The work was started on 15-3-1969 and was in progress. Till the end of the year work costing Rs. 2,74,455/- was completed.

(b) Laying two 1200 mm. dia. outlet mains upto Kurla-Andheri Road :

The work was entrusted to Messrs. Vasant Construction Co. at a cost of Rs. 13,00,771.50 vide S.C.R. No. 436 of 23-5-1969. The work was started on 16-10-1969 and work costing Rs. 2,82,750/- was completed.

(c) Trombay Hill Reservoir :

*Laying 1800 mm. dia. inlet main from Powai to Ghatkopar :—*The work was entrusted to Messrs. R. N. Ghanekar and Co. vide S.C.R. No. 344 of 8-5-1968 at a cost of Rs. 18,55,190.30. The work started on 20-8-1968 and work costing about Rs. 10,55,283/- was completed during the year.

(d) Borivli Hill Reservoir :

(1) *Reservoirs.*—The construction of the reservoir was awarded to Messrs. Bhupal Construction Co. under S. C. R. No. 1354 of 24-8-1966 at a total cost of Rs. 16,69,325/- exclusive of supervision charges. The work was started on 29-12-1966.

The cost of the work done upto 31-3-1970 was Rs. 12.96 lakhs exclusive of supervision charges and the work done during the period under report was Rs. 4.92 lakhs.

(2) *Inlets and outlets.*—The work was awarded to Messrs. Gujarat Construction Corporation at a cost of Rs. 8,01,697.82 exclusive of supervision charges under S.C.R. No. 1366 of 20-8-1969. They started the work on 1-11-1969. The cost of the work done upto 31-3-1970 was Rs. 2.66 lacs exclusive of supervision charges.

(3) *Staff Quarters.*—The work was awarded to Messrs. Vikram Construction Co. at a cost of Rs. 3,24,521.00 exclusive of supervision charges under S. C. R. No. 3945 dated 28-3-1969. The work was started on 20-5-1969. The cost of work done upto 31-3-1970 was Rs. 98,000/- exclusive of supervision charges.

(e) Land Acquisition :**() Powai-Mahim Division :—**

The total area of 22 A.—19 G.—03 As. of private, Western Railway, Government, M. I. D. C., Milk Scheme lands were required for laying Upper Vaitarna Main. The acquisition proceedings were in progress. The possession of Milk Scheme lands and M. I. D. C. lands were taken over by the Municipal Corporation.

Proceedings for acquisition of private lands, for Bhandup Hill Reservoir were in progress. Proceedings for transfer of M.I.D.C. lands required for Veravali Hill Reservoir were in progress. Part possession of the land for Bhandup Hill Reservoir was taken over by negotiations. Award was declared by the S. L. A. O. (7), Bombay B. S. D. in respect of Veravali Hill Reservoir and the land came in possession of the Municipal Corporation.

(II) Outside City Division :—

For laying 2750 mm. dia. pipeline from Belnalla to Bhandup, private lands admeasuring 445 A.—28 G.—02 As., Government lands admeasuring 32 A.—38 G.—12 As., and Forest lands admeasuring 162 A.—04 G.—00 As. from the different villages in Bhiwandi, Shahapur and Thana Talukas of Thana District were required. In addition to this, Forest lands admeasuring 16 A.—10 G.—00 As. was required for the erection of a factory for the fabrication of pipes at Bhadvad Village, Taluka Bhiwandi. Its possession was given by the Forest Department.

Out of the private lands required as above, possession of lands admeasuring 415 A.—27 G.—10 As. was obtained. Awards in respect of lands admeasuring 403 A.—34 G.—13 As. were declared and compensation of Rs. 17,43,960/- was paid. This included cost of land, trees, structures and ground rent. Notification under Section 6 of the L. A. Act, was published in respect of land admeasuring 5 A.—19 G.—12 As. from the villages of Majiwade and Panchpakhadi. Besides, acquisition proceedings for an area of 35 Acres from 13 different villages were also in progress.

The occupancy price of Forest and Government lands, in possession of the Municipal Corporation was yet to be fixed by the Government.

The services of Special Land Acquisition Officer and his allied staff were continued during the year.

Proceedings for acquisition of land for reservoirs at Malad were in progress. Possession of Milk Scheme lands for Borivali Reservoir was taken over from the Collector, B. S. D. pending settlement of transfer proceedings.

Land in possession of Maharashtra Housing Board, was selected for reservoir at Dahisar. Correspondence for its transfer was in progress.

A site for a reservoir in Trombay Township area, near "Janata Colony" was selected. This land owned by Atomic Energy Establishment was proposed to be taken over in exchange for Municipal Land in village Anik.

Another site was selected on the hill near Esso Nagar Colony. This hill was under acquisition for borrow areas for "Wadala Mahul Reclamation Scheme." A proposal for transfer of an area required for the reservoir out of this hill was forwarded to Government. Steps were also being taken to acquire a strip of private land required for approach road.

Out of the total area of about 10 A.—06 G.—09 As. required for laying 2500 mm. dia. Upper Vaitarna Main from Mulund to Bhandup, an area of about 7 A.—21 G.—10 As. is private land and area of about 2 A.—24 G.—15 As. is Government land. Proposal for transfer of Government lands were forwarded to Government and the transfer proceedings were in progress. Out of the total private land of 7 A.—21 G.—10 As. awards for an area of 4 A.—04 G.—00 As. were declared and compensation amounting to Rs. 65,850.97 was paid. The possession of an area of 0 A.—21 G.—13 As. was yet to be obtained.

PART V

BHATSAI RIVER SCHEME ('S' SCHEME)

After discussion of the report of Messrs. Binnie and Partners (India) Ltd., the consulting Engineers appointed by the Government of Maharashtra, with the World Bank authorities, it was decided that the Bhatsai source should be developed as a River regulating Scheme and the Government should construct and operate the head works and the Corporation should construct and operate the water supply part *viz.* Pick-up Weir, pump house, rising mains, etc. The World Bank also approved this scheme for giving financial assistance. Negotiations were in progress with Messrs. Binnie and Partners (India) Ltd., for appointing them to prepare a detailed report for appraisal by the World Bank for loan assistance.

Preliminary works for the Scheme were undertaken

(i) Survey Works:—

- (1) Alternative alignments for pipelines were surveyed.
- (2) Water-spread contour survey upto the level of 33 m. T. H. D. for a length of 6 Kms. up-stream of the proposed weir site was completed.
- (3) Detailed contour survey of the Pogaon Hill was completed.
- (4) Preliminary Survey of Wadapa Hill was done.

(ii) Administrative approval to Plans and Estimates of the Scheme:—

Administrative approval to the detailed estimates of Preliminary works and block estimates of the 'S' Scheme amounting in aggregate to Rs. 17,36,85,700/- and staff schedule were obtained *vide* S. C. R. No. 2025 of 27-10-1969, W.C.R. (City) No. 875 of 5-12-1969, W. C. R. (Sub). No. 435 of 17-12-1969 and C. R. No. 1073 of 22-1-1970.

(iii) Detailed Plans and Estimates of Works:—

Eleven detailed estimates for construction of Staff Quarters, Formation Works, and Filtration Plant amounting to, in aggregate, Rs. 2,24,86,877/- were prepared and submitted for administrative approval.

(iv) Test Bore Work:—

The work of drilling exploratory bore holes were entrusted to Messrs. Shree Sainath Construction Engineering & Trading Co. *vide* S. C. R. No. 2933 dated 14th January 1970. The work started on 3rd March 1970 at the site of Pick-up weir in Village Pise and was in progress.

(v) Procurement of pumps of High Capacity:—

Enquiries with the firms dealing in the manufacture of high lift and large discharge pumps were made. Detailed specifications were being worked out.

Land Acquisition

It was proposed to acquire the private and Government lands measuring about 53A. 25G. 03 As. and 10 A. 12 G. 03 As. respectively for Bhatsai 'S' Scheme for laying 72" dia. pipeline, staff quarters and Pick-up Weir.

Seven proposals for acquiring private lands were forwarded to the Collector, Thana and six proposals for transfer of Forest and Government lands were sent to the Conservator of Forest and the Collector respectively. The preliminary enquiries in these cases were in progress.

PART VI

ULHAS RIVER SCHEME

(A)—Works Completed :

(i) Construction of 2nd Pump House at Pogaon, staff quarters and store shed at Kalyan-Bhiwandi Bridge and approach road to Pump House at Pogaon:—The work was entrusted to Messrs. Vikram Construction Co. at a cost of Rs. 10,97,776.05 under S.C.R. No. 1954 dated 12th October 1966. The work was completed. The total cost of the work was Rs. 10,74,067.98.

(ii) 20 M. G.D. Treatment Plant at Pogaon: Satisfactory performance test of the plant was obtained on 25th August 1969. Its performance during the year was also found satisfactory. The accounts were being finalized.

(B)—Works Under Progress :

(i) Construction of a road along 1200 mm. dia. pipeline between Ambivali Rly. Station and Pogaon Cross connection.

(ii) Development of plot at Mahons Pump house and construction of outlet channel from the sump etc. The works have been entrusted to Messrs. Union Construction Co. at a cost of Rs. 20,79,026.25 and Rs. 48,263.25 respectively under S.C.R. No. 69 dated 9th April 1969 and S.C.R. No. 1920 dated 15th October 1969. The road work was commenced on 30th April 1969 and was in progress. The value of the work done was Rs. 7,13,410.00.

(iii) The work of cross connections between the existing 1200 mm. dia. Ulhas main and 2500 mm. dia. Vaitarna main near Pogaon Anchor Block, estimated to cost Rs. 1,55,210.00, was sanctioned during the year.

(C) Land Acquisition :

The private lands measuring 63A. 26G. 11 As. from 12 different villages of Kalyan and Bhiwandi Tahsils of Thana District were requisitioned under the Defence of India Act, 1962, in the year 1966 for a period of 5 years, on payment of rental compensation. As these lands are required permanently, proposals for acquiring them under the L. A. Act were submitted to the Collector of Thana. The proceedings for transfer of Govt. lands were in progress with the Government authorities.

PART VII

MECHANICAL AND ELECTRICAL WORKS

I. The Mechanical and Electrical Section provided chlorination equipment and electrical power etc. at various reservoirs as detailed below during the year under report.

(A)—Chlorination Equipment

Serial No.	Name of the reservoir	Name of the Contractors.	Cost of plant	S.C.R. No. and date	Remarks
1	Veravali High Level.	Messrs. Indian Engineering Corporation.	28,375.00 plus S.T. plus G.S.T.	451 of 19-5-1967	(1) Installation works completed on 15-1-1970. (2) Plant will be tested when reservoir is put into operation.
2	Ghatkopar	Messrs. Candy Filters (India) Pvt. Ltd.	26,500.00 —do—	321 of 8-5-1968.	(1) Equipment received on 27-5-1969. (2) Installation completed. Testing will be done when the reservoir is put into commission.
3	Borivli.	Messrs. Babubhai Narottamdas and Co.	25,875.00 —do—	2876 of 8-1-1969.	(1) Equipment received. (2) Installation work will be taken in hand after control room is ready.
4	Mulund Tunnel Works.	Messrs. Candy Filters (India) Pvt. Ltd.	75,720.00 —do—	1004 of 21-7-1965.	Adjustment required was carried out.

(B)—Electric Power

Serial No.	Name of the Reservoir.	Load sanctioned.	Name of the contractors Supply Co.	Estimated Cost	Remarks.
				Rs. P.	
1	Staff Quarters at Pali Hill.	5K.W.	Messrs. B.S.E.S. Ltd.	2,056.00	Works completed during the year under report.
2	Ghatkopar.	5K.W.	—do—	675.00	Wiring work completed. Temp. power meter installed.
3	Bhandup. (a)		Messrs. Thana Elec. Supply Co. Ltd.	1,25,000.00	Work order placed on the Co. on 31-1-1970, for H. T. Supply sanctioned under MDA 8042 of 27-10-69.
	(b)			1,24,575.00	For sub-station equipment estimate was sanctioned. Specification of tender for supply and installation of equipments were under preparation.

(C)—Providing Orifice Plate Assemblies and Flow Meters

(1) *Kandioli Mulund Tunnel* :—Orifice plate from Messrs. Mahindra Engineering Co. was received on 7-4-1969. The same was assembled in the Work Shop at Powai. The work of installing the assembly and flow meter at site was completed.

(2) *Borivli Reservoir* :—One No. of Orifice plate for fixing on 1200 mm. dia. inlet main for Borivli Main Reservoir was purchased from Messrs. Mahindra Engineering Co. at a cost of Rs. 3,660.80 vide S. C. R. No. 2117 dated 14-11-1969. The supply was received on 25-3-1970.

II.—Purchase of tools and equipments:—

(a) During the year under report this section purchased machinery required for the department as follows:—

- (1) 2 Nos. of vibrator needles were purchased at a cost of Rs. 2,360.00 vide M.C.'s sanction No. MDR/6698 of 24-6-1969.
- (2) 1 No. of Duplicating machine was purchased at a cost of Rs. 2,576.00 vide M.C.'s sanction No. MCP/2557 of 30-10-1969.
- (3) 32 Nos. of fluorescent light fittings were purchased at a cost of Rs. 3,611.52 vide M.C.'s sanction No. MDA/5284 of 20-9-1969.
- (4) 40 Nos. of Decorative fittings were purchased at a cost of Rs. 5,445.64 vide M.C.'s sanction No. MCP/1326 of 25-9-1969.

(b) *Workshop* :—A workshop with its equipment was maintained to carry out structural fabrication works required for departmental works.

(c) *Departmental Works* :—The following departmental works were attended to by this section during the year under report.

Serial No.	Name of the work.	Progress.	Estimated cost.
			Rs. P.
1	Fabricating & installing steel platform in the valve Gallery at Ghatkopar Hill Reservoir.	Work Completed.	6,000.00
2	Servicing the sluice valves installed in the valve Gallery at Ghatkopar and fixing electrically operated actuators.	—do—	2,000.00
3	Electrification of Actuators at Ghatkopar Hill Reservoir.	... —do—	1,000.00
4	Electrical wiring in the control room, office etc. at Ghatkopar Hill Reservoir.	Work in progress.	15,000.00
5	Electrical wiring in the control room at Veravali Hill Reservoir and approach road for the same.	Work completed.	12,000.00
6	Electrical wiring in the control room at Powai Low Level Reservoir.	—do—	4,000.00
7	Setting up a sub-station and L. T. distribution for Tansa Quarters...	—do—	34,155.00
8	Electrification of Tansa Yard, dam, Gardens etc.	... Work in progress.	44,308.00

III.—TRANSPORT

Total fleet of 35 vehicles consisting of Trucks, Jeeps, station wagons, Buses etc. was maintained during the year.

In the beginning of the year the fleet was of 31 vehicles. During the year under report 4 new vehicles as detailed below were added to the fleet.

Serial No.	Type of vehicle.	Sanction No. and date.	Cost of vehicle.	Remarks.
			Rs.	
1	Mercedes truck 1 No.	...SCR/3976/20-3-1968 & 738/26-6-1968	44,594.80	
2	—do— —do—	...SCR/2880/8-1-1969 & 3942/28/3/1969.	44,594.80	
3	Willy's jeep 2 Nos.	SCR/116/16-4-1969.	23,623.00	
4	—do— 2 Nos.	...SCR/301/30-4-1969.	23,623.00	

Orders for the purchase of following vehicles were placed but they were not received.

Serial No.	Type of vehicle.	Cost.	Sanction No. and date.	Remarks.
1	Fargo 18 seater Bus—1 No. ...	Rs. 36,099.42 for chassis.	SCR/1583/17.9-1969	} Chassis received on 21-3-1970. Body to be built at an estimated cost of Rs. 12,000/—
2	Ambulance—1 No. ...	22,696.48 for cha. sis.	SCR/2786/2-1-1970. Body for the ambulance will cost about Rs. 8,000 extra.	
3	Station Wagon—1 No. ...	27,981.00	S.C.R. No. 3414 of 4-3-1970	

A workshop and garage was maintained to carry out repairs to the vehicles.

IV—This section also maintained a fleet of Plant & Machinery consisting of generators, compressors, concrete-mixers etc.

PART VIII

Miscellaneous Works

(1) Replacing two 57" dia. existing pipes between Bandra and Dharavi by two 1800 mm. dia. pipe lines.

(a) *Fabrication work* :—

Work was entrusted to Messrs. The Indian Hume Pipe Co. Ltd. vide SCR/2520 of 6-12-1967 at an estimated cost of Rs. 6,37,156/—. The work was started on 18-3-1968 and they have completed work costing Rs. 4,34,997.32.

(i) *Laying of pipeline* :—

The work was entrusted to Messrs. R. N. Ghanekar & Co. vide SCR/2939 of 5-1-1968 at a cost of Rs. 20,81,514.75. They have started the work on 8-2-1968 and have completed the work costing about Rs. 8,66,726.50.

(2) *Modification to the existing Intake Tower* :—

Contract for modification to the existing Intake Tower and gates at Vaitarna Lake was awarded to Messrs. The Hydraulic and General Engineers (Pvt.) Ltd. under S.C.R. No. 1152 of 2-8-1957 at a cost of Rs. 15,47,490.00. The work was started on 15th August 1967 and was completed in all respect on 31-7-1969 within the contract period of 24 months. Total expenditure booked upto 31-3-1970 is Rs. 15,21,917.00.

The work of carrying out experiments for safeguarding against Vortex formation inside the Intake Tower at Vaitarna was entrusted to The Central Water and Power Research Institution at Khadakwasla at an estimated cost of Rs. 30,000.00.

(3) *Repairs to the road from Atgaon Level Crossing to Tembha (Vaitarna)* :—

Contract for the repairs to the road between Atgaon Level Crossing and Tembha (Vaitarna) was awarded to Messrs. B. K. Ajwani vide S.C.R. No. 982 of 16-7-1969 at a total cost of Rs. 14,20,230.00. The work was started on 20-10-1969. 33 per cent. of the work was completed.

Total expenditure booked upto 31-3-1970 was Rs. 3,85,461.61.

(4) *Enlargement works between Gundovali and Kasheli* :—

The work left incomplete by the defaulting contractors Messrs. Structural Engineering Works Ltd. was entrusted to Messrs. Gujarat Construction Corporation under S.C.R. No. 2143 of 8-11-1968 at a cost of Rs. 9,49,247.88. The works were completed on 17-1-1970. The expenditure booked upto 31-3-1970 is Rs. 8,13,265.78.

(5) *Laying 450 mm. dia. C. I. main from M. H. R. to Colaba Military Camp* :—

This work which was entrusted to Messrs. Popular Builders and Plumbers, was started on 3-2-1969 and was in progress. The value of work completed till 31-3-1970 was Rs. 1,67,030/- (excluding supervision charges) against the total contract cost of Rs. 5,35,334/- (excluding supervision charges). Upto 31-3-1970, length of 5429 metres of C.I. pipes was laid out of the total length of 6600 metres to be laid.

All the pipes and specials were received from Messrs. Indian Iron & Steel Co. except 21 Nos. of adaptors, 18 collars and 5 Nos. taper pieces.

(6) Replacing *Tin shed* at *Mulund Anchor Block* and providing approach from *Lal Bahadur Shastri Marg* :—

The work was awarded to Messrs. Valecha Bros. vide S.C.R. No. 23 of 9-4-1969 at a cost of Rs. 3,15,870.07. They started the work on 29-1-1969 and carried out work costing Rs. 1,55,975.67.

(7) Laying additional 1800 mm. dia. main between *Dharavi* and *Hains Road* along *Tulsi Pipe Road* :—

The estimates were sanctioned under SCR No. 1268 dated 13-2-1969 and the draft tender was being prepared.

(8) Work of fabricating and fixing hemispherical closures for 2750 mm. dia. pipe line at *Kasheli* and *Gundoval* Anchor Blocks :—

The work was entrusted to Messrs. The Hindustan Construction Co. Ltd. at a total cost of Rs. 22,000.00 under S.C.R. No. 2325 of 19-11-1969. The work was completed on 5-11-1969.

L. G. DHAYAGUDE
Project Engineer.

CITY ENGINEER'S DEPARTMENT

Shri V. D. Desai, B.E. (Civil) M.E.P.H., Calcutta with 1st Class, M.I.E. (India) continued to hold the office of City Engineer during the year under report.

CITY SECTION

1: There was no occasion to invoke provisions of the Bombay Municipal Servant's Act 1890

I—PLANNING

2: This Branch is divided into three sections. One Section deals with proposals in connection with building works, layout of Slum Clearance Schemes and the areas to be developed, Housing in Greater Bombay, etc. The second Section deals with proposals for sub-ways and over bridges. And the third section deals with proposals in respect of drain, sewers and other Miscellaneous Engineering projects:—

I.—(A) PLANNING (Architectural)

During the year under report this section prepared plans and estimates in connection with different building works and Housing as summarised below:—

Particulars.	General Bldg. works in City.	Housing in Greater Bombay
(i) Contract Plans	68	24
(ii) Cloth Tracing	68	7
(iii) Paper Tracing	232	29
(iv) Blue Print copies	6,284	1,898
(v) Block Estimates	8	2
(vi) Total amount of Block Estimates	60,75,558.00	61,76,130.00
(vii) Detailed plans and estimates completed in all respect (As shown below)	26	6
(viii) Total amount of detailed estimates	42,30,628.73	11,90,041.00
(ix) Draft Tender	12	1
(x) Detailed Estimates in hand	4	3
(xi) Total approximate cost of detailed estimates in hand	57,35,000.00	35,92,325.00

Particulars of detailed plans and estimates completed in all respects referred to above.

Particulars.	No. of estimates.	Estimated cost
(a) Schools (Permanent)	6	Rs. 29,17,390.60
(b) Schools (Temporary)
(c) Centralised Ward Offices
(d) Markets
(e) Hospitals, Meternity Homes & Dispensaries
(f) Miscellaneous	4	8,53,646.13

I.—(B) Planning (Bridges)

Particulars	Details of plans and estimates prepared	
(i) Contract Plans
(ii) Cloth tracing	20
(iii) Paper Tracing	14
(iv) Blue Print copies	185
(v) Block Estimates	3
(vi) Total amount of block estimates	Rs.	1,45,15,000
(vii) Detailed plans and estimates completed in all respects	4
(viii) Total amount of detailed estimates	Rs.	14,24,575
(ix) Draft Tender	3
(x) Detailed estimates in hand	1
(xi) Total approximate cost of detailed estimates	Rs.	85,00,000
(xii) Scrutiny of plans received from—		
(a) Railways	7
(b) Private parties
(xiii) Scrutiny of estimates received from Railways	3

L—(C) Planning (General) Sewers and Storm Water Drains

The abstract of works done during the year as follows :—

Particulars							
(1)	Paper Tracing	142
(2)	Cloth Tracing	42
(3)	Contract Plans
(4)	Blue Print copies	2,353
(5)	New estimates	44
(6)	Revised Estimates	8

L—(D) Planning (Electrical)

Particulars				No. of Estimates	Estimated Cost
(a)	Schools	11	2,81,856
(b)	Centralised Ward Offices
(c)	Markets
(d)	Hospitals, Dispensaries, Maternity Homes, Nurses Quarters, Medical Colleges	3	9,35,628
(e)	Housing	4	1,88,100
(f)	Cemetery
(g)	Gardens
(h)	Miscellaneous	6	37,386
(i)	Electrical Lifts
(j)	Plant & Machinery	3	4,43,098
Total				27	18,86,068

L—(E) Special Technical Unit

The Executive Engineer (Vigilance) is in charge of the Special Technical Unit attached to M. C.'s Office and he is assisted by two Assistant Engineers (Vigilance) and two Sub-Engineers (Vigilance) in the working of this unit along with one Junior Surveyor and a clerk. This unit continued to discharge multifarious duties including rendering guidance to the staff in Technical matters, scrutiny of technical staff proposals, surprise checks on construction works in progress to determine if the works were being executed as per design and specification and for exercising control on supervision over construction jobs, investigating various complaints of serious nature connected with Engineering Branch received from public, etc. The department also functions as a co-ordinating agency of the work of different units of Engineering Section, assisting the administration in matters requiring policy revision, overall supervision and checking over the normal working of different engineering units at the Head Office and in Ward Offices, co-ordinating the different wings of the Municipal administration for implementing the decision of Statutory Committees and also the Municipal Commissioner.

The Special Technical Unit also pays surprise visits in Wards and checks maintenance jobs carried out under the supervision of Ward maintenance Engineers.

The Special Technical Unit assists the Municipal Commissioner, Deputy Municipal Commissioners C.E., H.E. and other Heads of Departments in all technical matters. The Special Technical Unit also attends the rounds of the Committees of the Corporation as and when required and pursues action in respect of irregularities noticed during the rounds of the Committees. The Municipal Material Testing Laboratory is under overall charge of the unit and keeps check on results obtained at the laboratory for testing building materials, etc. from the site of Municipal Construction jobs.

The Special Technical unit carries out checking of new final bills for Capital works and few cases of private building proposals, wherein building occupation certificates or building completion certificates have been issued at random.

This Special Technical Unit also carries out investigations in respect of some of the complaints received and directed to E. E. (Vigilance) by the M. C., D. M. C., C.E., H. E., etc. and also the complaints directly received in the office of E. E. (Vigilance) in respect of private constructions on private lands, either authorised or unauthorised, factories, insanitary conditions, drainage, etc. including allegations made against Engineering staff in the Central Branches or in the Ward Offices. References made by the A. O. (Enquiries) and other heads of the departments in respect of technical matters are also attended to.

Details of work done by Vigilance Branch (during the year 1969-70).

1. Works inspected.

(a)	Building construction	262
(b)	Road construction	88
(c)	Drainage construction	56
2.	No. of private properties visited	251
3.	No. of Works Committee (Suburbs) rounds attended	8
4.	No. of final bills checked	25
5.	No. of Building Completion Certificates/occupation Certificates verified	46
6.	Amount recovered from the contractors for the excess payments, rebates for sub-standard works etc. detected while checking of final bills about	Rs.	6,900	
7.	Amount recovered from contractors by way of penalties, rebates, etc. for sub-standard works detected on visits by the staff	Rs.	87,860	

I.—(F) Malabar Hill Project

Arising out of the rock fall that took place at Malabar Hill area on 6-9-1969, the Chief Minister appointed an Expert Committee headed by the City Engineer to investigate the causes of rock fall and suggest the remedial measures, so that such rock falls may not occur in future. In the meeting held at the Chief Minister's residence on 3-10-1969, the Municipal Corporation of Greater Bombay was appointed as Central Agency to carry out these protective measures at Malabar Hill. Accordingly a separate division was opened to execute these works and the staff appointed for this purpose surveyed the entire area of 1300 R. Ft. (395.3 Metres) of Malabar Hill escarpment and prepared detailed estimates for carrying out these works. The other works such as issuing notices under Section 329 of the B. M. C. Act to the concerned property owners as advised by the Government and other allied works were also done by the staff.

Two separate contracts were awarded to execute these works viz.

- (1) Drilling, concreting and anchoring rocks at Malabar Hill, estimated to cost Rs. 17,09,228.40 and
- (2) carrying out protective measures at Malabar Hill estimated to cost Rs. 14,79,583.31.

The execution of these works was in progress at the end of the year.

I.—(G) Slum Improvement Cell

In addition to the Slum Clearance Department a Slum Improvement Cell is established from 5th July 1969 which is put under the control of an independent Ward Officer who has to work directly under the Municipal Commissioner. Besides, preventing new slums, this cell will primarily deal with the problem of unauthorised huts on Municipal lands and will have two-fold junctions viz.

(i) Improving existing slums by providing essential civic amenities like water, sanitation and electricity.

(ii) Creating new colonies with similar or better amenities by shifting existing hutments from Municipal plots and roads required for immediate development.

Improving existing slums.—To improve the conditions of existing hutment dwellers' colonies on Municipal land which is not immediately required for other development projects, the Municipal Corporation will provide essential amenities by constructing roads and lanes, providing street lights and water supply and building sanitary conveniences and drainage. Staff will be posted to maintain these services and ensure general cleanliness.

New Colonies.—Simultaneously there will be a need to create new colonies by shifting existing ones which cannot be so allowed to continue. Under this scheme, each hutment dweller will be allotted a pitch, 15' x 10' where he can erect his own hut of the dimensions prescribed in the approved plans.

Compensation.—For the use of the Municipal land, the hutment dwellers have to pay the compensation charges of Rs. 10 per 100 sq. ft. per hutment per month for residential purposes (with a minimum of Rs. 15 per month per hut, and Rs. 20 per 100 sq. ft. per hutment per month for business purposes. These charges include water and assessment taxes.

Detection and Demolition squads.—For prevention of unauthorised works and hutments Detection and Demolition Squads were created

Welfare Projects.—In addition to the Civic amenities, numerous social welfare services are also necessary. As a modest beginning a slum welfare centre was started at 2nd October Colony under the charge of Dr. D. N. Pai, Special Officer in charge of Family Planning and Maternity and Child Health Unit. This centre will look after the community, sanitation, health and medical relief, better nutrition for pregnant women, pre-school attention for children and family welfare and planning.

The progress of the work done by the cell during the year under review is as under :—

A.—Existing Colonies

Serial No.	Name of the colony	No. of tenements	Progress
1	2nd October Colony Jarbai Wadia Road.	1479	The works of providing sanitary blocks and construction of passages was in progress. The work of providing street lights, water mains, construction of office and slum Welfare centre, dust bins, washing places and additional water connections were completed.
2	Ganesh Nagar Colony Acharya Dadas Marg.	435	Tenders for provision of sanitary blocks and construction of passages were invited. The work was expected to start by October 1970.
3	Plot No. 10, Sewri-Wadala Estate.	1315	Do.
4	Nimbani Baug Colony South of K. D. Rly, Govandi.	2720	The works of construction of sanitary blocks, concreting passages, laying of water mains were in progress.

B.—New Colonies.

1	Hutment colony North of K. D. Railway.	1800	The Sanitary arrangements and water supply were provided. It was occupied by 1525 hutments. The work of providing lights and drains was in progress.
2	Hutment Colony at Telly Gully, Andheri.	150	The works of constructing sanitary blocks and concreting passages and laying of water mains were in progress.
3	Hutment Colony at Dr. E. Moses Road.	794	The colonies were not occupied by hutment dwellers.

I.--(H) Slum Branch

This branch is mainly concerned with the following functions :-

(1) Preliminary survey of slum areas, declaration of slum areas as "Clearance areas" making of clearance orders and compulsory acquisition orders "under provision of section 354-R of the Bombay Municipal Corporation Act.

(2) Acquisition of slum properties falling under clearance areas.

(3) Formation of schemes for development of clearance areas with finance assistance from Government under the Government of India's slum clearance Scheme.

The progress of various works under the slum clearance scheme during the year under report is as under :-

A.—Clearance of Private Slums

Name of the Clearance area	Progress
(1) Clearance of Dhobi Chawls.	The owners were allowed to develop the property after providing alternative accommodation to the existing tenants. They, however, could not succeed due to dispute between the owners and the tenants. The owners have agreed to re-house all the bonafide slum dwellers after constructing a building on Plot No. 7 in the said area. The construction work was started, but it was stopped due to injunction brought by some of the shopkeepers. The Corporation was also made a party to this injunction. The injunction was vacated.
(2) Clearance area known as Hiravi Chawls at Tardeo.	The demolition of the property and its further development was pending as the tenants were unwilling to shift. They insisted on alternative accommodation in the same area. This area falls under reservation for a recreation ground under development plan and the existing tenants will spill over. For providing alternative accommodations to these tenants 64 tenements and 16 shops at Bane Compound and 60 tenements at Tulsiwadi were proposed to be constructed for which tenders were invited and they were awaiting the approval of the Standing Committee.
(3) Clearance area known as Goragandhi and Ganjawalla Chawl.	The possession of this property was received from the Special Land Acquisition Officer on 31-12-1969 and the work of making inventory of the tenants was in progress.
(4) Papanaswadi at August Kranti Marg.	It was intended to acquire the property by making a C. A. O. In the meantime the owners approached with a request to allow them to develop the property after taking the responsibility of re-housing all the tenants. However, dispute arose between the present owner and the former owners on their sale transaction. The Corporation recorded the proposal for allowing the owners to develop this property and decided to develop this area through Municipal Agency by their Resolution No. 1546 of 6-3-1969. The papers were deposited in the Court, which were received back and further action for acquiring this property by making a C. A. O. was in progress.
(5) Swastik garage at August Kranti Marg (Gowalia Tank Road).	As the record of C. S. Nos. of this property were found incorrect in the Collector's record, a proposal to the Improvements Committee and Corporation for sanction to the corrigendum to the C. S. Nos. to be made in the schedule after procuring a certified copy of the correct record from the Collector's office has already been made. As however there are only 10 residential and 15 non-residential tenants and the cost of land in this area being very high, it has been recommended in the above proposal to the Corporation to consider the Scheme at this stage only and drop it as it would not be advisable to rehabilitate only a few residential tenants after incurring such huge expenditure. The Corporation's sanction was awaited.
(6) Clearance area known as Sherichiwadi at Forjet St. (D/Ward).	A Compulsory Acquisition Order No. 13-A dated 9-8-1969 was made and published simultaneously in the Government Gazette and local news papers on 28-8-1969. Notices were served on the owners. Objections received from the owners were scrutinized and a proposal was submitted to the I. C. an Corporation for their sanction to forward the C. A. O. to Government for confirmation.
(7) Clearance area known as Sarkari Tabela at Jagannath Shankar Sheth, Road.	In this case all formalities upto the stage of conformation of the C. A. O. by the State Government were completed. For the difficulty of finding out the alternative accommodation for the spill over population and also due to the present financial stringency further steps were held in abeyance and were proposed to be taken after the difficulties were solved.

Name of the Clearance area	Progress
(8) Kamathipura Sector M-1 Clearance area.	The area was cleared. A part of the area was developed and the construction of the remaining 45 tenements was in progress. However the contractor left the work half done and the work was being carried out at the risk and cost of the defaulting contractor through another agency.
(9) Clearance area Sector B-1 and B-2 of Kamathipura.	<p>The sector B-1 of Kamathipura was completely cleared and the area was fenced. 30 tenements were proposed to be constructed on this site.</p> <p>The sector B-2 of Kamathipura was partly cleared and a few shopping tenants remained to be shifted for want of accommodation. The cleared portion of this area was fenced.</p> <p>It was proposed to develop sectors B-1 and B-2 simultaneously by constructing in all 92 tenements (inclusive of 30 tenements proposed to be constructed in Sector B-1) and 36 shops.</p> <p>Development of both the sectors was pending for want of alternative accommodation to the existing shopping tenants and necessary funds.</p>
(10) Clearance areas sectors C-1, D-1, N-1, and G-2 of Kamathipura.	All stages for acquiring the area under a C. A. O. were completed and Government was requested to appoint a S. L. A. O. The appointment of the S. L. A. O. was not made in spite of repeated requests and contacts made to Government authorities.
(11) Clearance area known as Match Factory Lane, Kurla:	The area had already been acquired and the possession taken on 27-10-1966. The development of this area was deferred for want of necessary funds. However the plans and estimates for the construction of 140 tenements on this site were under preparation.
(12) Jawahar Nagar, Khar Sector F.	<p>The C. A. O. in this case was forwarded to Government for confirmation on obtaining necessary sanction of the I. C. and Corporation.</p> <p>However some of the lands in the clearance area belonging to the Collector of Bombay and Central Excise the possession of which was to be obtained by negotiations with the respective Governments were not being handed over in spite of protracted correspondence and personal contacts.</p> <p>It was decided at Government level that the Corporation should clear the clearance area and hand over the same to M. H. B. for development.</p>
(13) Clearance area Sector A of Koliwada Colaba (A/Ward).	As the total cost for developing this sector was estimated at Rs. 92,17,056 as against the Government subsidy of Rs. 18,24,345 and there being a spill over of 103 residential and 62 other users, a proposal was submitted to the Corporation for sanction to drop this scheme at this stage only.
(14) Clearance area known as Kacharkhana Chawls at G. D. Ambekar Marg (F/ North Ward).	C. A. O. No. 15 of 24-8-1969 was made and published in the Government Gazette and local news papers simultaneously on 18-9-1969. Notices were served on the owners and the objections received were scrutinized and a proposal was sent to I. C. and Corporation for sanction to forward the C. A. O. to Government for confirmation.
(15) Kamathipura Sector C-2 clearance area.	The area was declared as a clearance area by the Corporation on 17-4-1969. A detailed survey of the buildings in this area was made and a proposal to the I. C. was submitted for sanction to authorise M. C. to prepare a C. A. O. Further steps in this matter were in progress.
(16) Clearance Area known as Telly Gully at Lalbaug.	The Corporation under their Resolution No. 147 of 17-4-1969 declared this area as a clearance area. However as the costs for implementing this scheme was exorbitant and as there was spill over of about 244 tenements a proposal was submitted to the Corporation to drop this scheme at this stage only.

For want of adequate alternative accommodation and necessary funds, no preliminary survey works of the area were to be declared as Clearance areas in the near future was undertaken and with the limited staff the progress of the schemes in hand was maintained.

B.—Municipal Slums

No. of Slums Cleared and development completed	No. of Slum under clearance and redevelopment in stages as on 31-3-1970
--	---

C.—Tenants under Government of India subsidised Slum Clearance Scheme.

No. of tenements sanctioned till 31-3-70	No. of tenements completed during the year	Total No. of tenements completed upto 31-3-70	No. of new tenements started during the year	No. of tenements in progress during the year	No. of tenements not started	Remarks
5,968	372	4,747	...	373	848	...

D.—Financial assistance from Government under subsidised slum clearance Schemes

Loan and subsidy received from the Government.

A.—Loan

	Rs.
Previously received	1,22,08,418
Received during the year under report	1,80,452
Total	1,23,88,870

B.—Subsidy

Previously received	1,45,82,587
Received during the year under report	1,15,808
Total	1,46,98,395

I.—(1) Municipal Materials Testing Laboratory

The following statements show the numbers of various samples tested in the Material Testing Laboratory at Worli during the year 1969-70 and the amounts of fees recovered on account of testing these materials for Departmental Works, Government works, Private works, etc.

STATEMENT No. 1

Nos. of Samples Tested

Particulars of Samples	NOS. OF SAMPLES TESTED			Total No.
	Departmental Works	Government Works	Private Works	
Concrete	3,012	2,919	3,048	8,979
Bricks	465	235	30	730
Cement	65	1	6	72

STATEMENT No. 2

Fees recovered on account of testing

Samples tested	FEES RECOVERED			Total
	Departmental Works	Government Works	Private Works	
	Rs.	Rs.	Rs.	Rs.
Concrete	391	12,604	25,334	38,329
Bricks	4,071	2,116	246	6,436
Cement	3,740	120	490	4,350
Total				49,115
		<i>Add for Misc. Tests</i>		<i>1,306</i>
		Total		50,421
Cost of testing concrete and cement samples tested free of cost (Not recovered)				9,326
Net cost of Works				59,747

II.—CONSTRUCTION BRANCH

(A) Building Construction

This Branch supervises the work of Building Construction after award of contracts by the Planning and Design Branch.

Particulars of Building Construction Activities during the year are given below :—

	COMPLETED WORKS		WORKS IN PROGRESS		Rs.
	Nos.	Total cost (Actual)	Nos.	Total cost (Estimated)	
(1) Building other than Housing]	... 16	1,10,52,426	11	2,29,18,237	
(2) Housing	... 5	88,18,427	12	2,48,21,450	
(3) School buildings	... 5	36,96,672	3	30,56,407	

The statement showing the work completed and works in progress appears in *Appendix No. 1*.

II (B) Roads Construction Branch

This Branch is in charge of

- (i) Preparing plans and estimates of Resurfacing of existing roads, construction of new roads, widening of roads and improving Private Streets in the City.
- (ii) Invitation of tenders and awarding contracts of road works.
- (iii) Supervision on road works and
- (iv) Invitation of tenders for the supply of Quarry Materials, Road metals, Bitumen, Filler powder, etc. and awarding contracts.

During this year 9 estimates for Resurfacing City roads with cement concrete, 2 estimates for Resurfacing roads with asphaltic concrete, 13 estimates for construction of new roads and 2 estimates for widening of roads were prepared.

21 tenders for roads works were invited and 18 were awarded to contractors for execution of the work.

26 tenders were invited for the supply of Quarry materials, Road metals, etc. for the year 1969-70 and were recommended after scrutiny and contracts awarded.

22 tenders for the supply of Road Metals, etc. for the year 1970-71 were invited and were under scrutiny.

During this year this Branch has completed the work of :—

- (1) Resurfacing 3 roads with asphaltic concrete.
- (2) Construction of new roads at 2 sites.
- (3) Adding setbacks to roads at 4 sites.
- (4) Improving 1 private Street.

The names of the roads are shown in *Appendix No. 2*.

At the end of the year the work of resurfacing 5 roads, construction of new roads at 6 sites and road widening at 6 places as shown in *Appendix No. 3* were in progress.

The expenditure incurred during the year is as shown below :—

	Rs.
(1) Road resurfacing work in asphaltic concrete and cement concrete ...	5,60,536.48
(2) Construction of new roads ...	8,95,644.70
(3) Road widening ...	6,63,821.48
(4) Improving private streets ...	1,11,775.73
(5) Construction of approaches to bridges ...	1,46,693.44
Total ...	23,78,471.83

II.—(C) Construction of sewers and S. W. Drains in the City

The progress of works of sewers and S. W. drains carried out through Contractors during the year under Review is as under :—

(i) Sewers

Serial No.	Particulars.	250 mm.	300 mm.	350 mm.	375 mm.	400 mm.	450 mm.	500 mm.	600 mm.	700 mm.	800 mm.
1	Total length of sewer of various sizes.	2,229 R.M.	1,069 R.M.	67 R.M.	248 R.M.	...	201 R.M.	310 R.M.	226 R.M.	...	108 R.M.
2	Total Nos. of Manhole provided on sewers.	668 Nos.
3	Total Nos. of vent shafts provided on sewers.	18 Nos.
4	Cost incurred on sewers	Rs. 9,89,223.00

(ii) S. W. Drains.

Serial No.	Particulars.	250 mm.	300 mm.	350 mm.	400 mm.	450 mm.	500 mm.	600 mm.	700 mm.
1	Total length of S. W. drains of various sizes	1,734 R.M.	312 R.M.	731 R.M.	180 R.M.	183 R.M.	294 R.M.	...	34 R.M.
2	Total Nos. of Manholes provided on S. W. drains	87 Nos.
3	Total Nos. of vent shafts provided on S. W. drains	28 Nos.
4	Total Nos. of W. E. provided on S. W. drains	149 Nos.
5	Cost incurred on S. W. drains	Rs. 8,92,985.00

Appendix Nos. 4 show the works completed and those in progress in City during the year under report.

(III) Statement showing Details of the work of Cleansing Main Sewers.

Month	Lenth of Main Sewer cleaned in		Silt removed in	
	R.	FT.	C.	Ft.
April 1969	...	1,365	...	8,295
May 1969
October 1969	...	1,845	...	6,855
November 1969	...	5,192	...	20,445
December 1969	...	8,645	...	19,865
January 1970	...	4,760	...	19,160
February 1970	...	4,495	...	20,565
March 1970	...	4,455	...	17,325
Total	...	30,757	...	1,12,510

II (D) PUMPING STATION AND PURIFICATION WORKS

(i) Colaba Purification Plant

The following are the units under the supervision of Sub-Engineer Colaba.

(a) Colaba Air Compressor Station and ejectors in the Southern Part of Bombay.

(b) Afghan Church Pumping Station.

(c) Colaba Purification Plant.

(i) The compressors and Seven ejectors worked satisfactorily during the year.

(b & c) Colaba Purification Plant and Afghan Church Pumping Station.

- (1) Complete alignment and regrouting work of Final settlement tank No. 1 was carried out in April 1969 by inviting sealed tenders from local firms.
- (2) In May 1969 and June 1969 respectively 38 C.M. C.I. rising main of the Afghan Church Pumping Station burst behind the bus stop of Afghan Church and in between the compound wall of pumping station and Afghan Church respectively. The defect was rectified by renewing 4 Nos. of pipes of the rising main. The line was put into commission within 4 days.
- (3) M. S. scrappers of Final settlement tank No. 1 were required to be replaced by new ones as the old ones were found corroded.
- (4) Plastering work of the cement concrete bottom of the common chamber of Final settlement tanks No. 1 & 2 was carried out by work-shop staff in November 1969.
- (5) Realignment of 38 C.M. seal chamber M. S. syphon pipe of final settlement tank No. 1 was carried out.
- (6) Complete overhauling of 38 C.M. sluice valve along with non-return valve on the discharge of 38 C.M. rising main in the compound of Afghan Church Pumping Station was carried out in January 1970.
- (7) Complete overhauling work of aeration Row No. 2 was carried out in September 1969.
- (8) Complete overhauling work of Agitation screw No. 2 on Secondary digestion tank was carried out in September 1969.
- (9) It was noticed that one pinion gear and Bevel gear of Aeration Row No. 2 had worn out. One new pinion gear was replaced to cone No. 4 of Aeration Row No. 2. Steps were being taken to keep at least 4 sets of pinion and Bevel gears on stock for immediate replacement as and when necessary.
- (10) New Brass spindle of 38 C.M. sluice valve on the delivery line from Afghan Church pumping station for C. P. plant was got manufactured in workshop and replaced in January 1970.
- (11) Syphon pipe assembly and the Vortex separator drum of the detritus unit were found worn out completely. New vortex separator drum was fixed in December 1969.
- (12) Necessary patches were given to the syphon pipe assembly. Steps were being taken to keep 2 sets of syphon pipe assembly and one vortex separator drum for immediate replacement as and when required.
- (13) Painting of the iron and steel material was undertaken at least twice in a year as there is lot of corrosion due to vicinity of Sea as well as presence of H₂S in the surroundings.

A statement showing the performance of Colaba Purification Plant during the year 1969-1970 is given at **Appendix No. 5.**

(II) LOVE GROVE PUMPING & PURIFICATION WORKS

Pumping Stations

1. *Pumping Station No. 1.*—The vertical sulzar pumps as well as vicker Gill pumps were operated during the year. The two vertical sulzar pumps were in operation for 4677 hours and 15 minutes and two Vicker Gill pumps for 3421 hours and 30 minutes during the administrative year. The pumping Station No. 1 pumped out 43559 million litres of sewage water directly to sea. 2462 cu. metres of silt and 125 cu. metres of screenings were removed from the sewage.

2. *Pumping Station No. 2.*—Three pumps at pumping station No. 2 were operated during the year. They worked for a total of 13,574 hours and 45 minutes and discharged 123421.62 million litres of sewage water. Prior to pumping 125.65 c. metres of screenings were removed from the sewage.

The work of replacement of bar screens provided for removing screenings before pumping was carried out during the year.

Sufficiently low levels of sewage were maintained during the night time in the fair season to facilitate the work of cleaning the main sewers.

Purification Works

1. *Detritus Plant.*—The detritus plant worked satisfactorily during the year. 1747.80 C. metres of silt and 382.05 Cu. metres of screening were removed.

2. *Treatment Plant.*—The work of repairing the revolving mechanism of primary settlement tank No. 1 was being carried out by Messrs. Hindustan Construction Co. Ltd., and the same was nearing completion. The primary settlement tank No. 2 worked satisfactorily during the year 6" and 9" dia. gas lines of digestion tanks No. 1-2 and 3-4 respectively were replaced during the year as the existing ones were completely choked up.

- (i) Total sewage treated—21150.17 Million litres.
- (ii) Raw sludge pumped into digestion tank— 95453.77×10^3 litres.
- (iii) Digested sludge removed— 6440.22×10^3 litres.
- (iv) Gas generation—260360.00 C. metres.
- (v) Sludge dried manure sold—1345.52 C. metres.

Flood Gates

Flood gates at Cleaveland Bunder, L. G. P. Stations and Dharavi worked satisfactorily during the year.

All the sewage Pumping and Compressor Station and Ejector worked satisfactory during the year.

The Pumping Station at Salt Pan which was being operated only "OFF and ON" was put into regular commission in June 1969 after obtaining the sanction for full staff.

The statement showing the total sewage Quantity pumped, Electrical energy consumed and cost of electrical energy consumed during the year is given in **Appendix No. 6**.

III.—DADAR PURIFICATION WORKS

Sewage Purification Works at Dadar functioned satisfactorily through out the year. Total quantity of sewage received for treatment at the plant during the year was 33,700 M. Lts. with an average of 92.43 M. Lts. per day as against 34,500 M. Lts. with an average of 96 M. Lts. per day during the year 1968-69. Out of 92.43 M. Lts. Sewage flow received per day for treatment approximately 30 M. Litres sewage flow received secondary treatment and the remaining 62.43 M. Litres sewage flow received only primary treatment.

Sewage Pumping Station.—During the current year, the sewage Pumping Station at Dadar located within the premises of the plant pumped 11,359 Million Litres sewage as against 11,211 M. Litres during 1968-69. *Appendix No. 7* shows salient features regarding operation and performance of Pumping Station.

Enclosed Forced Draft Filter No. 1.—11.35 M. Litres (2.5 M.G.D.) capacity. The filter worked fairly well throughout the year and turned out effluent having 18.8 p. p. m. B.O.D.

Filters No. 2 & 3.—19.08 M. Litres capacity each. The filters worked fairly well and turned out effluent having 60.90 p.p. M.B.O.D.

Sludge Digestion Tank

(A) *Digestion Tank No 1.*—The Digestion Tank worked satisfactorily throughout the year. The resulting digested sludge was free from odour and was dried on open sludge drying beds without causing nuisance. During the year 12,86,379 C.M. (4,54,69,200 C. ft.) gas was generated as a by product.

(B) *Digestion Tank No. 2.*—This Digestion Tank worked satisfactorily during the year and 9,17,175 C.M. (3,24,09,000 C. ft.) gas was generated.

Appendix No. 8 gives a statement of gas generated and utilisation as gaseous fuel for domestic and commercial purposes. The revenue realised from the sale of gas during the year amounted to Rs. 2,85,216.56 as against Rs. 2,83,783.00 realised during the year 1968-69.

During the current year 964.37 Brass of dried sludge manure was removed by the contractors. Out of this 618.63 Brass of manure was removed by Messrs. Maharashtra State Farming Corporation at Rs. 10 per Brass from March 1969 to June 1969 and 345.74 Brass by Messrs. Godavari Pravara Canal Sahakari Kharedi Vikri Sangh Ltd. at Rs. 15 per brass from November 1969 to February 1970. The total revenue realised by sale of manure amounted to Rs. 11,372.40.

During the current year the Laboratory examined the samples of different units of Dadar Plant. *Appendix No. 9* gives statistical and analytical data for the current year.

New Works

(1) *Renovation of Activated sludge plant including auxilliary works.*—The work of replacement of cones of four aeration rows with high intensity cones and other allied works, which was entrusted to Messrs. Hydraulic & General Engineers (Pvt.) Ltd., in October 1968 was completed and the units were put into commission in January 1970. Since then the units have been observed working quite satisfactorily, for giving secondary treatment to 18 M.L.D. (4 M.G.D.) settled sewage.

IV.—DHARAVI PURIFICATION PLANT

The performance of the plant was satisfactory through out the year. The sludge gas was supplied fairly continuously to all the consumers. During the months of July & August 1969 (rainy season), the supply of gas to some private consumers was stopped so as to provide continuous supply to L. T. M. G. Hospital, Sion. During the month of January 1970, the plant was put out of commission to enable construction work of additional treatment plant.

Screening Mechanism.

This unit worked satisfactorily.

Sewage Pumping Station.

All the pumps worked satisfactorily. The total sewage of 19788.75 M. Litres was pumped. Appendix No. 7 gives salient features regarding operation and performance of the pumping station.

Detritus Unit.

Both, the old and new detritus units worked satisfactorily through out the year.

Primary Settlement Tank.

The performance of this unit. Was fairing satisfactory. During July & August 1969, the unit was out of commission as the realignment of the rail of revolving bridge was undertaken.

R. C. Pumps and Filters.

These units worked satisfactorily.

Final Settlement Tank.

This Unit has worked satisfactorily through out the year.

Return Sludge Pumps.

Both pumps worked satisfactorily through out the year.

Sludge Pumps.

This unit worked satisfactorily. An additional pump was erected on 14th March 1970.

Digestion Tank and Gas Holder.

This unit worked satisfactorily.

Extension of Purification Plant.

The works in connection with installation of new units for additional treatment progressed fairly well and it was expected to be put into commission shortly.

Sludge Drying Beds.

Performance of the beds was satisfactory.

Gas Generation and Consumption.

During this year, the gas generation was fairly satisfactory. Total gas supplied during the year was 7893400 C. ft. The revenue from this gas was Rs. 42,120 Statistical data in respect of Sewage flow, gas utilisation, etc. is furnished below:—

Statistical Data for the year 1969-70.

(i) Total sewage flow pumped	43,975	m.g.d.
(ii) Grit Removed.	23895	C. ft.
(iii) Screenings Removed	17555	C. ft.
(iv) Sludge to Digestion Tank	13828000	Gals.
(v) Digested sludge on beds	731410	Gals.
(vi) Digested sludge to S. W. D.	96000	Gals.
(vii) Total Digested sludge removed (v) + (vi).	827410	Gals.
(viii) Total Electrical energy consumption	831724	KWT
(ix) Cost of electrical energy	Rs. 84,924.76	
(x) Gas used as gaseous fuel	78934	C. ft.
(xi) Revenue obtained from sale of gas including meter rent	Rs. 42,120.00	
(xii) Sludge manure sold during the year...	301.31	Brass
(xiii) Revenue realised from the sale of manure	Rs. 3,335.00	
(xiv) Total revenue realised = (xi) + (xiii)	Rs. 45,455.00	

III.—MAINTENANCE OF MUNICIPAL BUILDINGS AND ROADS

III—A—Municipal and Ex-Trust Properties

The total number of Municipal buildings and other properties in the City during the year ending 31st March 1970 was 7,676.

The work of maintenance is classified under the major heads (1) Normal Repairs (2) Special Repairs and (3) New Works. Normal Repairs include works of monsoon repairs. Special repairs cover the works which are likely to increase the life of buildings or structures whereas the works of additions and alterations to the buildings as also those of providing additional amenities fall under category of new works.

For the purpose of giving contract works of annual repairs, etc., the city was divided into 10 divisions. The contractors and the rates quoted were as shown below (Prevailing for the period from 1st October 1969 to 30th September 1970) :—

Division and Ward.	Name of the Contractor	Particulars.
(1) I-A1-A2	... Messrs. Vasudeo & Co.	... At par-the rates specified in the schedule.
(2) II-B	... Messrs. Reliable Construction Co.	... 6 per cent below the rates specified in the schedule.
(3) III-C1-C2	... Messrs. Vasudeo & Co.	... 3.25 per cent below the rates specified in the schedule.
(4) IV-D1-D2	... Messrs. Shah Bros.	... At par-the rates specified in the schedule.
(5) V-E1-E3	... Messrs. Vasudeo & Co.	... 10.25 per cent below the rates specified in the schedule.
(6) VI-E2	... Do.	... Do.
(7) VII-F1-F2	... Messrs. Hiranand Bros.	... 7.25 per cent below the rates specified in the schedule.
(8) VIII-F3-F4	... Messrs. Equator Const. Co.	... 5.30 per cent below the rates specified in the schedule.
(9) IX G1-G2	... Do.	... 6 per cent below the rates specified in the schedule.
(10) X-G3-G4	... Messrs. Krishna Const. Co.	... 4.75 per cent below the rates specified in the schedule.

Repairs to the school buildings under Budget 'E' were also carried out at a total expenditure of Rs. 2,94,721.89. Work orders amounting to Rs. 30,97,516.60 were issued to the petty works contractors for all the divisions.

III—B. Roads and Footpaths.

The total length of the roads in the City at the close of the year was 479.06 K.M.

An amount of Rs. 9,08,584.79 was spent on repairs to potholes and carriage way during the year and the total cost inclusive of general overhead and miscellaneous charges amounted to Rs. 30,40,122.10 and 1,22,622 sq. metres of different types of road surfaces were improved departmentally during the year as detailed below.

Mode of improvements.	Area in sq. metres.
(1) Sheet Asphalt	505
(2) Chip on Asphalt Roads	65,521
(3) Semi-grouting	14,080
(4) Surface dressing	28,730
(5) Asphalt concrete	13,786
Total	1,22,622

As usual, an amount of Rs. 2,30,880.00 was paid to the Bombay Port Trust for cleaning and repairing the Port Trust Wharves and Roads.

III—C Miscellaneous Works in connection with Roads and Footpaths

(a) *Road watering*.—An area of 3,44,126 sq. metres of roads was watered at suitable intervals during the dry season.

(b) *Street Name Boards*.—The existing street name boards were repaired and maintained and new boards were installed at total cost of Rs. 1,33,029.25.

(c) *Maintenance of Public Monuments*.—All the statues were periodically cleaned and maintained at a total cost of Rs. 2,041.94.

(d) *Widening of roads consequent upon the acquisition of setbacks*.—The cost of adding to roads the setback land acquired in different parts of the city inclusive of the cost of incidental works such as shifting of lamp posts, electric cables, etc., amounted to Rs. 5,04,748.08 for 5,370.28 sq. metres added.

(e) *Benches*.—354 Benches on roads and footpaths were maintained.

(f) 26 023 sq. ft. of guard railings were maintained during the year.

III-D Road Rollers

During the year there were 19 road rollers out of which 18 were diesel driven and 1 steam driven.

III-E Permits

(a) *Opening of roads and footpaths.*—During the year 5,668 permits were issued for excavation in roads and footpaths. The cost of reinstatement of disturbed surface was charged to the respective permit holders and the trenches were repaired at a total cost of Rs. 19,60,729.16. The total amount of road opening fees recovered was Rs. 29,788.71.

(b) *Occupation of Roads and footpaths.*—Action under Section 322(b) of the B. M. C. Act was taken to prevent the unauthorised occupation of roads and footpaths by dumping building materials. 467 notices were issued for contravening the provisions of the act. Fees were also recovered for the use of roads for stacking materials and putting up scaffoldings. The total amount collected under this heads was Rs. 62,499.97 from permit holders. In addition 455 permits were also issued for occupation of roads for erecting mandaps, plating chairs and benches etc., and the total amount realised therefrom was Rs. 15,042.98.

48 permissions for new bus shelters on roads and footpaths were granted.

III-F. Asphalt Plant and Crushers

The work of Asphaltting footpaths as approved by the Corporation was continued during the year and footpaths and roads covering an area of 73,388.90 sq. metres were asphalted at a cost of Rs. 3,71,203.95.

I.—Asphalt Plant

(a) The Municipal hot mix plant at Worli was in operation through out the year except during the monsoon from 8th August 1969 to 30th October 1969. The Pegson Plant worked for taking out Asphalt chip mixture and cold materials required to fill in the potholes in the City and Suburbs. The labour for running the asphalt Plant was engaged by the Department.

(b) The total area 1,67,585.00 sq. metres (exclusive of potholes area of 11,868.00 sq. metres) of roads and footpaths were repaired and renewed during the year as against 1,47,997.00 sq. yds. repaired and renewed during the previous year.

(c) Different roads admeasuring 505.00 sq. metres were repaired with 3" asphalt.

(d) Capital roads admeasuring 57,479.00 sq. metre were repaired by grit coats or chip coats. The seal coating was also done on miscellaneous roads measuring about 90,686.00 sq. metres.

(e) Footpath covering an area of 7,867.00 sq. metres were asphalted with seal coat.

(f) The hot mix plant worked for 293 days and remained closed for 72 days on account of rainy season, Sundays, Holidays and break down of plant.

The rate adopted for booking expenditure for different mode of construction were the same as for previous year. The total expenditure for renewing the road surface, the cost of which was chargeable to repair grant, amounted to Rs. 11,486.75.

The area of 57,479 sq. metres was repaired by providing 3/4" Asphalt premix carpet on grouted roads, 2,551 tests were carried out in the Asphalt Plant Laboratory on different Asphalt mixtures. The total No. of boxes turned out by the main and pegson plants were 28,188 and 4,873 boxes approximately.

Appendix No. 10 shows the details of Asphalt Plant production and Appendix No. 11 shows the summary of works carried out during 1969-70.

II.—Crushers at Worli

There were four crushers and one Granulator at Worli. On an average two crushers at Worli were in operation.

The total out put of crushers during the year was 3,164.00 brass as against 3,199.50 brass during the previous year. The work of crushing the rubble stones at both the crushers was carried out by departmental labour. Rubble at Worli was obtained through the contractors. The value of stock at hand at the end of the year was 11,031.92 at Worli Crushers.

Appendix No. 12 shows the Rubble crushed and metal production during the year 1969-70.

III-G. Public Street Lighting

Total number of electric lamps at the end of the year under report was 18,420 as against previous year 17,984.

The details of different types of lamps are as shown below—

Electric lamps with candle powers varying from 75 to 1,355.

Tungsten Filament	Mercury Vapour	Fluorescent	Traffic Directional	Total.
10,403	4,948	2,618	451	18,420

Besides 18,420 electric lamps, 14 policemen's Spot lights were maintained during the year. Also 12 lights along railway foot over-bridges at Chowpatty, Byculla and Dadar were maintained by this department.

The following statement shows the candle powers of lamps and energy consumed during the year under report:—

Type of lighting.	Candle power	Total consumption during the year.	Expenditure on lighting. Rs.
Electric	81,70,893	2,04,72,020 KWT.	86,89,997.83.

Additional expenditure was incurred on the following works :—

- (i) Erection of new lamps.
- (ii) Repairs and Maintenance.
- (iii) Works of improvement in street lighting.

As usual Rs. 31,000 were paid to the Bombay Port Trust on account of lighting charges on roads in their charges by adjustment with the amount due from them in respect of General Tax of the year under report.

The work of lighting and maintenance of street lamps was done through the Bombay Electric Supply and Transport Undertaking for electric lights.

The statues of late Pheroza Shah Mehta at Boribunder, late Vithalbai Patel and Lokmanya Tilak at Chowpatty, late Dr. Babasaheb Ambedkar at Band Stand and Hutatma Smarak at Hutatma Chowk were flood lit with electric lights throughout the year.

The lights on the following 5 roads were improved with Tungsten Filament lamps.

- (1) Bhandarwada Road.
- (2) Govindji Keny Road.
- (3) Flank Road (East).
- (4) Andhra Valley Labour Camp.
- (5) Jasmine Mill Lane.

The lights on the following 64 places were improved under 'All in Hire' Scheme with H. P. M. V. lamps of Fluorescent Lamp :—

- (1) Dr. Annie Beasant Road.
- (2) Worli Road No. 1.
- (3) Worli Naka.
- (4) Sewri Wadala Road No. 18.
- (5) J. J. Road.
- (6) Ebrahim Rahimtulla Road.
- (7) Mohamedalli Road.
- (8) Palton Road.
- (9) Dr. Dadabhai Naoroji Road.
- (10) Mahatma Gandhi Road.
- (11) Bhulabhai Desai Road.
- (12) (Peddar Road) Dr. Gopalrao Deshmukh Marg.
- (13) Nyayamurti Sitaram Patkar Marg (Hughes Road).
- (14) Dr. Babasaheb Ambedkar Road.
- (15) Veer Savarkar Marg.
- (16) Mahim Causeway.
- (17) Babulnath Road.
- (18) (Marine Drive) Netaji Subhash Road.
- (19) (Chowpatty Sea Face) Dr. N. A. Purandare Marg.
- (20) Lady Jamshedji Road.
- (21) Erskine Road.
- (22) Madam Cama Road.
- (23) Veer Nariman Road.
- (24) (Queens Road) Maharshi Karve Road.
- (25) (Nepean Sea Road) Laxmibai Jagmohandas Marg.
- (26) Tilak Bridge.
- (27) Old Prabhadevi Road.
- (28) Gokhale Road (South and North).
- (29) N. M. Joshi Marg.
- (30) (Love Grove Road) Dr. Annie Besant Road.
- (31) (Ripon Road) Maulana Azad Road.
- (32) (Lamington Road), Dr. Dadasaheb Bhadkamkar Marg.
- (33) (Duncan Road) Maulana Azad Road.
- (34) C. P. Tank Road.
- (35) Jamshedji Tata Road.
- (36) Esplanade Band Stand.
- (37) Kalbadevi Road.
- (38) (Princess Street) Shamaldas Gandhi Marg.
- (39) (Bellesis Road) Jehangir Boman Behram Marg.
- (40) Globe Mill Passage.
- (41) (Haines Road) Dr. E. Moses Road.
- (42) Clare Road.
- (43) Byculla Bridge.

- (44) Reay Road.
- (45) Worli Road No. 13.
- (46) Jakeria Bunder Road.
- (47) Sayani Road.
- (48) Sewri Wadala Road No. 23.
- (49) Tilak Road.
- (50) Bhawani Shankar Road.
- (51) P. D'Mello Road.
- (52) (Grant Road) Maulana Shaukatalli Marg.
- (53) Babula Tank Road.
- (54) Mazagaon Road.
- (55) Kenedy Bridge.
- (56) Co-operage Road.
- (57) Orminstone Road.
- (58) Ranade Road.
- (59) (Hornby Vellard) Haji Ali Junction.
- (60) (Jacob Circle) Shri Gadge Maharaj Chowk.
- (61) Sane Guruji Marg.
- (62) Currey Road.
- (63) Elphinstone Road.
- (64) Wadala Station Road.

New Tungsten Filament lamps were provided on following 5 roads during the year under report.

- (1) Azad Nagar, Off : Shri Rafi Ahmed Kidwai Road.
- (2) Sophia College Lane.
- (3) Worli Sluice Gate.
- (4) Subhash Nagar Lane, Off : N. M. Joshi Marg.
- (5) Rasul Jiwa Compound Lane.

2nd October Colony roads were provided with Tungsten Filament lamps under Slum Improvement Programme.

Following 8 junctions were provided with the traffic directional bollards :

- (1) Raveline Street and M. G. Road.
- (2) M. S. Road and Hospital Lane.
- (3) Kalbadevi Road and (Dhobi Talao Krantiveer Vasudeo Balvant Phadke Chowk).
- (4) (Girgaum Road and Dhobi Talao) Jagannath Shankar Seth Marg and Krantiveer Vasudeo Balvant Phadke Chowk.
- (5) Kika Street and C. P. Tank Road.
- (6) R. S. Nimkar Marg (Foras Road) and S. V. P. Road.
- (7) Tardec T. T.
- (9) Bhulabhai Desai Road and Pedder Road. (Dr. Gopalrao Deshmukh Marg).

III-H—Traffic

The work of providing and fixing R. C. C. Railings in the City was carried out at the following places :—

- (1) Khodadad Circle (Dadar T. T.).
- (2) Bhulabhai Desai Road junction Dr. Gopalrao Deshmukh Marg.
- (3) Dr. Babasaheb Ambedkar Road junction Naigaum Cross Road (Dadar Fire Brigade).
- (4) Jamshedji Jijibhai Road junction, (Nesbit Bridge).
- (5) Maulana Shaukatalli Road junction Raja Rammohan Roy Road and Balaram Street.
- (6) Mohamedalli Road junction Ebrahim Rahimtulla Road (Mandvi Post Office).
- (7) Mohamedali Road junction Ibrahim Mohamed Marachant Road (Pydhuny Junction).
- (8) Mohamedali Road junction Yusuf Meherali Road.
- (9) Walchand Hirachand Marg junction, (P. D'Mello Road).
- (10) Dr. D. N. Road junction P. M. Road and Nepier Road.
- (11) Hospital Lane Car park.
- (12) Shahid Bhagatsing Road junction Orminstone Road.
- (13) Nana's Chowk.

The new islands, channelising and refuse islands and Central dividers have been constructed during the year under report at the following inter-Sections.

Central Divider

- (1) Central Divider at Dr. E. Moses Road.
- (2) Central Divider at Mahalaxmi Bridge (North and South).
- (3) Central Divider at V. T. (Signals).

Traffic Islands

- (1) Senapati Bapat Marg junction Mori Road, (channalised).
- (2) Senapati Bapat Marg junction Sitaladevi Temple Road (Channelised).
- (3) Senapati Bapat Marg junction, Takandas Kataria Marg (Lady Hardinge Road), Matunga.
- (4) Construction of Channalisers at the junction of Dr. D. N. Road junction, Raveline Street.
- (5) Traffic islands at Ibrahim Rahimtulla Road junction Mohamedali Road near Mandvi Post Office.

Traffic Improvements and remodelling of laying outs were undertaken at the following locations.

- (1) Senapati Bapat Marg junction, Mia Mohamed Chhotani Road.
- (2) Traffic islands at Mahalaxmi Bridge.
- (3) Traffic islands at Mahatma Gandhi Road junction, Mayo Road and Nepier Road, Queens Queen Statue junction.

Car Park

2 Pay car parks were installed at the Oval, Mayo Road and at Hospital Lane, Dhobi Talao during the year 1969-70.

Removal of obstruction from road

489 vehicles were removed to the Municipal Custody as they were causing obstruction to the traffic.

Road Marking

The work of painting pedestrian crossing central lines, traffic lanes etc., was carried out during the year under report.

Road Excavation Permits

The cases for granting permissions to open newly surfaced roads were examined and permissions granted if found necessary.

Appendix No. 13 shows the roads on which regular lines were proposed or prescribed or revised in the City.

Traffic Signals

Traffic signals have been installed and put into commission at the following places during 1969-70.

Serial No.	Year	Location.	Cost of equipment and installation	Amount received from the Government.
			Rs.	Rs. 12,69,661.25
1	1969-70	Veer Savarkar Road	51,564.81	(Total amount received
2		Mahalaxmi Temple	43,108.19	Rs. 14,29,275 in-
3		Fort Street	48,976.47	cluding the amount
4		Worli Naka.	15,749.27	for guard railings.)
5		Hararwala School	19,775.49	
6		Prarthana Samaj	50,250.27	
7		V. P. Road	43,413.04	
8		Parel T. T.	83,962.35	
9		Victoria Road	47,879.59	
10		Dr. Annie Besant Road Mid. 1		
11		do. Mid. 2		
12		do. Mid. 3	12,592.37	
13		do. Mid. 4		
14		do. Mid. 5		
15		Nesbit Road.	82,656.82	

III-I—Improvement of Private Streets

1. Private Street Section was in charge of the Dy. City Engineer Roads. In order to achieve uniformity in actions against frontagers of private streets in the City as well as in the Suburbs and Extended Suburbs, the action work of private streets in suburbs and extended Suburbs, was entrusted to the City Section, during the year under report.

2. Action under Section 305 of the Act was taken in case of private streets in sanctioned layout.

3. The details of action for the improvement of private streets at 3 localities in city are given in *Appendix No. 14*.

4. Government passages were not taken over for the improvement and maintenance during the year under report.

5. Improvement work of the two private streets (i) Private Street from Dr. E. Moses Road (Haines Road) to Stores Depot of Western Railway, (ii) Private Street off Dr. S. S. Rao Road (Government Gate Road) leading to Rajkamal Studio were completed, as shown in *Appendix No. 15* and the accounts were to be verified by the Chief Accountant. Both the streets were improved at the cost of the frontagers, without resorting to action under Section 305 of the Bombay Municipal Corporation Act.

6. Notices under Section 305 of the Bombay Municipal Corporation Act were served against the owners of the premises fronting or adjoining 4 private streets (1) Private Streets in Tokersey Jiwraj Adda Off: Tokersey Jiwraj Road, Sewree; (2) Private Streets in Sunderjee Ladhharwadi, Sewree; (3) Private Street near Strand Cinema, (4) Private Streets in Nawanagar Off: Dockyard Road and the works were proposed to be carried out under Section 489 of the Act. The work in respect of (i) Private Street between Kakadwadi and V. P. Road and (ii) Private Street, Off: Bhulabhaj Desai Road leading to Dhakleshwar Temple was in progress. (Details are at *Appendix No. 16*).

7. The work of improvement of passage in private holding was not undertaken during year under reference.

8. Recoveries in respect of improvement of private streets including deposits, interest etc. from the frontagers of the streets, in city, for the works carried out in the past and proposed to be carried out, amounted to Rs. 85,610.37 during the year under report, as against Rs. 72,292.79 during the previous year. Recoveries were affected during the last 5 years as actions under Section 305 and 377 (1-A) of the B. M. C. Act were not started in all cases of private streets in view of C. R. No. 1297 dated 10th January 1963. Action under the above two sections particularly under Section 305 of the Act was restricted to private streets in sanctioned layout.

9. Action to recover the Municipal Claim (expenses) under Section 492 of the B. M. C. Act was taken against the occupiers of the premises in Zaoba's oart, in 4 cases.

No occasion arose to declare the expenses incurred by the Corporation, as Improvement expenses under Section 494 of the Act.

10. New references under Section 503 of the Act were not filed before the Chief Justice of the Small Causes Court, during the year under report.

11. Leave to appeal to supreme court was applied for in cases of six Municipal References, dismissed by the Divisional Bench of the High Court as shown in *Appendix No. 17*.

12. No private street was declared public during the year under report.

IV.—MAINTENANCE OF DRAINS AND SEWERS.

The work consists of (i) Cleansing and Maintenance of all underground sewers and storm water drains and open channels (ii) Making street connections from the drainage system of properties to sewers and storm water drains.

The work of systematic cleansing of common house drains and pipes sewers in private properties was done as detailed in the table given below :—

	Length cleaned in metres	Silt Removed in Tones
(1) House Drains	15,01,176.85	15,056
(2) Pipe Sewers	4,26,220.38	6,640

Repairs to manholes and grating of water entrances :—

The statement below shows the details of the work done :—

	Total No.	Total Cost.
(1) Repairs to manholes	110	Rs. 12,233.33
(2) Replacement of gratings	3412	Rs. 1,14,501.50
(3) Removal of vent shafts	2	Rs. 903.95

Street Connection.—During the year 71 street connections of the buildings were made to sewers.

Requisition in respect of house drains.—4,907 Requisitions under various sections of the act were issued against house owners for rectifying drainage defects.

Subvention Schemes.—The progress made on subvention scheme in the city is detailed below :—

Privies in Private Buildings.

(a) No. of privies converted into W.Cs.	16 Nos
(b) No. of privies on which the work was still in progress	8 Nos.
(c) Fresh notices issued	4 Nos.

Privies in Municipal Building.

(a) Estimates were prepared for connecting cesspools of 54 Nos. of seats.

(b) Direct drainage connections were made after dismantling the existing septic tanks for A. L. Home Wadala.

V.—PRIVATE BUILDINGS CONSTRUCTIONS (CITY)

Buildin proposals.—1,011 Proposals were received during the year. Out of these 326 were under Section 337 of the B. M. C. Act for construction of new buildings and 685 proposals under Section 342 of the said act for additions and alterations to the existing buildings. The corresponding figures of the proposals under the above sections of the Act for the previous year were 334 and 748 respectively.

New buildings.—The position of residential tenements constructed by different agencies (other than Municipal) was as under:—

Agencies	No. of proposals
(a) Private enterprises	73
(b) Co-operatives Societies	20
(c) Employers for their employees	8

The number of proposals for non-residential buildings received during the year under report was 83.

Building Collapsed.—107 Buildings or portions thereof collapsed during the year as against 143 buildings during the previous year. 28 Persons were injured and 10 were killed as a result of these collapses. The estimated damage to property was Rs. 4,73,130.00.

Actions under relevant sections of the Municipal Act 6694.—Notice were issued during the year under different sections of the Municipal Act 174. Notices were complied with during the year and 2910 were still pending compliance at the close of the year.

Removal of unsafe Buildings 16.—Unsafe buildings or portions were removed departmentally under Section 439 of the Act as against 153 removed in the previous year. The following table shows comparative figures for the two years:—

	1968-69	1969-70
(1) No. of actions taken departmentally	Nos. 276	Nos. 215
(2) Expenditure incurred	Rs. 88,410.29	2,05,291.49
(3) Irrecoverable expenditure	Rs. 953.29	Nil

Authorities granted under section 499 of the Act.—53 authorities were granted under Section 499 of the Act to carry out repairs to buildings. The No. of tenants took advantage of the same was 1,574.

Unauthorised structures.—During the year 1574 unauthorised structures were detected in the city. In addition 862 cases of previous year were pending disposal. Unauthorised works in 323 cases were reported by parties themselves while in 28 cases the unauthorised works were removed departmentally under Section 352-A of the Act.

Complaints from the public.—69,040 complaints were received from the public during the year as against 35,076 complaints during the last year. Out of these 68,472 complaints were looked into and disposed of at the close of the year.

VI.—MECHANICAL BRANCH

Municipal Workshops

During the year under review, the Municipal Workshops received 3939 fresh jobs. Total number of jobs completed during the year was 3,437. The total expenditure on the departmental works amounted to Rs. 9,83,518 as against Rs. 7,32,744 in the previous year. The upkeep and overhead charges amounted to Rs. 1,63,406/- which worked out to 17 per cent. of that incurred on labour and store. The labour strength during the year was 440 and there were 295 working days during the year.

In the machine shop, besides day-to-day maintenance and repair works, various types of other works such as manufacture of a number of impellers, repairs to pump casings, complete overhauling of large sized sewage pumps, booster pumps, repairs to steel furniture of municipal hospitals, were carried out. In addition to this, a number of types of special brass studs, brass spindles for sluice valves were manufactured. Also testing of chain pulley blocks of other departments was done in the machine shop.

In the boiler shop, the manufacture of Refuse Bins for Conservancy Branch was the major job carried out throughout the year. The Refuse Bins were fabricated out of old Asphalt drums. In addition to this a number of steel hand carts, wheel barrows, storage tanks, wind screens were fabricated for the use of various municipal departments. Also work of repairs to shrouding of large sized pumps, repairs to screening, hot drums and road roller wheels of Asphalt Plant was carried out.

In the carpentry shop, in addition to the usual works of repairs and polishing to chairs, tables, etc. the work of manufacturing of new pigeon hole cupboards, wooden counters, Dressing tables, special types of cabinets, was carried out. Also wooden hand carts and spare wheels for road department and wheel barrows required for conservancy department were manufactured and supplied.

In the foundry shop besides normal production of ferrous and non-ferrous articles, casting of special types such as Pump casings, Impellers, wearing plates, bearing housing and special types of hubs were manufactured. Scheduled castings required by C. S. were also supplied. C. I. covers for water meters as required by the water works were also supplied.

In the paint shop, besides the day-to-day work of painting of name boards for various municipal departments, the work of painting municipal vehicles, hospital steel furniture, wooden hand carts and wheel barrows was carried out.

MUNICIPAL FOUNDRY

During the year 1969-70, both the cupolas and pitfurnaces worked regularly.

In the year, about 322 jobs from our workshop and other departments were received for supplying different kinds of castings, and 8 work-orders from C. S. for the supply of 800 Nos. of C. I. manholes complete.

Out of 322 jobs received during the year, this section had completed nearly 276 jobs, 788 Nos. of C. I. manholes complete were supplied to C. S.

The rates for different types of castings were sanctioned by M. C. for the year 1969-70 depending upon the cost of raw-materials and labour cost as the foundry is working on "Suspense Account" basis.

The details of the total output during the year under report alongwith sanctioned rates are given in the Appendix No. 18.

Many intricate and special type of castings ferrous and non-ferrous, were manufactured like Dust-box for H. E., suction pipe and cover for this branch and different types of impellers

The quality and soundness of the product was upto the mark. Our rates also compared more favourably with those in the market.

DESIGN SECTION

This section carries out the work of preparing estimates for all types of Mechanical works of this department. It prepares Drawings, Blue Prints and specifications for machinery, furniture and other mechanical equipments for various departments. It invites tenders and sealed quotations for all type of mechanical jobs. It also executes all out-door mechanical jobs.

The following important items were carried out during the year under report :-

1. Drawings, estimates, and specifications were drawn for following works :-

(A) Replacing the existing chimney of disinfectant boiler of G. T. B. Hospital.

(B) Providing one 5 ton capacity weighing machine in V. J. B. Udyan.

(C) Various wooden and steel furniture for various departments.

(D) Purchasing 7½, 5 and 2 ton capacity chain pulley blocks.

(E) Work of oven backed spray painting of steel furniture at G. T. B. Hospital.

(F) Repolishing of wooden furniture at various Municipal institutions.

(G) Providing centralised steam plant at K. E. M. Hospital.

(H) Manufacturing and supplying bottomless refuse dust bins in City, Suburbs and Extended Suburbs.

(I) Providing Four pen stocks at Colaba Purification Plant.

(J) Manufacturing and supplying brass badges for Dhobighat.

(K) Shifting of a travelling gantry at Municipal Foundry, R. S. Nimkar Marg.

(L) Fabricating three M. S. Chairs for pumps at Mahim and Matunga Pumping Station.

(M) Constructing one rat-incinerator at K. Hospital.

2. The following important jobs were carried out departmentally :-

(A) Installed one water pumping set at Nair Hospital Annexe Building.

(B) Completely removed four hundred feet high chimney at Municipal Power Laundry, Sewree.

(C) Removed completely two spiral stair cases at Agridada Chawls.

(D) Erection of 'Faraday Cage' at K. E. M. Hospital (This work was in progress at end of the year).

(E) Provided M. S. Angle-railing at Old Dadar Market.

(F) Provided and fixed one Flag pole at Fort Fire Brigade Station.

(G) Extended one counter at C. A. 's Office.

(H) Removed part of hundred feet high chimney at G. T. B. Hospital.

(I) Repaired flood gate at Malavani Creek.

(J) Repaired one flood gate at Cleaveland Bunder.

(K) Provided and fixed one gate at L. G. P., Worli.

(L) Overhauled twenty-five H. P. Pump of filtration Plant at M. G. M. Q. Swimming Pool, Dadar.

(M) Repaired various steel and wooden furniture at various Municipal institutions.

(N) Repaired about 172 water storage tanks.

(O) Repaired various collapsible doors, rolling shutters, water pumping sets, railings, chimneys, Gymnasium apparatus, etc., at various Municipal institutions.

This year 16 tenders including sealed quotations were invited, and 167 Estimates amounting to Rs. 5,63,210 were submitted 65 new drawings were prepared, 81 retracings were done, 51 Sketches were drawn, About 1000 blue prints of drawings were prepared. This year 982 out door mechanical jobs were carried out at a total cost of Rs. 2,60,000.

MUNICIPAL POWER LAUNDRY

Municipal Power Laundry rendered washing services to the following institutions of the Corporation.

- | | |
|--|---|
| <p>(1) K. E. M. Hospital.
 (2) L. T. M. G. Hospital, Sion.
 (3) B. Y. L. Nair Hospital.
 (4) C. T. B. Hospital.
 (5) Kasturba Hospital.
 (6) E. N. T. Hospital.
 (7) R. D. T. B. Hospital.</p> | <p>(8) Bhajekar Hospital.
 (9) Bellasis Road Maternity Home and V. D. Clinic.
 (10) Naigaum Maternity Home.
 (11) Prabhadevi Maternity Home.
 (12) Victoria Road Maternity Home.
 (13) Kamathipura Maternity Home.
 (14) All the Hospitals and Maternity Homes at Bandra, Kurla, Rajawadi, Ghatkopar, Kherwadi and Chembur.</p> |
|--|---|

The rate of washing was fixed at Rs. 25 per 100 pieces of linen. The total number of linen washed during the year under report was 38,03,059. To augment the capacity of Municipal Power Laundry, the work of installing two additional washing machines and one hydroextractor was entrusted to the contractors Messrs. R. Dilip & Co. The other work of remodelling steam supply system to washing and drying sections at Municipal Power Laundry was entrusted to Messrs. Shah Industries. Both the works were in progress.

Washing of hospital linen through Municipal Power Laundry was extended to all Municipal Hospitals and Maternity Homes in City, Suburbs and Extended Suburbs from 1st March 1970 by discontinuing washing of linen through private agency.

Electrical Branch

During the year under report the various sections have carried out the works as mentioned below :-

1. *Planning and Design Section.*— This section deals with the preparation of estimates and invitation of tenders for electrical works in the newly constructed buildings under Loan Works in the City and Suburbs, such as Tenements, Schools, Hospitals, Markets, Ward Offices, Cemeteries, Staff Quarters, etc.

Works in the City

- (i) In all 27 estimates amounting to Rs. 18,86,068.00 were prepared.
- (ii) 11 Draft tenders for various works prepared.
- (iii) 9 tenders were advertised and 12 tenders amounting to Rs. 9,02,812 were recommended for acceptance including 3 from the previous year.

2. *Building Construction (City, Section).*— This section deals with execution of works in the City in respect of contracts finalised by the Planning and Design section.

This section also deals with the works of erection of sub-station, laying of cables and connection of meters through the B. E. S. & T. Undertaking.

There were 18 works amounting to Rs. 14,89,345.00 completed during the year and 19 works amounting to Rs. 19,08,123.00 in progress.

The details of these works are given in the accompanying *Statement 'A'*.

Lease Agreements for 4 sites for establishing Transforming Sub-stations were finalised and sites handed over to the B. E. S. S T. Undertaking.

3. *Air-Conditioning and Refrigeration Section.*— This section deals with the planning and designing as well as execution of new air-conditioning and refrigeration works such as central air-conditioning plants, packaged Air-conditioning Plants, Mortuary Plants, Cold Storages, Water Coolers, Walk-in-Coolers, Refrigerators, Deep Freezers, improvement of ventilation, etc. and also repairs and maintenance of the existing similar equipment in Hospitals, Medical Institutions Maternity Homes, Dispensaries, Markets, Schools, Offices etc. throughout Greater Bombay.

The details of the existing refrigeration and air-conditioning plants and equipments are as under :-

(1) Central Air-conditioning Plant	...	1. (25 tons) for the Corporation Hall
(2) Packaged Air-Conditioning Units	...	66
(3) Cold Storage Plants	...	1. (35 tons) at M. J. P. Market.
(4) Cold Mortuary Plants	...	15
(5) Window Air-Conditioners	...	82
(6) Water Coolers	...	163
(7) Refrigerators	...	225
(8) Deep Freezers	...	28
(9) Walk-in-Coolers	...	4

There were 35 estimates amounting to Rs. 28,37,780 prepared, 7 Draft tenders prepared and 5 tenders and 8 quotations amounting to Rs. 13,18,976.00 recommended for acceptance for new works.

There were 12 repairs works and 4 servicing contracts executed.

The details of these works are given in the accompanying *statement 'B'*.

The major work commenced during the year was the installation of 120 Ton Capacity central air-conditioning plant for the operation Theatres and the X-Ray Rooms in the new building of the B. Y. L. Nair Charitable Hospital costing about Rs. 6 lakhs.

4. *Plant & Machinery Section.* This section deals with the maintenance, additions and alterations in the electrical installations and providing water pumping sets in Hospitals, Medical Colleges, Medical Staff Quarters, Sewage Pumping and Compressor Stations, Purification Plants, Municipal Workshops, Power Laundry, Asphalt Plant, Cold Storage Plant, Electric Crematorium, etc., departmentally as well as through contractors.

This section also carries out rewiring works and new electrification works, in municipal properties departmentally.

This section further deals with repair and maintenance of electrical machinery and equipment of all the municipal departments, departmentally as well as through contractors.

This section also carries out joint scrutiny of annual tenders invited by C. S. for purchase of electrical materials on stores schedules.

This section also looks after the repairs and maintenance of electric lifts in all the municipal buildings in the City, including attending to periodical inspection of lifts installations by the Government authorities.

This section also scrutinizes the proposals initiated by other departments, for purchase, repairs, servicing and maintenance and scrapping of electrical plant and machinery.

There were 692 work orders received from various department, 46 estimates amounting to Rs. 4,89,899 prepared 671 jobs amounting to Rs. 1,29,471 carried out departmentally and 108 jobs amounting to Rs. 3,02,735 were carried out through petty works electrical contractors.

There were 23 quotations amounting to Rs. 3,01,881 invited for major electrical works and 39 quotations amounting to Rs. 89,464 for purchase of electrical equipment and materials. In addition there were 92 quotations amounting to Rs. 23,000 invited for petty works and 167 quotations amounting to Rs. 41,750 for petty purchase of electrical materials required for carrying out departmental works.

The details of the above works are given in the accompanying *Statement 'C'*.

There were 2 lease agreements finalised for sites for establishing Transforming Sub-Stations and the sites were handed over to the B. E. S. & T. Undertaking.

5. *Ward Maintenance Section.*—This section deals with the routine and preventive maintenance of electrical installations, water pumping sets, rewiring works, additions and alterations in the existing electrical installations and providing new water pumping sets in the Municipal buildings in the 9 City Wards, A to G/ North, such as B. I. T. Chawls, Conservancy Department Chawls, Staff Quarters, Schools, Markets, Maternity Homes and Dispensaries, Welfare Centres, Cemeteries, Gardens, P. S. Cs. open Air-Theatre, Birla Kreedha Kendra, Ward Offices, Industrial Estates, etc.

This section also grants permission for separate electric meters for the stall holders in Municipal Markets. There were about 50 permissions granted during the year.

This section also deals with shifting of electric services coming in the way of road widening works.

There were 93 estimates amounting to Rs. 9,45,573 prepared, 6 tenders and 13 quotations invited for various works and purchase of materials amounting to Rs. 1,47,726.

The details of these works are given in the accompanying *statement 'D'*.

One lease agreement for the site for establishing a Transforming Sub-Station was finalised.

There were no major break-downs and accidents in any of the electrical installations during the year.

STATEMENT 'A'

BUILDING CONSTRUCTION (CITY) ELECTRICAL SECTION

Serial No.	Description of works	No. of work. completed	Total cost	No. of works in progress	Total cost.
			Rs.		Rs.
Electrification of and Providing Water Pumping Sets at—					
1	Residential Building	6	1,85,835	2	1,90,352
2	Schools	3	78,956	3	78,071
3	Hospitals & Maternity Homes	4	7,29,093	2	2,71,049
4	Ward Offices	1	61,364	1	85,629
5	Market	1	70,457	1	2,44,363
6	Rat Incinerator	1	5,838
7	Supply and installation of electric lifts at Hospital & office Building...	3	3,62,630	9	10,32,771
		18	14,89,345	19	19,08,123

STATEMENT 'B'
REFRIGERATION SECTION
(City and Suburbs)

Serial No.	Nature of Proposals	No. of estimates prepared	Amount		No. of Draft Tender sent	No. of Tender advertised	No. of Tenders Quotations Recommended		Amount		No. of works executed	Amount.		
			Rs.	P.			Tender	Quotation	Rs.	P.		Rs.	P.	
LOAN WORKS														
1	Purchase of New equipment	35	28,37,779.75		7	5	5	...	12,10,000.00...		7	1,70,718.34		
REVENUE WORKS														
1	Purchase of New A. C. Units	8	1,08,976.00		8	1,08,976.00		
2	Purchase of materials	1	1,854.00		1	1,854.00		
3	Repairs works	12	12,595.00		12	12,595.00		
4	Annual servicing Maintenance	4	6,163.00		4	6,163.00		
TOTAL		35	28,37,779.75		7	5	5	25	13,39,588.00		32	3,00,306.34		

STATEMENT 'C'
PLANT AND MACHINERY SECTION

Serial No.	Nature of the work	No. of work-orders received	No. of estimates prepared	Total Cost		No. of jobs executed departmentally.	Total cost quotations invited		No. of petty enquiries	Total cost.	
				Rs.	P.		Rs.	P.		Rs.	P.
1	Electrification	298	32	2,32,153		298	98,362	1	1,175
2	Providing Water pumping sets	7	3	14,450		9	1,416	7	22,146
3	Providing Air-circulators, Pedestal fans ceiling fans, Exhaust fans, etc.	9	9	20,997		9	35,572
4	Repairs and rewinding of electrical motors, ceiling fans and other electrical appliances	364		364	29,693	12	8,984	92	23,000
5	Purchase of electrical material for departmental jobs	23	18	28,761	167	41,750
6	Purchase of electrical fittings, and articles etc.	12	25,131
7	Providing Loud speaking arrangement...	...	1	9,676	
8	Providing R. A. X. Unit for Inter-com system	...	1	2,12,623		2	2,66,976
9	Servicing and Maintenance of lifts	1	2,600
TOTAL		692	46	4,89,899		671	1,29,471	62	3,91,345	259	64,750

STATEMENT 'D'
WARD MAINTENANCE SECTION

Serial No.	Place of work	No. of estimates prepared for			Total cost	No. of quotations/Tenders invited for					Total cost.
		Electrification	Providing Water Pumping sets	Providing ceiling fans exhaust fans		Electrification	Providing Water Pumping sets	Purchase ceiling fans exhaust fans Table fans, etc.	Providing public Allross system	Purchase of materials	
1	Chawls & Quarters	21	11	1	5,32,634	4	5	1	1,25,807
2	Schools	10	4	3	1,10,299
3	Markets	5	1	...	21,633
4	Maternity Homes & Clinics	2	3	4	28,382	1	700
5	Offices	2	1	4	17,658
6	Comptaries	4	...	1	31,996	1	2,296
7	Gardens	6	2	...	1,39,362
8	Hostels	1	8,723
9	Fire Brigade Station	...	2	...	10,927	...	3	12,084
10	Garages, Depots Stores, Yards, etc.	2	1	...	14,842	1	2,864
11	P. S. Cs.	1	425
12	Dhobi Ghat	1	12,226
13	Street Lights	3	11,456
14	Public Functions	2	6,000	2	1	3,975
TOTAL		60	25	13	9,46,573	7	8	...	1	3	1,47,726

VII — TRANSPORT BRANCH

The Transport Branch is entrusted with the maintenance and operation of vehicles for all Municipal Departments for rendering several obligatory and discretionary civic services. It has 226 vehicles and 288 Trailors in the City proper. This number consists of various types and makes of vehicles. To improve the working of Transport Section, a number of measures were initiated in the year under review. The policy of standardisation was pursued to cover all types of vehicles viz., heavy duty transport vehicles, medium size vehicles, pick ups including Ambulances and Hearses and personnel carriers. The new vehicles were purchased as under:—

1. T. B. M.: Heavy duty 5 to 8 ton : 33 Nos. capacity.
2. Hearses : 5 Nos.
3. Cattle Vans : 3 Nos.

Side by side with the standardisation and the purchase of new vehicles, a programme of scrapping the old and un-reliable vehicles was taken up. As many as 35 vehicles and 39 Trailors were scrapped and sold by inviting sealed offers.

As one of the measures for improvement, the work of purchase of spares was Controlled centrally from main transport store at Foras Road. The Suburban Transport Section would gradually be drawing all its requirements from this Store. This was expected to lead to better control on the expenditure and utilisation of spares and other stores.

The vehicles in the City were garaged at different places as shown below :

- | | | |
|---|---|--|
| <ol style="list-style-type: none"> (1) E/ Ward Garage, Agripada. (2) D/ Ward Garage, Annesely Road. (3) G/North Garage, Dadar. (4) Prabhadevi Garage at the Junction of Gokhale Road and N. M. Joshi Marg. (5) Ambulance Garage, Sane Guruji Rd. | } | <p>Refuse vehicles.</p> <p>Refuse as well as Transport vehicles. For infectious diseases ambulances and hearses V. I. P. cars School Clinic bus etc. For meat vans, offals and other vehicles.</p> |
| <ol style="list-style-type: none"> (6) Municipal Workshop at Foras Road. | | |

Preventive maintenance of all these vehicles was organised with a view to reduce the number of break downs and the hold over periods in garages. A systematic Scheme for painting of these vehicles was also introduced. These and other measures helped to improve the operating efficiency of the transport branch from approximately 80% to 86% and above.

Servicing and battery charging of all Municipal vehicles was carried out at Municipal Workshop at Foras Road. The expenses of the department were met from the Suspense account and the same were reimbursed by preferring the bills against the departments utilising the vehicles. The rates were decided by preparing a profit and loss account statement at the end of the year. The Budget for Transport Branch for City was in the order of 65 lakhs for maintenance and operation works.

VIII - FACTORY SECTION

During the year under report 833 Permits were issued. Under Section 390 of the Bombay Municipal Corporation Act 935 prosecutions were launched against the owners of the factories for running the same without permits. In all 214 complaints were received and the same were investigated and action taken wherever necessary. Total revenue collected was Rs. 3,73,314.16

IX - CONSERVANCY BRANCH

Street Cleaning and Collection, Removal and Disposal of garbage:—

All the public roads, foot-paths and housegullies were cleaned daily in the morning as well as in the afternoon.

The refuse collected during street cleaning operations as well as from the residential premises was regularly removed by engaging necessary mechanical traction.

The final disposal of refuse was carried out by reclaiming low lying lands at Deonar and also at Dharavi. The average daily out-put of refuse removed was about 1800 tons.

The following Municipal Transport was utilised for collection and transporting of refuse.

- | | |
|--|---|
| <ol style="list-style-type: none"> (1) Scammel Refuse trailers. (2) Scammel Horses. (3) Trailer tractor combination. (4) Trailer traction. | <p>180 Nos. per shift</p> <p>16 Nos. per shift.</p> <p>12 Nos. per shift.</p> <p>50 Nos. per shift.</p> |
|--|---|

As the above Municipal fleet under reference was absolutely inadequate for the regular removal of refuse, lorries were hired from private contractors.

Collection, removal and disposal of Night Soil and Sewage effluent was carried out from 852 privy seats existing in F and G Wards by engaging 5 cesspool lorries. The maintenance of public Sanitary conveniences was also done.

Dog Licensing, Destruction & Immunization Work :-

The work of licensing pet dogs as well as capturing and destroying stray dogs was carried out throughout the year. During the year under reference 8352 pet dogs were licensed and 41225 stray dogs were captured and destroyed.

Removal and Disposal of Dead Animals

Dead animals from the City were removed to Deonar. 370 big animals and 36163 small animals including the carcasses of dogs were removed to the Mahalaxmi Siding.

Veterinary Services

The veterinary section of this Branch was in charge of the Hospital of Infectious Diseases of animals at Mahalaxmi Siding. Animals from private owners were also admitted in these Hospitals on payment of fixed fees. Immunization of pet dogs was also carried out at different Anti Rabic Centres and 332 dogs were immunized.

Private stables were visited for detecting infections of Rinderpest. Milch Cattle arriving in the City were immunized against Rinderpest. The total number of animals immunized was 42337, and 22 suspected cases were kept under observation.

Conservancy and Special Halalkhore Services

These services were rendered to Circuses, Exhibitions, big Concerns, Industrial Establishments, etc. on payment of Scheduled charges. An amount of Rs. 3,40,713.49 for rendering Special Halalkhore Services and amount of Rs. 1,29,330/- for cleansing Government foreshore were collected respectively.

Sweepers' Chawls

The Labour Chawls in charge of Conservancy Branch were regularly inspected and prompt action taken for rectifying sanitary as also structural defects noticed. Out of 7000 employees about 50% staff have been provided with housing accommodation.

Co-operative Credit Societies for the Labour Staff

There were in all 12 co-operative Credit Societies with an aggregate membership of 5682 members for the benefit of the Labour employees of this Branch. The share capital Subscribed was Rs. 39,13,168.00. The working of the Co-operative Credit Societies was satisfactory.

There was one Award in respect of demands & Mukadams Conservancy Branch given by Shri Tadi Belgrami.

Removal and Disposal of Town Refuse at Deonar

About 1000 acres of land spread over about four portions of deep creeks at Deonar is taken over on lease from the Government by the Corporation to face the problem of Disposal of City refuse as well as to reclaim creekland in the Khajans at Deonar. The area is considerably large and the site will be available for dumping refuse for about 50 years next.

Major portion of city refuse from A, B, C, and D Wards is generally collected at Mahalaxmi siding and transported from there to Deonar reclamation ground for disposal by two trains daily each containing about 30 wagons having an average capacity of 17 tons approximately. The refuse from other wards V.z., E to G Wards was dumped at Dharavi.

Details of refuse Transport:

Serial No.	Particulars	1969-70	1968-69
1	No. of refuse wagons received	16,313 Nos.	18,747 Nos.
2	Quantity of refuse at average 17 Tonnes per wagon	2,77,321 Tonnes.	3,18,699 Tonnes.
3	Cost of Haulage	Rs. 3,63,190	Rs. 3,66,124
4	Cost of un-loading	Rs. 4,69,824	Rs. 5,56,278
5	Cost per ton for haulage and un-loading	Rs. 3.03	Rs. 2.89
6	Cost per ton for the entire expenditure of K. D. Railway	Rs. 3.23	Rs. 3.57

The position of the Municipal rolling stock at the end of the year was as under: Total No. of Municipal owned wagons and Railway hired wagons was 62 and 74 respectively.

Serial No.	Description	No. of wagons
1	Refuse wagons in running condition	94
2	Silt wagons in running condition	Nil.
3	Brake vans in running condition	2
4	Sick wagons	42

As the number of wagons was insufficient to deal with the huge quantity of city refuse and to minimise the charges required to be paid for hire of 61 wagons from Western Railway, 100 Nos. of serviceable wagons were proposed to be purchased from the central Railway and the proposal was still under correspondence with the Central Railway.

The hire charges per day per wagon was Rs. 5.08. The cost of the maintenance of Mahalaxmi siding and Chembur came to Rs. 49,316.

The length of the main line and loop siding was 6,700 running feet. In order to extend the tracks, track materials i. e. sleepers (Salwood) bolts and nuts, W. I. spikes, babhul wood keys, Iron keys, etc. were purchased to the extent of Rs. 4,360. Length of the temporary siding was verified by extending tracks from time to time in order to extend the space of refuse dumping operations.

As per the survey work carried out last year the low-lying land reclaimed was 475.53 acres. During this year only 4.00 acres of land was reclaimed.

Total income derived from various sources i. e. sale of right of cultivation, ground rent of leased reclaimed land etc. amounted to Rs. 1,34,195.

There were a number of rail breaking incidents. 6 incidents of derailment of wagons, 1 incident of engine derailment, 1 incident of fire at refuse siding at Deonar. But during all these incidents the work of hauling was not hampered. As the existing rail tracks (Main Line as well as loop line) were in very bad condition, being completely worn out, it was proposed to replace the rail tracks of 31.4 Kgs. by 40.7 Kgs. and the railway authorities were requested to carry out the work in order to avoid the accidents such as derailments due to the breakage of the old worn out rails. The railway authorities have agreed to carry out the work and have submitted estimate for the same.

The amenities such as primary education welfare centre etc. provided in Municipal Labour Camp at Chembur were continued.

X.—DEVELOPMENT BRANCH

During the year under report some proposals received from the Government under Section 37 of the Maharashtra Regional and Town Planning Act 1966 giving directives for modifying the development plan were forwarded to the Corporation.

With a view to modify the Development Plan for removing certain discrepancies and on representation from the owners, proposals for modification of reservations under Section 37 and for deletion of the reservations under Section 50 of the Maharashtra Regional and Town Planning Act were initiated and forwarded to the Government for final sanction to the change in the Development Plan.

Certain proposals for modification of the Development Control Rules have been forwarded to the Government and they were awaiting Government's sanction.

Development Plan Roads and reservations were demarcated on site at the instance of the private parties, architects, Government and Municipal Departments. Acquisition proceedings in connection with certain lands required to be acquired for implementing the Development Plan Proposals were in progress.

Acquisition of Land

Possession of 2 properties was obtained through the Land Acquisition Proceedings and 1 property was acquired by negotiations. Awards were made by Special Land Acquisition Officer in respect of 2 properties. Proceedings under Land Acquisition Act in respect of 42 properties were in progress. Proceedings to acquire lands by negotiations were in progress in respect of 57 properties. Set-back land rates in respect of 8 set-back cases were fixed for making payment of compensation of land acquired for widening of various roads and lanes and standard rent in respect of 72 Municipal properties was fixed. Reserve bids in respect of 667 properties to be put to auction for recovery of arrears of assessment dues etc. were fixed.

XI.—TOWN PLANNING SCHEME

As reported in the Administration Report of the previous year, the Town Planning Sections in the City, Suburbs and Extended Suburbs were brought together and put under the charge of one Executive Engineer.

Within the limits of the City, there were 4 Town Planning Schemes as under :—

- (1) Town Planning Scheme for the Bombay City No. 1. (Mandvi and Elphinstone Estate).
- (2) Town Planning Scheme No. II (Mahim area).
- (3) Town Planning Scheme No. III (Mahim area).
- (4) Town Planning Scheme No. IV (Mahim area).

All these were finalised Town Planning Schemes and the works included in the final schemes were to a very large extent completed except very few especially in Town Planning Scheme Bombay City No. 1 which could not be completed due to difficulties such as existence of structures, etc.

Out of the aforesaid four schemes, the last one was declared for the 1st variation and the draft scheme (1st variation) was submitted to the Government for sanction in 1969.

It was intended to take up schemes at Serial No. 2 and 3 for variation.

SUBURBS AND EXTENDED SUBURBS

A.—PLANNING BRANCH

During the year, this branch prepared plans and Estimates in connection with different works pertaining to buildings, bridges, sewers, S. W. Drains, etc.

A.—(a)—Planning (Architectural)

Particulars	General Building works
(i) Contract Plans	40
(ii) Cloth Tracing	47
(iii) Paper Tracing	162
(iv) Blue Print Copies	3,622
(v) Block Estimates	14
(vi) Total amount of Block Estimates	Rs. 80,54,302.00
(vii) Detailed plans and estimate completed in all respects (as shown below)	20
(viii) Total amount of detailed estimates	Rs. 90,46,303.94
(ix) Draft tender	15
(x) Details Estimates in hand	14
(xi) Total approximate cost of detailed estimates in hand	Rs. 90,06,653.75

Particulars of detailed plans and estimates completed in all respects referred to above :—

Particulars	No. of Estimates	Estimated Cost
		Rs.
(I) Schools (Permanent)	6	38,18,732.00
Schools (Temporary)	1	32,912.00
(II) Centralised Ward Offices
(III) Markets
(IV) Markets (Temporary)	1	2,44,950.00
(V) Hospitals, Maternity Homes and Dispensaries	4	35,43,312.65
(VI) Miscellaneous	8	14,06,396.69
Total	20	51,94,658.34

A.—(b)—Planning (Brigdes)

Particulars	
I.—Contract Plans	Nil
II.—Cloth Tracing	3
III.—Paper Tracing	15
IV.—Blue Print Copies	183
V.—Block Estimates	1
VI.—Total Amount of Block Estimates	Rs. 84,25,000.00
VII.—Detailed plans and estimates completed in all respects as shown below	2
VIII.—Total amount of detailed estimates	Rs. 51,76,761.00
IX.—Draft Tenders
X.—Detailed estimates in hand	2
XI.—Total cost of detailed estimates in hand	Rs. 1,40,25,000.00
XII.—Scrutiny of plans received from—	
(a) Railways	13
(b) Private Parties	1
XIII.—Scrutiny or estimates received from Railways	2

A.—(c)—Planning (Sewers, S. W. Drains, Pumping Stations, etc)

Particulars	
1. Paper Tracing	97 Nos.
2. Cloth Tracing	28 Nos.
3. Contract Drawings	495 Nos.
4. Blue Print Copies	7611 Nos.
5. Amount of Estimates prepared	Rs. 1,29,60,113.50

A.—(d)—Planning Electrical

Particulars	No. of Estimates	Estimated Cost
1. Schools	8	2,51,400.00
2. Centralised Ward Offices
3. Markets	1	8,800.00
4. Hospitals, Dispensaries, Maternity Homes, Nurses Quarters and Medical Colleges	2	83,300.00
5. Housing	1	1,139.00
6. Cemetery	3	37,950.00
7. Plant & Machinery
8. Gardens
9. Electrical Lifts
10. Miscellaneous	2	59,200.00

B.—Slaughter House Project at Deonar

The first phase of the Mechanised Slaughter House Project at Deonar launched in the year 1967 was in the final stage of its completion. Due to paucity of funds, this Rs. 4.16 crore project was required to be executed in two stages. The first stage comprises of essential works. Constructing of all the Slaughter Units, waste treatment and recovery plant, pumping station and other ancillary buildings and services. The works in the second stage include staff-quarters, grazing yard., Administrative buildings, mechanised laundry, etc.

In cidentally, the present Slaughter House is the first of its kind in India and is the largest in Asia, planned and designed to work on international standards with a view to supply whole-some and hygienically cleaned export quality meat to the consumer and incorporating humane methods of slaughtering.

During the year undar report, the progress of various works pertaining to the project was as shown below:—

Serial No.	Name of the work	Progress
(1)	Supplying and erecting machinery and electrical equipment for the proposed slaughter house (Foreign content) contractors : Messrs. W. J. Powell Overseas Pty. Ltd. Contract allotment : Rs. 42,41,347.53. Date of commencement : 6-1-1967.	The contractors have supplied full quota of machinery works Rs. 38,52,369.69 against the import licence of Rs. 26,48,308. The Amount expended from the beginning upto 31-3-1970 is Rs. 25,53,006.32.
(2)	Supplying and erecting machinery and electrical equipment for the proposed slaughter house at Deonar. (Indigenous Content). Contractors : Messrs. Steel Plant Pvt. Ltd. Contract allotment : Rs. 64,51,859.97. Date of Commencement : 6-1-1967.	The contractors supplied machinery about 94 per cent of the total supply. The work of erection of machinery was nearing completion. They completed 86 per cent of the erection work. The amount expended from beginning as on 31-3-1970 was Rs. 57,25,893 approx.
(3)	Construction of buildings for slaughter house at Deonar (part) Sheep & Goats Slaughter House Contractors Messrs. Rajpuria Construction Corporation. Contract Allotment : Rs. 18,54,578.10. Date of commencement : 19-4-1967.	The work was nearing completion. Due to non-clearance of site the pig slaughter house work could not be taken in hand. The contract was revised vide S. C. R. No. 2930 of 14-1-1970 and the contract for pig Slaughter house was deleted vide S. C. R. No. 3195 of 4-2-1970 from the present contract and was awarded to another agency. The amount expended was Rs. 13,92,728.
(4)	Construction of buildings for slaughter house at Deonar Part-II cattle slaughter house and edible and in-edible rendering plant. Contractors : Messrs. Rajpuria Construction Corporation. Contract Allotment : Rs. 10,69,114.40 Date of commencement : 8-1-1968.	The work was nearing completion. The contractors were penalised for contingent delay. The amount expended was Rs. 8,45,553.24.
(5)	Construction of buildings for slaughter house of Deonar part-III—Jewish, Jhatka, slaughter house and Amentity building. Contractors : Messrs. Krishna Construction Co. Contract Allotment : Rs. 8,27,501.44. Date of commencement : 19-12-1967.	The work was nearly completed. The total value of the work was Rs. 7,96,267.49.
(6)	Construction of buildings for slaughter house at Deonar Sheep, cattle, pig., Jewish, Jhatka at emergency pens. Contractors Messrs. Vichare & Co. Contract Allotment : Rs. 16,54,088.02. Date of commencement : 15-11-68.	The work was in progress. Nearly 60% of the work was over. The total value of the work done was Rs. 9,88,560.94.
(7)	Construction of buildings for slaughter house at Deonar Dalal's Office Canteen, Shroff's Office. Contractors : Messrs. Kalpana Construction Co. Contract Allotment : Rs. 5,57,778.33. Date of commencement : 15-11-68.	The work was nearly completed. The amount expended was Rs. 4,70,681.57.
(8)	Construction of Suction Tank and pump house for slaughter house at Deonar.	The work was nearly completed. And the amount expended was Rs. 4,54,198.12.

Sr. No.	Name of the work	Progress.
	Contractors : Messrs. Kokan Construction. Contract Allotment Rs. : 4,89,081.28 Date of commencement : 1-1-69.	
(9)	Providing and laying 230 mm. (9"), 300 mm. (12") and 350 mm. (14") dia. stoneware sewers at Deonar. slaughter house. Contractors : Messrs. Kokan Const. Contract Allotment : Rs. 1,70,879.57 Date of commencement : 1-3-1969.	The work nearly completed. The amount expended so far is Rs. 1,38,775.98.
(10)	Construction of compound wall for slaughter house at Deonar. Contractors : Messrs. Greenwich Construction Co. Contract Allotment : Rs. 3,90,114.20 Date of commencement : 30-10-69.	The work was nearly completed. The total amount expended was Rs. 2,11,704.67.
(11)	Construction of pig slaughter house at Deonar. Contractors : Messrs. Krishna Construction Co. Contract Allotment : Rs. 2,70,965.91 Date of commencement : 23-2-70.	The work was recently started.
(12)	Construction of cattle market sheds for slaughter house at Deonar. Contractors : Messrs. Bombay Backward Class Co-operative Labour Society Ltd. Contract Allotment : Rs. 15,27,309.49	The work was recently started from 29-12-69. No appreciable progress was made on the work
(13)	Supply and installation of Electrically driven water pumping sets and carrying out ancillary works at the proposed pump house at Deonar. Contractors : Messrs. International Commercial Co. Contract Allotment : Rs. 2,60,227.00 Date of commencement : 30-1-1969.	The work completed except testing and commissioning. The total amount expended was Rs. 2,36,280.00.
(14)	Construction of slaughter house waste treatment and recovery plant at Deonar Slaughter House including Mech. & Elect. works. Contractors : Messrs. Industrial Waste Treatment Corporation. Contract Allotment : Rs. 6,81,985.80 Date of commencement : 6-3-1969.	The work was in the final stage of completion. The total amount expended was Rs. 4,62,436.80.
(15)	Providing insulation for the cold storage at Deonar Slaughter House. Contractors : Messrs. Premier Insulations. Contract Allotment : Rs. 7,11,266.36 Date of commencement : 15-4-1969.	The work was completed except the pig slaughter house. The amount expended was Rs. 6,86,740.15.
(16)	Providing electrical installation in various buildings at Deonar Slaughter House. Contractors : Messrs. B. S. E. S. Ltd. Contract Allotment : Rs. 29,571.00.	The supply company laid the cable and the work was completed.
(17)	Supply and installation of insulated doors to the cold storage of Deonar Slaughter House. Contractors : Messrs. Bombay Amonia. Contract Allotment : Rs. 1,94,965.25	Except two doors in the pig Slaughter House, all doors were installed pending final commissioning. The amount expended was Rs. 1,23,734.25.

Sr. No.	Name of the work	Progress.
	Date of commencement : 14-7-1969.	
(18)	Supply of lighting fittings at Deonar Slaughter House Phase—I.	The supply was made in full. Total amount expended was, Rs. 4,78,065.00.
	Contractors : Messrs. Glolite Electricals.	
	Contract allotment : Rs. 4,90,016.62	
	Date of commencement : 21-8-1969.	
(19)	Providing electrical services to the buildings at Deonar Slaughter House Phase—I.	The work was in final stage of Completion. The total amount expended for the work done was Rs. 6,09,288.14.
	Contractors : Messrs. Aasha Engineers.	
	Contract Allotment : Rs. 9,05,915.50	
	Date of commencement : 21-7-1969.	
(20)	Supplying of 54"/56" ceiling fans complete with regulators, canopies suspension rods, etc.	All the 33 Nos. of ceiling fans were supplied. This was supplementary work of providing electrical services (Phase—I) Total cost incurred was Rs. 8,756.28.
	Contractors : Messrs. Crompton Greaves Co. Ltd.	
	Contract Allotment Rs. 11,459.50.	
(21)	Providing hot and cold water pipe line systems at Deonar Slaughter House.	The work was in progress. The total amount expended was Rs. 1,53,063.10.
	Contractors : Messrs. Thermal Engineering Corporation.	
	Contract Allotment : Rs. 15,57,970.16	

C—Construction Branch

(1) Building Construction Branch

This branch supervises the work of Building Construction after award of contracts by Planning and Design Branch.

Details of Building Construction Activities during the years are given below :—

	Work completed.		Work in progress		
	Nos.	Total cost (Actual)	Nos.	Total cost (Estimated)	
		Rs.		Rs.	
1	Buildings other than Housing and School Buildings.	13	1,22,77,081	8	91,68,758
1	Housing.	2	9,68,643	Nil	Nil
3	School Buildings.	8	52,84,570		16,50,480

Appendix 19.—Shows the works completed and those in progress.

(2) Road Construction Branch

This branch is in charge of the works of (1) preparing plans and estimates of resurfacing of existing roads, construction of new roads, widening of roads and improving private street, and construction of storm water drains, (2) Invitation of tenders and awarding contracts of road and S. W. Drain works and (3) Supervision on road and storm water drain works.

During the year this branch completed 22 works of construction of new roads, widening of the existing roads with foot-paths and storm water drains and 29 works were in progress as shown in the Appendix No. 20 to meet the increased traffic requirements.

(3) Drainage Construction

The progress of work on sewers during the year 1969-70 was as under:—

Serial No.	Particulars	Total length	230 mm	300 mm	350 mm	375 mm	400 mm	500 mm	600 mm	800 mm	1,200 mm	1,800 mm	6'x9' Ovid Sewer.	Man-holes.	Vent-shafts.	Expenditure.
1	Total length of sewers of various sizes	10,955	5,025	2,575	1,300	155	300	250	290	320	549	183	8	430	52	Rs. 43,45,084

Appendix No. 21 shows the drainage works completed and those in progress during 1969-70

(D)—Upkeep, Maintenance and Repairs to Municipal Properties, Road and S. W. Drains

Buildings

An amount of Rs. 2,59,887 was spent during the year on normal repairs and monsoon works on 176 Municipal Buildings in the Suburbs whereas an amount Rs. 24,486.40 was spent on 49 Municipal Buildings in the Extended Suburbs. The repair works were carried out through the Petty works contractors. The expenditure on special repairs was Rs. 93,477.79 on the works carried out by the Petty Works Contractors in the Suburbs. The expenditure on special repairs carried out through the Petty Works Contractors in Extended Suburbs arrived at Rs. 6,143.27.

No. special repairs works were carried out departmentally in the Suburbs and extended Suburbs.

(1) The length of various types of roads maintained in the Suburbs and Extended Suburbs was as under:—

Serial No.	Type of Roads	Suburbs K. M.	Ex. Suburbs K. M.
1	Water Bound	9.24	3.07
2	Asphalt	879.47	147.97
3	Concrete	33.72	10.12
4	Unmetalled	1.51	12.91
	Total	923.94	174.07

Important set-backs added to the public roads are shown in Appendix No. 22 and information regarding improvements of private roads is given in Appendices Nos. 23, 24, & 25.

Normal maintenance of Asphalt roads was carried out during the year at a total of Rs. 22,06,251.13 in the suburbs including cost of reinstatement of trenches opened by various departments and public utility concerns and at a total cost of Rs. 27,18,953.87 in the Extended Suburbs.

Total length of the roads in the Suburbs and Extended Suburbs was 529.10 K. M. at the end of the year.

(2) *Private Streets*.—Preliminary steps to improve private streets under Section 305 of the Bombay Municipal Corporation Act were taken in 4 cases as shown in Appendix No. 23. Action under Section 305 was started in 2 cases as shown in Appendix No. 27.

(3) *Foot-paths*.—No new foot-paths were constructed during the year in the Suburbs and Extended Suburbs.

(4) *Measures to reduce flooding*.—Details of work are given in Appendix No. 28.

(5) *Street Name Boards*.—An amount of Rs. 23,527.95 was spent on fixing new street name board and repairs to the existing ones in the suburbs as against Rs. 47,333.93 in the Extended Suburbs.

(6) Details of work (other than sewage) carried out under "Loan Works" are given in Appendix No. 29.

Sewers and Drains.—The work of cleaning pipe sewers, avoid sewers, storm water drains and open drains were attended to and the total silt removed from the suburbs during the year was 204.06 M. T., as against 220 M. T. removed in the Extended Suburbs.

Ferry Services.—The Ferry services between Versova and Madh in 'K' Ward, between Marve and Manori in 'P' Ward and between Borivli and Gorai in 'R' Ward were operated through private contractors.

MISCELLANEOUS WORK

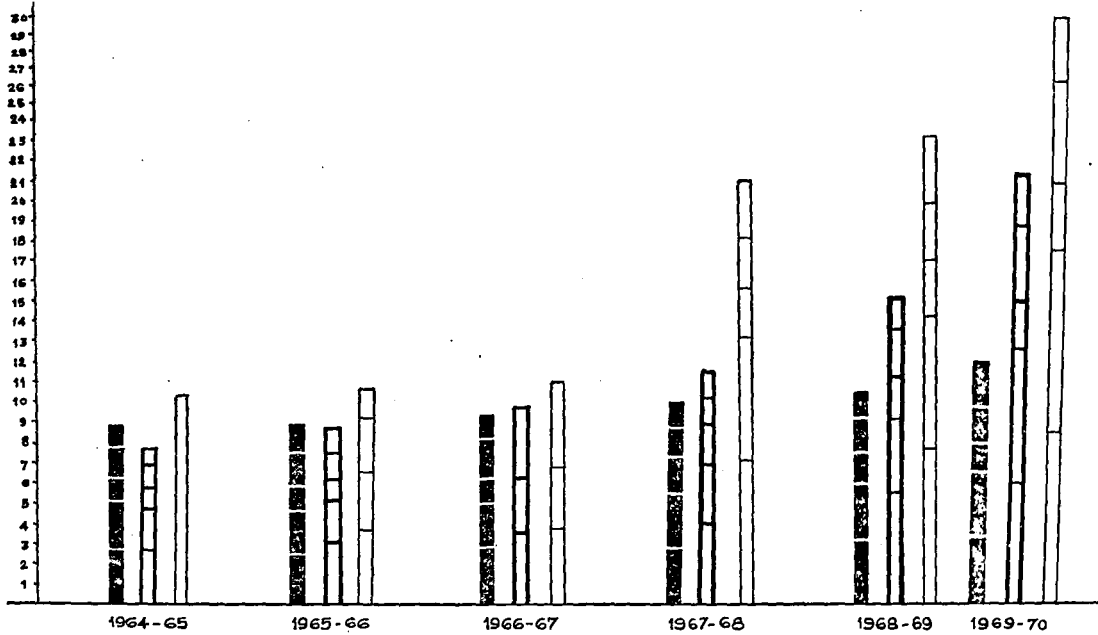
(1) *Village Amenities*.—Statement showing the works carried out under Village Amenities appears at Appendix No. 30.

(2) *Public sanitary conveniences*.—Public sanitary conveniences were constructed at various places in Suburbs as shown in Appendix No. 31.

APPENDIX-A

MUNICIPAL CORPORATION OF GREATER BOMBAY
GRAPH SHOWING NO-OF LIGHTS TOTAL WATTAGE &
EXPENDITURE-ON STREET LIGHTING IN EACH WARD OF SUBURBS
DURING THE YEAR 64-65, 65-66, 66-67, 67-68, 68-69, 69-70

- INDEX-**
- 1) SEGMENTS OF EACH VERTICAL COLUMN SHOW FROM BOTTOM TO TOP INFORMATION PERTAINING TO H,K,L,M & N WARDS RESPECTIVELY
 - 2) ON VERTICAL SCALE EACH UNIT REPRESENTS
 - 1) TOTAL NO LIGHTS IN THOUSANDS SHOWN THUS ----- [Dotted pattern]
 - 2) TOTAL WATTAGE IN 100 H.W.S " " ----- [Horizontal lines]
 - 3) TOTAL EXPENDITURE IN LACS " " ----- [Vertical lines]






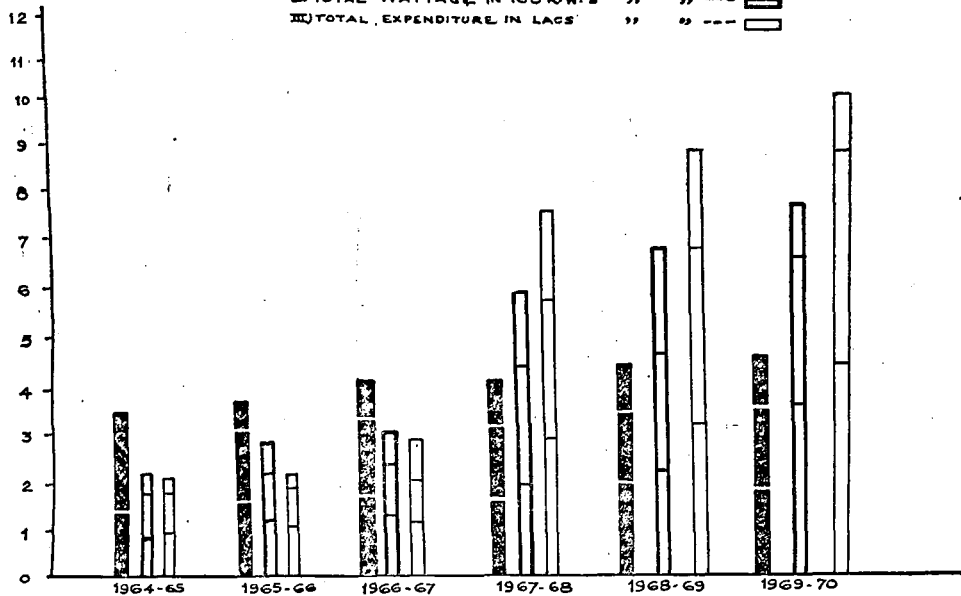
A.E. (T&L)

 E.E. (T&C) 3/6/70

APPENDIX—B.

MUNICIPAL CORPORATION OF GREATER BOMBAY
 GRAPH SHOWING NO. OF LIGHTS, TOTAL WATTAGE &
 EXPENDITURE ON STREET LIGHTING IN EACH WARD OF EXTD. SUBURBS
 DURING THE YEAR 64-65, 65-66, 66-67, 67-68, 68-69, 69-70

INDEX
 I) SEGMENTS OF EACH VERTICAL COLUMN SHOWN FROM BOTTOM TO TOP
 INFORMATION PERTAINING TO P, R, & T WARDS RESPECTIVELY
 2) ON VERTICAL SCALE, EACH UNIT REPRESENTS
 I) TOTAL NO. OF LIGHTS IN THOUSANDS SHOWN THUS --- 
 II) TOTAL WATTAGE IN 100 K.W.S. 30 30 --- 
 III) TOTAL EXPENDITURE IN LACS 20 20 --- 



M. L. Patil *P. Somaiya*
 A. E. (T & L) E. E. (T & C) 5/6/70

STREET LIGHTING

The number of street lights maintained in the suburbs was 10,819 during the year and 4,279 in the extended suburbs and the total expenditure incurred was Rs. 29,808 in the suburbs and the total expenditure of Rs. 10,57,272 in the extended suburbs.

Graphs showing the progress maintained on lighting arrangements in suburbs and extended suburbs are given in Appendix Nos. A and B.

TRAFFIC

The work of providing and fixing R. C. C. Railings in the suburbs was carried out at the following places.

- (1) Sir Mathurdas Vasanji Road, Chakala Junction, Andheri.
- (2) Sir Mathurdas Vasanji Road Junction, Nagardas Road, Andheri.

Central Divider

One central divider was constructed at Mulund Octroi Naka.

Traffic Islands

Traffic islands were constructed at the following 10 places in the Suburbs and Extended Suburbs.

- (1) Nehru Road junction Tejpal Road, Vile-Parle (East) (Channsliser).
- (2) Swami Vivekanand Road junction, Juhu Road, Santacruz.
- (3) Swami Vivekanand Road junction 1st road, Town Planning Scheme III, Old Khar.
- (4) Hill Road junction, Chimbai Road, Bandra.
- (5) 7th Road, Town Planning Scheme No. III, Sub-way Santacruz.
- (6) Chakla Naka, Andheri.
- (7) Vihar Road, Powai Naka.
- (8) Lal Bahadur Shastri Marg, Junction Bhandup Station Road.
- (9) Mahatma Gandhi Road junction Mulund Station Road.
- (10) Saki Naka.

Traffic Improvements and remodelling of layouts were undertaken at S. V. Road junction, S. V. P. Road and Chandavarkar Road, Borivli.

42 Nos. of school caution boards were fixed in the Suburbs and Extended Suburbs.

Road surface marking were painted periodically on all important roads in Suburbs and Extended Suburbs.

Appendix No. 32 shows the roads along which regular lines were proposed or prescribed revised during the year 1969-70.

E.—INSPECTION AND SUPERVISION OF PRIVATE BUILDINGS

The work of disposal of Building Plans in the Suburbs and Extended Suburbs was looked after by three Executive Engineers as under :—

- (i) Executive Engineer Building (Proposals) Sub. I. Wards L, M, N and T.
- (ii) Executive Engineer Building (Proposals) Sub. II. Wards H and K.
- (iii) Executive Engineer Building (Proposals) Sub. III. Wards P and R.

During the year under report a new practice of demanding deposits from the intending builders at the rate of Rs. 0.00 per sq. ft. of the proposed built up area at the time of approving the building proposals was introduced. This deposit was taken as a security against the breach of Building Bye-Laws and Development Control Rules during the course of construction by the builders and was liable to be forfeited in case of violation of building regulations.

In order to expedite disposal of building proposals a new system was also introduced whereby after submission of the proposals by the licensed surveyors, a joint meeting was arranged with the Architects and the Officers of the Building Proposals Section to discuss objections and solve the difficulties of the architects in planning the proposals. By this method considerable time was saved in corresponding and the department was able to convey approval in a much shorter time than was taken previously.

At the time of initial submission of the proposals only one or two copies of the plans were required to be submitted and thereafter when the proposal was finalised after joint discussion the required fair copies of the plans were submitted by the Licensed Surveyor which were then approved. This resulted in a saving of large quantities of blue print papers of the Architect.

Building Proposals.—2,456 proposals under Section 337 and 342 of the Bombay Municipal Corporation Act for erection of new buildings and for addition and alterations to the existing buildings respectively were received during the year. The particulars are as under :—

Wards.	PROPOSALS		Total No. of proposals.
	Section 337	Section 342	
L, M, N and T	567	270	837
H and K	627	358	985
P and R	425	209	634
Total	1,619	837	2,456

New Buildings.—The position of residential and non-residential tenements constructed by different agencies (other than Municipality) was as under :—

Wards.	No. of proposals under Agencies.		
	Private enterprises	Co-operative Societies	Employers for their employees.
L, M, N and T	200	101	9
H and K	305	148	65
P and R	394	56	2
Total	899	305	76

The number of proposals for non-residential buildings by Private enterprises was 432.

	L, M, N and T wards.	H and K Wards	P and R Wards	Total
(1) Completion Certificates received during the year	512	675	353	1,540
(2) Permits for building or re-building houses issued	743	813	407	1,963
(3) Total No. of buildings dealt with	1,953	1,743	1,394	5,090
(4) Total No. of building applications	895	993	634	2,522

Details of tenements constructed by private parties are given in Appendix No. 33.

CITY SURVEY WORK

All the enquiries in connection with City Survey were completed and 944 sheets were printed by the City Survey Office. However, they were not sold as the prices were not fixed. The Settlement Commissioner was requested to supply the sheets early.

Layouts, amalgamations and sub-divisions in the Suburbs and Extended Suburbs.

Wards.	PROPOSALS FOR					
	Layouts		Amalgamation		Sub-Div. under Sec. 302	
	Received	Sanctioned	Received	Sanctioned	Received	Sanctioned
L	9	3	3	Nil.	5	Nil.
M	7	3	8	Nil.	5	6
N	19	9	6	5	11	4
T	10	9	8	4	4	4
H	7	3	16	14	13	6
K	18	3	17	3	18	11
P	16	4	6	3	11	5
R	9	6	5	2	23	8

Unauthorised structures.—During the year 3113 unauthorised structures were detected in the Suburbs and 1,491 in the Extended Suburbs. In addition 1,015 cases of previous year were pending disposal in the Suburbs and 1,138 in the Extended Suburbs. Unauthorised works in 291 cases in the Suburbs and in 206 cases in the Extended Suburbs were removed by parties themselves while in 14,24 cases in the Suburbs and in 393 cases in Extended Suburbs the unauthorised works were removed departmentally under Section 352-A of the Act.

Complaints from the public.—The number of complaints received from the public in the Suburbs and Extended Suburbs was 2,674 and 2,173 respectively. The same were investigated and remedial measures were taken wherever necessary. Action in 2,062 cases in the Suburbs and in 1,265 cases in the extended Suburbs was in progress.

Notices issued.—The number of notices issued under different relevant sections of Bombay Municipal Corporation Act in the Suburbs and Extended Suburbs was 2,344 and 2,538 respectively. Prosecutions were launched against the house owners for non-compliance.

Building Collapse.—The number of buildings or portion thereof collapsed during the year in the Suburbs and Extended Suburbs was 18 and 1 respectively and the number of persons killed and injured was 8 and 32 in the Suburbs and no persons either killed or injured in the Extended Suburbs. The estimated damage of property was Rs. 36,200 in the Suburbs and Rs. 200 in the Extended Suburbs.

Set-back land added to public roads.—The total area of set-back land added to the public road in the Suburbs during the year was 16,302 Sq. Mts. as against 18,401 Sq. mts. in the Extended Suburbs and the compensation claims settled during the year amounted to Rs. 16,96,290.30 and Rs. 6,23,794.99 respectively.

F.—DEVELOPMENT BRANCH

Acquisition of Land.—Possession of 3 properties was obtained through Land Acquisition Proceeding and 4 properties were acquired by negotiations. Awards were made by Special Land Acquisition Officer in respect of 3 properties. Proceedings under Land Acquisition Act in respect of 78 properties were in progress. Proceedings to acquire lands by negotiations were in progress in respect of 125 properties. Set-back land rate in respect of 219 set-back cases were fixed for making payment of compensation of land acquired for widening of various roads and lanes and standard rent in respect of 25 Municipal properties was fixed. Reserved bids in respect of 482 properties to be put to auction for recovery of arrears of assessment dues etc., were fixed.

(G)—Town Planning Schemes in Suburbs and Extended Suburbs.

There are 25 Town Planning Schemes in the Suburbs.

(A) Following are the Town Planning Schemes which have been finalised and are in force :—

- * (1) Town Planning Scheme, Bandra No. I
- (2) Town Planning Scheme, Bandra No. II (2nd Variation).
- (3) Town Planning Scheme, Bandra No. IV (1st Variation).
- (4) Town Planning Scheme, Bandra V (1st Variation).
- (5) Town Planning Scheme, Bandra VI (1st Variation).
- (6) Town Planning Scheme, Bandra X
- (7) Town Planning Scheme, Santacruz No. I (1st Variation.)
- (8) Town Planning Scheme, Santacruz No. III (1st Variation.).
- (9) Town Planning Scheme, Santacruz No. IV (1st Variation).
- * (10) Town Planning Scheme, Santacruz No. V
- (11) Town Planning Scheme, Santacruz No. VI (1st Variation).
- * (12) Town Planning Scheme, Vile Parle No. I (1st Variation).
- (13) Town Planning Scheme, Vile Parle No. III (1st Variation).
- (14) Town Planning Scheme, Vile Parle No. IV—IV-A (1st Variation).
- (15) Town Planning Scheme, Andheri No. I (1st Variation).
- (16) Town Planning Scheme, Andheri No. VI (1st Variation).
- (17) Town Planning Scheme, Ghatkopar No. I (1st Variation).
- (18) Town Planning Scheme, Ghatkopar No. III (1st Variation).

The works included in these finalised schemes have been completed except a few which could not be completed due to difficulties such as removal of hutments on the plots reserved for public purposes and roads and providing alternative accommodation to these hutments dwellers. The Ward Officers in charge of implementation of the schemes are taking steps in this direction.

(B) *Draft Schemes and variation of Schemes.*—The Town Planning Schemes which are indicated by a asterisks under (A) above were declared for variation so as to bring them in conformity with the Final Development Plan as required under Section 39 of the Maharashtra Regional and Town Planning Act 1966 and the same were submitted to the Government for sanction.

Town Planning Scheme, Vile-Parle No. V was submitted to the Government for sanction. However, the same was not sanctioned and the Town Planning Officer was not appointed for the same.

(C) Town Planning Schemes which were before the Town Planning Officer (Arbitrator under the Maharashtra Regional and Town Planning Act 1966).

- (1) Town Planning Scheme, Santacruz No. II (1st Variation).
- (2) Town Planning Scheme, Vile Parle No. II (1st Variation).
- (3) Town Planning Scheme, Vile-Parle No. VI (1st Variation).
- (4) Town Planning Scheme, Andheri No. II (1st Variation).
- (5) Town Planning Scheme, Santacruz No. V (1st Variation).
- (6) Town Planning Scheme, Ghatkopar No. II (1st Variation).

The Town Planning Scheme, Bandra No. III (1st Variation) was with the Town Planning Officer for redrawing the same in the light of the decisions of the Board of Appeal, some of which were detrimental to the interest of the Municipal Corporation and hence a Writ Petition was filed by the Corporation in the High Court in this connection. There was no further progress in this case.

EXTENDED SUBURBS

There were only 3 schemes in the Extended Suburbs :—

- (1) Town Planning Scheme, Malad No. I (1st Variation).
- (2) Town Planning Scheme, Borivli No. I (1st Variation).
- (3) Town Planning Scheme, Borivli No. III (1st Variation).

Out of these 3 schemes, the 1st one was sanctioned by the Government to come into force. While the other two were before the Town Planning Officer.

An intention to prepare a Town Planning Scheme in Borivli area known as Town Planning Scheme III, Borivli was declared by the Corporation and the work of preparing the scheme was in progress.

H—FACTORY SECTION

The following table shows the position in the Suburbs and Extended Suburbs of the Factory Section :—

Serial No.	Particulars.	Suburbs	Extended Suburbs.
1	Applications received	687	492
2	Applications disposed of	668	364
3	Applications undisposed of	19	128
4	New Permits issued	436	467
5	Old permits renewed	389	206
6	Prosecutions launched	398	600
7	Prosecutions decided in favour of the Corporation	170	276
8	Prosecutions pending	227	314
9	Fines recovered	Rs. 5,400.00	Rs. 8710.55
10	Complaints received	54	32

I.—SUBVENTION SCHEMES

(1) In all 89 notices under Section 213 were served and for 51 cases parties submitted their proposals and in 21 cases house-owners carried out the work in compliance with the notices served on them.

In all 186 notices under Section 248(i) (c) of the Bombay Municipal Corporation Act for conversion of basket privies into water closets on full flushing system were served on the house-owners. In 21 cases privies were converted into water closet on full flushing system. The total amount of subsidy paid during the year was Rs. 1,550.00.

(2) The Corporation under their resolution No. 2102 dated the 17th May 1958 and No. 858 dated the 17th November 1958 had approved of granting subsidy of Rs. 200 per aqua privy seat and also similar subsidy for commodes being converted into W. C. on full flushing system on the basis of Basket privies. For the expeditious implementation of the above scheme, the Corporation under their Resolution No. 292 dated the 6th July 1967, have sanctioned (1) an increased subsidy of Rs. 500 per privy seat converted into a water closet on full flushing system in sewered areas and (2) a subsidy of Rs. 800 per privy seat converted into a water closet on septic tank system in unsewered areas, in respect of the existing buildings only in the city, suburbs and extended suburbs.

(3) Similarly the owners from Suburban Areas have also been allowed to draw subsidy of Rs. 50 each per W. C. seat of the premises having septic tanks for disconnecting the flow of waste water from septic tanks and connecting the same to the Municipal sewers as per Corporation Resolution No. 794 dated the 24th. October 1958 and C. R. No. 1770 dated the 31st March 1969.

J.—MECHANICAL BRANCH (North & Project).

The following sections are under administrative supervision and control of Executive Engineer Mechanical (North & Project).

- (1) Sewage Pumping and Purification Works in Suburbs.
- (2) Maintenance of Electrical installations in Suburbs.
- (3) Road Roller Section and Mechanical out-door Section in Suburbs.
- (4) Dadar Purification Works. } Detailed report appears in City Section.
- (5) Dharavi Purification Plant } }
- (6) Planning and construction for mechanical and electrical works for Drainage installation (Pumping and Purification Works) in the City and Suburbs.

(1) *Sewage Pumping And Purifications Plants In Suburbs* :—Three Sewage Purification Plants in Suburbs viz. Khar Purification Plant, Versova Purification Plant & Ghatkopar Purification Plant, each having a primary treatment capacity of nine million litres approximately per day (2 M.G.D.) worked satisfactorily during the year except normal breakdowns.

As the sludge gas at these plants contains Hydrogen Sulphide, the same is directly burnt through waste gas burners, instead of stroing it.

The total quantity of sludge manure produced from the treatment plants in suburbs amounted to 194.98 Brass which was sold to the Maharashtra State Farming Corporation and Godavari Pravara Canal Sahakari Kharedi Vikri Sangh Ltd. total realization being Rs. 2,330.70 by way of sale.

The eight Sewage Pumping Stations in Suburbs (five independent and three attached to Purification Plants) worked quite satisfactorily during the year. The total Sewage quantity pumped at these pumping stations being 52, 642 million litres. The salient features regarding operation and performance at the Pumping Stations are given in *Appendix No. 34*.

(2) *Maintenance Of Electrical Installations In Suburbs* :—The electrical staff for maintenance of electrical installations etc. attached to the Wards working under technical guidance of this department attended to various maintenance work departmentally, the total cost of which comes to Rs. 1,49,930.00. Also about 70 estimate mere submitted to different institutions, the total cost of which was about Rs. 2,30,000/-.

In addition to the above works, the works of electrification, providing water pumping sets at various institutions etc. were carried out by inviting tenders, the total cost of which came to Rs. 27,440.

(3) *Road Roller Section And Mechanical Out-Door Section In Suburbs*:- There were 23 Road Rollers for the entire area of suburbs and extended suburbs out of which 8 were steam rollers and remaining 15 were Diesel Rollers.

On an average 70% of the road roller fleet was on the road during the year.

In addition to above fleet of rollers, 3 (500 kg.) vibrating rollers, were contemplated to be purchased, out of which one was received and the unit was under extensive trial.

Out-door Mechanical Repairs at various installations, Hospitals, Markets and Gardens in Suburbs and extended Suburbs were carried out by out-door section. The repairs works generally consisted of repairs to collapsible gates, Rolling shutters, iron gates, Tar Boilers, Water tanks, repairs to pumps and such other minor mechanical jobs costing Rs. 42,886.00 approximately.

(6) *Planning And Construction for Mechanical And Electrical Works For Drainage Installation (Pumping & Purification Works) In Suburbs And Extended Suburbs* :-

- | | | |
|--------------------------------|---|--|
| (1) Deonar Pumping Station | : | The work was completed and the pumping station was under test and trials. |
| (2) Swimming Pool at Kandivli | : | The work was completed. Testing and trials of the pool were being taken. |
| (3) Kherwadi Pumping Station | : | The bulk of mechanical and electrical machinery was received at site and the civil work was in progress. |
| (4) Mulund Pumping Station | : | The civil work was in progress. |
| (5) Malad Pumping Station | : | The Mechanical and Electrical machinery was received at site and its erection work was nearing completion and would be commissioned shortly. |
| (6) Swimming pool at Ghatkopar | : | Mechanical and electrical machinery was received at site and the civil work was in progress. |

Proposal for augmenting the pumping capacity of the existing pumping stations and establishing new pumping stations in the Suburbs were under preparation.

ELECTRICAL BRANCH

Planning and Design Section

Works in Suburbs

- (i) 17 estimates amounting to Rs. 4,41,789/- were prepared.
(ii) 4 Draft tenders were prepared.
(iii) 3 Tenders were advertised and 5 tenders amounting to Rs. 1,26,039/- were recommended for acceptance including two from the previous year.

BUILDING CONSTRUCTION (SUBS) SECTION

This section dealt with execution of works in Suburbs in respect of contracts finalised by the Planning and Design Section.

26 works amounting to Rs. 9,86,873/- were completed and 10 works amounting to Rs. 1,72,099/- were in progress during the year. The details of these works are given in the accompanying statement 'A'.

This Section also deals with the work of erection of sub-stations, laying of service cables and connection of meters through Messrs. Bombay Suburban Electric Supply Ltd., and Messrs. Thana Electric Supply Co., Ltd.

STATEMENT 'A'

Building Construction (Electrical Section) Suburbs

Serial No.	Description.	Works completed.		Works in Progress.	
		No. of works	Amount.	No. of works.	Amount.
			Rs.		Rs.
1	Schools	11 Nos.	2,06,764.96	3 Nos.	36,887.56
2	Ward Offices
3	Hospital, Dispensaries, Maternity Homes, Nurses Quarters, Medical Colleges, etc.	5 Nos.	4,35,935.14	1 No.	838.00
4	Markets
5	Housing	3 Nos.	1,30,156.11	1 No.	1,112.00
6	Gardens
7	Miscellaneous	1 No.	12,226.50	3 Nos.	1,09,260.00
8	Electric Lifts	4 Nos.	1,91,726.00
9	Cemeteries	2 Nos.	10,064.00	2 Nos.	24,001.00
		26 Nos.	9,86,872.71	10 Nos.	1,72,098.56

K—TRANSPORT BRANCH

The Suburban Transport Section hitherto in charge of Assistant Engineer Transport (Suburbs) was placed under the direct control of the Executive Engineer Transport, who is responsible for the repairs and maintenance of refuse, Cesspool and other vehicles of other departments. Major repairs to all these were carried out in the Municipal Workshop at Santacruz. The total fleet consisted of 219 vehicles and 8 trailers. The Garaging arrangements for vehicles for the Suburbs and Extended Suburbs were as under :—

Serial No.	Ward.	Location.	Type of Vehicles.
1	K Ward ...	Chunna Bhatti, Opp. B. E. S. T. Depot, S. V. Road Santacruz (W) Bombay 54.	Cesspool Dog Van Night Soil Trailors; Encroachment Van, Pick Up, Jeep, Cash Van.
2	L & M Ward ...	Opp. Kurla Court, B. A. Road, Kurla, Bombay 70.	Refuse, Cesspool, Pick Up, Jeep.
3	Do.	C. S. T. Road, Kurla Bombay 70 ...	Do.
4	N & T Wards	Park Site, near Godrej Co., Vikhroli, Bombay.	Do.
5	P & R Wards ...	Underaj Road, Opp. Malad Police Station, Malad West, Bombay 64.	Refuse, Pick up Cesspool, Dog Vans, N. S. Trailors.

To improve the work of Transport Section a number of measures were initiated in the year under review. The policy of standardisation was pursued to cover all types of vehicles, *viz.*, heavy duty transport vehicles, medium size vehicles, pick ups including ambulances and Hearses and personnel carriers. 38 T.M.B. new vehicles were purchased for different services in Suburbs and Extended Suburbs during the year.

Side by side with the standardisation and the purchase of new vehicles, a programme of scrapping the old and unreliable vehicles was taken up. As many as 19 vehicles were scrapped and sold by inviting sealed offers.

An attempt was also made to take over completely the refuse transport in the Suburbs and extended Suburbs by departmental vehicles. However, due to certain difficulties of working, complete self sufficiency could not be achieved. The hiring of vehicles in Suburbs, however, has been reduced to a negligible amount and that too, to cope with extra load during peak refuse season.

The C. P. and refuse services were started in 2 shifts. A portable 2" pump operated by petro engine was fitted up for pumping out the cesspool and septic tank contents. It proved very successful in experimental use and a large scale application was proposed to be introduced in the coming year.

As one of the measures for improvement, the purchase of spares was controlled centrally from main transport store at Foras Road. The Suburban Store at Santacruz would gradually be drawing all its requirements from Foras Road Stores. This was expected to lead to better control on the expenditure and utilisation of spares and other stores.

Preventive maintenance of all these vehicles was organised with a view to reduce the number of break downs and the hold over periods in Garages. A systematic scheme for painting of these vehicles was also introduced. These and other measures helped to improve the operating efficiency of the Transport Branch from approximately 80 per cent to 86 per cent and above.

To meet the growing demands in Suburbs and Extended Suburbs it was decided to set up a workshop at Santacruz to take care of Suburban Vehicles. The work on the building was started and was expected to be completed in the next year. Similarly plans and estimates for the garage at C. S. T. Road Kurla were finalised and tenders for construction of garage were invited. The B. E. S. T. Depot at Borivli was being acquired for the use of Transport Branch. This Depot was not in use by B. E. S. T. authority for some time. In addition to the above the Plot in Industrial Estate at Poisar was being developed for parking of Municipal vehicles and scrapped vehicle lot. With all these garages getting ready at the end of 1970-71, it was expected that the present difficulties of parking and operating would be solved.

The expenses of the department were met from Suspense Account and were reimbursed by preferring bills against the departments utilising the vehicles. The rates were decided by preparing a profit and loss account statement at the end of the year. The Budget for Transport Branch for Suburban Section was in the order of 42 lakhs for maintenance and operation works.

L—CONSERVANCY BRANCH

The Suburbs and Extended Suburban area has been divided into three Ranges (Range I, II and III) for the discharge of administrative and executive functions of the Branch. These Ranges were looked after by the Assistant Head Supervisors.

(1) *Cleansing of Roads and footpaths.*—The Roads, footpaths and open places were swept in the following manner :—

	sq. yds.
(a) Twice Daily	... 17,90,492
(b) Once Daily	... 38,16,302
(c) Twice a week	... 12,29,469
(d) Once a week	... 87,462
(e) Occasionally	... 1,07,125
Total	... <u>70,30,850</u>

(2) *Collection, Removal and Disposal of Refuse.*—(a) House Hold Trade Refuse and sweepings from roads were collected in 1,884 Municipal dust bins as against 1,789 (Municipal dust bins) in the previous year.

Municipal dustbins and refuse trailers were attended to daily, on alternate days and weekly as per density of the population. Out of 1,62,887 tons of refuse collected, 1,62,887 tons of refuse was utilised for reclamation of municipal lands.

(3) *Prevention of Nuisance.*—During the year, 539 cases under Section 372 (e) of the B. M. C. Act for indiscriminate throwing of refuse and 1,484 cases for urinating on public roads were filed in the court under Section 115 (a) of the B. C. P. Act.

(4) *Cleansing of open drains (Municipal and Private)*—The work of cleansing of road side sullage drains was carried out and 55,61,874 sq. yds. area was cleaned.

(5) *Collection, Removal and Disposal of Night Soil.*—There exists 6,541 basket privies as against 6,993 of the previous year and 452 basket privies were either demolished or converted during the year.

The total number of public sanitary conveniences was 574 having 2,346 seats.

During the year under report 9,715 gallons of Night Soil from latrines was collected and removed every day. The open plots and fields fouled by public were also cleansed and in all 32,07,841 gallons of Night Soil removed.

(6) *Cesspool Clearance.*—During the year 3,171 cesspools existing in Range, I, II and III were attended to and a total 3,04,68,500 gallons of cesspool contents were removed.

(7) *Disposal of Night Soil.*—The night soil and cesspool contents collected at the following Depots (1) Khar Purification Plant (2) Versova Night Soil Depot, (3) Oshivara Night Soil Depot (4) Gorai Road Borivali were disposed of in the creeks at different points.

(8) *Special Service on payment were continued as under:—*

(1) Removal of trade refuse from private markets.

(2) Cleansing of Commodes.

(3) Cleansing of temporary privies erected for dramas, Tamashas, etc.

(9) *Dog Licensing, Immunization and Destruction : (i) Dog Licensing.*—During the year 3,645 dogs were licensed in the various wards under Range I, II and III on payment of dog tax.

(ii) *Dog Immunization.*—During the year 187 dogs were immunized

(iii) *Dog destruction.*—During the year the work of catching dogs for destruction was carried out and in all 33,337 dogs were caught and sent to lethar chambers at Mahalaxmi.

(10) *Removal and Disposal of Carcasses.*—The work of removal and disposal of carcasses was carried out with the help of contractors.

(11) *Lobur Welfare.*—There were seven Welfare centres working at (1) Khar, (2) Andheri, (3) Versova (4) Municipal Staff Quarters at Kurla, (5) Vikhroli, (6) Chembur and (7) Mulund. In addition to the above there are co-operative Credit Societies from which staff members took advantages.

(12) *Veterinary Dispensary at Khar.*—Junior Veterinary Inspector, Khar who was in charge of veterinary dispensary carried out the work of Inspection of Milch Cattle stables 4,083 animals and 106 birds were treated and 92 inoculations were done in the dispensary.

(13) *Income.*—The total income (Revenue) from various sources earned by Conservancy Branch (Range I, II and III) during the year was Rs. 1,55,799.41.

APPENDIX No. 1.

Statement showing the works of Building Construction in Progress and those completed in the year 1969-70 in the City Limits:—

Serial No.	Name of the Works.	Estimated cost	Expenditure upto 31-3-1970.
A Works completed.		Rs.	Rs.
<i>(a) Housing.</i>			
1	Construction of 36 tenements and 4 shops at Worli Labour Camp, Worli	5,19,167.00	3,83,391
2	Construction of 30 self contained single room tenements at Peru Chawl, Lalbaug.	2,72,164.00	2,47,009
3	Construction of Superstructure of 17 buildings in 'A' Block Dharavi, E1 to E10, A1 to A6.	40,64,442.00	53,44,677
4	Construction of Superstructure of 10 buildings on the portion of 'A' Block at Dharavi (out of total 20 buildings).	28,29,076.00	
5	Construction of 372 tenements and 8 shops at Raloi Camp	33,23,099.00	28,43,350
		1,10,07,948.00	83,18,427

Serial No.	Name of the works	Estimated cost.		Expenditure upto 31-3-1970
		Rs.	P.	
<i>(b) Buildings other than Housing.</i>				
1	Construction of a school building at Chowny Gully, Off Cadell Road	11,08,316.00		8,35,178
2	Construction of a market at Worli Neighbourhood unit area	16,34,581.00		14,96,866
3	Construction of a school building at Globe Mill passage	16,91,223.00		12,96,719
4	Construction of Maternity Home at Junction of Lady Hardinge Road Plot No. 95, T. P. S. II, Mahim (Dilip Gupte Road & Kataria Road)	13,80,335.00		8,65,190
5	Renovation of Dadar Market near Kohinoor Cinema	1,21,403.00		96,226
6	Construction of F/South Ward Office at Parel	21,81,637.00		19,09,319
7	Pile foundation for school building at Girgaum division, Rane Building	55,117.00		46,438
8	Protective rubble work at Birla Kreedha Kendra	1,25,620.00		56,532
9	Construction of school building at Rawli Camp	12,00,432.00		11,73,499
10	2 Nos. underground suction tanks and overhead tanks at Rawli Camp	4,62,356.00		3,98,305
11	Providing and fixing chain link fencing along the central Dividers Marive	43,836.00		41,406
12	Additional floor over Municipal school building at Gilder Lane	4,18,552.00		3,44,838
13	Construction of temporary O. P. D. and Wards at L. T. M. G. Hospital, Sion	8,70,429.00		5,67,095
14	Construction of Centralised 'B' Ward Office at Babula Tank Road	23,02,178.00		17,96,104
15	Earth filling and providing a compound wall at Gowari Hindu Cemetery at Wadala	1,14,425.00		1,18,711
		<u>1,37,10,440.00</u>		<u>1,10,52,426</u>

B.—Works in Progress.*(a) Housing.*

1	Construction of 240 tenements at Haji Ali Park	85,56,312.00		45,96,508
2	Construction of 158 tenements for Co-operative Housing for Municipal Staff and Councillors	48,42,235.00		52,736
3	Under ground suction tank and overhead tank on tower Pump room	2,18,485.00		1,14,033
4	Extension to R. M. O.'s quarters at K. E. M. Hospital, Parel	4,85,813.00		2,44,166
5	Guniting treatment to Ward Officers staff quarters at K. E. M. Hospital, Parel	2,69,735.00		1,70,295
6	Construction of 44 self contained single room tenements at Dadasaheb Falke Road	2,51,589.00		2,31,162
7	Construction of 328 tenements and 12 shops a Rawli Camp	29,55,849.00		21,90,997
8	Construction of 20 Buildings at Dharavi	26,51,805.00		22,52,907
9	Construction of 10 buildings at Dharavi	28,29,076.00		14,14,832
10	Construction of R. M. O.'s quarters at L. T. M. G. Hospital, Sion	11,75,481.00		4,31,072
11	Construction of 45 tenements at Kamathipura	5,33,632.00		3,18,174
12	Construction of additional 4 rooms at Worli Fire Brigade Station	51,438.00		...
		<u>2,48,21,450.00</u>		<u>1,20,16,882</u>

(b) Buildings other than Housing.

1	Superstructure of Dental College, Bombay Central	40,06,603.00		14,45,508
2	Construction of School Building at Sardar Nagar, Rawli Camp	11,75,763.00		6,84,808
3	Construction of Market at Rawli Camp, near Koliwada	18,31,380.00		5,41,318
4	Diagnostic centre, Clinic and Maternity Home at Rawli Camp	14,27,909.00		6,93,609
5	Construction of school building on F. P. No. 130, Manmala Tank Road	14,14,768.00		5,37,343
6	Kitchen Block building No. 3 and extension to building No. 1 at L. T. M. G. Hospital, Sion	49,34,046.00		20,47,235
7	Proposed Building for rat incinerator and rat dissection hall in the Haffkine Institute, Parel	84,459.00		850
8	Painting of the main building at Extension building at R. P. T. B. Hospital, Sewree	89,874.00		...
9	Construction of Sanitary blocks at proposed hutment colony, Dr. E. Moses Road	1,44,887.00		...
10	Construction of School Building at Kambekar Street	4,65,876.00		1,52,346
11	Construction of whole-sale-cum-retail market at Palton Road	73,42,672.00		52,35,942
		<u>2,29,18,237.00</u>		<u>1,13,74,959</u>

APPENDIX No. 2

Statement showing the works completed in the year 1969-70.

I.—Road resurfacing works in Asphaltic Concrete :—

- (1) $\frac{1}{2}$ Curry Road including bridge and approaches (N.M. Joshi Marg to Dr. Ambedkar Marg).
- (2) Lady Jamshedji Road (Trench taken by H. E.'s Deptt.) (Miya Mohomed Chhotani Road to Mogul Lane.).
- (3) Zackeria Bunder Road (Sewri Road to Sewri Station Road).

II.—Construction of new roads :—

- (1) Proposed re-alignment of (i) 'E' Road (ii) Road on the West of Marine Lines Station and (iii) Netaji Subhash Road in connection with quadrupling of tracks on Western Railway between Churchgate and Grant Road.
- (2) 60' and 40' roads in Raoli C.P.W.D. area.

III.—Improving Private Streets :—

- (1) Construction of Private Street off Dr. E. Moses Road.

IV.—Road Widening :—

- (1) Adding set-back to—
 - (i) Road No. 29 Sion - Construction of Western foot-path.
 - (ii) Road No. 32 Sion - Construction of Western foot-path. Opp. Koliwada Railway Station and 2 set-backs near Level Crossing.
 - (iii) Duncan Causeway - Construction of foot - Paths.
 - (iv) Road No. 18-Wadala-Construction of foot-paths.

APPENDIX No. 3.

Statement showing the works in progress.

I.—Road Resurfacing works in Asphaltic Concrete. :

- (1) Dr. Ambedkar Marg (Including adding a part of Central Reservation to carriageways). (From B.N. Maheshwari Udyan to Khodadad Circle).
- (2) Dr. Ambedkar Road Tram Tracks. (From Poibawdi Junction to Lalbaug).
- (3) Lady Jamshedji Road (Trench taken by H.E.'s Deptt). (From Mogul Lane to Shivaji Park Junction)

II.—Road Resurfacing works in cement concrete :—

- (1) Junction of Zackeria Bunder Road with Sewree Road and Tokersi Jivraj Road.
- (2) Tokersi Jivraj Road. (From Zackeria Bunder Road to Acharya Donde Marg).

III.—Construction of New Roads :—

- (1) Construction of 4th carriageway in asphaltic concrete on Rafi Ahmed Kidwai Road (from Road No. 21 to the end of Block "A" of P. & T. Departmentetc.).
- (2) Construction of remaining portion of 1st and 2nd carriageway on Rafi Ahmed Kidwai Road (from Jerbai Wadia Road to Gollanji Hill Road.....etc.).
- (3) Construction of remaining roads in T.P.S. IV. Mahim in full-grouting.
- (4) Construction of internal roads in Hutments Colony 'Unus Kondaji Khan' off Jerbai Wadia Road, Parel.....etc.).
- (5) Construction of 6.1 m. and 3.0 m. wide passages in cement concrete at the proposed hutment colony at Dr. E. Moses Roadetc.
- (6) Construction of approaches to the proposed Road over-bridge over Central Railway between Matunga and Sion near L. T. M. G. Hospital, Sion.

IV.—Road Widening :—

- (1) Adding Set-backs to Swatantrya Veer Sawarkar Marg (Cadell Road) (from Ranade Road Extension to Shivaji Park Road No. 5).
- (2) Adding Set-backs to Laxmibai Jagmchandas Marg from Petit Hall to Jamnadas N. Mehta Road-Construction of foot-Paths.
- (3) Widening Senapati Bapat Marg (from Dr. E. Moses Road to Fergusson Road).
- (4) Adding Set-backs to Walkeshwar Road near Malabar Hill B.E.S.T. Bus Terminus.
- (5) Widening of Jehangir Boman Behram Marg (from Dr. Anandrao Nair Road to Shankarrao Puppla Road,etc.).
- (6) Adding set-backs to N.M. Joshi Marg near the office of Controller of Stores.

APPENDIX No. 4.

Statement showing Drainage Works which were either completed or in progress during the year 1969-70.

Serial No.	Name of the work.	Estimated Cost.
		Rs.
1	Proposed 9"-12" S. W. Pipe sewer and 12"-14" drain along Cleaveland Bunder Road and 80-120' Road at Worli.	1,15,596.00
2	Providing and laying sewer and S. W. drain in Mahim T. P. S. III, North of Mori Road Mahim	1,79,577.00
3	Providing and laying S. W. Drain in 'B' Ward Main Roads—Part— I.	3,45,753.00
4	Providing and laying S. W. Drain in 'B' Ward bye-lane—Part— I.	2,89,103.00
5	Diversion of drain for quadrupling of Railway tracks between Churchgate and Grant Road Railway Stations.	3,11,424.00
6	Providing S. W. Drain in Maheshari Udyan.	5,40,000.00
7	Providing and laying pipe sewer in Bhagwanlal Indrajit Road, Banganga	1,54,736.00
8	Renovation of activated sludge plant including ancillary works at Dadar Purification works	10,37,812.00
9	Enlarging the existing pipe sewer along Bellasis Road.	39,984.00
10	Providing and laying sewers and S. W. Drains along Road No. 33-A, 19-A, etc. Scheme No. 57 Sewri Wadala.	2,31,659.00
11	Providing and laying sewers in Sun Mill Lane.	1,09,179.00
12	Providing and laying sewers and S. W. drain in Antop Hill area—Part-III.	3,65,748.00
13	Providing and laying sewer and S. W. drains in Dharavi Development Scheme, Dharavi	9,45,991.00
14	Providing and laying S. W. Drain in Sewri Cemetary Road	33,950.00
15	Construction of additional manholes in F. & G. Wards.
16	Providing S. W. Drain in Bhulabhai Desai Road.	31,462.00
17	Proposed 450 mm. dia. interconnection of the existing S. W. Drain at Tokarsi Jivraj Road	60,385.00
18	Proposed cross over a cross 2.44 M. 2.44 M. R. C. C. duct at L. G. P. Works, Worli	18,180.00
19	Providing and laying 230 mm. dia. pipe sewer along the passage leading to Spring Mills	18,370.00
20	Proposed 450 mm. dia. 500 mm. dia. S. W. Drain over-flow connections in Road No. 4 at Matunga.	20,823.00
21	Providing 150 mm. dia. extra sewer connection across the proposed 4' carriage-way at Rafi Ahmed Kidwai Road	16,250.00
22	Proposed 230 mm., 450 mm. dia. pipe sewer and 300 mm. 450 mm. and 0.68 × 0.53 M. S. W. Drain for the Municipal Housing Colony at Koliwada off Rawli Camp.	1,08,482.00
<i>List of works of which contracts were terminated.</i>		
1	Repairs to the collapsed portion of the treble barrelled S. W. Drain along 100' Road to the south of Mahalaxmi Race Course (Remaining portion of the work)	1,53,326.00
2	Providing and laying sewer and S. W. drain in Road No. 33-A, 19-A etc. in Scheme No. 57, Sewri Wadala (Portion of the work)	2,31,659.00
<i>List of works left in complete by the Contractors:—</i>		
1	Providing and laying sewer and S. W. Drain in Antop Hill—Part-I	4,24,129.00
2	Construction of digestion tank gas holder at Dadar Purification Works	9,55,166.00

APPENDIX No. 4.—(Contd.)

Statement showing Drainage Works which were either completed or in progress during the year 1969-70.

Serial No.	Name of the work.	Estimated Cost.
		Rs.
<i>The following works were in progress during the year 1969-70.</i>		
1	Proposed 9" dia. sewer and 12"-16"-44" dia. S. W. Drain in the Elphin-tone Estate (Mandvi T. P. Schemes) ...	2,17,999.00
2	Providing S. W. Drain in 'B' Ward Main Roads, Part-II. ...	6,64,048.00
3	Construction of additional Manholes in A, B & C Wards. ...	4,77,063.00
4	Construction of additional manholes in D & E Wards. ...	4,71,880.00
5	Improvement of common house gully in A & B Wards. ...	3,20,382.00
6	Improvement of common house gully in 'C' Ward. ...	2,87,508.00
7	Improvement of common house gully in 'D' Ward. ...	4,27,246.00
8	Improvement of common house gully in 'E' Ward. ...	5,29,433.00
9	Improvement of common house gully in F & G Wards. ...	84,355.00
10	Desilting S. W. Drain in 'D' Ward. ...	66,618.00
11	Civil work for additional 45-46 million litres per day Primary treatment plant consisting of (1) Primary settlement tank (2) consolidation tank etc. at Dharavi Purification Works ...	7,50,752.00
12	Covering open drain between Elphin-tone Road and Textile Mills Culvert. ...	13,02,845.00
13	Conversion of privies into W. C. blocks with full flushing system in F/N Ward. ...	97,695.00
14	Conversion of privies into W. C. blocks with full flushing system in F/South and G/South Wards. ...	74,788.00
15	Providing and laying sewers and S. W. drain along proposed 44'-0" wide Road at Matunga Labour Camp, Dharavi. ...	1,50,000.00

APPENDIX No. 5

Statement showing the performance of Colaba Purification Plant during year 1969-70.

Month	Total sewage pumped in M. Litres	Sewage treated in M. Litres	Grit removed in plant and pumping	Screening in Cu. Meters	K. W. H.		Gas generated in Cu. Meters	Sludge to Digestion Tank in M. Litres	Digested Sludge removed in M. Litres
					Plant	Pumping			
1	2	3	4	5	6	7	8	9	10
March 1969 ...	248.92	179.1335	10.62	3.41	24,260	23,627	14,474	50,22,000	5,94,000
April 1969 ...	245.174	181.636	10.42	3.22	22,960	23,173	15,519	48,60,000	2,26,125
May 1969 ...	205.32	162.6079	8.22	2.68	21,730	22,307	11,261	50,22,000	Nil.
June 1969 ...	318.224	128.2008	5.8	1.99	17,540	32,200	8,286	48,60,000	Nil.
July 1969 ...	425.354	121.68065	6.91	1.76	17,910	45,050	7,867	50,22,000	Nil.
Aug. 1969 ...	315.31	124.35515	6.84	2.59	17,800	31,700	5,887	48,60,000	Nil.
Sept. 1969 ...	391.355	143.7663	7.74	2.78	15,030	38,320	7,614	50,22,000	Nil.
Oct. 1969 ...	201.007	147.42	6.35	3.49	15,210	21,330	7,867	48,60,000	Nil.
Nov. 1969 ...	227.642	57.3345	6.18	2.6	13,080	22,100	7,614	50,22,000	Nil.
Dec. 1969 ...	286.652	119.0735	5.98	1.65	16,350	23,080	7,867	48,60,000	1,77,525
Jan. 1970 ...	221.42	168.35	9.4	4.75	21,540	21,720	7,867	50,22,000	74,250
Feb. 1970 ...	224.64	186.9605	9.18	4.38	20,970	22,490	7,106	45,36,000	26,325
Total ...	3,310.618	1720.41885	93.64	35.30	1,94,430	3,27,077	1,09,229	589,58,000	10,88,225
Average ...	275.885	143.36824	7.80	2.94	16,202	27,258	9,102	49,13,165	90,685

APPENDIX No. 6

Statement showing the performance of Pumping and Compressor Station in the City in the charge of E. E. Mechanical (South) during 1969-70

Serial No.	Name of the Pumping Station	Installed capacity in M. G. D. (Litres/Min.)	Total Sewage quantity pumped during the year in M. Litres	Average Sewage Quantity pumped per day in M. Litres.	Electrical energy consumed during the year	Cost of Electrical energy consumed during the year
1	2	3	4	5	6	7
1	Matunga	24.0 (75,040)	20,588.87	56.40	11,82,440	92,705.25
2	Mahim	14.12 (44,620)	12,109.06	33.17	4,13,640	43,105.03
3	Tulsi Pipe Line	15.48 (48,920)	4,162.75	11.40	2,16,840	26,266.24
4	Chinchpokli	13.00 (39,480)	1,055.27	2.89	65,960	8,479.00
5	Wadala	17.00 (53,630)	8,910.15	24.41	5,32,090	65,770.82
6	Napean Sea	8.00 (27,900)	1,923.83	5.27	1,08,230	1,19,510.93
7	Globe Mill Passage	20.00 (63,200)	6,503.28	17.81	2,17,120	28,676.57
8	Gadge Maharaj Chowk	24.00 (75,804)	12,379.86	33.91	3,15,860	77,156.96
9	Salt Pan	2.5 (9,500)	2486.45	6.81	1,05,709	18,179.92
10	Harvey Road	4.0 (12,640)	1,567.08	4.29	50,937	6,887.58
11	D. Causeway	4.8 (15,190)	1,012.75	2.76	64,210	5,087.83
12	Tank Bunder	1.44 (4,540)	760.89	2.08	48,354	6,625.27
13	Sion	2.16 (6,810)	817.80	2.24	90,250	11,650.71
14	Victoria Garden	101.94 C.M./Min.	7,95,900	13,852.42
15	Carrol Road	26.90 Cu.M./Min.	98,640	15,713.06

APPENDIX No. 7

Statement showing the performance of Sewage Pumping Stations in the City in the charge of E. E. Mech. (N and P) during 1969-70

Name of the Pumping Station	Installed capacity in M.G.D. (Litres/Sec.)	Average of mini-level during the year in metres	Average of average level during the year in metres	Total sewage pumped during the year in Million Litres	Average sewage Qty. pumped per day in Million Litres	Ele. energy consumed during the year in KWH	Cost of ele. energy consumed during the year in Rs.	Cost of operative staff during the year in Rs.	Cost of repairs and maint. during the year in Rs.	Cost of over-head charges during the year in Rs.	Total cost of and main-taining the station during the year in Rs.	Cost per million litres of sewage pumped
1	2	3	4	5	6	7	8	9	10	11	12	13
Dharavi Purification Plant	2,353.5 Lit./Sec.	2.175	3.03	19,788.75	54.21	660,716.00	67,393.00	13,630.00	20,808.00	8,510.00	110,341.00	5.56
Dadar Purification Works	836.8 Lit./Sec.	0.40	1.59	11,359.00	31.10	529,976.00	45,228.00	16,890.00	11,719.95	9,383.35	83,221.30	7.32

APPENDIX No. 8.

Statement showing the Gas Generation and utilisation at Dadar Purification works during 1969-70.

Gas Generation Unit :		Quantity.		
(1) Digestion Tank No. 1		4,54,69,200 Cft.	(12,86,379 Mt.)	
(2) Digestion Tank No. 2		3,24,09,000 Cft.	(9,17,175 Mt.)	
Total ...		7,78,78,200 Cft.	(22,03,554 Mt.)	
Type of Consumption	Gas consumed in Cft.	Rate per 1000 Cft.	Cost of the gas	Meter Rental
		Rs.	Rs.	Rs.
A (a) Municipal Hospitals	27931000	4.25	1,30,297.30	2,651.65
(b) Municipal Staff	2727600	4.25		
B Domestic Consumption	6990800	5.40	39,524.19	4,837.90
C Commercial	16585800	6.40	1,06,110.17	1,795.35
Total	54235200		2,75,931.66	9,284.90

Total Rs. 2,85,216.56

APPENDIX No. 9.

I.—Statement of the Analytical Data in respect of Dadar Purification Works for 1969-70.

1	Sewage Treated	...	7433.11 M.G. (33700 M. Litres).
2	Grit Removed	...	63515 Cft. (1797.47 C.M.)
3	Screening Removed	...	14460 Cft. (409.22 CM.)
4	Sludge to Dig. Tank	...	39583000 Gals. (179 × 10 ⁶ Litres).
5	Dry matter added to D. Tank.	...	15481455 Lbs. (7013100 Kg.).
6	Volatile matter to D. Tank	...	9887088 lbs. (4474320 Kg.).
7	Digested Sludge removed	...	5190000 gals. (2356 × 10 ⁶ Litres).
8	Total Gas Generated	...	77878200 Cft. (2203353 CM.).
9	Gas/Gl. of sludge added	...	1.97 Cft. (0.0123 CM/Lit.).
10	Gas/Lb. of Dry matter added.	...	5.03 Cft. (0.315 CM/Kg.).
11	Gas/lb. of Volatile Matter.	...	7.88 Cft. (0.492 CM/Kg.).
12	Gas per 10,00,000 Gals. of sludge treated.	...	10470 Cft. (65.5 CM./M. Litres).
13	Total Electric Consumption excluding Pumping Station.		4,67,574 K.W.H.
14	H. P. Required per M. G. of Sewage treated/Hr.		3.773 H.P.
15	Total expenditure (inclusive of Pumping Station etc.).		
	(A) Electric Power		Rs. 87,528.10.
	(B) Salaries and Wages		Rs. 3,26,450.58.
	(C) Materials supplied Including Laboratory	...	Rs. 38,057.86
16	Returns—		
	(A) Sale of Gas	...	Rs. 2,85,216.56
	(B) Sale of Manure	...	Rs. 11,372.40

II.—Analytical Data—Average for the year 1969-70.

	Sewage			Final Effluent		
	Old Plant	Extn. Plant	Act. Sludge	Filter-1	Filter-2	Filter No. 3
1 4 Hrs. Oxygen absorption	86 ppm.	6760 ppm.	18.8 ppm.	30.8 ppm.	34.5 ppm.	27.4 ppm.
2 Suspended Solids	402 ppm.	301 ppm.	14.0 ppm.	52.6 ppm.	54.1 ppm.	37.3 ppm.
3 Dissolved Oxygen	2.3 ppm.	0.47 ppm.	0.1 ppm.	0.09 ppm.
4 B.O.D. at 20°C in 5 days	323 ppm.	197.7 ppm.	11.5 ppm.	68.9 ppm.	68.2 ppm.	53.6 ppm.

APPENDIX No. 10.

Statement showing the detail of asphalt plant production during the year 1969-70.

Main Plant Box = 300 Kg. Box. Pegson Plant.

Month.	Binder	Surface	Chip coat	Grit coat	Seal coat	Premix Macadam	1/2"	1"	Total	Binder	Chip coat	Grit coat	1"	Premix 1/2"	Total	Working days.
March 1969	83	81	2,091	542	184	2,981	22
April 1969	34	1,424	624	331	181	565	3,159	24
May 1969	306	167	646	583	485	2,187	24
June 1969	80	106	1,249	318	102	84	1,939	22
July 1969	71	2,291	10	2,372	26
August 1969	524	...	524	1,696	1,696	25
September 1969	84	604	876	1,564	25
October 1969	47	47	...	1,525	...	70	18	1,613	26
November 1969	135	157	1,447	1,236	54	3,009	23
December 1969	83	267	1,926	1,180	...	959	4,415	26
January 1970	741	356	2,536	878	...	51	4,562	26
February 1970	775 197	631	282	547	...	471	2,903	23
Total	2,434	3,180	10,848	5,686	1,006	2,046	2,899	10			1,609	...	674	2,590	4,873	293

Main Plant :- 28,118
 Pegson Plant :- 4,873
 Working days 293.

APPENDIX No. 11

Summary of works carried out during 1969-70 :-

Serial No.	Mode of Repairs.	Area in sq. meter	Amount Rs.
1	Repairs with 3" sheet Asphalt	505	11,486.75
2	Repairs with Asphaltic concrete and semi-dense	13,786	1,10,443.00
3	Repairs to Asphalt Road with chip or grit coat	65,521	3,23,030.45
4	Repairs to Bituminous Roads with chip or grit coat	57,479	2,96,104.15
5	Seal coat laid on footpaths	7,867	48,173.50
6	Miscellaneous Works	9,686	73,179.57
7	Trenches repaired on different Roads	4,554	46,336.20
8	Macadam laid on different roads	7,554	94,528.10
9	Potholes repaired and cracks filled in on different roads	11,868	1,11,575.55
	Total	1,79,453	11,65,475.85

APPENDIX No. 12

Statement showing the rubble crushed and metal production during 1969-70.

Month.	Rubble.	Metal 1 1/2"	Metal 1"	Metal 1/2"	Grit and Dust
March 1969	20,250 C.ft.	8,525 C.ft.	4,050 C.ft.	4,050 C.ft.	4,050 C.ft.
April 1969	30,300 ..	12,120 ..	6,060 ..	6,060 ..	6,060 ..
May 1969	29,600 ..	15,340 ..	5,920 ..	5,920 ..	5,920 ..
June 1969	27,400 ..	18,850 ..	4,110 ..	4,110 ..	2,740 ..
July 1969	26,450 ..	13,225 ..	7,935 ..	2,945 ..	2,945 ..
August 1969	31,500 ..	12,600 ..	7,875 ..	7,875 ..	3,150 ..
September 1969	23,800 ..	9,520 ..	8,925 ..	5,925 ..	2,380 ..
October 1969	37,500 ..	15,000 ..	9,375 ..	9,375 ..	3,750 ..
November 1969	27,300 ..	13,920 ..	6,825 ..	6,825 ..	2,730 ..
December 1969	29,900 ..	18,950 ..	5,980 ..	5,980 ..	2,990 ..
January 1970	19,000 ..	9,500 ..	5,950 ..	7,630 ..	3,440 ..
February 1970	13,400 ..	7,620 ..	1,270 ..	11,090 ..	4,120 ..
Total	3,16,400 ..	1,55,170 ..	74,275 ..	77,785 ..	44,275 ..

APPENDIX No. 13.

Statement showing the roads on which the regular lines under Section 297(i)(a) and 297 (i)(b) were proposed or prescribed/ revised for city roads during the period from 1st April 1969 to 31st March 1970.

Serial No.	Name of the roads.	Plan No. & Date.	Proposed width.	Ward	Remarks.
1	Widening of N. C. Kelkar Road.	130 of 26-9-1969	27.40 m. (90')	G	Draft issued to the W.C./ Corporation.
2	Widening of Matunga Road	131 of 16-10-1969	27.40 m. (90')	F	Sanctioned on 29-10-1969.
3	Widening of Sewri Cemetery Road	132 of 17-10-1969	12.20 m. (40')	F	Sanctioned on 29-10-1969.
4	Widening of Falkland Road	133 of 21-10-1969	27.40 m. (90')	D	Draft issued to the W.C./ Corporation.
5	Widening of Maulana Shaukatali Road (Grant Road)	134 of 21-10-1969	27.40 m. (90') 26.60 m. (120')	D	Draft issued to the W.C./ Corporation.
6	Widening of Maharahi Karve Road	135 of 21-10-1969	27.40 (90')		
7	Road widening in Adarsha Nagar Colony	135 of 21-10-1969	18.30 m. (60')	G	Sanctioned on 29-10-1969.
8	Widening of S. V. Patel Road	137 of 21-10-1969	30.5 m. } 32.0 m. }	D	Draft issued to the W.C./ Corporation.
9	Widening of Rao Bahadur S. K. Bole Road	139 of 3-1-1970	27.40 m.	G	Draft issued to the W. Corporation.

APPENDIX No. 14.

Details of actions for improvement of Private Streets in the City.

Serial No.	Name of the Street.	Remarks.
1	Private street at Gowalia Tank Road ...	Action under Section 305 of the Act. Fencing on the disputed portion was removed and work of Improvement of the said portion was being attended to.
2	Private street off Dr. E. Moses Road (Haines Road) near Kores (India) Ltd. ...	Action under Section 305 of the Act. The work of the improvement of the street was already completed. Accounts were yet to be verified by the Chief Accountant's office. The street will be declared public under Section 306 of the B.M.C. Act. after demand notices are served.
3.	Private street known as Gowalia Chawl Lane off Globe Mill Passage. ...	Action under Section 377-1A of the Act. Works of Improvement was completed. Accounts were to be verified by the Chief Accountant's Office.

APPENDIX No. 15.

Private streets proposed to be improved at the frontager's cost without resorting to Action under Section 305 of the B. M. C. Act.

Serial No.	Name of the Street.	Remarks.
1	Private street off Dr. S. S. Rao Road leading to Raj Kamal Studio. ...	Under ground drainage work and road work completed. Accounts were to be verified.
2	Private street from Dr. E. Moses Road (Haines Road) to stores Depot of Western Railway	The work was completed and the accounts were to be verified by C. A.

APPENDIX—No. 16.

Action taken under Section 305 of the Bombay Municipal Corporation Act to improve the private streets in the City Limit during the year.

Serial No.	Name of the Private Street.	REMARKS.
1	Private street between Kakad Wadi and V. P. Road.	Road work was completed and Lighting work was being attended to.
2	Private street off Bhulabhai Desai Road leading to Dhakleshwar Temple.	Lighting work was completed and Road work was being attended to.
3	Private streets in Tokarsey Jiwrajwadi off Tokarsey Jiwraj Road, Sewri.	Notices under Section 305 of the Act were served and the work of Improvement was being carried out under section 489 of the Act.
4	Private Streets in Sundarji Liladharwadi off Sewri Road, Sewri.	Notices under section 305 of the Act, were served and the work of improvement was proposed to be carried out under Section 489 of the Act.
5	Private streets near Strand Cinema ...	Do.
6	Private Streets in Nawanagar off Dockyard Road	Do.

APPENDIX—No. 17.

List of Municipal references dismissed by the Chief Judge of the Small Causes Court in cases in which leave to appeal to Supreme Court was applied for—

Serial No.	Reference.	Name of the Respondent.	Locality.	Remarks.
1	M/123 of 1959 ...	Ranchhoddas Gopaldas & others.	1st Pasta Lane.	Leave to appeal to supreme court was applied for.
2	M/124 of 1959 ...	Do.	Do.	Do.
3	M/125 of 1959 ...	James Albert Hallow EEN.	Do.	Do.
4	M/126 of 1959 ...	Manharlal Maganlal Sukhadia ...	Do.	Do.
5	M/127 of 1959 ...	Jamnabai R. Rupaji	Do.	Do.
6	M/128 of 1959 ...	Pannalal Bansilal and Others.	Do.	Do.

APPENDIX No. 18.

Detailed report of the total out put of the Municipal Foundry and sanctioned rates for castings for the year 1969-70.

Serial No.	Type of the Castings.	Nos.	Weight Kgs.	Rate Rs.	Per	Amount. Rs.
1	2	3	4	5	6	7
1	C. I. Manholes frames & covers complete	778	183608.0	120.00	Each	93360.00
2	C. I. O. P. Boxes	30	810.0	30.80	"	924.00
3	C. I. S. T. Large Boxes	80	1264.0	17.40	"	1,392.00
4	C. I. Round Boxes	16	275.2	17.40	"	278.40
5	C. I. G. A. S. Boxes	10	190.00	1.60	Kg.	304.00
6	C. I. Gratings 20" x 19" x 2 1/2"	2	136.0	1.25	"	170.00
7	Do. 19 1/2" x 18" x 2"	4	204.0	1.25	"	255.00
8	Do. 19" x 19" x 2"	6	307.0	1.25	"	284.00
9	Do. 18 1/2" x 18 1/2" x 2"	6	255.0	1.25	"	318.00
10	Do. 18 1/2" x 18" x 2"	2	230.0	1.25	"	287.50
11	Do. 6" x 6" x 1/2"	200	240.0	3.70	Each	740.00
12	Do. 8" x 8" x 1/2"	25	60.0	4.30	"	107.00
13	Do. 5" dia.	40	16.0	2.10	"	84.00
14	C. I. Machinable casting	Lot	24000.0	1.60	Kg.	38,400.00
15	C. I. non-machinable casting	"	500.0	1.25	"	625.00
16	C. I. wheels 6" x 2"	70	350.0	1.60	"	560.00
17	Do. 10" x 1 1/2" (Rubber)	10	100.0	1.60	"	160.00
18	Do. for winches	3	38.4	1.60	"	61.44
19	C. I. Dhapa Frames	12	348.0	1.60	"	556.80
20	C. I. gratings for Laundry	21	840.0	1.60	"	1,344.00
Non-ferrous.						
21	Gun metal castings Comp. 88-10-2	Lot	2365.0	21.40	Kg.	50,611.00
22	Do. 87-6-3-3-	Lot	3545.0	18.50	"	65,582.50
23	Brass castings	do.	1154.0	11.70	"	13,501.80
24	Aluminium castings	do.	66.00	13.90	"	917.40
25	Copper castings	do.	125.0	11.70	"	1,462.50
26	C. I. oil castings	do.	57.0	5.90	"	336.30
27	Aluminium street number plates	518	80.0	3.70	Each	1,916.60
28	Filling in white metal bearings	9	...	56.00	"	504.00
29	C. I. chains single.	400	4400.0	1.60	Kg.	7,400.00
30	C. I. chains double	33	612.0	1.60	Kg.	993.60
TOTAL			...	226584.6		2,83,530.84

APPENDIX No. 19

Statement showing the works of Building construction in progress and those completed in the year 1969-70.

Serial No.	Name of the works.	Estimated cost.	Expenditure upto 31-3-1970
		Rs.	Rs.
A.—Works Completed.			
<i>(a) Housing.</i>			
1	Construction of 120 tenements at Tata Compound, Andheri ...	14,21,184.00	
2	Construction of 12 tenements at Shradhanand Road, Vile Parle ...	1,62,701.00	
<i>(b) Building other than Housing</i>			
1	Construction of school building at Municipal Housing Colony at Deonar ...	11,63,550.00	
2	Construction of school building at Govandi Borla ...	5,59,339.00	
3	Proposed extension of 'P' Ward office building at Liberty garden, Malad ...	1,95,804.00	
4	Providing amenities at Hindu Cemetery, Malad ...	3,23,625.00	
5	Construction of school building at Govind Nagar, Malad ...	12,26,355.00	
6	Construction of a school building at Tank Road, Bhandup ...	8,31,375.00	
7	Construction of school building on plot No. 65, Town Planning Scheme III, Ghatkopar ...	4,97,570.00	
8	Construction of school building at Simpoli Village Borivali ...	3,10,767.00	
9	Construction of school building at Magathan Village Poisar Kandivali ...	11,07,142.00	
10	Proposed additions and alterations to school building at Koldongri, Andheri ...	1,53,383.00	
11	Construction of Swimming Pool at Mahatma Gandhi Road, Kandivali ...	11,31,257.00	
12	Construction of School building at Sanyasashram Road, Vile Parle	9,08,022.00	
13	Construction of 250 bedded Hospital at Juhu Vile Parle Development Scheme ...	83,61,499.00	
<i>B.—Works in progress.</i>			
1	Construction of proposed 4 double room tenements at Chembur Fire Station ...	47,878.75	
2	Construction of school building at Match Factory Lane, Kurla ...	6,50,480.00	
3	Construction of Eastern approach to proposed road over bridge at Andheri ...	35,97,218.00	
4	Construction of western approach to the proposed road over bridge at Andheri ...	29,29,271.00	
5	Providing amenities to Hindu Cemetery at Dhake Colony, Versova Andheri ...	1,71,052.00	
6	Construction of Scout Camp at Pawai on Thana Pawai Road ...	2,85,400.00	
7	Construction of temp. O.P.D. Shed in the compound of Dr. K. B. Bhabha Hospital at Kurla ...	1,30,220.00	
8	Construction of retaining wall along the Nallah boundary of Goregaon Municipal Industrial estate ...	2,50,132.00	
9	Completing the incomplete work of Swimming pool at Ghatkopar	11,07,107.00	
	Total ...	91,68,758.75	

APPENDIX No. 20.

Statement showing the road works completed and those in progress during 1969-70.

Serial No.	Name of the work	Estimated Amount
		Rs.
Western Suburbs—Works Completed.		
1	Widening of Central Salsette Track Road from Police Line Andheri to Sahar Village including S. W. Drains and Culvert	18,02,708.00
2	Construction of Bridge on Ram Mandir Road, Goregaon	4,27,373.00
3	Widening of Mithi Bridge Across Mithi River on Kurla Andheri Road	5,25,550.00
4	Widening of Lolmánya Tilak Road from Swami Vivekanand Road to Patthai Village, Borivali	4,70,250.00
5	Widening of Sardar Vallabhbhai Patel Road (Mandpeshwar Road from Swami Vivekanand Road to Vallabh Nagar), Borivali	15,13,824.00
6	Improving Mahatma Gandhi Road, Vile Parle	4,98,160.00
7	Widening of station Road, Santacruz	2,94,695.00
8	Widening of Eksar Road, Borivali	6,94,695.00
9	Widening of certain roads in Maharashtra Housing Board, Siddharth Nagar, Goregaon	13,36,774.00
10	Proposed widening and providing S. W. Drains along Jayprakash Road, Andheri (Part work completed further work deferred).	29,26,501.00
11	Improving and widening of Bulsroy Colony at Santacruz (East)	93,854.00
12	Widening of Poisar Bridge	4,95,657.00
13	Widening of Quarry Road, Malad	8,24,709.00
14	Widening of Akurli Road, Kandivli	9,60,671.00
15	Improvement of passages in Malad	2,10,300.00
16	Construction of an Emlment for 60 ft. wide road with 36 ft. wide asphalt carriageway connecting with Kandivli Industrial Estate with Malad Marve Road.	6,52,320.00
17	Construction of road near Fair Deal Corporation leading to Quarry side off Swami Vivekanand Road, Jogeshwari (West)	69,869.00
Eastern Suburbs—Works completed.		
1	Proposed widening and improving the surface of the carriageway of Chembur Govandi Road, S. S. III Chembur and providing footpath in this road	7,10,942.93
2	Proposed widening and improving the surface of the carriageway of Central Avenue Road, S. S. III Chembur and providing footpath in this road	7,44,073.12
3	Improving Kasaiwada Road from Kasaiwada to Old Sign Trombay Road, Kurla (East)	1,48,819.75
4	Arrangements made for the work of taking 5 bore holes on the portion of about 1500' on proposed 18.50 metres (60 ft.) road from Ramkrishna Chemburkar Marg to Deonar Slaughter House	11,500.00
5	Widening culvert on Pail Bazar Road, Kurla	25,907.90

APPENDIX No. 2—(Contd.)
Western Suburbs. Works in Progress.

Serial No.	Name of work.	Estimated amount
		Rs.
1	Widening of Dattapada Road, Borivali.	6,07,506.00
2	Widening of Shimpoli Road from Swami Vivekanand Road to Shimpoli Village, Borivali	5,88,573.00
3	Widening of Kandarpada Road, Borivali	11,86,514.00
4	Further Widening and improving of Swami Vivekanand Road from Oshivra to Borivali (80' wide).	85,20,547.00
5	Laying asphaltic concrete over Swami Vivekanand Road from Andheri Naka to Oshivra	12,53,889.00
6	Widening of Oshivra Bridge at Jogeshwari	6,98,486.00
7	Construction of Asphalted surface over the Water bound macadam Roads at Kandivli Industrial Estate	3,89,887.00
8	Construction of main road in Pandurangwadi, Goregaon	1,74,758.00
9	Construction of road near Issak Aziz Stable at Swami Vivekanand, road Jogeshwari ...	99,877.00
10	Providing S. W. Drains along Old Nagardas Road, Andheri	38,566.00
11	Widening of Parleshwar Road, Vile Parle	87,073.00
12	Construction of vehicular Bridge over the Nallah at Bandekarwadi, Jogeshwari ...	46,959.00
13	Construction of culvert across the nalla near Samarth Nagar, Jogeshwari ...	43,406.00
14	(i) Construction of road extending Vithalbhai Patel Road, (ii) Construction of road joining Vithalbhai Patel Road, Andheri (West) ...	3,62,623.00
15	Widening and improving Road No. 27, in Town Planning Scheme III Bandra including S. W. Drains ...	1,38,972.00
16	Remaining work of widening Mathuradas Vassanji Road near Marol Market and Mithi river bridge in asphalt macadam ...	2,18,079.00
17	Providing S.W. Drains and culverts along Swami Vivekanand Road and certain roads in Town Planning Scheme III, Bandra ...	3,34,624.00
EASTERN SUBURBS—Works in Progress.		
1	Proposed widening and improving the surface of the carriageway with asphaltic macadam of Ghatkopar Mahul Road from Salt Chowky to Railway level crossing and providing footpaths on this road ...	13,38,887.80
2	Improving the carriageway with asphalt macadam and providing asphalt as seal coat for foot paths on Bombay-Agra Road from Ghatkopar to Shangrila Biscuit Factory, Bhandup ...	27,60,053.00
3	Proposed widening and improving the surface of the carriageway with asphalt macadam of Sion Trombay Road from Junction of Eastern Express Highway to the junction of proposed Bombay Fanvel Road and providing open S. W. Drain and footpaths on this road ...	63,37,740.05
4	Proposed widening and improving the surface of the carriageway with asphalt macadam of Sakivihar road from Sakinaka to Hydraulic Engineer's office, Pawai, and providing footpath on this road.	27,08,266.55
5	Proposed Sewri Ghatkopar Road between Panjrapole Naka and proposed 200 ft. road at Deonar including providing S.W. Drains ...	17,26,883.10
6	Construction of internal roads in Slaughter House area Deonar, including providing S.W. Drains and culverts ...	36,70,183.47
7	Proposed 18.30 metres (60') road between Ramkrishna Chemburkar Marg (G. M. Road) and Deonar on the north of Kurla Mankhurd Railway ...	9,96,970.07
8	Construction of open storm water drain and culvert along proposed 18.30 Metres (60') road between Ramkrishna Chemburkar Marg (G. M. Road) and Deonar on the north of Kurla Mankhurd Railway)...	2,55,149.20
9	Asphalt paving of the internal roads and providing storm water drains at Deonar Slaughter House ...	7,85,072.10
10	Improvement of road leading to Gamdevi Temple behind Sanghani Estate, Ghatkopar ...	77,511.00
11	Construction of the proposed access road to the dumping site near truck Terminal, Mulund (East) ...	4,30,751.52
12	Proposed construction of the private road leading to Narda Nagar and Tembepada School off Jangal Mangal Road, Bhandup ...	1,15,987.97

APPENDIX No. 21.

Drainage (Suburbs)—Works completed during 1969-70

Serial No.	Name of the works	Estimated cost.	
		Rs.	P.
1	Providing and laying 30" dia. R. C. Pipe Sewer along Jai Prakash Road, Versova, Andheri (West)	3,95,090.00	
2	Do. do. 28" dia. do. do.	2,55,699.00	
3	Do. do. 9" dia. sewer Area K, Andheri (East).	2,34,388.00	
4	Do. do. 30"-24" dia. sewer in Area H Andheri (East)	2,50,500.00	
5	Do. do. 12"-9" dia. sewer in Area 'M' Andheri (East).	2,92,410.00	
6	Do. 24"-9" dia. Sewer in Area 'L' Andheri (East).	4,10,465.00	
7	Do. S. W. Drain in Hall Ward, Kurla.	1,89,935.00	
8	Do. 18" dia. sewer along Govandi Road, Chembur	55,522.00	
9	Do. 1500 mm. dia. H. P. Sewer along Relief Road, at Kandivali from Junction Marve Road upto extension of Marve Road	2,05,528.00	
10	Construction of 1828 × 2743 mm. avoid sewer along Marve Road from junction of 100 ft. relief road upto the site of Marve Road pumping station Malad (West)	7,95,085.00	
11	Providing and laying 300 mm. dia. R. C. Pipe sewer and 250 mm. S. W. pipe sewer along Marve Road from 44 ft. road upto the junction with 100 ft. relief road at Malad (West)	1,35,823.00	
12	Providing and laying 72" dia. R. C. H. P. Sewer along 100 ft. Relief Road, Malad (West) Part IV	2,61,102.00	
13	Do. 44" H. P. Sewer along proposed 100" Relief road from junction of extension of Shankar Lane to M. G. Road, Kandivlai	5,63,289.00	
14	Do. 1200 mm. dia. R. C. Pipe sewer along the proposed 100 ft. Relief road Malad Part II	1,50,844.00	
15	Do. 1800 mm. dia. H. P. Sewer along proposed 100 ft. road at Malad West Part V.	2,90,808.00	
16	Training of Piramal Nagar Nalla Goregaon	6,443.00	
17	Providing and laying 350 mm. dia. R. C. 300-230 mm. dia. S. W. Pipe sewer for Municipal staff quarters at Deonar Part I	2,72,968.00	
18	Extension of 450 mm. dia. H. P. Sewer at Govandi Road, Chembur	56,911.00	
19	Providing and laying 800 mm. dia. R.C. and 230 mm. dia. S.W. pipe sewer for Municipal Staff Quarters at Deonar Part II	4,29,904.00	
20	Providing and laying 230 mm. dia. S. W. Pipe along Chirag Nagar, Parsiwadi, Ghatkopar	1,48,946.00	
21	Construction of pumping Station at Deonar	13,61,835.00	
22	Providing and laying 230 mm. and 300 mm. dia. S. W. Pipe sewer in Town Planning Scheme V at Santacruz	2,86,367.00	
23	Providing and laying 1200 mm. dia. R. C. pipe sewer along 100' relief Road at Malad Part I	1,42,711.00	
24	Providing and laying sewer in Mira Baug Estate	25,261.00	
25	Providing and laying 600 mm. dia. R. C. Pipe sewer along Premier Automobiles Compound at Kurla	99,936.00	
26	Providing 450 mm. dia. sewer pipe S. W. Drain at Jogeshwari Caves	16,610.00	
27	Providing R. C. C. slab over Baron Nalla at Bandra (West)	29,163.00	
28	Providing and laying 230 mm. dia. S. W. Pipe sewer for connecting house drain to existing manhole on Ramkrishna Chemburkar Marg	20,143.00	
29	Extending 350 mm. dia. R. C. pipe sewer from Kutcha Dyeing Factory on Sion Trombay Road, Chembur	21,979.00	
30	Providing and laying 600 mm. 500 mm. 350 mm. dia. R. O. and 300 mm. 230 mm. dia. S. W. Pipe sewer for Municipal Slaughter House at Deonar	3,28,874.00	

APPENDIX No. 21—(Contd)

DRAINAGE (Suburbs)- Works in progress 1969-70.

Serial No.	Name of the works	Estimated cost.	
		Rs.	P.
1	Construction of a pumping station holding pond and compound wall and reclaiming the level, Mechanical and Electrical Works at Malad	25,10,355.00	
2	Providing and laying 1200 mm. dia. R. C. Pipe sewer along proposed 100 ft. road from Junction Chinchvli Road upto Junction 78 wide cross road at Malad (West) Part I I	3,23,045.00	
3	Providing and laying 400 mm. dia. H. P. and 300 mm. 230 mm. dia. S. W. Pipe sewer with area of Sindhi Immigrants' Society, at Chembur	3,55,357.00	
4	Providing and laying 400 mm. 300 mm. dia. R. C. pipe sewer along Shantilal Modi Road and 230 mm. dia. S. W. Pipe sewer in Cross Road Kandivli (West) Area 'C'	2,69,704.00	
5	Do. 230 mm. dia. S. W. Pipe sewer and 450 mm. dia. R. C. Pipe sewer along Mathuradas Road from junction of S. V. Road to Shankar Lane upto existing 900 mm. dia. R. C. Pipe sewer at Kandivli (West) area 'A'	3,15,690.00	
6	Construction of Mhatre Nalla, Borivali	2,03,603.00	
7	Construction of M. H. B. Nalla, Borivali	3,07,789.00	
8	Construction of a pumping station at Mulund	12,54,637.00	
8	Construction of pumping station at Kherwadi, Bandra.	19,19,420.00	
10	Providing and laying S. W. Drain along approach Road to Sunder Baug Estate, at Lal Bahadur Shastri Marg, Kurla	29,478.00	
11	Providing and laying 700 mm. dia. R. C. Pipe sewer and 230 mm. dia. stone ware pipe sewer along Kilachand Road, Trichandas Road, Jamnadas Road, and Kasturba Road Kandivali (West) area 'F'	2,66,156.00	

APPENDIX No. 22

Important set backs added to the roads in Suburbs and Extended Suburbs.

Serial No.	Name of the Road.	Total area in Sq. Mts.
1	Mount Mary Road, Bandra.	1090.26
2	St. Substian Road, Bandra.	220.05
3	Turner Road, Bandra.	112.03
4	Pali Hill Road, Bandra.	170.00
5	Chuim Village, Bandra.	35.55
6	Linking Road, Khar.	95.50
7	S. S. VII, Khar.	360.00
8	Vakola Village, Santacruz.	150.00
9	Town Planning Scheme III Santacruz.	100.00
10	Saraswati Road, Santacruz.	325.00
11	2nd Hasanabad Road, Santacruz... ..	341.61
12	Juhu Road, Santacruz.	305.00
13	Danda Village	60.00
14	Chapel Lane, Santacruz.	249.62
15	Town Planning Scheme III, Bandra.	293.00
16	Town Planning Scheme IV, Santacruz.	104.16
17	S. V. Road, Bandra.	78.89
18	S.V.Road, Santacruz (West), from Station Road to Vile-Parle, Santacruz.	5105.22
19	Portion of S.V.Road from Andheri Naka to Oshivara	2000.00
20	Portion of Kurla Andheri Road.	100.00
21	Shir Road, Andheri.	5000.00
22	Parbhwar Road, Vile Parle.	4000.00
23	Some part of Tejpal Road.	100.00
24	Mahatma Gandhi Road, Vile Parle.	100.00
25	C.S.T.Road (West) near Municipal Garden.	400.00
26	Jakeria Road.	874.00
27	Dadabhai Road.	853.00
28	School Road.	777.00
29	Jamunadas Adikia Road, Kandivali.	596.75
30	Trikamdas Road, Kandivli (West).	1940.92
31	Charkop Road (Untp Industrial Estate).	11,863.33

APPENDIX No. 23

Estimates prepared for the improvement of private roads which were in public use for more than 10 years.

Serial No.	Name of the Roads.	Estimated cost.
1	Andheri Kurla Road leading to Kadamwadi	Rs. 21840
2	S.V. Road leading to Bharat Niwas at Oshivera.	13726
3	Road from Squatters Colony Road to Majas Nalla, Jogeshwari.	29655
4	Kabrasthan Road, Jogeshwari.	22776
5	Road from Sahar Road to Telly Gully, Andheri.	19928
6	Existing passage at Eamenwada.	2778
7	Court Lane, Andheri.	8123
8	Pereira Hill Road, Andheri.	18507
9	Improvement of passages in Raja Milind Society off C.S.T. Road.	10457
10	Improvement of access at Little Malbar Hill off V. N. Purav Marg.	16742
11	Improvement of passages at Adarsh Nagar off R. C. Marg.	3508
12	Improvement of passages at Shivaji Nagar off V.N. Purav Marg.	3499
13	Improvement of passages at Gandhi Market at Chambur Camp.	12930
14	Road leading from Aarey Road to Pahadi Municipal School, Goregaon (E).	29321
15	Jawahar Nagar Road No. 9, Goregaon (W).	21339
16	Four Cross Roads in Liberty Garden Scheme No.2, Malad(W).	19957
17	Cross lanes of Ramchandra Lane, Malad (W).	11683
18	Extension of Manchubai Road towards North, Parallel to Railway Line, Malad (E).	8263
19	Extension of Datta Mandir Road upto Central Ordinance Depot, Malad (E).	4757
20	Road from Plot No.86, Pushpa Park to Hava Hira Park, Crossing Daftary Road, Malad (E).	6422
21	Road joining Jitendra Road and Makran Pada Road, Malad (E).	7469
22	Jawahar Nagar Road No. 13, 14, 15.	341414
23	Internal Road in Pandurangwadi, Goregaon.	174858
24	Road leading to Bhanushali Building from Swami Vivekanand Road, Borivli.	16118
25	Road leading to Bandcngrri from Ashok Nagar Main Road Kandivli.	21,499
26	Road leading to Devipada starting from Express Highway, Borivli.	35,061
27	Road leading to Kajupada starting from Shr'krishna Nagar, Borivli.	85,962
28	Road starting from Govt. Industrial Estate to Bunder Pakhadi, Kandivli.	1,04,800

APPENDIX No. 24.

Statement of private roads which are in public use for more than 10 years.

Serial No.	Name of the Road.
1	Passage leading from Golibar Subway upto Masjid, Khar (East).
2	Road in front of plot Nos. 11 to 15, Union Park, Bandra.
3	Road leading from junction of Nehru Road and Military Road to Air India Quarters, Santacruz (East).
4	Military Road, Marol Village.
5	Natvar Nagar Road Nos. 2, 3, 4 and 5 at Jogeshwari.
6	Pratap Nagar, Jogeshwari.
7	Azad Road joining Gundavli Road, Andheri.
8	Passage connecting Khatau Lane, Gopinath Mistry Chawl.
9	Passage connecting Afoowala Lane, Bhawe Chawl.
10	Din Quarry Road off V. N. Purav Marg.
11	Road leading to Nityanand Baug, from Chembur Camp Garden.
12	Rifle Road to North of Sarvodaya Hospital Ghatkopar.
13	Road in Narayan Nagar from Agra Road Junction to Chitrag Nagar Road.
14	Road leading to Kajorkar Soc. from Agra Road.
15	Roads in Manaklal Mitha Compound off Agra Road, Ghatkopar.
16	Roads in Sanghavi Estate off Agra Road, Ghatkopar.
17	Passage behind Church at Vikroli West.
18	Passage between pipe line on Gavdevi Hill, at Tembepada.
19	Passage from the junction of Navdas Nagar to the boundary Shivaji Nagar, Tembepada.
20	Passage from Tembepada Road to Sai Hill.
21	Road from Jungal Mangal Road joining Tembepada Road at Ganesh Nagar.
22	Passage leading to Hazi Hazari Chawl Pratap Nagar.
23	Road leading to Jamil Nagar (Pratap Nagar).
24	Extension of Pratap Nagar to Hanuman Nagar.
25	Extension of Datt Mandir Road.
26	Passage leading to D:vipada.
27	Road leading towards Shinde wadi from Nehru Road.
28	Nahur village Road to Gawani Pada.
29	Extended portion of Purushottam Kherji Road.
30	Road leading to Ramnagar of Chincholi Bundar Road, Malad.
31	Road joining Aarey Road and Station Road through Marvar Compound.
32	Road leading to Chandralok building off Aarey Road.
33	20' wide road joining Quarry Road and Tilemdra road through Hindstone.
34	Ramchandra lane extension, Malad.
35	Kisan cross road, Malad.
36	Road leading to Devchand Nagar Off Haji Babu Road.
37	Road leading to Topiwalawadi from Station Road.
38	Extension of Liberty Garden Cross Road leading to Jakeria Road, Malad.
39	Daruwala Cross road No. 11.
40	Road in Desai colony road, Malad.
41	Tank road extension at Orlem.
42	Road joining L. T. Nagar Road No. 5, and Sastri Nagar Road., Goregaon (W).
43	Road leading to Adharsh Dughalaya Off Marve Road.
44	Cross road off Quarry Road passing by the side of Mhatre plot leading to Kedarmal Road, Malad (E).
45	Road off Nivectia road passing by the side of Mhatre plot leading to Kedarmal road, Malad (E).
46	Cross road off Khotkuwa Road.
47	Road No. 16 to 20 in Jawahar Nagar, Goregaon.
48	Road joining Pandurangwadi Road and Gogte wadi Road, Goregaon.
49	Cross road off vishweshwar Nagar Road, Goregaon leading towards East, Goregaon.
50	Road in Lourds Colony, Malad.
51	Internal roads in Pandurangwadi colony, Goregaon.

APPENDIX No. 25.

Statement showing the private roads taken over by the Corporation in Suburbs and Extended Suburbs during the year under report.

Serial No.	Name of the Road.
1	All roads above 30' width in Housing Board Colonies, at Bandra, Khar & Santacruz.
2	Passage off 51-A Hill Road, Bandra,
3	Passage from Sion Chembur Road leading to Tenants' Co-operative Housing Society parallel to Rly. lines Chunabhatti, Kurla.
4	Road leading from Aarey Road to Pahadi Municipal School, Goregaon (East).
5	Jawahar Nagar Road No. 9, Goregaon (West).
6	Four Cross roads in Liberty Garden Scheme No. 2, Malad (West).
7	Cross lanes of Ramchandra Lane, Malad (West).
8	Extension of Manchubai Road towards North, parallel to Railway Line, Malad (East).
9	Extension of Datta Mandir Road upto Central Ordinance Depot, Malad (East).
10	Road from Plot No. 86, pushpa park to Hava Hira park, Crossing Daftary Road, Malad (East).
11	Road joining Jitendra Road and Makrani Pada Road, Malad (East).
12	Jawahar Nagar Road No. 13, 14, 15.
13	Internal Road in pandurangwadi, Goregaon.

APPENDIX No. 26.

Proposed action under section 305 of the B. M. C. Act to improve the private streets in Sub. & Ext. Sub.

1	Private streets in Jogeshwari Estate near Patel Engineering works, Swami Vivekanand Marg.	Plans and Estimates prepared. Sanction of the Standing Committee to serve the Notices under Section 305 to be applied for.
2	Private streets in Pestam Sagar Scheme off Ghatkopar Mahul Road, Chembur.	--Do--
3	Extension of Sainath Nagar Road, Ghatkopar.	--Do--
4	Private Street in Kurla village off Bail Bazar Road, Kurla.	--Do--

APPENDIX No. 27.

Action under Section 305 of the B.M.C. Act to Improve the private streets in Suburbs and Extended Suburbs.

Serial No.	Name of the street.	Remarks.
1	Private Streets in Gazdar Scheme Santacruz West.	Notices under Section 305 of the Act served.
2	Private street known as Kherani Lane off Saki Vihar Road, Kurla.	--Do--

APPENDIX No. 28.

Measures taken for reducing the recurrence of flooding during the year 1969-1970.

Serial No.	Name of work.	Estimated amount
		Rs.
1	Desilting of Nallas in Kurla from 9/5 Rly. Culvert to C. S. T. Road culvert	18,880.00
2	Do. from C. S. T. Road-culvert to Rly. Refinery culvert.	29,204.00
3	Do. from Rly. Refinery culvert to S. T. Road culvert	49,500.00
4	Do. from S. T. Road culvert to Express Highway culvert	11,480.00
5	Do. from Express Highway culvert to Pipe Line and to creek	12,375.00
6	Do. on both the sides of Rly. culvert No. 10/1	8,044.00
7	Do. from Water mains Mohili Village to Safed Pool	21,912.00
8	Do. from Safed Pool to Mithi River	9,016.00
9	Do. Nallah near New Kurla Court	537.00
10	Do. Nallah at the Junction of ' L ' Ward Limit and City Limit	351.00
11	Do. Nallah at Asalphe Village upto Pipe Line, Mohili Village	990.00
12	Do. at Kirol Lane Road culvert upto Rly. culvert at Ghatkopar...	4,889.18
13	Do. from Rly. culvert Kirol Lane ruhning along Rly. line at Vidyavihar	6,682.30
14	Do. and widening of nalla Katchha part at Chitrangan Colony Vidyavihar	7,182.00
15	Do. nalla at Gaorisankar Wadi, Pantnagar, Ghatkopar	10,060.36
16	Do. nalla from compound wall utp Creek at 7th Road, Ghatkopar	1,125.51
17	Do. at Bhatwadi near Municipal Market	7,667.45
18	Widening and deepening nalla to divert the flood water to existing hume pipe at Parke site, Vikroli	466.21
19	Do. nall running along Godrej compound wall from low lying land upto H. P. culvert of Express Highway—Tagor Nagar at Vikroli	10,057.56
20	Do. nalla No. 2 running west east upto main nalla running along Tatas Pilors at Tagor Nagar Vikroli	3,490.06
21	Widening and deepening nalla No. 3 west east from existing pond upto main nalla running along Tata's pilor at Tagornagar Vikroli.	4,685.40
22	Do. connecting two ponds near stable at Chiragnagar Ghatkopar	399.00
23	Do. in porbundarwalla compound for disposal of flood water at Chirag Nagar Ghatkopar.	7,29.60
24	Widening and deepening of nalla near Muncipiial School at Bhatwadi, Ghatkopar	2,239.86
25	Excavating and desilting of nalla from existing road culvert to new road culvert including d/s. of M. H. at Vidyavihar Ghatkopar	5,866.92
26	Widening, deepening of nalla, brand nalla, drains etc. at Bhatwadi (Barvenagar) Opp. Temple, Ghatkopar	1,476.30
27	Excavating, widening, deepening of nalla running along Mac. Lab, Nathani Steel Yard, along Rly. yard and in playground at Kirol Village, Ghatkopar	9,495.25
28	S. W. Drain from Chinpada well to Chanpuria Gulli Borivli	9,438.00
29	S. W. Drain on East side of the Road, Carter Road No. 5 Borivli	6,245.00
30	S. W. Drain Hemraj High School Lane, Borivli	15,282.00
31	S. W. Drain, Carter Road No. 2 Borivli	18,214.00
32	S. W. Drain on South side, M. Gandhi Road, Borivli	16,424.00
33	Culvert on M. H. B. Road, Borivli	16,759.00
34	S. W. Drain on Rokadia Lane	17,821.00
35	S. W. Drain on M. Gandhi Road, Kandivli West, Part ' A '	26,809.00
36	Do. Part ' B '	26,809.00
37	Do. Part ' C '	26,809.00
38	Kasturba Road, Kandivli (W) West side	14,821.00
39	Trikamdas Road, Kandivli (W) West side	19,019.00
40	Do. (East side)	19,258.00
41	Jamnadas Adukia Road, (South side).	18,685.00
42	Do. (North-side)	18,549.00
43	S. W. Drain on Cross Road No. 1 and No. 2	24,548.00
44	S. W. Drain extension on Road No. 3 Daulatnagar Road, Borivli East	4,911.00
45	P. S. C. Raidongri, Borivli	23,895.00

APPENDIX No. 29.

Statement showing the Works which were either completed or those in progress (under Loan Works) during the year (Works other than sewage).

Serial No.	Name of work.	Estimated amount
		Rs.
1	Improving 7th Cross Road (Part) S. S. III, Chembur	12,885.00
2	Improving Passage leading to Babushte wadi at Ghatla village	20,364.00
3	Improving passages at Chembur Camp	4,272.00
4	Construction of panduragwadi Internal road upto Chincholi Naka, Goregaon ...	1,74,858.00
5	Widening of Quarry Road	8,24,709.00
6	Widening of S. V. Road	85,20,547.00
7	Widening of Marve Road... ..	17,15,936.00

APPENDIX No. 30.

Statement showing the works carried out under "Village Aminties" during the year 1969-70.

Serial No.	Name of work.	Estimated cost
		Rs
1	Extension of 4 seated Public Sanitary Convenience at Christian Village... ..	11,200.00
2	Providing C. C. passages and sides drains at Ambapada Village	9,494.00
3	Providing side drains in Chanbur Caathan	54,115.00
4	Providing C. C. passages in Maroli Village	2,700.00
5	Providing C. C. passages at Trombay Village	600.00
6	Construction of C.C. passage in Bhandup	2,000.00
7	Construction of S. W. Drain Navaghar Village	12,000.00
8	Construction of passages in Raipada, Malad	9,719.00
9	Construction of road in Valnai Village East of Tank Road	1,335.00
10	Construction of road at valnai village, West of Tank Road	20,458.00

APPENDIX No. 31.

Construction of public sanitary conveniences during the year under report-Works either completed or in progress.

Serial No.	Name of the work.	Remarks
1	Construction of 10 seated W.I.C. Blocks on full flushing system at pali pathar, Dr. Ambedkar Road	Work Completed.
2	Construction of 8 seated Aqua privy on the land owned by Maharashtra Housing Board at S. No. 128, Jawahar Nagar, Khar	Work in progress.
3	Construction of 10 seated aqua privy block near Building No. 14, 272, Municipal Tenements, Kherwadi, Bandra	Work in progress.
4	8 Seated P.S.C. at Oshivera Dumping ground, Andheri	Work completed.
5	4 Seated P.S.C. at Irla Gaothan	Work completed.
6	Providing urinal block at Kevnipada, Andheri	Work in progress.
7	4 Seated A. P. Block at Squatters Colony, Jogeshwari...	Work in progress.
8	8 Seated A.P. Block at Kol Dongri	Work in progress.
9	6 Seated A.P. Block at Archbishop Land, Telli Gully, Andheri	Work in progress.
10	10 Seated P.S.C. at Fish Market Plot C.S.T. Road	Work completed.
11	W.C. Block at Bazar Ward Market, M.N. Road.	Work completed.
12	4 Seated Urinal block at Kurla Railway Station	Work completed.
13	8 Seated P. S. C. At C. S. T. Road	Work completed.
14	4 Seated P.S.C. at Khatcherwadi at Kasaiwada	Work completed.
15	4 Seated Urinal Block at Fish Market Plot at C.S.T. Road	Work completed.
16	P.S.C. at S. No. 43-B Maroli Village	Work completed.
17	P.S.C. at 104, Adarsh Nagar near Collector's colony	Work completed.
18	—do— at Paylipada Village at Chembur	Work completed.
19	P.S.C. at Little Melbar Hill off V. N. Puray Marg, Chembur	Work completed.
20	Construction of 8 seated aqua Privy Block at Vikhroli Village in Tank Land	Work completed.
21	Construction at dumping ground at Nityanand Nagar	Work completed.
22	Construction near K Block Municipal School, Burvey Nagar H. S. Valley	Work completed.
23	Construction of six seated aqua privy block near market, Burvey Nagar	Work completed.
24	Construction of six seated W.C. Block at Jigawadi Kiroi Ghatkopar...	Work in progress.
25	Construction of 8 seated aqua privy block near Javarbhai Plot, Burvey Nagar Jiva Daya Land, H. S. Valley, Ghatkopar	Work in progress.
26	Construction of 4 seated A.P. Block at Gan devi Road	Work Completed.
27	Construction of 4 seated A. P. Block at Dumping Road	Work Completed.
28	Construction of 4 seated A. P. Block at Harijan Quarters.	Work Completed.
29	Construction of 4 seated A. P. Block at Gavanpada	Work Completed.
30	Construction of 6 seated P. S. C. block for Harijan Quarters, Chincholi	Work Completed.
31	Construction of 6 seated P. S. C. block for Harijan Quarters, Chincholi	Work Completed.
32	Construction of 8 seated P. S. C. Block at Khetdongri Malad.	Work Completed.
33	Public sanitary convenience at Rai Dongri Borivali.	Work Completed.

APPENDIX No. 32.

Statement showing the roads on which the regular lines under Section 297(i)(a) and 297 (i)(b) were prescribed during the period from 1-4-1969 to 31-3-1970 in suburbs and extended suburbs.

Serial No.	Name of Road.	Plan No. E.E.T. & C (Subs.).	Proposed width.	Ward	Remarks.
1	Widening of Sonapur Lane at Kurla ...	52 of 18-7-1969	13.40 m. (44')	L	Draft issued to the Works Committee/Corporation.
2	Widening of Parsi Panchayat Road ...	53 of 18-7-1969	12.20 m. (40')	K	Sanctioned on 28-7-1969.
3	Widening of Gowandi Station road at Deonar ...	54 of 18-7-1969	18.30 m. (60')	M	Sanctioned on 28-7-1969
4	Widening of Maratha Colony road and Wamanrao Sawant Road,	55 of 16-10-1969	13.40 m. (44)	R	Sanctioned on 29-10-1969.
5	Widening of Rajawadi 7th Road at Ghatkopar.	56 of 21-10-1969	23.75 m. (78)	N	Sanctioned on 29-10-1969.
6	Widening of Mahatma Gandhi Road at Mulund	57 of 21-10-1969	18.30 m. (60')	T	Draft issued to the W.C./ Corporation.
7	Widening of C. S. T. Road	58 of 27-10-1969	27.40 m. (90')	L	Draft issued to the W. C./ Corporation.
8	Widening of Agarwadi, Gaothan Road at Chembur	59 of 27-10-1969	18.30 m. (60')	M	Sanctioned on 4-11-1969.
9	Widening of Dr. Choithram Gidwani Road (Kowada Borla Road) at Chembur	61 of 25-11-1969	26.60 m. (120')	M	Sanctioned on 27-11-1969.
10	Widening of Swadeshi Mill Road.	62 of 3-1-1970	13.40 m. (44)	L	Sanctioned on 7-1-1970.
11	Widening of Lokmanya Tilak Road and Jayawant Sawant Road.	63 of 3-1-1970	18.30 m. (60)	R	Draft issued to the W.C./ Corporation.
12	Widening of Hemu Kalani Road No. 4.	64 of 3-1-1970 and 64-A of 3-1-1970.	13.40 m. (44')	R	Draft issued to the W.C./ Corporation.
13	Widening of Jogeshwari Station Road at Jogeshwari	65 of 14-1-1970	18.40 m. (60')	K	Sanctioned on 20-1-1970.
14	Widening of Road No. 1 at Vileparle (East)	66 of 14-1-1970	18.30 m. (70')	K	Sanctioned on 20-1-1970.
15	Widening of the road behind the Nanavati Hospital at Vile Parle.	67 of 21-1-1970	13.40 m. (44')	K	Sanctioned on 23-1-1970.
16	Widening of Derasar Lane at Ghatkopar (East)	68 of 25-2-1970	13.40 m. (44')	N	Draft issued to the W.C./ Corporation.
17	Widening of Jayantilal Vaishnav Road at Ghatkopar.	69 of 25-2-1970	13.40 m. (44')	N	Draft issued to the W.C./ Corporation.
18	Easing of the Corners at the junction of Vithal Narayan Puro Marg and Maharshi Dayanand Saraswati Marg	70 of 25-2-1970		M	Sanctioned on 3-3-1970.
19	Widening of Jambli Gully at Borivali (West).	71 of 13-3-1970	13.40 m. (44')	R	Draft issued to the W. C./ Corporation.
20	Widening of Dattapada Road Borivali (East).	72 of 31-3-1970	18.30 m. (60')	R	Draft issued to the W. C./ Corporation.
21	Widening of Chembur Gaothan Road at Chembur	73 of 31-3-1970	13.40 m. (44')	M	Draft issued to the W.C./ Corporation.

APPENDIX No. 33.

Statement showing the Number of Tenements constructed by private parties during the years 1969-70.
(Suburbs and Extended Suburbs).

Wards.	No. of one room tenements.	No. of two room tenements.	No. of larger tenements usually known as blocks.	Total
L, M, N and T	32	35	45	112
H & K	158	70	643	871
P & R	...	1	2	3

APPENDIX No. — 34.

Sewage Pumping stations in suburbs Statistical Information (year 1969-70)

Serial No.	Name of the Pumping Station	Installed capacity in Litres Sec.	Average of minimum level during the year in Meters	Average of average level during the year in Meters	Total sewage qty. pumped during the year in million liters	Average sewage qty. pumped per day in million litres	Electrical energy consumed during the year in K. W.H.	Cost of electrical energy consumed during the year in Rs.	Cost of operative staff during the year in Rs.	Cost of repairs and maint during the year in Rs.	Cost of overhead charges during the year in Rs.	Total cost during the year 9+10+11+12	Cost of million litres of sewage pumped.
1	2	3	4	5	6	7	8	9	10	11	12	13	14
1	Khar	832	1.4	3.1	7,243	19.8	4,18,651	42,102	22,512	12,900	9,057	86,571	11.9
2	Bunderwadi	351	1.6	3.2	3,000	8.2	2,35,654	23,953	23,568	10,885	6,925	65,331	21.7
3	Jaibharat	234	1.6	3.0	2,754	7.5	1,24,617	18,581	22,512	7,255	6,874	55,222	20.05
4	Chimbai	78	1.07	2.4	936	2.5	21,846	2,758	22,512	2,420	6,795	34,485	36.8
5	Versova	1,248	3.2	4.3	20,250	55.4	6,89,390	56,425	27,200	28,200	12,700	1,24,525	6.14
6	Kurla	442	0.29	1.83	2,949	8.08	1,85,203	22,954	21,888	9,360	5,587	58,229	19.74
7	Ghatkopar	871	1.7	3.7	15,350	42.01	1,06,389	81,149	21,888	9,360	8,228	1,20,065	7.82
8	Vikhroli	78	0.6	1.8	161	0.44	5,114	1,138	16,692	1,560	3,414	25,924	162.00

ESTATES & LAND MANAGEMENT DEPARTMENT

I—CHANGES IN LAYOUT

There were no changes in the Lay-outs of the Ex-Trust Estates.

II-REVIEW OF THE EX-TRUST AND MUNICIPAL SECTION

A—Ex-Trust Section

There were no changes in Schedules X, Y and Z Lands. The changes effected in the other Ex-Trust Estates are shown in Appendix I.

The undeveloped land at present with the Corporation is approximately 494 acres which covers the land at Dharavi Scheme 56.

B—Municipal Section

Two plots in Municipal Scheme has been disposed of in the year 1969-70as shown in Appendix 3A.

The statement below indicates the progress of the disposal of the Municipal land during the previous 3 Years.

Year	No. of Plots.	Area in Sq. Meters.	Capital Value.
1966-67	—	—	—
1967-68	4	25,716.02	4,37,000.00
1968-69	1	232.26	2784.00.

The total area of 3182.30 sq. meetrs though available for disposal in Municipal layout scheme as on 1-4-1970 the same cannot be disposed of as it is required for Municipal purpose.

III—SLUM CLEARANCE

No new tenements were constructed during the year under report.

IV—INDUSTRIAL ESTATES

The construction of Industrial Estates has been taken by the Corporation for rehabilitation of the Industrial Units required to be shifted from the lands required for Municipal purposes.

No new galas for Industrial Estates were completed during the year under report.

V—DISHOUSING AND REHOUSING

New residential accommodation made available by the lessees of the ex-Trust during the year was 1360 (Appendix 13 colum No. 18) tenements. The total number of tenements provided upto date in all the Trust Estates including these erected by the Development Department and the several mill companies exceeded the total number of tenements demolished by 47164 (Appendix 13 Column No. 25).

VI—NEW HOUSING SCHEMES

The following new tenements were completed during the year under report —

1. 36 tenements at Worli Labour Camp.
2. 80 tenements at Dharavi near Jasmine Mills Mahim.
3. 100 tenements at Dharavi near Jasmine Mills Mahim.
2. New residential accommodation made available in the houses erected by lessees during the year was 360.
3. Housing of Squatters. The number of squatters families residing at Mankhurd and Jogeshwari Colonies was 2300 and 1954 respectively.

The recoveries of rent in both the colonies were Rs. 73,263 and Rs. 31,745 during the year against the demand including the arrears of Rs. 12,49,540 and Rs. 5,46,892 respectively.

4. The recoveries of rents of the dormitory at palton Road amounted to Rs. 43,943 during the year.

VII—DISPOSAL OF LANDS

Long Leases

No plot was let out during the year. The total area of the land thus disposed of admeasures 1435.64 sq. metres valued at Rs. 6,52,762. The total number of plots disposed of upto the end of 1969-70 was 4343 with an area of 52,35,814.64 sq. metres and valued at Rs. 13,52,42,187 yielding an annual rent of Rs. 53,55,659. In respect of plots for which premium or commutation amounts had not been received, the rate at which ground rent was commuted was 22½ years' purchase of plots let before 23rd November 1920 and 18 years purchase thereafter upto May 1948. The ground rent for the plots was charged at 5 per cent per annum (instead of 6 per cent per annum charged since 1920) on the value of land and the amount of commutation was fixed at 21 times the annual ground rent (vide Corporation Resolution No. 157, dated the 6th May 1948).

Where the period of commutation expired, the Lessees were allowed to commute at the rate of 28 times the annual ground rent reserved (vide C.R.No. 1031, dated the 11th February 1943), but now commutation is being discouraged; The rate of ground rent is charged at 7 per cent. (vide C.R.No. 557, dated the 20th September 1962) from 1st July 1962, and commutation is stopped.

The progress in the disposal of Trust lands on permanent basis the year is shown in Appendix No. 2.

The details of leasehold plots disposed of are shown in Appendix 3.

The amount received by way of commutation of Ground rent and premium etc. during the year was Rs. 3,30,012.

The amount received by way of commutation of ground rent at premium during the year 1966-67 to 1969-70 are shown in Appendix No. 10.

A comparative statement showing the number of permanent leasehold plots with the demand and collection as on 31st March of the past four years is shown in Appendix 4.

As can be seen in the said appendix vide item No. 8 a percentage of 33.52 arrears could be attributed mostly to the usual tendency on the part of the new building tenants to withhold payment of ground rent to the extent to cash security deposited by them with a view to getting the same adjusted towards the ground rent. The main items of arrears which constitute a part break of Rs. 1,65,091 of 'A' Budget shown in Appendix No. 7 and of Rs. 20,13,527 of 'B' Budget shown in appendix No. 6 can be classified as under:—

	Rs.
(1) Ground rents withheld by lessees to the extent of their security deposits.	1,48,604
(2) Ground rents in respect of plots occupied by Government of Maharashtra and Defence Department.	33,490
(3) Ground rent in respect of properties vested in the Deputy Custodian of Evacuee Property.	11,128
(4) Ground rent in respect of plots against which disputes have been raised and their cases are under consideration.	3,82,773
(5) Ground rent due from Western and Central Railways	57,686
(6) Ground rent due from Municipal Department	25,606
Total	6,58,287

(2) Short Leases

temporary leases were granted during the year under report.

The number of vacant land tenancies both ex-Trust and Municipal Estates excluding those given in Mankhurd and Jogeshwari Colony was 6164 and 915 respectively at the close of the year. The demand for vacant land tenancies in ex-Trust Estates and Municipal lands for the year under report was Rs. 9,77,980 and Rs. 5,87,259 and the recovery was Rs. 11,66,090 and Rs. 5,86,770 respectively inclusive of arrears.

VIII—MANAGEMENT OF PROPERTY AND COLLECTION OF REVENUE

A—Trust Section

(a) Chawl permanent—The gross demand of tenements in the chawls for the year was Rs. 24,44,749 on 31st March 1970 as against Rs. 22,84,719.

The concessional rent includes the rents of rooms let out to the peons of the different departments in lieu of house rent allowance and rent free quarters allowed to 193 sweepers of this department.

The collection on account of rents from the permanent chawls during the year amount to Rs. 26,21,320 deducting therefrom the charges on account of outgoings amounting to Rs. 28,09,205 net loss comes to Rs. 1,88,885.

The capital expenditure incurred on the chawls including the value of the land is Rs. 246 lakhs. The Corporation have to pay interest and sinking fund charges at the rate of 4.61 per cent. per annum on the capital expenditure prior to 1919-20 and 6.35 per cent. per annum on the capital expenditure incurred in subsequent years and 4.24 per cent. in respect of those constructed after 1950. This amounts to 12.96 lacs per annum (vide Appendix 12). After adding the amount of net loss into the amount of interest and sinking fund charges the accounts for the chawls show a loss of about Rs. 17,74,648 as shown in the said Appendix No. 12 column No. 11.

(b) Semi permanent sheds—The gross demand in respect of 7483 rooms in the Semi permanent Sheds including Labour Camps for the year was Rs. 16,41,740. The net demand after excluding the concessional rent and vacancies was Rs. 16,17,716. The revenue actually collected comes to Rs. 19,05,451 which was equivalent to 78.22 per cent. of the total recoverable rent including arrears of Rs. 8,18,277 for the previous year.

Pursuant to the Standing Committee Resolution No. 80, dated the 15th April 1946, 193 scavengers out of 570 belonging to the Department were allowed rent free occupation and the remaining members were in receipt of house rent allowance.

The percentage of outgoings in respect of the chawls and semi - permanent sheds are shown in Appendix 5 on the basis of annual rental of Rs. 24,16,270 for chawls and Rs. 16,17,716 for semi-permanent sheds total outgoings being 123.77 per cent. and 107.16 per cent. respectively.

Amounts transferred to Rent Equalisation Fund and Amenity Fund was Rs. 1,78,178 and Rs. 59,391 respectively. The difference between the standard rents worked out on 5 per cent. of the cost of land and 10 per cent. on the cost of construction of post-war residential tenements and the Subsidised rents actually charged are to be met from the Rent Equalisation Fund.

Revenue collected from tenements constructed from slum clearance was Rs. 17,99,061 (Appendix 6A) against the demand of Rs. 27,58,097 inclusive of arrears. The tenements constructed under slum clearance (City and Suburbs) are shown in Appendix No. 14.

Acquired properties—At the commencement of the year there were 461 acquired or surrendered buildings in charge of this department containing 5910 tenancies. At the close of the year, corresponding figures were 424 Bldgs. and 5926 tenements.

The gross demand of 5926 tenements in the acquired and re-entered buildings was Rs. 15,14,533 After excluding the amount for concession in rent and vacancies the net demand for the year was Rs. 15,07,269.

The revenue actually collected amounted to Rs. 11,24,655 which was equal to 53.11 per cent. of the total recoverable amount including arrears of Rs. 6,10,346 for the previous year.

Summary of revenue :—The total collection of revenue from permanent leases, short leases, monthly tenancies and slum clearance properties can be seen from Appendix No.6 and Appendix No. 6A.

Requisitioned Buildings—The management and collection of rent in respect of 16 properties having 432 tenancies requisitioned from private landlords for A. R. P. purposes were continued to be looked after by the department. The demand inclusive of arrears in respect of these tenancies for the year was Rs. 1,38,082 and the recovery was Rs. 74,237 which was equal to 53.76 per cent. of the total recoverable amount.

During the year under review, the demand and recovery of taxes aggregated to Rs. 73,257 and Rs. 1,12,855 respectively. The arrears due for collection at the close of the year stand at Rs. 6,52,315.

B—MUNICIPAL SECTION

Details of the total collection of revenue in respect of Municipal properties under Budget 'A' are shown in Appendix No. 7.

Tenements constructed under Budget 'A' for Municipal General Staff are shown in Appendix No. 9.

GENERAL

Important Events of the Year 1969-70

As per terms of the lease, if the Lessee commutes the ground rent by giving six months notice, the ground rent automatically ceases on the date of the expiry of the notice period and the Lessee is liable to pay interest on the commuted amount, till the date of actual payment. In practice however we are recovering the ground rent till the date of payment of commutation amount, instead of recovery of interest.

As this practice was not consistent with the conditions of the lease agreement, the I. C. and the Corporation were pleased to grant their general sanction to regularise the previous cases where ground rent was accepted instead of interest. They further directed that hereafter the payment of ground rent and commutation should be governed by the exact condition of lease (vide I. C. R. No. 169 of 5-8-1969 and C. R. No. 805 of 11-9-1969).

K. U. MEHTA,
W. O. (Estates).

APPENDIX No. 1

Statement showing the total areas of developed lands in the Ex-Trust Estates.

Change in	As at the beginning of 1969-70	As at the end of 1969-70
	Square meters in thousands	square meters in thousand
DEVELOPED LAND		
Area permanently leased	5,006.08	5,006.08
Area of Trust Chawls Sites	158.86	158.86
Area Sold	7.53	7.53
Area reserved for a Municipal Markets	1.67	1.67
	5,174.14	5,174.14
Rent of permanently leased area (in rupees in thousands)	4,752.01	4,752.01

APPENDIX No. 2

Statement showing the disposal of Ex-Trust Lands during 1969-70.

Particulars	No. of plots	Area in sq. meters	Capital value	Annual rent
			Rs.	Rs.
<i>Plots leased on—</i>				
I Rental basis
Total plots disposed of
Plots disposed of in 1969-70 or earlier but surrendered to the Municipality
<i>Corresponding figures for—</i>				
1968-69	Nil	Nil
1967-68	Nil	Nil
1966-67	Nil	Nil

APPENDIX No. 3

Number of plots disposed of in the different Ex-Trust Estates, during 1969-70

Estate	Plots No. of	Area in sq. meters	Capital value	Annual rent	Premium received or receivable	Remarks.
			Rs.	Rs.	Rs.	
...	Nil

APPENDIX No. 3-A.

Number of plots disposed of in different Municipal Land in the City during 1969-70.

Land.	C. S. No.	Area in sq. meters.	Capital value.	Annual ground rent.	Value paid if any	Remarks
			Rs.	Rs.	Rs.	
(1) Land to the North of Wadala Rly. Station	...	63	Nil	1	Nil	...
(2) Land bearing Final Plot No. 908 in Mahim Town Planning Scheme No. 4 along 40' Road at Nurdulla Park	...	2,181.46	3,91,354	27,395	Nil	...
		2,244.46	3,91,354	27,396	Nil	...

APPENDIX No. 4

Comparative statement of demand, Collection etc. in respect of permanently leased plots.

Particulars.	1967	1968	1969	1970
(1) Number of Tenancies	3,671	3,694	3,710	3,721
(2) Opening balance of arrears in lacs of rupees ...	13.75	15.39	20.81	26.03
(3) Demand for the year in Lacs of rupees	43.08	43.44	44.40	43.35
(4) Total demand including arrears in lacs of rupees ...	55.83	58.83	65.21	69.38
(5) Amount collected in lacs of rupees	43.11	39.46	42.81	46.12
(6) Percentage of collection to the demand including arrears	75.86	67.07	65.65	66.48
(7) Percentage of collection to the demand for the year.	100.07	90.83	96.42	106.40
(8) Percentage of arrears to amount for collection ...	27.08	35.37	34.35	33.52

APPENDIX No. 5

Statement of percentages of outgoings in respect of chawls and S. P. Sheds.

Particulars	Permanent chawls		Permanent ground floor rooms & S. P. Sheds	
	1968-69	1969-70	1968-69	1969-70
Sanitary Staff	22.63	23.22	23.24	23.33
Pumpmen	7.50	7.50	7.50	7.50
Cost of Management & Establishment ...	28.01	28.91	28.12	33.23
Municipal Rates and Taxes	66.65	64.14	26.09	43.11
Repairs and Maintenance including lighting
Vacancies
Total ...	124.79	123.77	84.95	107.16

APPENDIX No. 6.

Summary of Revenue of 'B' Budget properties for 1969-70.

Particulars	Collection of Revenue		
	Permanent	Temporary	Total
Demand for the year	Rs. 43,35,038	Rs. 62,74,948	Rs. 1,06,09,986
Arrears	26,03,445	65,74,072	91,77,517
Total ...	69,38,483	1,28,49,020	1,97,87,503
Amount collected	46,12,435	65,23,382	1,11,35,817
Variations in demand for the previous year carried during the year	+ 5,80,474 - 8,92,995	+ 4,23,118 - 4,59,918	+ 10,03,592 - 13,52,913
Amount written off under S.C.R. Nos. 2663 and 2685 of 17-12-69	9,335	9,335
Arrears as on 1st April 1970	20,13,527	62,79,503	82,93,030
Arrears as on 1st April 1969	26,03,445	65,74,072	91,77,517
Arrears as on 1st April 1968	20,81,177	68,18,803	88,99,980

Note.—Figures in appendix No. 6 are subject to reconciliation.

APPENDIX No. 6-A.

Summary of revenue of 'B' Budget properties under Slum Clearance for 1969-70.

Particulars.	Collection of Revenue		
	City	Suburbs	Total
Demand for the year	Rs. 13,74,572	Rs. 5,47,930	Rs. 19,22,502
Arrears	5,15,760	3,05,382	8,21,142
Total ...	18,90,332	8,53,312	27,43,644
Amount collected	14,08,778	3,90,282	17,99,060
Variation in demand for the previous year carried out during the year.	+ 2,59,431 - 1,42,851	+ 43,186 - 51,064	+ 3,02,617 - 1,93,915
Arrears as on 1st April 1970	5,98,134	4,55,152	10,53,286
Arrears as on 1st April 1969	5,15,760	3,05,382	8,21,142
Arrears as on 1st April 1968	4,78,549	2,94,601	7,73,150

Note.—Figures in Appendix No. 6A are subject to reconciliation.

100
APPENDIX No. 7.
Summary of Revenue of 'A' Budget Properties for 1969-70.

Particulars.	Collection of Revenue		
	Permanent	Temporary	Total
	Rs.	Rs.	Rs.
Demand for the year	2,30,783	28,64,228	31,02,058
Arrears	1,01,040	16,49,835	17,50,875
Total ...	3,31,823	45,14,063	48,45,886
Amount collected	2,01,017	31,42,850	33,43,867
Variation in demand for the previous year carried during the year	+ 53,928 - 19,643	+4,56,899 -3,10,780	+5,10,827 -3,30,423
Arrears as on 1st April 1970	1,65,091	15,17,332	16,82,823
Arrears as on 1st April 1969	1,01,040	16,49,835	17,50,875
Arrears as on 1st April 1968	1,75,510	20,29,927	22,05,437

Note.—Figures in appendix No. 7 are subject to reconciliation.

APPENDIX No. 8

Statement of Permissions granted in respect of leased plots for 1969-70:—

Description	No. of Proposals	Premium	Ground Rent
		Rs.	Rs.
Motor Garages	75	9,089	11,311
Additional Floors	72	34,855	40,523
Change of Users and Miscellaneous proposals such as encroachments, floors, Canopies, temporary structures, Rewas projections, opla projections, lofts, etc. } Basement projections, Gallery ... }	152	23,435	23,755
Fines	9,300	...
Transfer fees	4,050	...

APPENDIX No. 9

Statement of Tenements Constructed from Budget 'A' for Municipal General Staff —

Serial No.	Locality	Year of Construction	No. of Structures	No. of Tenements	Subsidised Rent		Standard Rent	Remarks	
					Maximum	Minimum			
					Rs.	Rs.			
CITY					(Subsidised rent at Rs. 12 per 100 sq. feet.)				
1	Gilder Lane Tenements Bombay Central.	1958	4	144 (64)* (80)	54.79 } 38.24 }	38.79 } 27.24 }	93.59 } 65.30 }	As per new formula rent to be charged at 10% of total emoluments on std. Rent which ever is less if the allotment is made after 1-4-67.	
2	Elphinstone Road Tenements. Parel.	1958	3	72	26.81	19.70	41.86		
3	Surya Cinema Tenements. Najzaum	1958	2	48	26.81	19.70	41.96		
4	Chinchpokli Tenements Arthur Road.	1959	2	32	32.97 } 33.15 } 31.15 } 35.04 }	26.82	53.73		
5	Maratha Hospital Compound, Byculla.	1959	4	64	35.84 } 37.64 }	26.70	52.61		
6	Worli Tenements Dr. Annie Besant Road.	1961	7	112	33.72 } 33.08 } 35.44 } 34.82 }	26.82	66.94 } 66.94 } 72.19 } 70.55 }		
7	40 tenements Maratha Hospital Compound ...	1965	2	40	72.50 } 71.95 } 74.95 } 76.85 }		
8	Maratha Hospital Compound, Byculla. ...	1962	2	16 8 @	42.24 } 39.15 } 69.23 }	...	71.19 } 65.19 } 114.08 }		
9	88 T near Wadala Rly. Station	88 +22	23.73	23.73	135.08 } 57.00 }		(Shops) (Rooms)
SULURES.									
1	Khar Tenements Hasanabad Lane.	1961	5	60	37.09 } 40.16 }	...	71.80		
2	Khar 18 tenements.	1969	...	18	90.50		

* Three room tenements. Rest are two room tenements.

@ Four room tenements.

APPENDIX No. 10 Capital Account. Figures in Lakhs.

Particulars	1966-67		1967-68		1968-69		1969-70	
	In the year	To end of the year	In the year	To end of the year	In the year	To end of the year	In the year	To end of the year
RECIPT.								
Loan	50.60	2,253.56	50.00	2,303.56	75.00	2,378.56	...	2,378.56
Discount or Premium	...	-15.01	...	-15.01	...	-15.01	...	-15.01
Sale Proceeds	2.85	798.54	4.06	802.60	4.89	807.49	3.00	810.49
Appropriation from General Account	...	-219.78	...	-219.78	22.95	-195.83	18.87	-177.96
Special contribution from Government...	...	59.00	...	59.00	...	59.00	...	159.00
Release of Debentures lodged with Govt.	...	42.60	...	42.60	...	42.60	...	42.60
Extraordinary receipts	...	25.10	...	25.10	...	25.10	...	25.10
Miscellaneous
Total	52.85	3,944.01	54.06	3,998.07	102.84	3,100.91	21.87	3,122.78
EXPENDITURE								
<i>I.—On Govt. and Municipal Property—</i>								
Schedule 'W'	...	13.50	...	13.50	...	13.50	...	13.50
Do. 'X'	...	16.20	...	16.20	...	16.20	...	16.20
Do. 'Y'	...	4.70	...	4.70	...	4.70	...	4.70
Police Accommodation Schemes	...	91.60	...	91.60	...	91.60	...	91.60
Total	...	126.00	...	126.00	...	126.00	...	126.00
<i>II.—On the Trust own acquired lands—</i>								
Cost of Management and Estab.	30.92	289.98	54.67	324.65	4.95	329.60	4.33	333.93
Acquisition of land	...	1,045.18	-7.22	1,152.30	0.40	1,052.70	1.95	1,054.66
Chawls	35.38	467.27	38.12	505.39	47.52	552.91	21.92	574.83
Roads	0.38	668.71	17.08	685.79	15.36	701.15	5.65	706.80
Other works	0.22	90.98	0.09	91.07	...	91.07	...	91.07
Mill companies chawls	...	7.70	...	7.70	...	7.70	...	7.70
Total	66.90	2,569.72	97.18	2,650.90	68.23	2,735.13	33.86	2,768.99
<i>III.—Miscellaneous—</i>								
Office Buildings	...	4.50	...	4.50	...	4.50	...	4.50
Other items	...	12.30	...	12.30	...	12.30	...	12.30
Total	...	16.80	...	16.80	...	16.80	...	16.80
<i>IV.—Disposal of Profits</i>								
<i>V.—Debentures lodged with Govt.</i>	...	42.60	...	42.60	...	42.60	...	42.60
<i>VI.—Repayment of Loan</i>	...	144.37	...	144.37	...	144.37	...	144.37
Total	66.90	28,99.49	97.18	2,996.67	68.23	3,064.90	33.86	3,098.76
Balance	-14.05		43.12	1.40	34.61	36.01	11.99	14.02

APPENDIX No. 11

Analysis of General Account

(Figures in columns 2 to 12 shown in lakhs)

Year.	RECEIPTS						EXPENDITURE					Balance appropriated Capital account.	REMARKS.
	Rents.	Municipal contribution.	Share of tobacco duty.	Interest on investment.	Miscellaneous.	Total.	Maintenance.	Municipal rates and taxes.	Interest and sinking fund.	Miscellaneous.	Total.		
(1)	(2)	(3)	(3A)	(4)	(5)	(6)	(7)	(8)	(9)	(10)	(11)	(12)	(13)
	Rs.	Rs.	Rs.	Rs.	Rs.	Rs.	Rs.	Rs.	Rs.	Rs.	Rs.	Rs.	
1898-1899	1.9	1.9	1.1	0.1	1.8	
1899-1900	0.7	0.8	...	1.5	0.2	0.2	0.4	1.1	
1900-1901	0.9	4.8	...	1.6	...	7.3	0.3	0.2	2.2	...	2.7	4.6	Rent received in 1898-99 was mainly rent under Schedule 'Z'.
1901-1902	1.2	4.8	...	1.5	...	7.5	0.4	0.2	2.5	...	3.1	4.4	
1902-1903	1.4	5.0	...	3.1	...	9.9	0.4	0.2	4.1	...	4.7	5.2	
1903-1904	2.6	3.5	...	2.3	...	8.4	0.4	0.4	5.7	0.1	6.6	1.8	
1904-1905	5.8	2.0	...	2.7	...	10.5	0.7	0.9	8.1	0.1	9.8	0.7	
1905-1906	9.7	2.5	...	1.9	...	14.1	1.4	1.3	10.1	0.1	12.9	1.2	
1906-1907	8.5	3.0	...	2.1	0.1	13.7	1.9	1.1	11.2	0.1	14.3	-0.6	
1907-1908	8.1	3.6	...	2.4	0.1	14.2	2.2	1.0	12.1	0.1	15.4	-1.2	
1908-1909	9.4	4.5	...	1.2	0.1	15.2	2.5	0.8	13.0	0.1	16.4	-1.2	
1909-1910	11.4	7.8	...	1.5	0.2	20.9	*3.3	1.0	16.0	0.1	20.4	0.5	*Includes interest paid to Government and the Municipality under Section 68 (1) of the old Act as shown below :-
1910-1911	14.4	8.9	...	1.5	0.1	24.9	*3.1	1.0	19.1	0.1	23.3	1.6	
1911-1912	16.6	8.6	...	2.2	0.1	27.5	*3.0	1.3	20.2	0.1	24.6	2.9	
1912-1913	18.0	9.2	...	2.0	...	29.2	*2.7	1.0	20.5	0.1	24.3	4.9	
1913-1914	20.9	9.3	...	2.0	...	32.7	*2.4	1.2	21.4	0.3	25.3	7.4	
1914-1915	23.0	9.8	...	1.5	0.1	34.4	2.7	1.5	22.4	0.3	26.9	7.5	
1915-1916	24.9	10.2	...	1.5	...	36.5	2.9	1.6	23.8	0.3	28.6	7.9	
1916-1917	27.2	11.0	...	2.5	0.1	40.8	3.1	1.7	25.8	0.2	30.8	10.0	
1917-1918	29.8	11.0	...	2.9	0.1	43.8	3.6	1.7	25.6	0.2	31.1	12.7	
1918-1919	33.2	11.5	...	2.0	0.1	46.8	3.6	2.0	25.2	0.2	31.0	15.8	
1919-1920	35.7	15.2	...	1.7	0.2	52.8	3.7	2.2	24.1	0.6	30.6	22.2	
1920-1921	37.5	15.7	...	5.4	0.5	59.1	4.0	2.4	29.4	1.0	36.8	22.3	
1921-1922	43.4	15.8	...	5.4	0.4	65.0	6.4	2.9	52.6	0.6	62.5	2.5	
1922-1923	45.0	17.9	...	4.9	0.1	67.9	7.9	3.5	64.1	-0.5	75.0	-7.1	
1923-1924	44.2	19.1	...	7.6	0.2	71.1	9.6	3.2	74.2	0.6	87.6	-16.5	
1924-1925	50.5	20.2	...	6.4	0.4	77.5	9.0	4.4	80.6	0.6	94.6	-17.1	
1925-1926	48.7	22.3	...	6.8	0.2	78.0	8.6	3.4	93.7	0.2	105.9	-27.9	
1926-1927	49.5	22.4	...	7.2	3.2	82.3	9.6	3.6	90.5	-0.3	103.4	-21.1	
1927-1928	48.5	23.1	...	6.3	2.3	80.2	11.3	3.8	90.2	...	105.3	-25.1	
1928-1929	47.6	23.0	...	3.8	1.0	75.4	10.6	2.7	90.4	...	103.7	-28.3	
1929-1930	51.0	22.9	...	2.7	0.1	76.7	10.2	2.9	93.3	...	102.4	-25.7	
1930-1931	50.2	23.1	...	2.7	0.2	76.2	10.2	3.4	92.1	...	105.7	-29.5	

*Includes interest paid to Government and the Municipality under Section 68 (1) of the old Act as shown below :-

Year.	Government. Rs.	Municipality. Rs.	Total. Rs.
1909-10	65,350	41,241	1,06,591
1910-11	46,440	37,841	84,281
1911-12	61,858	37,276	99,134
1912-13	68,194	37,431	1,05,625
1913-14	54,644	27,668	82,312
Total	2,96,486	1,81,457	4,77,943

* Includes an amount of Rs. 123 lakhs still to be adjusted.

1931-1932	49.3	23.5	...	1.4	0.1	74.3	10.5	3.3	4.3	...	108.1	-33.8
1932-1933	49.3	23.5	7.4	1.1	0.1	81.4	11.8	3.0	96.5	...	111.3	-29.9
1933-1934	49.2	32.9	11.4	3.9	...	97.4	7.5	4.4	98.2	...	110.1	-12.7
1934-1935	50.9	33.4	10.9	3.3	...	98.5	9.6	4.2	98.6	...	112.4	-13.9
1935-1936	50.3	33.4	9.8	2.8	0.1	96.4	9.5	3.8	102.3	20.8	136.4	-40.0
1936-1937	51.2	32.2	11.8	4.9	0.2	100.3	10.3	3.6	85.2	...	99.1	+1.2
1937-1938	50.6	34.4	12.4	4.6	0.6	102.6	10.5	3.3	83.1	...	96.9	+5.7
1938-1939	52.0	34.3	10.4	4.2	0.4	101.3	15.0	3.2	80.9	...	99.1	+2.2
1939-1940	53.5	37.1	9.9	3.4	0.4	104.3	16.1	3.4	80.2	...	99.7	+4.6
1940-1941	52.5	35.7	5.4	3.9	0.6	98.1	18.1	3.6	80.3	...	102.0	-3.9
1941-1942	52.3	36.9	10.0	4.0	0.3	103.5	14.3	3.4	80.0	...	97.7	+5.8
1942-1943	54.2	24.7	4.1	4.0	0.3	87.3	14.4	3.2	79.6	6.3	103.5	-16.2
1943-1944	54.7	26.3	10.0	4.0	0.4	95.4	15.2	3.2	79.5	...	97.9	-2.5
1944-1945	60.0	27.3	10.0	4.4	0.3	102.0	17.3	4.1	78.1	...	99.5	+2.5
1945-1946	60.3	28.4	7.5	4.3	0.5	101.0	20.0	4.4	77.6	...	102.0	-1.0
1946-1947	60.1	30.0	8.6	4.7	0.3	103.7	23.1	4.6	76.6	...	104.3	-0.6
1947-1948	67.9	30.0	9.2	5.5	0.3	112.9	24.2	4.4	77.1	...	105.7	+7.2
1948-1949	59.0	31.7	2.0	5.4	0.6	98.7	31.0	4.7	77.0	...	112.7	-14.0
1949-1950	60.7	32.9	10.0	5.9	0.7	110.2	29.8	4.7	76.3	...	110.8	-6
1950-1951	59.4	34.6	10.0	5.8	0.5	110.3	32.1	4.9	77.4	...	114.4	-4.1
1951-1952	60.8	36.3	10.0	5.8	0.6	113.5	28.5	5.9	76.5	...	110.9	+2.6
1952-1953	63.58	35.84	7.42	5.32	0.73	112.89	33.8	9.1	75.89	...	118.79	-5.9
1953-1954	68.13	36.99	10.0	5.25	0.66	121.03	37.49	7.5	76.15	...	121.14	-1.1
1954-1955	71.83	39.62	10.0	5.07	0.83	127.35	40.42	7.37	75.95	...	123.74	+3.61
1955-1956	68.61	39.89	6.38	3.78	0.64	119.30	45.86	2.45	75.62	...	123.93	-4.63
1956-1957	6.68	43.75	5.00	4.10	0.93	122.46	44.46	7.38	75.19	...	127.03	-4.57
1957-1958	67.24	44.53	14.56	4.39	0.26	130.98	40.14	7.71	76.12	...	123.97	+7.01
1958-1959	67.22	46.04	7.56	2.86	0.38	124.06	41.58	6.65	75.92	...	124.15	-0.9
1959-1960	69.78	47.44	7.64	1.95	0.70	127.51	41.31	7.85	75.82	...	124.98	+2.53
1960-1961	78.19	47.27	5.11	1.39	0.55	132.51	47.97	7.75	76.81	...	132.53	-0.02
1961-1962	78.45	54.67	5.13	3.21	0.68	142.14	45.62	7.86	81.36	...	134.84	+7.30
1962-1963	80.13	54.84	...	2.25	0.69	137.91	44.02	9.02	83.69	...	136.73	+1.18
1963-1964	84.20	56.36	...	3.76	0.59	144.91	57.04	18.47	87.98	...	163.49	-18.58
1964-1965	85.55	54.85	10.00	3.96	1.93	156.29	58.68	12.11	89.39	...	160.18	-3.89
1965-1966	104.96	80.14	...	1.86	1.03	187.99	79.53	14.26	87.85	...	181.64	+6.35
1966-1967	106.48	84.86	10.00	3.38	0.54	205.26	87.75	16.10	94.91	...	198.76	+6.50
1967-1968	100.31	95.95	3.47	0.11	0.63	200.25	98.74	21.04	101.14	...	220.92	-20.67
1968-1969	106.13	101.08	9.60	(D.R.) 0.05	1.02	217.78	79.09	14.03	101.71	...	194.83	+22.95
1969-1970	122.79	121.78	0.39	3.35	3.63	251.94	109.82	17.13	105.12	...	233.07	+18.87
Total to the end of 1969-1970	3471.76	2117.90	293.06	244.02	34.62	6168.56	544.12	335.78	4433.12	27.33	6345.42	-255.86

Particulars of Municipal (Improvements) Chawls Cost, Net Annual Returns

Serial No.	Name of the Chawl.	Year in which the site of chawls appropriated for construction of chawls	Total area of chawls sq. Metres	Rate per sq. yd. as in the year given in column 3.	Value of the site (Cols. 4 & 5)	Constructional cost of the chawls including 3 per cent. for management and establishment	Cost of work value of the and management and establishment charges columns 6 and 7	Interest and Sinking Fund charges on Capital outlay at 4.61 per cent. on column 8 up to 1919 and thereafter at 6.35 per cent.	Gross annual rent
(1)	(2)	(3)	(4)	(5)	(6)	(7)	(8)	(9)	(10)
1	1-4 Agripada A Chawls	1900	Sq. Metre 6091.21	Rs. 8	Rs. 50,995	Rs. 1,85,505	Rs. 2,36,500	Rs. 10,903	Rs. 40,422
	5-16 Agripada B Chawls	1903	9970.85	6	71,550	5,41,639	6,13,189	28,269	52,269
3	31-32 } Agripada C Chawl	1903	5226.65	6	37,506	2,79,182	3,16,688	14,599	1,04,294
	38-40 } 45-46 }								
4	19-24 Chandanwadi Chawl	1904	8080.36	15	1,44,960	3,76,915	5,21,875	24,059	1,00,680
5	25-27 } Imamwada A Chawls	1905	11239.26	13.8	1,81,467	4,98,562	6,80,029	31,349	1,04,866
	29, 30 & 31 }								
6	50 Imamwada B Chawl	1905	793.49	13.8	12,811	19,368	32,179	1,483	
7	33-37 Mandvi-Koliwada Chawls	1908	3485.83	75	3,12,675	2,76,040	5,88,715	27,140	93,388
8	52 Workmen's Cottages Matunga	1905	789.31	5	4,720	12,083	16,803	774	1,757
9	17-18 Nagpada A Chawls	1903	2148.02	7	17,983	82,358	1,00,341	4,676	17,472
10	39 Nagpada A Chawl	1904	1755.04	7	14,693	99,776	1,14,469	5,277	13,979
11	28 Princess Street Chawls	1907	1237.47	30	44,400	42,417	86,812	4,002	9,872
12	42-44 } Suparibaug Chawls	1910	6756.77	4.8	36,364	3,39,878	3,76,242	17,345	57,684
	47-49 }								
13	52-57 Chinch Bunder Chawls	1913	7103.76	26 66(d)	2,26,560(a)	3,79,622	6,06,182	27,945	84,046
14	86-95 Cottage Blocks (old)	1920	2324.44	10	27,800	36,069	63,869	4,056	4,346
15	58-61 Clerk Road Chawls	1921	3495.86	15	62,715	4,39,814	5,02,529	31,911	45,975
16	62 Pais Street Chawls	1921	2858.73	15	51,285	1,70,863	2,22,148	14,106	18,639
17	63-66 Mominpura Chawl (Old)	1921	6488.37	15	1,16,400	4,31,655	5,48,055	34,801	41,935
18	67-72 Three room tenements Scheme 5	1922	4689.85	6	33,654	2,64,717	2,98,371	18,946	20,772
19	73-78 Two room tenements, Scheme 6	1922	3540.17	6	25,404	2,91,972	3,17,376	20,153	24,667
20	79-85 Cottage Blocks (new)	1922	6528.50	6	46,848	69,312	1,16,160	7,376	4,005
21	Blocks 1-19 Bellasis Road Chawls	1922	29853.19	19	6,78,376	25,75,065	32,53,441	2,06,594	2,12,733
22	1-16 Mazgaon Chawls	1922	24315.50	10	2,90,810	21,77,079	24,67,889	1,56,711	1,70,919
23	1 Mominpura Chawls (N w)	1923	3270.10	20	78,220	3,14,276	3,92,496	24,923	35,883
24	1-23 Love Lane Chawls	1925	11176.50	18.8	2,47,289	11,36,407	13,83,696	87,865	1,27,170
25	1-10 Sydenham Road Chawls	1925	10698.28	16	2,04,720	7,78,071	9,82,791	62,407	69,123
26	1-2 Palton Road Chawls	1940	2721.60	25	81,375	2,32,503	3,13,878	19,931	58,005
27	3 Palton Road Chawls	1952	9551.86	50	92,777	3,48,544	4,41,321	28,024	
28	A-J S wri Chawls	1955	5554.41	25	1,66,075	5,06,514	6,72,589	28,120	57,294
29	Naigaon Chawls	1957	3362.08	40	160,840	5,59,481	7,20,321	29,110	36,185
30	Sion Chawl	1958	927.27	40	44,360	1,40,842	1,85,202	7,997	14,467
31	Wadala Chawls 112 Tenements	1959	2897.19	40	1,38,640	6,27,259	7,65,899	32,474	57,756
32	Wadala Chawls 272 ..	1960	10068.68	40	4,81,680	15,53,841	20,37,521	86,391	1,32,653
33	Wadala Chawls 144 ..	1961	6765.13	5	4,04,550	8,92,806	12,97,356	55,008	67,792
34	Wadala Chawls 160 ..	1961	6212.45	50	3,71,500	10,13,999	13,85,499	58,745	74,946
35	Wadala Chawls 224 ..	1961	7836.21	50	4,68,600	14,87,658	19,56,258	82,945	55,902
	Total	...	2,65,288	...	54,30,602	1,91,84,087	2,46,14,649	12,96,415	20,11,916

(a) Rs. 8-0-0 for 8 large rooms (double) rooms having partition inside A- Includes rooms rent free in li Sweepers

(b) Represents license B- Room used for Office and Stores.

(c) This figure represents the value of Rs. 40 per sq. yd. of the site situated between the 25 road and the Railway and measuring 664 sq. yds. figures arrived at by dividing by 8,496 yds.

C- do temporarily occupied by Schools.

E- do. do. do. Shops.

F- do. do. do. Gymnasium

G- do. do. do. Godowns

Calculated at 4.24 per cent.

No. 12

Number of tenements, full letting value and permissible actual population

Annual profit or loss— i.e. 24.79 per cent. of column 10-9.	Percentage of est- annual return 24.79 of ol. (10) of capital cost col. 8)	Total Number of rooms.	Number of floors including ground floor.	Floor area of tenements including verandah.	Rent per room as on 31-3-1962 inclusive of increase in taxes.	Economic rent Ex- clusive of increase in taxes.	Number of rooms of living purpose.	Number of rooms let for Shops, Godowns, or Municipal purposes
(11)	(12)	(13)	(14)	(15)	(16)	(17)	(18)	(19)
Rs. -20,511	4.06	312 (Verbandah.)	3	Sq. ft. 175	R . nP 7 49	8 14 0	276	1-B, 5-D & 3-E
-40,693	2.03	653	4	110	10 40	7 10 0	926	20-E
-39,389	7.33	288	4	142	6 45	8 1 0	414	18-E
		433	4	177	7 49	8 12 0		1-F
-47,990	4.59	674	4	125	9 35	10 6 0	633	2-D, 9-E
		857	4		8 95	9-13, 10-1	846	2-B, 4-C & 5-D
-57,759	3.50	30	4	135	11 93	10-5	30	—
		278	4	160	8 31	Rs. 9-13	222	10-E, 26-G
-49,38	3.77	15	4	176	9 96	10-1, 10-5	—	—
-1,191	2.48	144	1	120	8 31	17 5 0	144	—
-8,829	4.14	144	4	148	9 96	12 7 0	144	—
-8,605	2.91	64	4	160	10 83	9 10 0	144	—
-6,349	2.70	481	4	136	8 64	9 0 0	64	—
			4	176	10 34	14 2 0	479	1-B, 1-F
-31,057	3.64	405	2	176	10 35	9 4 0	372	3-C
-47,953	3.30	14	1	275	7 76	13 6 0	—	—
-5,069	1.62	325	4	176	10 09	38 0 0	320	—
-42,839	2.17	134	4	175	24 81	13 12 0	131	4-E, 1-F
-18,537	1.99	246 (b) 160	4	175	28 83	15 13 0	241	3-E
-44,769	1.82	36	4	562	9 62	13 8 0	—	6-D
-23,284	1.65	72	3	338	10 66	Rs. 55, 60 & 65	—	—
-26,0'6	1.85	10	3	325	12 82	Rs. 35, 33, 32	—	—
-8,328	0.82	1,549	3	176	30 83	35	1,513	20-C, 7-D & 9-E
-2,57,161	1.55	1,305		176	10 66	Rs. 16-5, 8-6, 17 14	1,263	36-C, 4-D & 2-E
-1,97,358	1.65	234			9 36	Rs. 15-0, 15-14	227	7-E
-33,452	2.17	—	—	176	12 30	13 8 0	792	5-D, 22-E, & 1-F
-1,83,093	2.18	821	4	176	9 46	Rs. 15-9, 15-1 16-9, 17-1, 17-9	387	1-B, 1-C, 1-D & 1-E
-78,838	1.67	391	4	176	10 66	Rs. 15-7, 16 16 8, 32 33 35	125	24-E
-61,743	1.83	156	4	328	12 38	Rs. 15-7, 16 16 8	76	7-C & 6 G
-41,739	2.03	86	4	180	26 74	Rs. 35	194	—
-37,711	1.19	194	2	180	10 38	Rs. 35	120	—
-11,436	1.86	120	4	190	11 09	Rs. 36-10	24	—
-46,203	1.76	24	4	237	26 03	Rs. 4	—	—
-1,17,923	1.55	112	4	273	27 06	—	—	—
-71,122	1.24	144	4	—	22 91	—	—	—
-76,560	1.29	160	4	—	24 20	—	—	—
-96,233	0.70	224	4	—	21 86	—	—	—
-17,74,648	79.57	11,626	4	—	29 43	—	—	—
			4	—	50 33	—	—	—
			4	—	31 50	—	—	—
			4	—	47 00	—	—	—
			4	—	64 00	—	—	—
			4	—	66 50	—	—	—
			4	—	67 50	—	—	—
			4	—	07 00	—	—	—

* 5-B, 61-C, 35-D, 180-E, 4-F, 72-G

APPENDIX

Statement showing dishousing and rehousing operations on the Trust

YEAR	NUMBER OF TENEMENTS DEMOLISHED UP TO THE END OF THE YEAR				NUMBER OF TENEMENTS PROVIDED UP-TO							
					MUNICIPAL BUILDINGS.			(1) IN POLICE ACCOMMODATION SCHEMES (2) IN POORER CLASSES ACCOMMODATION SCHEMES (3) BY MILL COMPANIES AND (4) IN B. D. D CHAWLS				
	One room.	Two rooms.	Larger.	Total Col. (2) to (4)	Perma- nent chawls.	S. P. Sheds.	Total Col. (6) and (7).	One room.	Two rooms.	Larger.	Servants quarters.	Total Co. (9) to (12)
(1)	(2)	(3)	(4)	(5)	(6)	(7)	(8)	(9)	(10)	(11)	(12)	(13)
1898-99	29,881	5,518	3,671	39,070	11,715	4,310	16,821	18,198	160	349	163	18,870
1962-63	65	65	35	+876	-80
1963-64	10	10	100	-58	-58
1964-65	+1,376	+1,411
						38	138					
1965-66	2	2	160	160
1966-67	368	...	368
1967-68	140	600	740
1968-69	160	1,180	1,340
1969-70	216	...	216
Total	29,956	5,518	3,671	39,145	12,753	8,324	20,898	18,358	160	349	163	19,030

* Demolished during the year.

No 13

Estates since the commencement of the Trust

THE END OF THE YEAR					NET ADDITION (+) OR REDUCTION (-)						
IN LESSEES' BUILDINGS					One room cols. 8+9+14.	Two rooms cols. 10+15.	Larger Rooms co. 11+16	Servants' quarters cols. 12+17.	Grand Total cols. 19 to 22	In the year cols. 23-5.	To end of the year.
One room.	Two rooms	Larger.	Servants' quarters.	Total cols. 14 to 17							
(14)	(15)	(16)	(17)	(18)	(19)	(20)	(21)	(22)	(23)	(24)	(25)
£8,156	10,129	14,392	2,221	44,898	52,095	10,289	15,516	2,384	79,809	41,439	41,439
27	111	218	...	356	-58	111	218	...	1,709	1,644	1,644
1	44	106	...	151	-	+ 1,438
42	70	159	...	271	+44	+ 70	159	...	273	273	273
...	160	160	160	160
...	168	368	368	368
...	600	140	740	740	740
33	19	...	217	269	1,373	19	...	217	1,609	1,609	1,609
5	14	341	...	360	576	14	341	..	931	931	931
18,273	10,387	15,216	2,438	46,305	54,958	12,081	16,234	2,601	85,599	47,164	47,164

APPENDIX NO. 14

Statement of tenements constructed for Slum Clearance Scheme (City & Suburbs)

Serial No.	Locality.	Year of Construction	No. of structures	Number of Tenements		Subsidised rents Charged	Standard Rent	
				Residential	Shops Godowns		Rs. P.	Rs. P.
Municipal Scheme :-								
1	Palton Road Chawl No. 4	1956	1	81	27	31.13	41.88	
2	Hains Road Transit Camp.	1957	18	137	...	24.48	105.85	
3	Tank Pakhadi Transit Camp	1958	27	254	...	24.48		
4	Dharavi	1959	...	120	...	27.32		
5	Shopping Block at Haines Road...	1960	1	...	4	29.51	varying from 22.57 to 73.33	
6	do. do. Milk Street...	1962	1	...	17	...	61.53	
7	Shopping Block at Tulsiwadi Body-Guard line	1963	1	...	15	...	Varying from 41.57 to 43.68.	
8	Shopping Blocks at Water St.	1963	1	...	10	...	Varying from 70 to 87.50.	
Government Aided Schemes								
1	Haines Road	1959	7	112	...	29.11	54.08	
2	Haines Road	1959	5	80	...	29.11	54.84	
3	Sukhalaji Street	1960	1	76	...	30.21		
4	Sion, Scheme 6	1960	1	40	...	29.11		
5	Body Guard Lines Dharavi	1961	6	96	...	29.11	54.41	
7	Foras Road	1961	5	168	...	29.11		
7	Foras Road	1961	1	42	13	29.11		
8	Rawli Camp	1961	18	288	...	29.11		
9	Bane Compound Arthur Road	1961	6	208	...	29.11		
10	Water Street, Byculla	1961	7	112	...	29.11		
11	Haines Road	1962	2	32	...	31.10		
12	Sion Scheme 6	1961	2	80	...	29.11		
13	Body Guard Lines	1962	8	128	...	29.11	52.00	
14	Bapty Road	1963	1	40	...	31.10		
15	Haines Road	1963	6	96	...	31.10		
16	Rawli Camp	1964	14	224	...	31.10	70.00	
17	Sion Village	1964	1	24	...	31.10	135.40	
18	Kamathipura	1964	1	22	...	31.10	69.36	
19	Do.	1964	1	26	...	31.10	Varying from 60.58 to 64.30	
20	Kamathipura MI Area	1964	1	41	...	31.10	Varying from 47.63 to 104.60	
21	60 t. at Falkland Road 8th X Lane	1964	1	60	...	31.10	Varying from 75.30 to 85.50	
22	60 t. at Hains Road	1964	1	60	...	31.10	Varying from 35.50 to 156.00	
23	Rawli Camp	1967	6	240		
24	Rawli Camp	1969	5	132	8	...		
25	Rawli Camp neare Koliwada level crossing Opp. S. S. S. Nagar.	1969	1	32	10	...		
Suburbs.								
26	Viktoli	1961	16	396	...	29.11	52	
27	Do.	1963	12	348	...	31.10	...	
28	Kherwadi Bandra	1964	17	272	
29	Tenements along Eastern Express Highway Ghatkopar	1965	108	1004	
30	60 t. at Bombay Agra Road Ghatkopar	1966	3	60	
31	320 t. at Santacruz	1966	20	320	...	31.50	53.90	

HYDRAULIC ENGINEER'S DEPARTMENT

I.—GENERAL DESCRIPTION OF WATER WORKS SERVING GREATER BOMBAY

Greater Bombay covering an area of 435 Sq. kilometres (168 sq. miles) derives its water supply mainly from artificial lakes impounding the rain-water falling in their catchments during the monsoon each year.

The larger of these, formed by dams built across the Vaitarna and Tansa Rivers, which rise in the Western Ghats and flow into the Arabian Sea, are located on the main land. The smaller ones the Vehar, Tulsi and Powai Lakes are located within the limits of Greater Bombay itself, on the island of Salsette.

All these sources are at such elevations that water can be conveyed from them by gravity to the various focal points of distribution in the Greater Bombay area. Some marginal quantities are however derived by pumping from the Ulhas River which during the fair season depends entirely on the tail race waters of the privately owned generating station of the Tata Hydro-electric company at Bhivpuri.

II.—BRIEF HISTORICAL REVIEW OF SOURCE DEVELOPMENT

The first source to be developed was the Vehar Lake in 1860, the supply until then having been drawn only from local wells and tanks. The demand for piped water though initially limited, rose rapidly, necessitating the development of the Tulsi Lake in 1878. The supply potential of the Vehar Lake was 61.36 m.l.d. (13.5 m.g.d.) and that of the Tulsi Lake 18.18 m.l.g. (4 m.g.d.). Both these sources were located on the Salsette Island itself.

The next stage of development required water to be conveyed from the main land over much longer distances and across the intervening Thana creek. The first stage of the Tansa Scheme was completed in 1892, the conveyance of water having been achieved by constructing a masonry duct running along the contours of the hills at a gradient of 150 mm. (6") per mile with an inverted syphon main of 1,200 mm. (48") diam. wherever valleys had to be negotiated. There were also a few tunnels along the alignment. The water was carried over the creek portion by a bridge. By this arrangement, the supply to Bombay increased by about 77 M. L. to 82 M. L. (17 to 18 mgd.) this being the carrying capacity of the conveyance system.

The second stage of the Tansa development was undertaken in 1912 and completed in 1915. The work involved was of raising the dam by 2.90 Mt. (9.58 Ft.) and laying an additional main of 1250 mm. (50") diam. in the syphons. This brought the total capacity of Tansa to about 182 Ml. (40 m.g.d.).

The Tansa completion works consisting of raising the dam by another 1.62 Mt. (5.42 Ft.) constructing a new outlet well and laying two Nos. 1,800 mm. (72") diam. riveted steel mains by a somewhat different alignment to convey another 327 Ml. (72 m.g.d.) to Bombay was undertaken in 1922 and completed in 1927.

The water supply situation was comfortable till the outbreak of the Second World War in 1939. After that, shortages developed necessitating the implementation of the Vaitarna-cum-Tansa Scheme in 1948. Just before this automatic shutters were provided on the spillway of the Tansa lake increasing its full supply level by 0.61 Mt. (2 ft.).

The new augmentation scheme consisted of building a dam on the Vaitarna River in the neighbouring catchment to Tansa, a tunnel through the intervening range of hills for conveying water to Tansa, and an additional main from Tansa to Bombay. The size of this main was 2,400 mm. (96") diam. It was of welded steel construction and of shell design with ring girders and roller supports. It was for the first time such a design was adopted in the country and the main about 76.22 kms. (47.37 Miles) was the longest pipeline of such a large diameter anywhere in the world. The total combined capacity of the Vaitarna and Tansa complex on completion of the augmentation scheme in 1956 was about 909 Ml. (200 m.g.d.).

Before the next stage of development could be financed, it became necessary as a temporary measure to derive 91 Ml. (20 m.g.d.) by pumping from the Ulhas River. This work was undertaken in 1966 and completed in 1967.

The next stage of augmentation has already been undertaken under the Upper Vaitarna Scheme which comprises of building additional dams in the upper reaches of the Vaitarna catchment and laying of a 27,00 mm. (108") diam. pipe line from the lower end of the tunnel connecting Vaitarna and Tansa to convey additional quantity of about 546 Ml. (120 m.g.d.) to Bombay.

The Powai lake which was developed in 1889 has not been mentioned in the above review, as it was hardly ever used as part of the system owing to the rather inferior quality of its waters. During recent years, it is being used for supplying the stables in the Aarey Colony and for growing para-grass in the surrounding areas.

III.—DETAILED DESCRIPTION OF HEAD WORKS AND CONVEYANCES SYSTEM

(a) **Vaitarna Head Works.**—The Vaitarna Head Works consist of a gravity dam spanning a gorge of 555 Mt. (1820 Ft.) and having a height of 82 Mt. (269 Ft.) above the bed of the river. It is built of mass concrete which had been pre-cooled to a temperature of about 15.60 centigrade (60° F.) at the time of construction, this being the first instance of this type of construction in the country.

The spillway section consists of 8 gates each of 12 Mt. (40 ft.) width and 8 Mt. (26 ft.) height. Four of these gates are electrically operated and the remaining four work by buoyancy. For emergency repairs to gates prefabricated stop-logs have been prepared and kept ready mounted on the dam and for lowering these into position, a 14 ton capacity Goliath crane has been installed running along the dam. The dam is also provided with under sluices and has two inspection galleries at different levels. There are arrangements for measuring the deflection of the dam under different conditions of loading of the reservoir.

Intake Arrangement.—The Intake Tower is provided with two gates (one being an emergency gate) and these until recently comprised the sole control from this source into the 3000 m.m. (10 ft.) diam. horse-shoe tunnel emanating from this source.

During the last year under review, two pairs of additional openings were provided in the intake tower at levels of 158 Mt. (520 Ft. THD) and 140 Mt. (460 Ft. THD) in order to enable the water to be drawn from levels nearer the surface.

The length of the tunnel between Vaitarna and Tansa is 9.24 Kilometres (6 miles) being made up for three sections with 3,150 mm. (126") dia. steel pipes spanning the Belwant and Tasu Nalas which run across the alignment. The tunnel divides into two branches at a bifurcation chamber wherein gates have been provided on each arm. One arm proceeds towards the Tansa lake where it terminates in a forebay at the entrance to the open channel leading into the Tansa lake. The second arm is connected to a 3,000 mm. (120") diam. pipeline which meets the 2,400 mm. (96") diam. pipeline from Tansa at a point at short distance away from the Tansa outlet well.

Halfway along the alignment of the 3000 mm. (120") diam. pipeline, a break-pressure tower has been provided to limit the head in the Vaitarna system to about 146 Mt. (480 THD) and thus to protect the Tansa system against excessive head in case it becomes necessary for operational reasons to interconnect the two systems. During the last year under review, arrangements have been made to plug this break-pressure tower when required so as to take advantage of the higher head of Vaitarna during the ensuing difficult period of transition while the additional sources of augmentation are being developed.

The Vaitarna Head Works are manned by a total staff of 72 persons including a Medical Officer. The power required for domestic use, work-shops, etc. and for the operation of the spillway gates is generated departmentally at Vaitarna, the power-house consisting of 3 Nos. 100 kilo watts capacity diesel generators which generate power at 440 volts and transmit it over the area through overhead lines aggregating about 4.82 kilo metres (3 miles). Besides the Inspection Bungalow and staff quarters, there are also 9 furnished bungalows which are utilised by members of the public visiting the site.

(b) The Tansa Head Works consist of a gravity masonry dam having a length of 2,835 Mt. (9,300 ft.) above the bed of the river. The spillway section consists of 38 gates each of 282 Mt. (9.25 ft.) and 1.22 Mt. (4 ft.) height. These shutters operate automatically falling into open position when the lake level reaches their lip and being brought into the shut position with the help of counter-weights, as soon as the level falls slightly below the lip. There is an arrangement for drawing water at 7 different levels, the lowest outlet being 1,200 mm. (48") dia. opening at level 114 Mt. (375 ft. THD) re-entering the outlet well which is located about 86 Mt. (250 ft. THD) away from one end of the outlet well and connected with it by a pipe-line down stream side of the dam. This last outlet was specially made in 1947-48 in order to be able to draw upon the lake to a lower level in emergencies.

From the outlet, the following pipes take off:—

- 1 No. 2400 mm. (96") dia. Vaitarna main.
- 2 Nos. 1800 mm. (72") Tansa steel mains.
- 1 No. 1200 mm. (48") dia. main leading into a masonry duct.

The Tansa Head Works are manned by a total staff of 110 persons. Spacious furnished Inspection Bungalow commanding a panoramic view of the lake and a pavilion has also been provided for picnickers.

(c) The Vehar Head Works consist of 3 earthen dams aggregating the total length of 709 Mt. (2326 ft.) the maximum dam height being 25.60 Mt. (84 Ft.). There is also a spillway section in masonry having an Ogee profile and a length of 108 Mt. (354 Ft.). The intake is through a tower having 4 bell-mouth openings at different levels, the lowest one being at level 70.67 mm. (230.50 Ft.) THD. The intake tower is connected to 1050 mm. (42") diam. pipeline which has been laid through a tunnel for a length of 61.38 Mt. (201.42 Ft.) to connect it with the 1800 mm. (72") and 1200 mm. (48") diam. Vehar mains which emanate from this system at the other end of the tunnel. Vehar Head Works are manned by a total staff of 30 persons. There is no electric power at the site at present and diesel operated pumps are run for pumping up water for the use of the Inspection Bungalow and gardens. There are in all 5 Inspection Bungalows and gardens at Vehar in addition to numerous pavilions and picnic spots which have been made for the benefit of public, who frequent the place in large numbers, particularly on Holidays.

(d) The Tulsi Head Works consist of a masonry dam of 192 Mt. (630 Ft.) length and 28 Mt. (92 Ft.) height, an earthen dam of 588 Mt. (1930 Ft.) length and a masonry spillway section of 43.28 Mt. (142 Ft.) length. The secondary spillway which has its sill above the sill of the regular spillway also exists on the masonry dam.

The intake is through a tower having bell-mouths at different levels, the lowest outlet normally used being at level 125.37 Mt. (411.33 Ft.). The intake is connected to the 1050 mm. (42") diam. pipeline which passes through a tunnel section before it enters the treatment works on the downstream side of the dam. These treatment works consist of a rapid sand filtration plant constructed in 1926 and having a capacity of 18 m.l.d. (4 m.g.d.). The Tulsi Head Works are manned by a staff of 23 persons. There is no electric power at the site and water is pumped into the wash-water tanks at the treatment plants with the help of diesel engines. The Tulsi Head Works are only approachable by a trolley line, a branch having been laid for this purpose taking off from the main line running from Ghatkopar to Tansa. The masonry dam is, however, approachable by a road recently constructed through the National Park. There is no Inspection Bungalow at Tulsi.

(e) Powai Head Works consist of a masonry dam of 198 Mt. (650 Ft.) length and 9.14 Mt. (30 Ft.) height including a spillway section of 177 Mt. (580 Ft.) length. The intake is through a well built integrally with the dam with opening at levels, the lowest being at 50 Mt. (165 Ft. THD). The staff at the Powai Head Works consists of 57 persons most of whom are malis looking after the Powai Park which is situated adjacent to the dam and which is a favourite picnic resort.

(f) The Head Works of the Ulhas Scheme consist of an intake channel the floor level of which is at Head 25 Mt. (82 Ft.) leading into a feeder channel from which the pumps installed in the Mohone Ulhas Pump House. On the right bank of the Ulhas River derive their water. There are 8 pumps of 250 H. P. including two stand-by units. From this Pump House, the water is pumped into a 1,200 mm. (48") dia. pipeline, is carried across the Kalu River on a bridge and terminates at the treatment works at Pogaon. These works comprise of a rapid sand gravity filtration plant very recently built and currently undergoing trials. From the clear water reservoir of this treatment plant, the water is pumped into the Tansa trunk mains system through a second pumping installation at Pogaon, there being 10 pumps, each of 250 H. P. installed at this place including 4 stand-by units.

(g) Details about the conveyance lines are given in Appendix XII. The system is fairly complicated one consisting of tunnels, masonry duct sections, syphon mains of cast iron and steel, rivetted mild steel pipelines laid either directly on the ground or on concrete pedestalls, and welded steel pipes, ring girders and roller supports. The sizes vary from 1,200 mm (48") dia. to 3150 mm. (126") dia.

IV.—DESCRIPTION OF SERVICE RESERVOIRS IN DISTRIBUTION SYSTEM

When piped supply was originally brought to Bombay from Vehar, service reservoirs had not been initially provided. Later a service reservoir to store the filtered water treated by slow-sand filters located on the Bhundarwada Hill at Mazagaon was built for the Vehar system. Similarly, as an adjunct to the Tulsi system, slow-sand filters were installed at the Malabar Hill along with a reservoir for storing the filtered water before supplying it to consumers. Both reservoirs were enlarged later on by converting the filters into storage space taking advantage of the general improvement in quality of water after the Tansa catchment was exploited. The capacity of the Malabar Hill Reservoir after conversion was 148 M.L. (32.52 m.g.) and the Bhandarwada Hill Reservoir 79 M.L. (17.38 m.g.). The reservoir at the Bhandarwada and Malabar Hills however remained the only two service reservoirs in the system serving Bombay until about 2 decades ago when the work of building additional reservoirs was undertaken as part of the Master Plan for Distribution of Water Supply in Greater Bombay area prepared in 1956.

The new service reservoirs so far, provided at Worli, Golanji, Pali and Veravali High Level have been brought partially into use, and the ones at Trombay and Veravali Low Level are being utilised occasionally during system break-downs. The last named was used for the first time on the 24th May 1969 when difficulties were experienced in supplying the Western Extended Reservoirs owing to the closure of the East-West Tunnel for the work of fixing one orifice place on the 2,400 mm. (96") dia. main connecting it with the trunk lines at Mulund. The reservoirs at Ghatkopar and Powai Low Level are ready, but not yet being utilised and the ones at Bhandup and Powai High Level are yet under construction. In the case of the Rawli Hill Reservoir, some doubt has arisen about the stability of the foundation and the matter is being investigated, before undertaking the work.

Two of the reservoirs envisaged under the Upper Vaitarna Augmentation phase of development, viz. the ones at Borivali and Bhandup have also in the meantime been taken up for construction. Besides, these, there are four others under the same Scheme, work on which has yet to be started.

V.—OPERATIONAL DATA

At the start of the administration year, all the sources of supply were being utilized. The main operation demanding careful Manipulation was that of drawing down Vaitarna to certain optimum levels by certain dates to facilitate completion of the work of modifying the Intake tower which was still in progress. The level of the lowest gate was reached on 1st May 1969, affording the contractors sufficient time to carry out the final stages of work.

As the lake level fell at Vaitarna, more water was utilized from Vehar Lake, the maximum being during the month of June 1969 when there was a net draw down equivalent to 4,363.66 mega litres (961 million gallons). The corresponding figures for the previous year had been 3,918.61 M.L. (862 M.G.).

Between the 28th May and the 24th June 1969, the drawal from Vaitarna was practically closed to prevent invasion of the system by water of unacceptable quality. Partial utilization of Vaitarna was attempted for the first time during part of this period, by blending the Vaitarna water with that derived from Tansa at mile 0.4. Immediately after the Vaitarna began to spill on 22nd July 1969, the plug at the Break Pressure Tower on the 3,000 mm. (120) dia. main was inserted (on 23rd July 1969). The intantion was to take full advantage of the Vaitarna head for conveying water directly to Bombay, and to conserve Vehar. The turbidity of Vaitarna water at the surface had by them fallen to an acceptable level. The plug remained in position right upto the 5th March 1970.

During the monsoon however, the quality of water at the consumer's end went on deteriorating and there were many cases of gastro-enteritic and jaundice in many parts of Bombay. Although it could not be definitely established that the quality of Vaitarna waters was the principal cause, it seemed atleast to be a contributory factor as raw water samples from Vaitarna showed the presence of E.-Coli. It was surmised that pollution could have come from the work-site of the dam. construction works further upstream and in order to safeguard the health of the consumers in Bombay, Vaitarna was again switched off between the 16th and the 27th September 1969.

During this period, the Vehar lake had again to be heavily drawn upon.

During the monsoon of 1969, the maximum level of turbidity measured at the lowest intake point was 420, the values being on whole much lower than those of the previous year, probably because of the stabilising action of the new dams in the upper reaches of the river. Then turbidity of the surface touched the maximum value of about 55 p.p.m.

The transfer of water from the Alwandi lake at Upper Vaitarna commenced on 1-10-69 and continued with a few short stoppages upto 2-1-70. The short stoppages were from 9-10-69 to 19-10-69 and 28-10-69 to 6-11-69. The maximum quantity transferred in a day was about 903.37 M.L. (203.04 m.g.), the total quantity being about 50,965.43 M.L. (11,211.84 m.g.). The levels at Vaitarna on the days on which the transfer commenced and ended were 163.13 Mt. (535.26 Ft. T.H.D.) and 160.20 Mt. (525.60 Ft. T.H.D.).

It had been expected that a second instalment would be made available during this year but no allowance has been made for it by the staff of the State Government, engaged in constructing the dam, who were unfortunately under the impression that no useful purpose would be served by storing additional water for this requirement, because of the limited carrying capacity of the trunk mains between Vaitarna and Bombay. In spite of this, the levels at Vaitarna remained much higher than ever before most of the year.

There was no difficulty experienced in drawing water from the Ulhas River during the year. In fact because of the plugging operation on the 3,000 mm. (120") dia. main and the relatively higher levels of Vaitarna. There was a short period during which it was not possible to avail of the full potential of Ulhas. The total quantity pumped during the year was 17,476.00 M.L. (3,844.28 M.G.).

The Vehar Lake was used as in recent years to serve as a buffer to meet seasonal variations in the carrying capacities of trunk mains and to meet critical situations arising out of breakdowns and planned shut-downs on the trunk system. On the 27th of May, 1969, the installation was for the first time tried out for pumping simultaneously into the Vaitarna and Tansa mains.

The net quantity drawn from the lake during the entire year was about 43,632 M.L. (9,598 M.G.), the inputs and outputs being as shown below :—

<i>Outputs</i>			
(a) By gravity	...	32,529 M.L.	(2,442.60 M.G.)
(b) By pumping	...	11,103 M.L.	(7,155.68 M.G.)
Total	...	<u>43,632 M.L.</u>	<u>(9,598.28 M.G.)</u>
<i>Inputs</i>			
(a) From Ulhas	...	17,476 M.L.	(3,844.28 M.G.)
(b) From Vaitarna and Tansa...	...	4,577 M.L.	(1,006.82 M.G.)
Total	...	<u>22,053 M.L.</u>	<u>(4,851.10 M.G.)</u>

There was no month during which pumping from Vehar could be totally dispensed with. However, the minimum monthly drawal was about 895.55 M.L. (97.40 M.G.) during August 1969, the maximum value being about 3,800.72 M. L. (836.07 M.G.) in May 1969.

VI—DISTRIBUTION OF SUPPLY

Distribution Division deals with distribution and regulation of water supply within city limits. It also deals with investigation of short supply complaints, granting permission for new connections, additional fittings and their certifications, taking court actions for enforcement of Sections of the Bombay Municipal Corporation Act relating to public and private water supply, rewashing of leaky taps, issue of notices for defective fittings and metering of water supply.

Each ward, A to E was in charge of one Assistant Engineer except B and C Wards which were in charge of one common Assistant Engineer. Wards F and G divided into two sub-divisions, each sub-division in charge of an Assistant Engineer.

A new control room, established at Babula Tank, in place of the existing one, and equipped for the entire Greater Bombay, Water Works continued to be in charge of a senior engineer designated as Assistant Engineer Water Works Division and Control. He is responsible in all matters covering control of water supply for the entire Greater Bombay including lakes.

For the purpose of distribution of supply, the city is divided into five main division, each division receiving supply from (a) Malabar Hill Reservoir, (b) Bhandarwada Hill Reservoir, (c) Golanji Hill Reservoir, (d) Worli Hill Reservoir and (e) directly from trunk mains. The details of area served by the four reservoirs and the direct supply area are shown in Appendix XVII.

The timings of supply remained practically the same as in the previous year except in the Extended Western Suburbs where changes were made after commissioning the new East-West tunnel. There was a constant demand from consumers in some of the Suburban areas to modify their timings so as to make them more convenient. As this involved altering the entire schedule, trials were made on full scale on 22nd and 24th December 1969 and from 11th to 13th March 1970. The timings as actually operative on 31st March 1970 are given in the table in Appendix XVII.

The average quantity of water per day brought to the City, Suburbs and Extended Suburbs was as follows:—

<i>Average quantity of—</i>	In Mega Litres	In Million Gallons
City	558.52	122.86
Western Suburbs	157.61	34.67
Eastern Suburbs	118.01	25.96
Extended Suburbs (West)	54.55	12.00
Extended Suburbs (East)	25.46	5.60

During the year 44,858 Nos. of complaints were received as against 44,873 complaints during the last Short Supply year, as detailed in Appendix XIX.

Complaints

Municipal Commissioner's Notices and Prosecutions Municipal Commissioner's notices for improvements of water supply under Section 274(1) of the Bombay Municipal Corporation Act were issued in 344 cases under Section 271 (2) in 15 cases in respect of premises which were without adequate water supply. The number of prosecutions launched during the year was 341. The number of convictions was 162. 10 Cases were withdrawn after compliance with notice and 74 cases were pending disposal at the end of the year. The total amount of fine recovered was Rs. 2,934. Besides, about 3,648 Notices under Section 278(2) of the Bombay Municipal Corporation Act were served on the owners for defects in the water fittings excluding those in respect of unauthorised works infringing the provisions of Section 287A and B of the Municipal Act and non-compliance of Water Bye-Laws, and as a result of these 928 prosecutions were launched. The number of convictions was 662 and the amount of fines recovered was Rs. 3,950.

Disconnection of water supply The number of cases reported to the Standing Committee for severing water connections for non-payment of taxes and using un-metered water supply was 724 against 1540 in the previous year. In 149 cases, the supply was cut off. In the remaining cases, the execution of disconnection orders was not carried out as the consumers complied with the Municipal requirements.

Fire Attendance The total number of calls received by the Babula Tank Control Station from the Fire Brigade Department for City, Suburbs and Extended Suburbs was 2030 against 2236 received during the previous year. Out of these 397 calls were false. 54 Calls were on account of collapse of houses and 27 calls were on account of serious fires. As per the estimate of the Fire Brigade Department, the total quantity of water actually used to put out the fires was about 8.64 M.L. (1.90 M.G.) However, as a result of the fires, a far greater quantity of water was released from Reservoir and trunk mains as high pressure supply had to be given for the duration of emergencies in the local ties in which they occurred. In order to enable the staff to attend fires promptly, one more fire van was maintained at E Ward, making the total number of vans as five. The other four vans were stationed at (i) A Ward (ii) Babula Tank (iii) F/South Offices (iv) G/South Offices.

Flying Squads As a result of low pressure in the municipal water mains and increase in number of pavement dwellers, hydrants were found opened in various localities in the City by use of a crude key. This part from wastage of water and low pressures, created problems as hydrants were rendered in-operable due to damage to spindle gates. In order to minimize wastage due to unauthorised opening of hydrants, two flying squads each consisting of Overseers, 2 policemen and 2 labourers, operated throughout the year except during the monsoon. During this period 1204 hydrants were closed, 120 keys, 88 masks, 2969 utensils, buckets and vessels were confiscated. Revenue derived from returning utensils to the public on payment of small fee was about Rs. 3021 and through action of unclaimed confiscated utensils was Rs. 1,003.

Distribution Division (Suburbs and Extended Suburbs)

Distribution System The Suburbs and Extended Suburbs are supplied water by gravity through several tapping points on the trunk mains coming from the lakes. For distribution purposes, the areas are divided into two Zones viz., Western and Eastern. Former derives supply from the tapplings on the 2,400 mm. (96") dia. Vaitarna, 1450 mm. (57") East and West Tansa and 600 mm. (24") Tulsi mains between Powai and Bandra and the latter through tapplings on the 1,800 mm. (72") West Tansa main, Duct line the 1,200 > 800 > 600 mm. (48") > 32" > 24") Vehar main and 1,200 mm. (48") new and old Tansa mains. The hours of supply of different localities in the Suburbs and the Extended Suburbs are shown in appendix XVIII.

(a) Tunnel

The work of Driving 3.96 metres (13 ft.) dia. tunnel between Mulund and Kandivli was completed and the tunnel was put into commission.

Borivli, Dahisar, Kandivli and Part of Malad are now supplied from the tunnel. Out of the three arms of the tunnel two arms have been put up into commission and 3rd arm was put into commission in April 1970 when the remaining part of Malad and Goregaon will also be put up on tunnel supply.

(b) Reservoirs

The Pali Hill Reservoir.—The Pali Hill Reservoir is continued to supply water by pumping to the hilly areas of Pali Hill. This reservoir is being used on a fill and draw basis, like the one at Worli, and Golanji.

Veravali Reservoir.—This Reservoir was also completed during the year, but it has not been put into commission so far, as it cannot be governed by the present pressure in the existing 2,400 mm. (96") main.

Veravali High level Reservoir.—This reservoir was also completed during the year but could not be put into commission so far.

Trombay Hill Reservoir.—Water supply from the Trombay Hill Reservoir was continued to be given for the Fertiliser Corporation of India, wherever any difficulty was experienced in giving direct supply. This Reservoir has also not been fully put into commission.

Quantity of water supply Statistics as regards quantity of water supplied to the areas in the Suburbs and Extended Suburbs during the year in shown is Appendix IX and X.

Stand pipes Metered stand pipes were given for a group of not less than 20 persons on receipt of their applications. During the year 331 such stand pipes were given of which 245 in the Suburbs and 86 in the Extended Suburbs. The total No. of metered stand pipes 2,364 out of the 1,864 are in Suburbs and 500 in Extended Suburbs, vide Appendix XXII.

The No. of short supply complaints received for various reasons and attended to during the year from the areas in the Suburbs and Extended Suburbs was 8,515 and 2,599 respectively as detailed in Appendix XX-A.

4 notices for Suburbs and 8 for Extended Suburbs under Section 271(2) and 13 notices for Suburbs and 6 notices for Extended Suburbs under section 274(1) of the Bombay Municipal Corporation Act were issued

The quantity of water used to put out the fire was about 2.74 and 1.80 M. L. (0.60 and 0.39 M.G.) respectively.

865 and 460 notices were issued respectively in the Suburbs and Extended Suburbs for defective fittings, chok's in service pipes unauthorised works, etc. The Court action was taken in 28 and 1 case respectively. The amount of fine recovered was Rs. 516 and Rs. 10 for Suburbs and Extended Suburbs respectively.

Disconnection orders issued in the Suburbs and Extended Suburbs. 1952 and 181 respectively.

29,652 and 11,200 meters of sizes varying from 15 mm. (1½") to 300 mm. (12") were on the connections in the Suburbs and Extended Suburbs respectively, as detailed in Appendix XX. The number of meters exchanged were 9,122 and 2,478 those fixed on new connections were 1,428 and 798, those removed from existing connections were 372 and 15 and number of new properties metered were 82 and 49 for Suburbs and Extended Suburbs respectively.

VII.—Maintenance Division (Inside City)

The Maintenance Division at 566, N. M. Joshi Marg, Byculla, continued attending to major works of repairs and bursts on big sized mains, maintenance of testing house, meter workshop, pumping and chlorination stations, at reservoirs and other places in the city, etc., This division continues attending emergent works connected with repairs to pipes even after office hours and on Sundays and holidays.

The total length 920.42 k.m. (571.92 miles) of water mains of sizes 80 mm. (3") and above, was maintained during the year, Statement gives details of length of existing mains in the island of Bombay. There was one burst and 21 leakages on large sized water mains during the year. The details of bursts on 600 mm. (24") and above dia. mains are shown in Appendix XIV.

Plant and machinery maintained during the year are shown in Appendix XIII.

(1) Malabar Hill Reservoir

The existing pump (six) viz. three nos. 100 h. p. 2 nos. 75 h. p. and one 40 h. p. were maintained. The total capacity of the pump-house remained as 490 H. P.

(2) Bhandarwada Hill Reservoir

The existing two pumps viz. one of 275 H. P. and one of 300 H. P. were maintained. The total capacity of the pump house remained as 575 H. P.

(3) Golanji Hill Reservoir

The existing three pumps viz. 2 nos. of 100 H. P. and one No. of 80 H. P. were maintained. The total capacity of the pump house remained as 280 H. P.

The aggregate capacity of pumping units at reservoirs in City is 1345 H. P. and a total maintenance cost incurred was R. 2,22,000. In addition to the above pumping units, 6 small pumping sets were maintained for playing fountains and for watering the reservoir gardens.

For boosting stations as shown in Appendix XV (at Sr. No. 1 to 4) were maintained during the year the boosting stations at Rafi Ahmed Kidwai Road and at Altamount Road were closed down.

A 75 H. P. electric pump house was installed in place of 54 H. P. Diesel pump at Fosbury Road Boosting Station.

Existing 54 H. P. diesel pump is also retained, as a stand by.

Re-chlorination was done at various places in the city for maintaining required residual chlorine in the water mains, in the City. Auxiliary Chlorination station at (a) Futka Tank, Kings Circle, (b) Malabar Hill Reservoir (c) Bhandarwada Hill Reservoir (d) Worli Hill Reservoir and (e) Golanji Hill Reservoir functioned satisfactorily. Further five chlorination plants were used on the water mains in the City, wherever additional disinfection was found necessary due to suspected contamination, etc. The total quantity of chlorine consumed during the year was about 1956 cylinders with chlorine of 150 tons approximately.

The total number of pipes and fittings tested during the year was approximately 5,73,519. Out of which 3,46,963 pieces were for private parties and the remaining for the Municipal Work, realising a revenue of Rs. 86,928. The corresponding figures during the previous year were 5,75,003 pieces and Rs. 1,10,990.

The total No. of meters maintained were 20,398. 7,589 Municipal meters repaired during the year. Total No. of meters tested were 12,517 out of which 8788 were Municipal meters.

The total No. of new meters purchased during the year were 2968.

New meters

In order to give interim relief to the consumers whose pumps had gone out of order, 15 numbers of pumping sets (1 to 5 H. P.) were maintained and given on hire for short duration. 2 Booster pumps for hire to public numbers plastic tanks each of 49,987 litres (11,000 gals.) capacity were also offered on hire to public.

109 new connections were made during the year. 615 odd jobs such as cleaning of water connections, arresting wastage, rewashering replacement of old pipes, etc. were carried out.

Improving the water supply in Municipal building inside city.

The routine maintenance work such as painting, minor repairs, replacement of storage tanks and fittings, repairs to flooring etc. were carried out during the year.

Maintenance of water works Buildings.

The work of granting new water connections was carried out by the Maintenance Staff of the respective Wards. The total number of new water connections granted during the year was 3,777 as shown in Appendix XVI as against 5,243 in the previous year. The grand total of water connections existing in different premises in the City came to 97,250 as against 93,483 of the previous year. Similarly, water connections cut off during the year were 181 as against 383 during the period of previous year. The odd jobs such as cleaning of dirt boxes, meter strainers, etc. during the year were 8,376 as against 8,175 during the previous year.

The works of special mention that were carried out during the year are as under :—

(1) A new pump house is constructed at Malabar Hill Reservoir. The work of installation of new 8 No. of electric pumping sets of 100 H. P. each (in the pump house) is in progress and switch gear is completed. The additional supply of electric power is being given by the B. E. S. and T. undertaking and the pump house will be commissioned shortly.

Maintenance Division (Suburbs and Extended Suburbs)

Water mains of sizes varying from 50 mm. (2") to 900 mm. (36") 532.66 Km. (366.60 miles) & 272.35 Km. (169. 2 miles) in length in the suburbs and Extended Suburbs respectively were maintained. The total number of bursts on mains from 80 mm. (3") to 600 mm. (24") dia. were maintained. The details of bursts on mains 600 mm. (24") and above in dia. are shown in appendix XIV.

34 Pumping Stations including one new pumping station at Anik Village, Chembur were maintained as detailed in Appendix XV. Vehar pumping station having an installed capacity of 1800 H. P. was operated for 6325 hours during the year.

Maintenance of pumping station.

The particulars of connections made during the year are given in the Appendix XVI. The total number of new connections granted was 1,176 in the Suburbs and 859 in the Extended Subs. The total No. of connections at the end of the year was 31,799 in the Suburbs and 10,469 in the Extended Suburbs.

Water Connections in the Extended Suburbs.

The work of testing small sized galvanised iron pipes and brass fittings was carried out at Ghatkopar and Bandra. The revenue from testing of pipes and fittings submitted by the private parties amounted to Rs. 1,21,717.

Testing of water fittings.

With the exceptions of two free stand pipes, Municipal properties benevolent and charitable institutions, water is supplied to all the properties in the Suburbs and Extended Suburbs through metered connections.

General.

There is a Meter workshop at Ghatkopar, where meters are tested, cleaned, overhauled and repairs. In all 5,964 municipal meters were repaired at Ghatkopar during the year. In addition to private meters were tested and sealed in testing shop at Ghatkopar and Bandra, total revenue collection is about Rs. 4,512.

Repairs to water meters.

Details of Plant and Machinery maintained during the year are shown in the Appendix XIII.

VIII.—CONSTRUCTION (CITY)

The Works Division (Inside City) carried out the works of laying of water mains and other construction works as per the provisions in Loan Works Budget. It also carried out the work of diverting of the water mains, laying of additional water mains in connection with resurfacing of roads and other emergent works, on behalf of the private parties, sister Department, Government Bodies and making new connections 80 mm. (3") dia and above in size were also done by this division.

These works were carried out departmentally, the total strength of the staff being 650. The cost of the budgetted works executed was about Rs. 24,22,186 and the cost of the unbudgetted works Rs. 7,69,765. List of plant and machinery and tools with this division is as shown in Appendix XIII.

Total length of pipes of various sizes laid is as shown in a Appendix XXI.

Some of the important works executed during the year of 1969-70 as shown below :—

- (1) Providing water mains and cross connections, etc. for Improvement of water supply in 'C' Ward
- (2) Guniting and patchplating 1,450 mm. (57") Tansa Steel mains at Lady Jamshedji Road from Mogal Lane to N. C. Kelkar Road and Sane Guruji Road.

- (3) Replacing 1,200 m.m (48") steel main by hume steel pipe at Netaji Subhas Road.
- (4) Providing 450 mm.>300 m.m. (18">12') water main in Manaji Rawji Road at Kamathipura.
- (5) Providing stubs across roads for water connection.
- (6) Providing pump house at 4th Pasta Lane.
- (7) Providing 300 m.m.(12") dia water main in Mirchi Lane.
- (8) Enlarging the existing 120 m.m. and 150 m.m. (5" and 6") water main in Ahmed Umar Street and Pathan 1st Street.
- (9) Providing 250 mm. (9") water main in Khattar Lane between V.P. Road and Thakurdwar Road.
- (10) Providing 150 m.m. (6") dia. water main in Babula Tank X Rd.
Two works mentioned at Sr. No. 2 and 3 carried out through contractors.

IX.—AMALGAMATION OF CORE UNITS

On 15th May 1969, various basic units of the Department were grouped together with a common headquarters at the new Ward Office building at Babula Tank in order to facilitate the co-ordination of their working and to provide better liason with the Central Distribution Control Unit also located nearby. The divisions comprising the core were the following :—

- (1) Planning.
- (2) Investigations and Monitoring.
- (3) Quality Control and Waste Prevention.
- (4) Industries.
- (5) Productivity.

Activities of the various divisions are given in what follows. Although the sub-divisions maintained their individual identity after the merger many grouped activities were also possible notable amongst these being the commencement of the comprehensive leakage control programme and the distribution studies undertaken through the firm of Tata Consulting Engineers.

(1) Planning Division

(a) The main activity continued to be zoning in conformity with the working plan for the 1970-71 phase of development (i. e. completion of the Upper Vaitarna augmentation works). Detailed plans and estimates were prepared for 10 more zones bringing the total to 30 out of a total number of 68 zones covered under the plan. The total cost of the wrks relating to the 30 zones planned comes to about Rs. crores. Most of the planning work was done with the help of the CDC 3600 electronic computer at the Tata Institute of Fundamental Research at Colaba, the total computer time used during the year being two hours.

(b) In order to prepare the Suburban net-works to receive the maximum benefit from the feeder lines proposed under the zonal programme a scheme was prepared for laying a large number of small sized distributory lines in the suburban areas where the net-works were found to be basically weak. The cost of this programme was estimated to be about Rs. 61 lacs.

(2) Investigation and Monitoring Division

Although this Division also participated in the group activity of commissioning various new facilities and studying the conditions during the experimental change in timings described under Section their main activities during the year were concerned with the testing of mains for water tightness. During this period 69 new mains were tested ranging in diameter from 80 mm. (3") to 900 mm (36") and involving an aggregate length of 36.56 Kms. (22.72 miles). In 13 of this pipe lengths the leakage was less than 25 gallons per inch di. per mile per day and hence of a standard conforming to the best any where in the world. 36 pipe lengths had however larger values of leakage than the above mentioned limit though within 250 gallons per inch di. per mile per day the present standard being followed by the department.

(3) Quality Control and Waste Prevention Division

This branch continued the linked activities of sounding of water mains for leakage detection and of tracing of points of contamination in water supply. The gauging of flows in trunk and distributory mains was also done by it with the help of pitometers.

The total length of mains covered under the sounding programme excluding special sounding done for various investigations to study leakage losses or locate focal points of contamination was 2961 Km. (1,839.20 miles). The total number of defects detected by the sounding of mains and allied activities was 4752 of which 976 were above ground. The number of taps rewashered was 4828. The number of hydrant flushed was 52,888. Unlike the previous year's report which pertained to the City proper only the current figures pertain to the entire Greater Bombay area.

Eight pitometers were in the field from April 1969 to September 1969 when continuous round-the-week operations were started. The number had then to be reduced to seven to enable arrangements to be made to provide for relievers. The number of units was however restored to 8 in February 1970, when posts created under the Leakage control programme were filled up. The staff worked for 2407 Unit days during the year as compared to 1989 unit days last year. The total No. of points gauged was 624 which were made up of the following :—

(1) Gauging the quantity of water conveyed by trunk and distributory mains for finding out the average daily break up of the total supply in the different zones of Greater Bombay and for purposes of day to day Control	178
(2) Gauging in connection with leakage evaluation and consumption studies	13
(3) Gauging for purposes of planning and monitoring changes in the mode of distribution	50
(4) Routine checking of pipe flows in various parts of the system	...

In each of the Wards of the City and Suburbs there were as in the preceding year two groups of sampling points from which water was sampled at regular intervals for the purposes of bacteriological and chemical examinations. The sampling points being on service mains were expected to be representative of the quality of water supply obtainable in different parts of the City, Suburbs and Extended Suburbs. Samples of water were collected by mobile squads of trained personnel of the Municipal Analyst's staff. The sampling was done daily, but not on Sundays.

As against the previous years figure of 87.23 percent, samples free from Coliform bacteria, the year's figure was 75.39%. The total number of routine samples collected for bacteriological samples was 5208 compared to 4393 last year. This was exclusive of the 6216 special samples collected from the areas where reports of contaminated water had been received.

4416 samples were also collected this year from service reservoirs of Malabar Hill, Bhandarwada, Worli, Golanji and Pali as compared to 4505 samples collected last year. 82.73 % of these samples were free from Coliform organism as against 94.47 % during the previous year. On the whole there was a marked deterioration in the quality of water which appears partly atleast to have been due to the water released into the Vaitarna Lake from the new source being developed upstream of it.

The total number of samples of water collected for chemical analysis during the year both from the lakes and the distribution system was 336.

Whenever contamination of the supply of any locality was suspected investigations were immediately initiated to trace the fault and remedy the defect. Leaking and broken fittings under ground were traced with the help of sounding rod. Flushing of hydrants in the affected area was also done to speed up normalisation of conditions and mobile chlorination units were also used.

(4) Industries Division

The start of the year saw the launching of the system of penalizing industries exceeding their quota allotments. This had a very salutary effect in curbing the tendency to draw excessively where conditions of supply were favourable.

In the latter part of the year a review was taken of the working of the system as there many genuine cases where the quotas fixed were totally outmoded. A policy decision was taken thereafter to treat the base year for quota fixation data as the 12 months period ending September 1969 instead of 1965. It was also decided that after revising the quotas so as to make them in this way more realistic. All penalty bills should also be amended in the light thereof.

(5) Productivity Division

The main activities of the Productivity Unit during the year are shown below :—

(a) *Utilization of the Distribution Staff.*—This study showed that there was some scope for reduction of staff (by about 8 to 10 percent), without changing the supply timings provided that certain changes in operating methods were introduced. Some major recommendations which could be implemented immediately were (i) Fixing of shifts timings on the basis of distribution operations in each Ward, (ii) Use of bicycles, (iii) changing of shift personnel after a month instead of a week. (iv) Permission to encash enjoyed casual leave to reduce casual absence. Some recommendations which need some preparations and hence could be implemented in near future were (i) Shifting of daily operated sluice valves from the carriageway to footpaths and (ii) providing a facility of operating valves of 600 mm. (24") and above by electrical energy. The recommendations could not be implemented and this was a year in which changes were constantly being made in supply timings and a major overall change in timings was imminent. However, they conclusively proved that the general feeling about the distribution branch being overstaffed was totally incorrect.

(b) *Utilization of maintenance staff.*—The study was conducted in 'D' Ward and it was recommended that norms for various maintenance jobs as suggested by the Executive Engineer (Subs). Water Works, Shri T. M. Kandawalla in his special report on the subject be adopted till such time a detailed study of present matters is made and norms on a more scientific basis are fixed. It was also recommended that some additional staff be given and that some improvements like standardising the lengths of meters and periodic replacement of meters be introduced. This report has yet to be discussed.

(c) *Study of Survey Section.*—This study was completed but full discussions had not been held with H. E. at the end of the period under review.

(d) *PERT/CPM Training*.— A 8-lecture course specially prepared to train the Engineering personnel of the Corporation was run by the productivity group at centres. One Centre was run by the Unit attached to participants out of which 20 were Assistant Engineers and Sub-Engineers from Survey, Planning and Construction Branches of H. E.'s Department.

X.—SURVEY AND DESIGN DIVISION

This division is entrusted with the work of maintaining records of water and other structures, Preparing Plans and Estimates of all engineering works to be carried out, maintaining statistics of (i) lake levels (ii) storages (iii) discharges (iv) rainfalls, (v) chemical and bacteriological analysis, etc., maintaining records of water works lands, preparing estimates of water charges for the probable quantity of water used for building construction purposes, verifying tenders, contracts and measurement of contract works, maintaining a library of engineering books and periodicals and attending to miscellaneous administrative matter of technical nature.

Several proposals for laying water mains, for improvement and expansion of the distribution system were formulated during the year. Plans and estimates as detailed below were prepared:—
Preparation of Plan and Estimate

Budget	No. of plans	No. of estimates	Estimated cost in Rs.
(City) Division—I	127	110	83,53,880
(Suburbs) Division—II	75	117	76,80,300
(Extended Suburbs) Div.—III	53	43	25,82,800
Total	255	270	2,06,16,900

1018 Estimates of compounded charges for water used for construction purposes in the city were framed as against 1,168 in the corresponding year. The total estimated amount was Rs. 10,13,400 as against Rs. 8,83,000 in the preceding year. on similar lines 3,556 estimates for the Suburban and Extended Suburban areas as against 2942 in the preceding year were framed amounting to Rs. 21,44,700 as against Rs. 17,22,000 in the preceding year.

XI.—METERING

19,458, 29,652 and 11,11,200 Meters of sizes varying from 15 mm. (1/2") to 300 mm. (12") in City, Suburbs and Extended Suburbs respectively, were on the connections as detailed in Appendix XX. The number of meters exchanged was 9,469; 9,792 and 2,478 those fixed on new connections were 1,087; 1,428 and 798 meters removed from the existing connections were 424, 372 and 15 for City, Suburbs and Extended Suburbs respectively.

The number of new properties metered during the year 221, 22, and 49 for City, Suburbs and Extended Suburbs respectively. Premises metered during the year pertain to trades and new Metering Programme residential buildings on flat system.

The total revenue derived from water supply by meter measurement was Rs. 4,53,81,398 as against Rs. 1,95,67,531 and Rs. 55,17,778 in City, Suburbs and Extended Suburbs respectively.

XII.—ESTABLISHMENT

During the year under review, the Head Works Branch was separated out and placed in independent charge of an Executive Engineer with two main divisions under him, viz., lakes and conveyance lines outside limits of Greater Bombay and similar units within the Corporation area.

The Powai Laboratory Establishment was also taken over by the department from the Project Section from the beginning of the administrative year.

The total number of scheduled superior staff during the year was 249 under Division I (Budget 'A') and the establishment cost thereof amounted to Rs. 15,00,670. The labour staff during the year numbered about 2,422 and its establishment cost was Rs. 45,90,490. The temporary staff both superior and inferior was 775 with establishment cost of Rs. 15,16,118.

Under Division II and III the total number of scheduled superior staff during the year was 179 and 59 the establishment cost thereof amounting to Rs. 8,84,710 and Rs. 3,07,460. Labour staff during the year numbered about 399 and 140 and its establishment cost was Rs. 9,40,160 and Rs. 3,62,950. The temporary staff both superior and inferior was 46 and 64 respectively with a total establishment cost of Rs. 3,18,507 and 84,532.

XIII—LIST OF APPENDICES.














Serial No.	Description
I.—	Statistics of Lakes.
II.—	Statement showing evaporation losses of different lakes.
III.—	Map showing lakes and trunk mains providing water supply to Greater Bombay.
IV.—	Graph showing annual rainfall of Vaitarna lake.
V.—	Do. of Tansa Lake.
VI.—	Do. of Vehar Lake.
VII.—	Do. of Tulsi Lake.
VIII.—	Do. of City (at Colaba).
IX.—	Supply Statistics.
X.—	Statement showing the quantity of Municipal water used for different purposes.
XI.—	Details of Hydraulic Gates in the Head Works Division.
XII.—	Statistic of trunk mains, embankments, culverts and bridges.
XIII.—	Statement showing Plant and Machinery maintained in various Divisions.
XIV.—	Statement showing details of bursts of mains on 600 mm. (24") and above in the City, Suburbs and Extended Suburbs.
XV-A.—	List of Municipal Boosting Stations in City Suburbs and Extended Suburbs.
XV-B.—	List of Municipal bulk pumping stations in outside City and Ulhas Divisions.
XVI.—	Plan showing zones of water supply.
XVII.—	Statement of water connections of different sizes made during the year.
XVIII.—	Statement showing hours of supply in different localities in the City Suburbs and Extended Suburbs.
XIX.—	Statement showing short supply complaints in City.
XIX-A.—	Statement showing short supply complaints in Suburbs and Extended Suburbs.
XX.—	Statement showing details of meters in City, Suburbs and Extended Suburbs.
XXI.—	Details of works carried out by construction branch in City, Suburbs and Extended Suburbs.
XXII.—	Details of stand pipes in City, Suburbs and Extended Suburbs.
XXIII.—	Organisation chart of H. E.'s Department (as on 31-3-1970).

APPENDIX I
Statistics of the Lakes for 1969-70

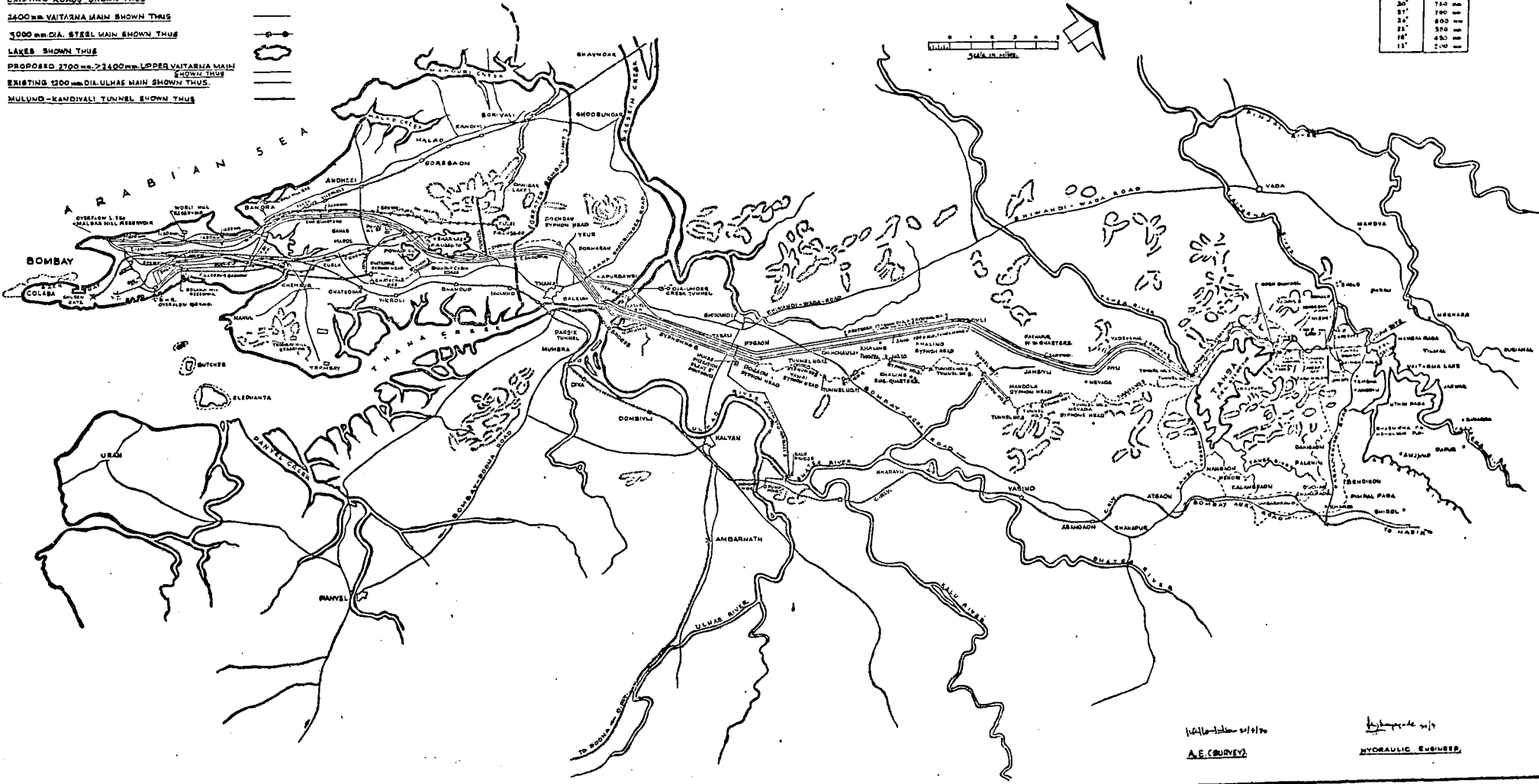
Serial No.	Particulars	Vaitarna	Tansa	Vihar	Tulsi	Powai
1	Distances from Bombay (Town Hall) in Kilo Metres (miles) by road.	119.09 (74)	106.21 (66)	28.96 (18)	35.40 (22)	27.35 (17)
2	Waterspread at full supply level in square kilometres (square miles).	8.55 (3.30)	19.11 (7.38)	7.28 (2.81)	1.35 (0.52)	2.10 (0.81)
3	Total catchment areas in square Kilometres (square miles) ...	450.66 (174.00)	135.38 (52.50)	18.96 (7.32)	6.76 (2.61)	6.68 (2.58)
4	Total rainfall in Millimetres (Inches)	2,680.80 (105.54)	3,125.10 (123.03)	2,214.96 (87.20)	2,428.46 (95.60)	1,909.15 (75.16)
5	Average rainfall of the preceding five years in Millimetres (Inches).	2,327.50 (91.63)	2,473.98 (97.40)	2,097.80 (82.59)	2,456.18 (96.70)	2,082.07 (81.97)
6	Fluctuation in rainfall as compared with preceding 5 years in Millimetres (Inches).	+ 351.30 + (13.92)	+ 651.12 + (25.63)	+ 117.16 + (4.61)	- 27.72 - (1.10)	- 172.92 - (6.80)
7	No. of rainy days, [rainfall of 2.5 mm. (0.10") and above]...	86	85	93	82	83
8	(a) Number of days in which rainfall was moderate [between 7.6 mm (0.3") and 34.9 mm (1.38")].	43	37	50	52	39
	(b) Number of days in which rainfall was heavy [between 35.0 mm (1.38") to 64.9 mm (2.55")].	15	12	11	17	11
	(c) Number of days in which rainfall was very heavy [between 65.0 mm. (2.56") and 84.9 mm (3.34")].	7	5	4	3	4
	(d) Number of days in which rain fall was very heavy 85.0 mm. (3.35") and above.	4	11	4	3	16
9	Maximum rainfall in milli metres (Inches)	232.30 (9.14")	223.40 (8.79)	123.20 (4.85)	119.38 (4.70)	68.32 (2.68)
10	Dates of maximum rainfall	9-9-1969	9-9-1969	16-7-1969	9-9-1969	27-7-1969
11	The lakes commenced to overflow when the rainfall amounted to mms. (inches).	815.90 (32.12)	1,849.70 (72.82)	...	2,243.36 (88.32)	1,127.50 (44.8)
12	Dates on which the lakes started overflowing	21-7-1969	3-8-1969	...	9-9-1969	30-7-1969
13	Dates on which the lakes stopped overflowing.	11-10-1969	6-8-1969	...	20-9-1969	20-8-1969
14	Number of days the lakes over flowed	82	45	...	12	48
15	Quantity of water that overflowed over the waste weir in Mega Litres (Million gallons)	9,01,318.39 (1,98,268.00)	50,767.01 (11,167.50)	...	1,163.49 255.72	5,471.06 1,203.50
16	Full supply levels of the lake above Town Hall Datum in Metres (Feet).	163.06 (535.00)	128.62 (422.00)	80.67 (264.70)	139.16 (456.60)	59.43 (195.00)
17	Total contents of the lake above the lowest outlet at full supply level in Mega Litres (Million Gallons).	1,80,293.00 (39,660)	1,84,838 (40,660)	41,823 (9,200)	10,428 (2,294)	5,455 (1,200)
18	Highest levels above Town Hall Datum during the year in Metres (Feet).	163.30 (535.80)	128.62 (422.20)	78.15 (256.40)	139.32 (457.06)	59.52 (195.30)
19	Dates on which the highest level was reached	9-9-1969	9-9-1969	18-9-1969	10-9-1969	9-9-1969
20	Levels of the lowest outlets in Metres (Feet)	126.73 (416.88)	114.30 (375.00)	71.07 (230.50)	121.22 (397.75)	53.20 (175.00)
21	Lowest levels above T.H.D. reached during the year in Metres (Feet).	133.98 (439.57)	121.86 (399.80)	73.48 (241.06)	132.50 (434.72)	55.47 (181.99)
22	Dates on which the lowest levels were reached	4-6-1969	29-6-1969	1-7-1969	18-6-1969	13-6-1969
23	Contents of the lakes above the lowest outlets at the lowest level reached in Mega Litres (Million Gallons).	18.243 (4,013)	75.204 (16,543)	9.437 (2,076)	3.373 (742.00)	850.00 (187.00)
24	Lake levels above T. H. D. in Metres (Feet) on 1st October 19 69.	163.15 (535.26)	128.14 (420.42)	77.79 (255.22)	139.01 (456.07)	59.33 (194.65)
25	Contents of the lakes above the lowest outlet in Mega Litres (Million Gallons) on 1st October 1968.	1,80,293 (39,660)	1,75,606 (38,629)	18,817 (5,899)	10,206 (2,245)	4,6045 (1,013)
26	Quantity of water required to fill up the lakes, to full supply level from the lowest level reached in Mega Litres (Million Gallons).	1,62,050 (35,647)	1,09,634 (24,117)	32,386 (7,124)	7,055 (1,552)	4,605 (1,013)
27	Percentage run off into the lakes from the catchment as per rainfall registered at the lakes.	93%	45%	...	60.75%	...
28	Quantity of water brought into the City and Suburbs including Extended Suburbs during the year in Mega Litres (Million Gallons)	1,76,392 (38,802)	1,08,808 (23,935)	43,672 9,598	4,842 (1,065)	...
29	Average quantity of water brought into the City and Suburbs including Extended Suburbs per day in Mega Litres (Million gallons).	483 (106)	293 (66)	119 (26)	13 (3)	...
30	Total loss of water due to evaporation leakage and absorption in Mega Litres (Million gallons) during the dry-period of 7 months.	13,122.22 (2,886.70)	55,361.97 (12,178.23)	9,133.74 (2,009.20)	2,386.62 (525.00)	...
31	Average loss of water per day due to evaporation and other losses during the dry months in Mega Litres (Million Gallons)	61.87 (13.61)	261.12 (57.44)	43.05 (9.47)	11.23 (2.47)	...
32	Total loss of water due to evaporation only in Mega Litres (Million gallons) for 7 dry months of the year	6,030.66 (1,326.60)	13,235.17 (2,911.40)	3,837.66 (841.98)	988.28 (217.37)	...
33	Average loss of water per day due to evaporation only in mega Litres (Million Gallons) for the 7 dry months of the year	23.44 (6.25)	62.43 (13.73)	18.10 (3.97)	4.66 (1.02)	...

LAKES & TRUNK MAINS PROVIDING WATER SUPPLY TO GREATER BOMBAY

NOTES.

- 2-1800mm DIA. TANFA MAIN SHOWN THUS 
- MASONRY DUCT / SYDNON LINE SHOWN THUS 
- 1100mm DIA. VEHAIR MAIN SHOWN THUS 
- 600mm DIA. TULSI MAIN SHOWN THUS 
- HORSE SHOE SECTION (2.71 KM METERS) TUNNEL SHOWN THUS 
- TANSA-BELHALA ROAD SHOWN THUS 
- EXISTING ROADS SHOWN THUS 
- 2400mm VAITARSHA MAIN SHOWN THUS 
- 1000mm DIA. STEEL MAIN SHOWN THUS 
- LAKES SHOWN THUS 
- PROPOSED 3100mm & 21400mm UPPER VAITARSHA MAIN SHOWN THUS 
- EXISTING 1200mm DIA. ULHAS MAIN SHOWN THUS 
- MULUND-KANDIVALI TUNNEL SHOWN THUS 

DIAM. IN CM	DIAM. IN METERS
180	1.80
200	2.00
240	2.40
270	2.70
300	3.00
360	3.60
420	4.20
480	4.80
540	5.40
600	6.00
660	6.60
720	7.20
780	7.80
840	8.40
900	9.00
960	9.60
1020	10.20
1080	10.80
1140	11.40
1200	12.00
1260	12.60
1320	13.20
1380	13.80
1440	14.40
1500	15.00
1560	15.60
1620	16.20
1680	16.80
1740	17.40
1800	18.00
1860	18.60
1920	19.20
1980	19.80
2040	20.40
2100	21.00
2160	21.60
2220	22.20
2280	22.80
2340	23.40
2400	24.00
2460	24.60
2520	25.20
2580	25.80
2640	26.40
2700	27.00
2760	27.60
2820	28.20
2880	28.80
2940	29.40
3000	30.00
3060	30.60
3120	31.20
3180	31.80
3240	32.40
3300	33.00
3360	33.60
3420	34.20
3480	34.80
3540	35.40
3600	36.00
3660	36.60
3720	37.20
3780	37.80
3840	38.40
3900	39.00
3960	39.60
4020	40.20
4080	40.80
4140	41.40
4200	42.00
4260	42.60
4320	43.20
4380	43.80
4440	44.40
4500	45.00
4560	45.60
4620	46.20
4680	46.80
4740	47.40
4800	48.00
4860	48.60
4920	49.20
4980	49.80
5040	50.40
5100	51.00
5160	51.60
5220	52.20
5280	52.80
5340	53.40
5400	54.00
5460	54.60
5520	55.20
5580	55.80
5640	56.40
5700	57.00
5760	57.60
5820	58.20
5880	58.80
5940	59.40
6000	60.00
6060	60.60
6120	61.20
6180	61.80
6240	62.40
6300	63.00
6360	63.60
6420	64.20
6480	64.80
6540	65.40
6600	66.00
6660	66.60
6720	67.20
6780	67.80
6840	68.40
6900	69.00
6960	69.60
7020	70.20
7080	70.80
7140	71.40
7200	72.00
7260	72.60
7320	73.20
7380	73.80
7440	74.40
7500	75.00
7560	75.60
7620	76.20
7680	76.80
7740	77.40
7800	78.00
7860	78.60
7920	79.20
7980	79.80
8040	80.40
8100	81.00
8160	81.60
8220	82.20
8280	82.80
8340	83.40
8400	84.00
8460	84.60
8520	85.20
8580	85.80
8640	86.40
8700	87.00
8760	87.60
8820	88.20
8880	88.80
8940	89.40
9000	90.00
9060	90.60
9120	91.20
9180	91.80
9240	92.40
9300	93.00
9360	93.60
9420	94.20
9480	94.80
9540	95.40
9600	96.00
9660	96.60
9720	97.20
9780	97.80
9840	98.40
9900	99.00
9960	99.60
10020	100.20
10080	100.80
10140	101.40
10200	102.00
10260	102.60
10320	103.20
10380	103.80
10440	104.40
10500	105.00
10560	105.60
10620	106.20
10680	106.80
10740	107.40
10800	108.00
10860	108.60
10920	109.20
10980	109.80
11040	110.40
11100	111.00
11160	111.60
11220	112.20
11280	112.80
11340	113.40
11400	114.00
11460	114.60
11520	115.20
11580	115.80
11640	116.40
11700	117.00
11760	117.60
11820	118.20
11880	118.80
11940	119.40
12000	120.00



Hydrologist
A.E. COURVEY

Hydraulic Engineer
HYDRAULIC ENGINEER

APPENDIX-II

Statement showing Evaporation Losses of different lakes during the year 1969-70

Month	Evaporation in Metres				Evaporation in Mega-Litres			
	Veitarna	Tansa	Vehar	Tulsi	Veitarna	Tansa	Vehar	Tulsi
April 1969 ...	0.189 (0.619 ft.)	0.138 (0.452 ft.)	0.165 (0.541 ft.)	0.171 (0.562 ft.)	844.13 (185.69 M.G.)	2,039.10 (448.55 M.G.)	680.65 (147.53 M.G.)	158.40 (34.83 M.G.)
May 1969 ...	0.194 (0.637 ft.)	0.144 (0.471 ft.)	0.174 (0.571 ft.)	0.185 (0.608 ft.)	645.30 (141.95 M.G.)	2,048.57 (450.63 M.G.)	667.46 (146.82 M.G.)	158.89 (34.95 M.G.)
June 1969 ...	Not recorded				Not recorded.			
July 1969 ...								
August 1969 ...								
September 1969 ...								
October 1969 ...	Not recorded				Not recorded.			
November 1969 ...								
December 1969 ...								
January 1970 ...								
February 1970 ...	0.110 (0.361 ft.)	0.104 (0.343 ft.)	0.106 (0.350 ft.)	0.127 (0.416 ft.)	780.95 (171.79 M.G.)	1,575.60 (346.59 M.G.)	437.77 (96.30 M.G.)	132.25 (29.09 M.G.)
March 1970 ...	0.159 (0.521 ft.)	0.144 (0.472 ft.)	0.145 (0.477 ft.)	0.144 (0.473 ft.)	1,039.21 (228.60 M.G.)	2,041.19 (449.01 M.G.)	582.60 (128.16 M.G.)	141.74 (13.18 M.G.)
Total—:	0.988 (3.242 ft.)	0.854 (2.802 ft.)	0.926 (3.043 ft.)	0.966 (3.171 ft.)	6030.66 (1,326.60 M.G.)	13,235.17 (2,911.40 M.G.)	3,837.66 (841.98 M.G.)	988.28 (217.37 M.G.)

Grand Total—24,091.77 Mega Litres (5297.35 Million Gallons) in dry season (212 days) for all Lakes.

13.64 Mega Litres (24.98 Million Gallons) per day for all Lakes.

28.44 Mega Litres (6.25 Million Gallons) per day for Veitarna.

62.43 Mega Litres (13.73 Million Gallons) per day for Tansa.

18.10 Mega Litres (3.97 Million Gallons) per day for Vehar.

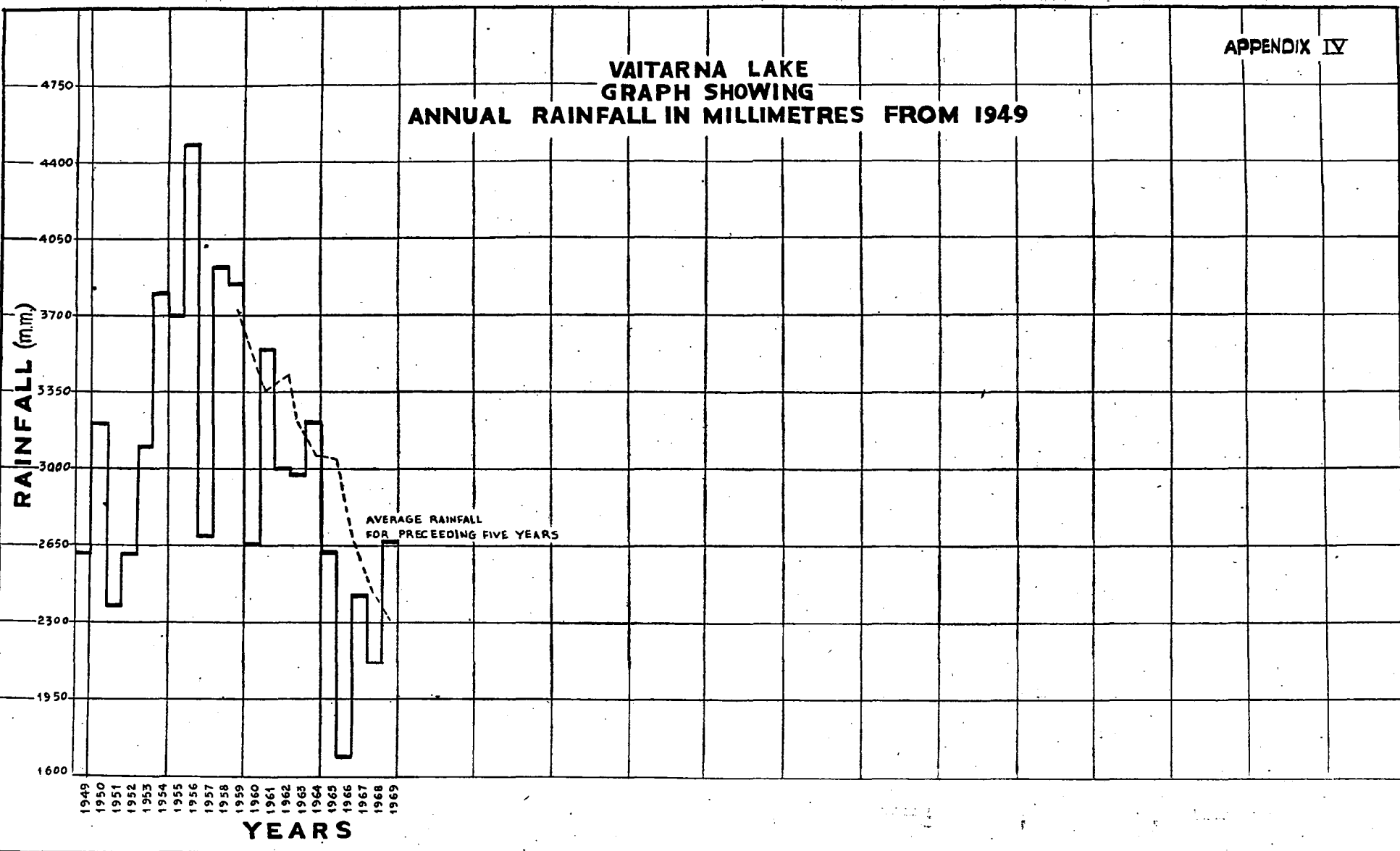
4.66 Mega Litres (1.02 Million Gallons) per day for Tulsi.

APPENDIX IX

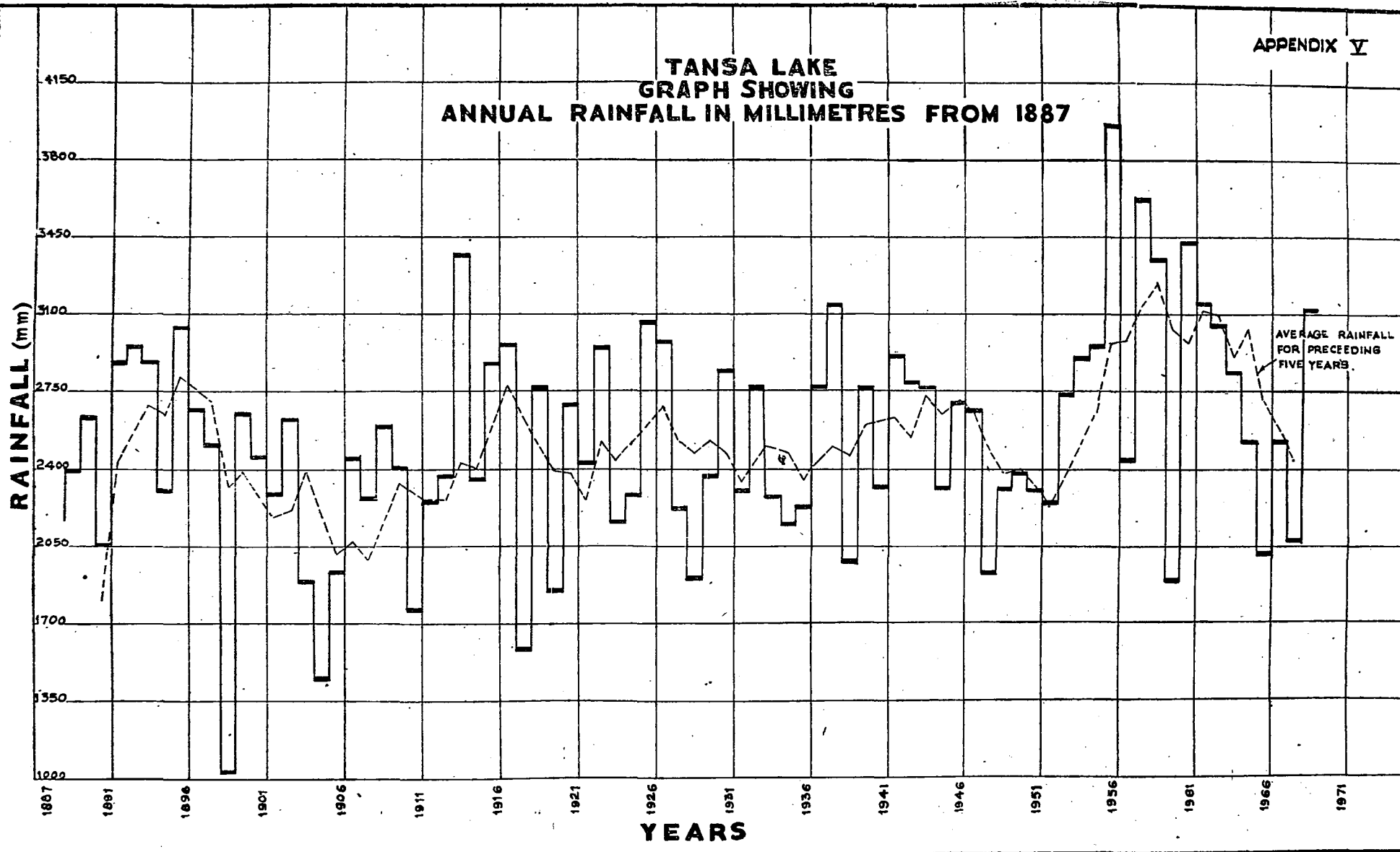
Supply Statistics (1969-70)

(1) Quantity of water supplied to the Greater Bombay during the year in Mega Litres	3,33,673.46 (73,400.00 M.G.)
(2) Quantity of water supplied to the City proper during the year in Mega Litres	2,03,854.94 (44,843.00 M.G.)
(3) Quantity of water supplied to the Greater Bombay during the previous year in Mega Litres...	3,43,270.00 (75,511.00 M.G.)
(4) Decrease over the previous year's supply in Greater Bombay in Mega Litres	9,596.52 (2,111.00 M.G.)
(5) Quantity of water supplied to the Thana Municipality, Nowpada and Kopri Colony in Mega Litres, not included in Item No. (1) above ...	5,753.79 (1,265.77 M.G.)
(6) Total quantity of water supplied to all concerns outside the limits of Greater Bombay, in Mega Litres including Item No. (5) above ...	12,740.83 (2,802.72 M.G.)
(7) Average daily supply during the year to City proper in Mega Litres...	558.52 (122.86 M.G.)
(8) Average daily supply during the year to Western Suburbs in Mega Litres	157.61 (34.67 M.G.)
(9) Average daily supply during the year to Eastern Suburbs in Mega Litres	118.01 (25.96 M.G.)
(10) Average daily supply during the year to Extended Suburbs West in Mega Litres	54.55 (12.00 M.G.)
(11) Average daily supply during the year to Extended Suburbs East in Mega Litres	25.46 (5.60 M.G.)
(12) Average daily supply during the year in Greater Bombay in Mega Litres	914.15 (201.09 M.G.)
(13) Decrease over previous year's average daily supply to Greater Bombay in Mega Litres	26.27 (5.78 M.G.)
(14) Estimated mid year (1969-70) population of City as given by Director of Public Health, Government of Maharashtra	30,09,600
(15) Do. Suburbs Do.	18,75,300
(16) Do. Extended Suburbs Do.	8,15,100
(17) Do. Greater Bombay Do.	57,00,000
(18) The maximum supply per day during the year on 25th October 1969 in Mega Litres	803.89 (176.84 M.G.)
(19) The minimum supply per day during the year on 12th April 1969, in Mega Litres	799.80 (175.94 M.G.)
(20) Total quantity of water conveyed by the two 1800 mm. (72") dia and 2400 mm. (96") dia. mains during the year in Mega Litres including 12,740.83 M.L. (2,802.72 M.G.) tapped outside Greater Bombay and 38,069.00 M.L. (8,374.40 M.G.) tapped upstream of Powai Venturi at Mulund	3,29,686.29 (72,523.12 M.G.)
(21) Average quantity of water conveyed daily by the two 1800 mm. (72") and one 2400 mm. (96") dia. mains in Mega Litres	903.22 (198.69 M.G.)
(22) Total quantity of water transferred from Duct to Vehar in Mega Litres	4,475.00 (968.05 M.G.)
(23) Total quantity of water transferred (by pumping) from Ulhas River to Vehar in Mega Litres	17,476.00 (3,844.28 M.G.)
(24) Total quantity of water transferred from Vaitarna to Tansa in Mega Litres	Nil.
(25) Total quantity of water transferred from 2,400 mm. (96") main to Vehar in Mega Litres	102.00 (22.42 M.G.)
(26) Total quantity of water conveyed by the Duct during the year in Mega Litres	Nil.
(27) Average quantity of water conveyed daily by the Duct in Mega Litres	Nil.

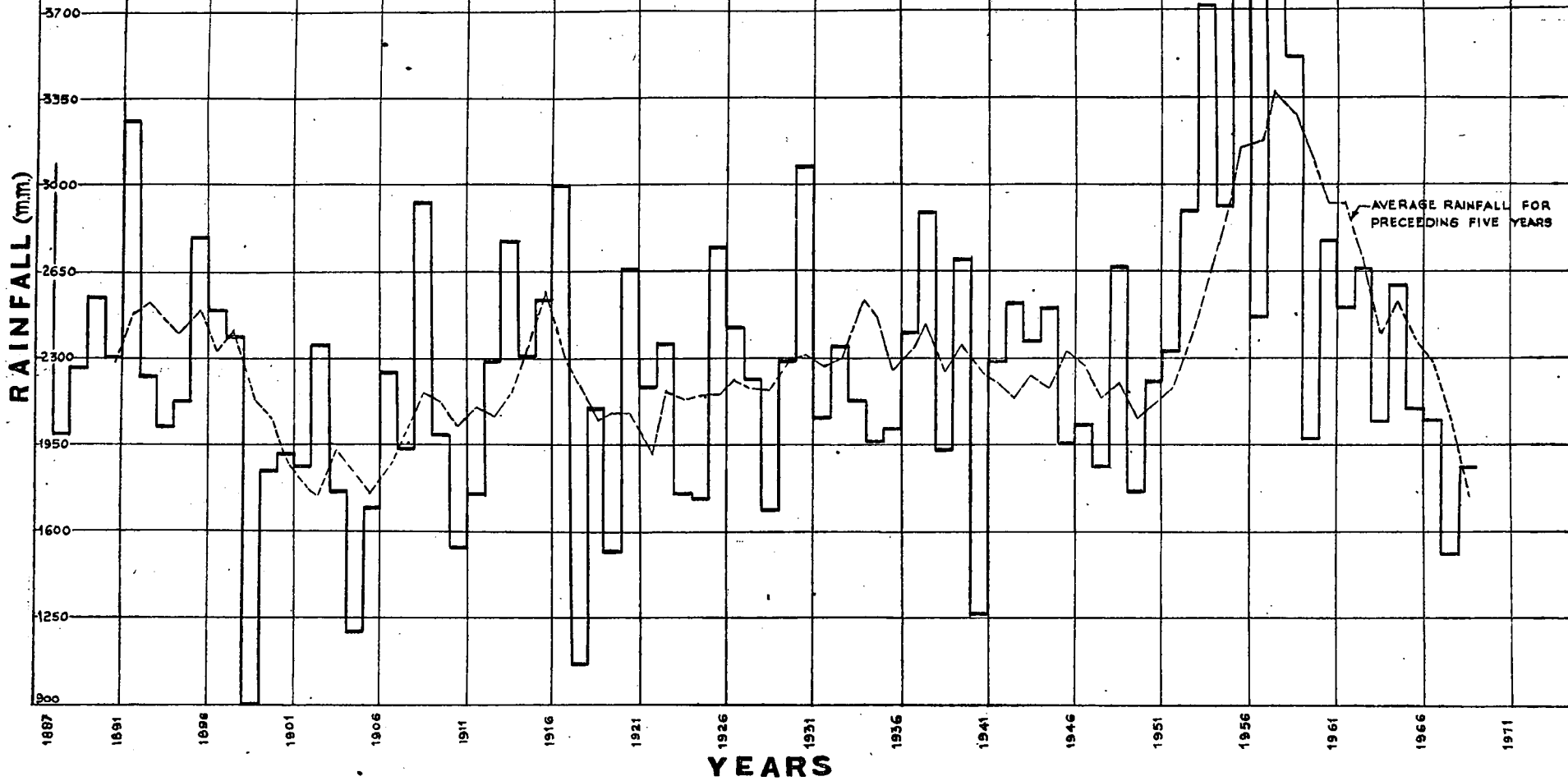
VAITARNA LAKE GRAPH SHOWING ANNUAL RAINFALL IN MILLIMETRES FROM 1949



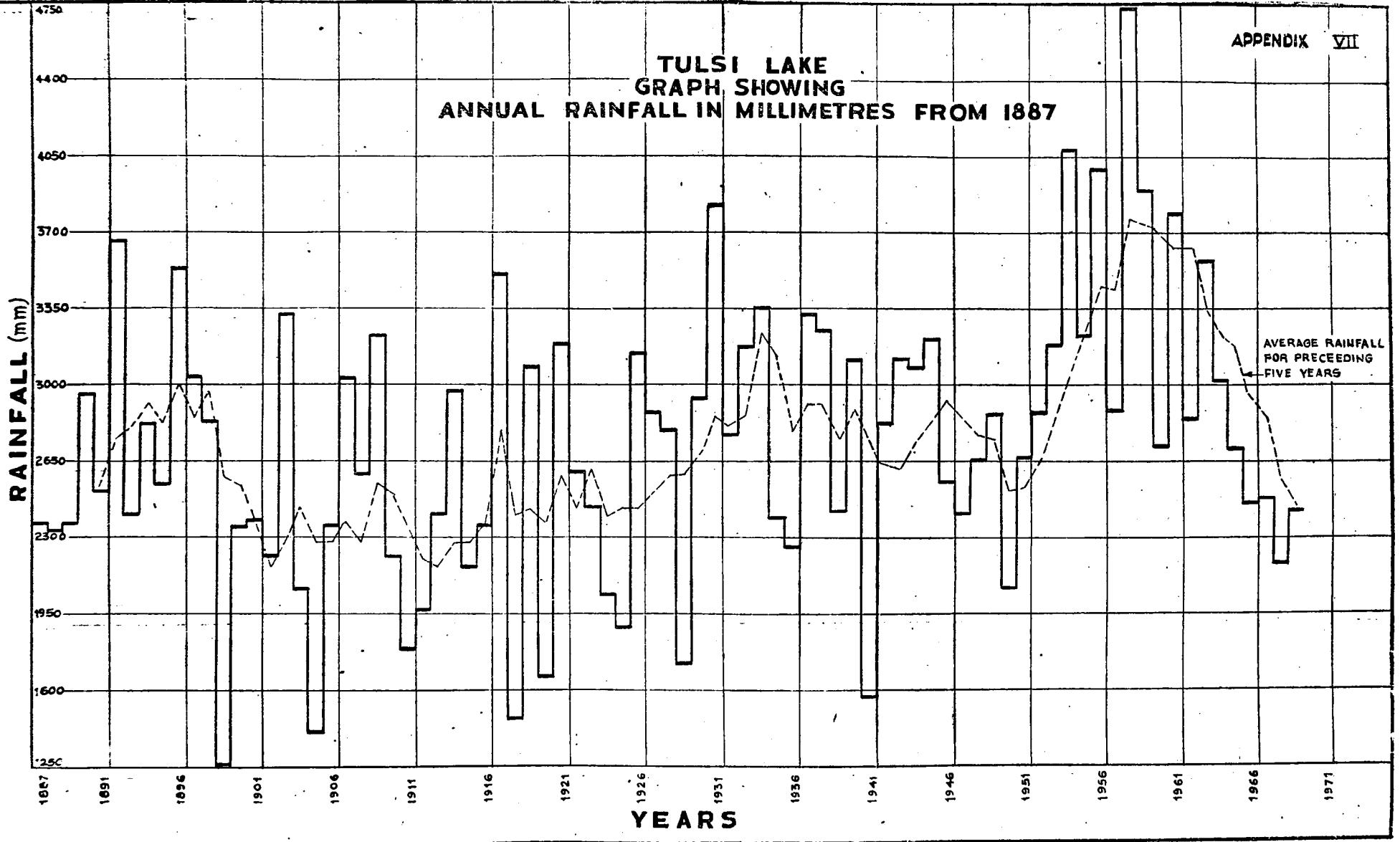
**TANSA LAKE
GRAPH SHOWING
ANNUAL RAINFALL IN MILLIMETRES FROM 1887**



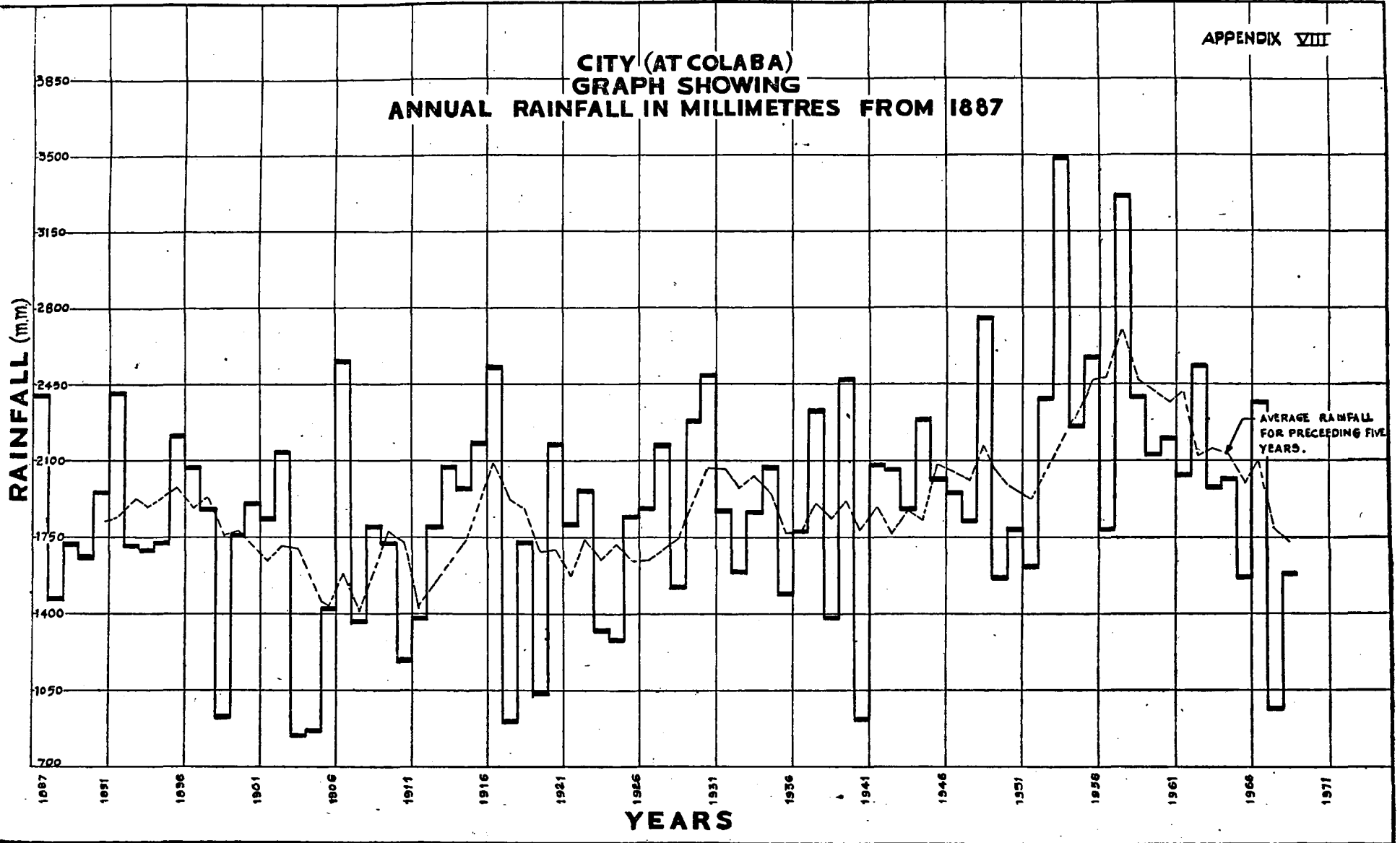
**VEHAR LAKE
GRAPH SHOWING
ANNUAL RAINFALL IN MILLIMETRES FROM 1887**



TULSI LAKE GRAPH SHOWING ANNUAL RAINFALL IN MILLIMETRES FROM 1887



CITY (AT COLABA)
GRAPH SHOWING
ANNUAL RAINFALL IN MILLIMETRES FROM 1887



APPENDIX IX—*contd.*

(28) Total quantity of water conveyed by 1,200 mm. (48') dia. Vchar main during the year in Mega Litres	1,09,296.70 (2,442.60 M.G.)
(29) Average quantity of water conveyed by 1,200 mm. (48") diam. Vchar main during the year in Mega Litres	30.40 (6.69 M.G.)
(30) Total quantity of water conveyed by 600 mm. (24") diam. Tulsimain during the year in Mega Litres	4,640.54 (1,064.80 M.G.)
(31) Average quantity of water conveyed daily by 600 mm. (24') Tulsimain during the year in Mega Litres	13.20 (3.91 M.G.)
(32) Quantity of water supplied for domestic purposes during the year to City in Mega Litres	1,26,153.53 (27,750.69 M.G.)
(33) Quantity of water supplied for domestic purposes during the year to the Suburbs in Mega Litres	59,470.66 (13,082.09 M.G.)
(34) Quantity of water supplied for domestic purposes during the year to the Extended Suburbs in Mega Litres	17,272.28 (3,799.48 M.G.)
(35) Quantity of water supplied for domestic purposes during the year to Greater Bombay in Mega Litres	2,02,896.47 (44,632.26 M.G.)
(36) Average quantity of water supplied for domestic purposes per head per day to the City in Litres	114.78 (25.25 gallons.)
(37) Average quantity of water supplied for domestic purposes per head per day to Suburbs in Litres	86.87 (19.11 gallons.)
(38) Average quantity of water supplied for domestic purposes per head per day to the Extended Suburbs in Litres...	57.73 (12.70 gallons.)
(39) Average quantity of water supplied for domestic purposes per head per day to Greater Bombay in Litres	97.50 (21.45 gallons)
(40) Average daily supply for all purposes per head per day to the City in Litres	184.78 (40.65 gallons.)
(41) Average daily supply for all purposes per head per day to the Suburbs in Litres	147.42 (32.43 gallons.)
(42) Average daily supply for all purposes per head per day to the Extended Suburbs in Litres	93.18 (21.60 gallons.)
(43) Average daily supply for all purposes per head per day to Greater Bombay in Litres	160.37 (35.28 gallons.)
(44) Percentage of water supplied for domestic purposes to total supply in Greater Bombay	60.80
(45) Percentage of water supplied for other purposes to total supply in Greater Bombay	24.20

APPENDIX X

Statement showing the quantity of Municipal water used for different purposes during the year 1969-70 for City, Suburbs and Extended Suburbs.

Serial No.	Particulars	CITY			SUBURBS			EXTENDED SUBURBS			Remark
		Quantity in Mega Litres	Quantity in Million gallons	Percentage	Quantity in Mega Litres	Quantity in Million gallons	Percentage	Quantity in Mega Litres	Quantity in Million gallons	Percentage	
1	Milch Cattle Stables ...	14.69	3.23	0.00	1,398.25	307.58	1.38	316.09	73.93	1.15	
2	Other Stables ...	35.98	7.91	0.02	
3	Textile Mills ...	20,126.54	4,427.34	9.81	1,234.33	271.52	1.22	31.05	6.83	0.10	
4	Dyeing, Printing Bleaching Mills ...	1,630.30	358.62	0.79	841.58	185.12	0.83	73.56	16.18	0.25	
5	Gymnasias, Play Grounds, etc. ...	252.83	55.61	0.13	146.14	22.14	0.14	0.24	0.05	0.00	
6	Race Course ...	73.69	16.20	0.03	
7	Industries ...	6,076.27	1,336.63	2.98	8,126.51	1,787.63	8.08	3,978.28	875.12	13.62	
8	Laundries and Dhobi Ghats ...	757.90	166.71	0.37	281.84	61.99	0.28	10.47	2.30	0.04	
9	Lodging and Boarding Houses ...	350.16	77.02	0.17	155.11	34.12	0.15	17.23	3.79	0.06	
10	Hotels ...	704.36	154.94	0.34	33.51	7.37	0.03	25.44	5.59	0.09	
11	Restaurants ...	2,137.57	470.21	1.05	970.00	213.55	0.96	216.42	47.61	0.74	
12	Floor Mills ...	74.52	16.39	0.03	0.66	0.14	0.00	
13	Private Hospitals ...	458.91	100.94	0.22	88.17	19.39	0.09	39.20	8.62	0.13	
14	Railways ...	5,308.93	1,167.82	2.60	3,281.42	721.83	3.27	422.78	93.00	1.44	
15	Bombay Port Trust ...	6,517.62	1,433.71	3.20	240.00	52.79	0.23	
16	Private Markets ...	113.84	25.04	0.05	25.45	5.59	0.02	0.95	0.20	0.00	
17	Bakeries ...	93.22	20.50	0.04	69.56	15.30	0.06	12.40	2.72	0.04	
18	B. E. S. & T. Undertaking properties ...	952.82	209.59	0.47	73.86	16.24	0.07	22.65	4.98	0.08	
18A	B. S. E. S. properties	31.68	6.96	0.03	34.27	7.53	0.12	
19	Municipal Dhobighat ...	504.60	110.99	0.24	
20	Cultivating lands ...	7.63	1.67	0.00	15.93	3.50	0.01	
21	Construction Works (Metered) ...	143.15	31.48	0.07	476.69	104.85	0.47	250.33	55.06	0.86	
22	Construction Works (Unmetered Estimated) ...	753.82	165.82	0.37	544.74	119.82	0.54	237.91	52.33	0.81	
23	Aarey Colony & Worli Dairy	1,824.67	401.38	6.24	
24	Fertilizer Corporation	5,108.00	1,123.63	5.08	
25	Refineries	2,050.00	540.94	2.03	
Total supply for Industrial and Trade purposes ...		47,089.35	10,353.37	22.98	23,194.23	5,542.01	24.96	7,533.94	1,657.22	25.77	
26	Fire purposes ...	8.64	1.90	0.00	2.74	0.60	0.00	1.80	0.39	0.00	
27	Municipal Construction Works ...	25.82	5.67	0.01	187.33	41.20	0.18	20.45	4.49	0.07	
28	Road watering cleaning and cleansing and flushing gullies ...	Nil	Nil	...	Nil	Nil	...	Nil	
28A	Municipal Markets	653.38	144.16	0.66	8.12	1.78	0.03	
Total Supply for Non-domestic purposes ...		47,123.81	10,365.94	22.99	26,039.68	5,727.97	25.80	7,564.31	1,653.88	25.87	
29	Domestic supply to City Suburbs, and Extended Suburbs										
(a)	Metered including residential ...	40,024.88	8,804.49	19.67	58,898.94	12,956.32	58.62	16,527.20	3,635.57	56.57	
(b)	Unmetered ...	86,123.65	18,946.20	42.35	571.74	125.77	0.58	745.13	163.51	2.56	
30	Assumed unaccounted losses such as leakage, bursts, de-watering of mains during construction and repairs works, unauthorised use of fire hydrants, ...	30,578.26	6,726.47	15.00	15,089.95	3,310.12	15.00	4,362.85	964.12	15.00	
Grand total ...		2,04,286.07	44,843.10	100.00	1,00,559.84	2,129.18	100.00	29,219.48	6,427.48	100.00	

Note 1 --The total quantity of water supplied to the City, Suburbs and Extended Suburbs, is, i.e. Greater Bombay was 3,33,673.46 Megalitres (73,40,000 M. G.).

APPENDIX XI

Details of the Hydraulic Gates in the Head Works Division

Place.	Where fitted.	Nos.	Type.	Size.	Maximum head of operation
Vaitarna	... Spillway	... 4	Tainter gates (Electrically operated).	12.19 Mts. × 7.93 Mts. (40' × 26')	8.08 Mts. 26.5 feet.
"	... Do.	... 4	Tainter Gates (Buoyancy operated).	"	7.74 Mts. 25.40 feet.
"	Under Sluices	... 2	Stoney gates (Main).	4.72 Mts. × 1.98 Mts. (15' 6" × 6' 6")	50.90 Mts. 167.00 feet.
"	Do.	1	Circulating rollers type.	5.94 Mts. × 1.98 Mts. (19' 6" × 6' 6")	Balanced load operation.
"	Intake Tower	... 1	Stoney gate. (Main).	3.96 Mts. × 1.98 Mts. (13' 0" × 6' 6")	30.17 Mts. 128.5 feet.
"	Do.	... 1	Circulating roller type (emergency).	5.03 Mts. × 1.97 Mts. (16' 6" × 6' 5½')	Do.
Bell-nalla	... Bifurcation Chamber.	2	Do.	3.99 Mts. × 2.29 Mts. (13' 1¼ × 7' 6')	Do.
Tansa	Automatic Shutters (with concrete counterweights) spillway.	38	Automatic shutters	15.21 Mts. × 1.22 Mts. (50' × 4')	1.22 Mts. 4 feet.

APPENDIX XII

Statistics of trunk mains embankments, culverts and bridges, etc.

Sr. No.	Description	Head Works—Division:		Outside City Division Kilometres (Miles).	Ulhas Water Works Kilometres. (Miles).	Total Kilometres (Miles).
		Vaitarna. Kilometres (Miles).	Tansa. Kilometres. (Miles)			
(1)	Length of steel mains	0.30 (0.19)	58.74 (36.50)	61.60 (38.37)	168.00 (104.75)	571.94 (355.38)
(2)	Length of C. I. Mains	40.05 (24.88)	26.70 (16.58)	66.76 (41.46)
(3)	Length of Masonry duct	...	12.06 (7.50)	4.32 (2.67)	23.30 (14.47)	39.68 (24.64)
(4)	Length of Tunnels	6.22 (3.88)	3.04 (1.89)	0.90 (0.50)	3.60 (2.23)	12.86 (8.00)
(5)	Length of embankments	...	16.09 (10.00)	37.05 (23.00)	49.40 (30.68)	102.54 (63.68)
(6)	Length of Trolley Tracks...	...	16.09 (10.00)	41.20 (25.50)	52.40 (32.55)	109.69 (68.05)
(7)	Bridges and Culverts	2 Nos.	54 Nos.	182 Nos.	244 Nos. + 1 No. = 245 Nos.	483 Nos.
(8)	Length of Ulhas Steel mains between Mohone and Pogaon	13.30 (8.25)	13.30 (8.25)

APPENDIX—XIII.

Statement showing Plant and Machinery maintained in various Divisions.

Serial No.	Particulars.	Works Division	Maintenance Branch City	Outside City Division	Head Works.	A.E.M. (Subs.)	Total.
1	2	3	4	5	6	7	8
1	Portable diesel driven welding set	...	1	...	1	5	7
2	Portable welding transformer	...	2	1	...	3	6
3	Portable arc-welding sets	6	6
4	Portable compressor unit	...	3	1	1	2	7
5	Garage air compressor	...	2	1	...	1	5
6	Portable 6" dewatering unit	...	3	1	...	2	9
7	Portable 2" pumping unit	...	4	5	...	4	13
8	Portable 3" pumping unit	...	4	1	...	9	14
9	Portable 4" pumping unit	...	6	2	...	2	16
10	Portable lighting set	...	1	1	...	1	3
11	Portable generating set 75 KW (Diesel)	...	2	2
12	Portable concrete mixer	...	1	3	...	1	5
13	Sump pump portable (Pneumatic)	...	1	1	...	2	4
14	Lathe machines	...	4	3	...	3	10
15	Battery charger	...	2	2	...	2	6
16	Radial drilling machine	...	1	1	...	1	3
17	Shaping machine	...	1	1	2
18	Electric Blower Unit for smithy shop	...	1	1	2
19	Hack saw machine	...	1	1	2
20	Band saw machine	1	1
21	Pedestal drilling machine	...	1	1	2
22	Grinding machine (Bench type)	...	2	2	...	1	5
23	Flexible grinding machine (Portable)	...	1	1	...	1	3
24	Booster Pump (Electric)	...	33	1	...	1	35
25	Hydraulic Testing machine	...	3	3
26	Portable chlorination Plant	...	5	2	7
27	Pipe-cutting machine	...	8	2	10
28	Carpentry lathe	...	1	1
29	Multipurpose carpentry machine	...	1	1
30	Mechanical forge hammer	1	1
31	Threading machine (Electrical)	...	2	2
32	Flow Recorder	...	1	1
33	Tool Grinder (Pneumatic)	...	1	1
34	Heavy duty grinder	1	1
35	Plate bending machine	...	1	1
36	Power hammer	...	1	1
37	Paving beaker	...	4	7	11
38	Mechanical Jack hammer	...	2	2
39	Pile driver	...	2	2
40	Mobile crane	...	1	1
41	Bar bending machine	...	1	1
42	Concrete vibrator	...	1	1	2
43	Cement gun	...	2	2
44	Petrol driven motor trolleys	14	14
45	Diesel rail locomotives	2	2
46	Jeep	1 (Ulhas)	1	...	2
47	Out board petrol engine for boats	5	5
48	Boats for vehar, Powai & Tulsi	3	3
49	Diesel drive pumping unit 10 H.P.	1	1
50	Pumping unit for V har (40 H.P.)	1	1
51	Hydraulic trolley ack 10 ton capacity	1	1
52	Hydraulic trolley ack 5 ton capacity	2	2
53	Venturi recorder A. M. Type	...	1	1
54	Venturi meters	11	11
55	Pumping Unit diesel for vehar	2	2
56	Electric blower for switches	1	1
57	Transformer oil fitting equipment	1	1
58	Dillectric strength tester	1	1
59	500KVA. 22KV/440V power transformer	3	3
60	Rock drilling machine (pneumatic)	1	1
61	Portable generating set (Petrol) 1.5 K.W.	1	1
62	Rock drilling machine (pnneatic)	1	1
63	Portable generating set (Diesel) 3 K. W.	3	3
64	Time punching machine	1	1
65	Well cleaning unit	1	1

APPENDIX XIV.

Statement showing the details of bursts of mains on 600 mm. (24") and above in City, Subs. and Ext. Subs.

Serial No.	Site	Size of the main	Date
1	Mama Parmansand Marg near Charni Road Railway Station	600 mm. (24")	12-4-1969

APPENDIX XV-A.

List of Municipal Boosting Stations in City, Suburbs and Extended Suburbs.

Serial No.	Site	No. of pumps	Horse Power of pumps
1	Worli Koliwada ...	1	54 H. P. Diesel.
2	Fosberry Road (Near 'L' Shed) ...	1	75 H. P. Electric.
3	N. M. Joshi Marg ...	1	100 H. P. Electric.
4	B. D. D. Chawl (N. M. Joshi Marg) ...	3	25 H. P. Each. (Total 75) Electric
5	Hill Road, Bandra ...	2	40 H. P. each.
6	Fali Hill, Bandra ...	3	60 H. P. 2 Nos. 25 H. P. 1 No.
7	Juhu Road ...	2	50 H. P. each
8	Gazdar Hall, Andheri ...	2	50 H. P. each.
9	Versova Village, Andheri ...	2	25 H. P. each.
10	Telli galli Andheri... ..	2	25 H. P. each.
11	Mahakali Road, Andheri ...	2	24 H. P. 1 No. Diesel 20 H. P. 1 No. Operated
12	Baptist- a i Parsi Panchayat Road, Andheri ...	1	30 H. P.
13	Caves Road, Jogeshwari ...	2	40 H. P. 1 No. 26 H. P. 1 No.
14	Majaswadi Jogeshwari ...	1	30 H. P.
15	Kunjia Nivas Jogeshwari ...	1	13 H. P.
16	Sidharth Nagar, Goregaon ...	2	30 H. P. each.
17	Fushpa Park, Malad ...	1	25 H. P.
18	Quarry Road, Malad ...	2	25 H. P. each.
19	Sainath Road, Malad ...	2	50 H. P. each Diesel Operated.
20	Zakerai Road, Malad ...	2	25 H. P. each.
21	Malvani Colony, Malad ...	2	50 H. P. each
22	Kilachana Road, Kanivli ...	2	54 H. P. 2 Nos. Diesel Operated.
23	Mandpeshwar Road, Borivli ...	3	25 H. P. each.
24	Eksar Village, Borivli ...	2	25 H. P. each.
25	Daulat Nagar, Borivli ...	2	60 H. P. each.
26	Datta pada Road, Borivli ...	2	54 H. P. 1 Nos. Diesel 25 H. P. 1 Nos.
27	Shrikrishna Nagar, Borivli ...	1	13 H. P.
28	Rifle Range, Ghatkopar ...	2	40 H. P.
29	Earve Nagar, Horse shoe valley, Ghatkopar ...	2	40 H. P. each.
30	Park site Colony, Vikhroli ...	2	40 H. P. each
31	Kurla Market, Kurla ...	2	25 H. P. each.
32	Chuna Ehatti, Kurla ...	2	25 H. P. each.
33	Ghatla, Chembur ...	2	50 H. P. 1 Nos. 40 H. P. 1 Nos.
34	Janata Colony, Chembur ...	2	25 H. P. each.
35	Deonar Municipal Colony, Chembur ...	2	40 H. P. each.
36	Sindhi Colony, Chembur ...	3	15 H. P. 2 Nos. 25 H. P. 1 Nos.
37	Anik Village, Chembur ...	2	6 H. P. Diesel.

APPENDIX XV-B

List of Municipal Bulk Pumping Stations in Outside City and Ulhas Divisions.

Serial No.	Site.	No. of pumps.	Horse Power of pumps.
1	Vehar Pumping Station	14	210 H. P. 2 Nos. Diesel. 170 H. P. 1 No. 135 H. P. 3 Nos.
2	Mohone Pump House (Ulhas River).	8	120 H. P. 3 Nos. 100 H. P. 2 Nos. 80 H. P. 3 Nos.
3	Pogzon Pump House	10	250 H. P. Each.

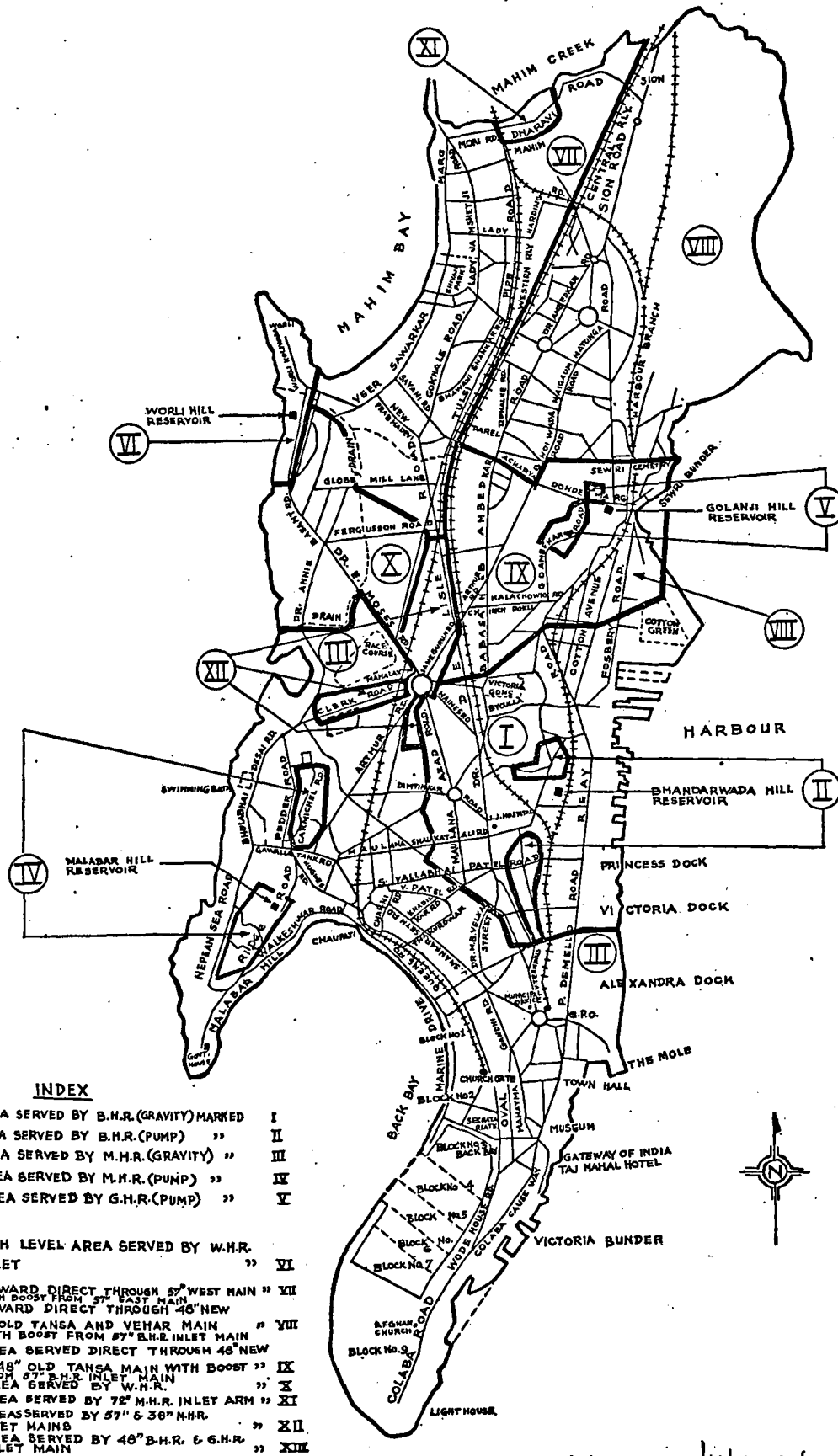
APPENDIX XVI

Statement of Water Connections of Different Sizes made during the year in City, Suburbs & Extended Suburbs.

SIZE OF CONNECTIONS

Ward	15 mm. (1/2")		20 mm. (3/4")		25 mm. (1")		30 mm. (1 1/4")		40 mm. (1 1/2")		50 mm. (2")		80 mm. (3")		100 mm. (4")		150 mm. (6")		Totals	
	Metered	Unmetered	Metered	Unmetered	Metered	Unmetered	Metered	Unmetered	Metered	Unmetered	Metered	Unmetered	Metered	Unmetered	Metered	Unmetered	Metered	Unmetered	Metered	Unmetered
A	32	14	13	22	26	50	2	15	14	15	19	5	106	121
B	35	22	5	77	12	140	...	7	5	5	1	58	251
C	64	37	18	175	10	247	...	24	2	2	94	485
D	55	2	29	183	41	212	11	49	24	39	21	3	1	...	1	...	183	488
E	43	1	32	192	11	366	3	22	7	5	1	1	...	1	97	588
F/South	38	23	9	69	18	130	...	13	7	8	3	...	1	69	243
F/North	56	28	21	80	106	70	...	6	15	...	6	1	...	205	184
G/South	8	...	11	38	9	103	8	40	11	5	5	1	55	187
G/North	19	13	24	116	38	98	20	11	13	5	2	3	116	246
Total for City	350	140	162	952	264	1,466	44	187	98	82	61	15	1	1	1	...	2	...	983	2,793
H	62	41	78	3	54	6	18	2	8	2	1	1	...	222	54
K	111	70	101	2	44	4	68	5	13	...	2	1	...	340	81
L	33	...	71	...	22	...	4	...	3	1	134	...
M	33	23	4	2	16	34	7	...	6	...	7	...	1	2	...	76	59
N	105	...	25	...	39	29	...	2	1	201	...
Total for Suburbs	334	134	279	7	175	44	29	2	114	5	22	2	5	...	1	...	4	...	973	194
...	113	25	82	...	58	...	3	...	15	...	8	...	1	1	...	281	25
R	141	31	19	...	35	1	34	2	13	1	2	...	1	...	245	35
T	108	59	33	13	42	5	7	2	2	1	1	...	193	80
Total for Ex. Suburbs	362	115	134	13	135	6	10	...	49	4	23	2	1	...	2	...	3	...	78	140
Grand Total	1,046	389	575	972	574	1,466	83	189	261	91	106	19	7	...	4	...	9	...	2,615	3,127

ZONES OF WATER SUPPLY



INDEX

- | | |
|--|------|
| 1 AREA SERVED BY B.H.R.(GRAVITY) MARKED | I |
| 2 AREA SERVED BY B.H.R.(PUMP) " | II |
| 3 AREA SERVED BY M.H.R.(GRAVITY) " | III |
| 4 AREA SERVED BY M.H.R.(PUMP) " | IV |
| 5 AREA SERVED BY G.H.R.(PUMP) " | V |
| 6 HIGH LEVEL AREA SERVED BY W.H.R. INLET | VI |
| 7 S. WARD DIRECT THROUGH 57" WEST MAIN " | VII |
| 8 F WARD DIRECT THROUGH 46" NEW | |
| 9 AREA SERVED DIRECT THROUGH 46" NEW | |
| 10 AREA SERVED BY 72" M.H.R. INLET ARM " | XI |
| 11 AREA SERVED BY 57" & 36" M.H.R. INLET MAINS | XII |
| 12 AREA SERVED BY 48" B.H.R. & G.H.R. INLET MAIN | XIII |
| 13 AREA SERVED BY 48" B.H.R. & G.H.R. INLET MAIN | |

PREPARED BY:- G. L. Shrestha
CHECKED BY:- A. Desai.

K.A. Kulkarni
A.E. SURVEY 30/4/70
Highway No. 30/4
HYDRAULIC ENGINEER.

APPENDIX XVIII

Statement showing hours of supply in different localities in the City, Suburbs and Extended Suburbs.

As on 31st March 1970.

Serial No.	Ward	Locality	Hours of Supply
1	A	(a) Colaba and areas South of Museum ...	4-45 A.M. to 7-00 A.M.
		(b) Marine Drive, Fort area, North of Museum ...	8-15 P.M. to 10-45 P.M.
		(c) Supply to Military area, Colaba ...	4-45 A.M. to 7-00 A.M.
			and
			8-00 A.M. to 8-30 A.M.
2	B	(a) Dongri area ...	3-15 A.M. to 7-00 A.M.
		(b) Umerkhandi area including Dr. Maheshwari Road and Mavji Rathod Road ...	8-00 P.M. to 10-30 P.M.
		(c) Chakla, Pydhoni, Immamwada, Abdul Rehman Street, Babula Tank Road ...	7-30 P.M. to 8-00 P.M. (low pressure)
		(d) P. D'Mello Rd. and B. P. T. areas, Clive Rd., Argyle Rd. and other areas East of C. Rly. line ...	8-00 P.M. to 10-30 P.M.
		(e) Mandvi ...	4-00 A.M. to 7-00 A.M.
3	C	(a) Kalbadevi, Dhobi-talao, Kharatalao, Market, Fanaswadi, Kumbharwada areas ...	5-00 A.M. to 7-00 A.M.
		(b) Portion of Netaji Subash Road ...	8-15 P.M. to 10-45 P.M.
4	D	(a) Gamdevi, Girgaum, Thakurdwar, Prarthana Samaj, Khetwadi, Tardeo, Maulana Saukatali Road, Naushir Eharucha Marg, Dr. Dadasaheb Bhadkamkar Road, Sukhlaji Street, areas, Gowalia Tank Road upto Terminus ...	5-00 A.M. to 7-00 A.M.
		(b) Hyastack Road, Clerk Road, from Mahalaxmi Bridge to Haji Ali ...	4-30 A.M. to 7-00 A.M. and 5-45 P.M. to 7-45 P.M.
		(c) Raghaoji Road, Forjet Street, Forjet Hill Road and Gowalia Tank Rd., from terminus upto East of Kemp's Corner ...	5-00 A.M. to 9-30 A.M.
		(d) Walkeshwar Road, Sital Bug to Teen Batti ...	9-30 A.M. to 11-30 A.M.
		(e) Walkeshwar Road, Lower Banganga Tank side ...	11-30 A.M. to 2-00 P.M.
		(f) Walkeshwar Road, Upper Banganga, Raj Bhavan ...	2-00 P.M. to 3-30 P.M.
		(g) Mount Pleasant Road ...	9-30 A.M. to 1-00 P.M.
		(h) Little Gibbs Road ...	1-00 P.M. to 4-45 P.M.
		(i) Ridge Road ...	9-30 A.M. to 4-45 P.M.
		(j) Walkeshwar Rd., Teen Batti to Banganga Terminus ...	3-30 P.M. to 4-45 P.M.
		(k) Altamount Road, South Zone ...	5-00 P.M. to 9-00 P.M.
		(l) Altamount Road, Middle Zone ...	9-00 P.M. to 11-30 P.M.
		(m) Altamount Road, North Zone ...	11-30 P.M. to 1-00 A.M.
		(n) Peddar Rd. Narayan Dhabolkar Rd. and Gowalia Tank Rd., West of Kemp's Corner and part of Hughes Road ...	7-00 P.M. to 12-30 A.M.
		(o) Napean Sea Road ...	6-30 P.M. to 1-30 A.M.
		(p) Siri Road, Babulnath Road ...	5-30 A.M. to 8-30 A.M.
		(q) Bhulabhai Desai Road ...	6-00 P.M. to 12-00 Mid-night.
		(r) Carmichael Road ...	5-00 P.M. to 12-30 A.M.
5	E	(a) Kamathipura, Byculla West and Nagpada, Nesbit and St. Mary Roads areas ...	5-00 A.M. to 7-00 A.M.
		(b) Matharpakhady area, Belvedere Road, Dockyard Road, Gunpowder Road ...	12-15 P.M. to 3-00 P.M.
		(c) Motishaw Lane and Hathi Baug area ...	3-00 P.M. to 7-00 P.M.
		(d) Dr. Ambedkar Road (from Kalachowky to Byculla Bridge), Chinchpokli area, Arthur Rd., DeLisle Road ...	5-00 A.M. to 7-00 A.M.
		(e) Victoria Road Connought Road, Gurupdeo Road, Sussex Road ...	7-45 P.M. to 11-00 P.M.
		(f) Mount Road ...	7-45 P.M. to 10-15 P.M.
		(g) Reay Road, D'Lima Street area ...	8-00 P.M. to 10-30 P.M.
		(h) Dr. Ambedkar Road from Kalachowky towards North boundary of E Ward ...	4-00 A.M. to 6-45 A.M.
6	F/ South	(a) Suparibag, Lalbaug, Dr. S. S. Rao Road and Kalachowky areas ...	4-00 A.M. to 6-45 A.M.
		(b) Naigaum, Bhoiwada and Sewri-Wadala areas ...	6-45 A.M. to 12-00 Noon (HP) 12-00 Noon to 1-00 P.M. (LP)
		(c) Golanji Hill, Parel Back Road and Parel Village (G. H. R. pump-supply) ...	4-30 P.M. to 7-00 P.M.
		(d) Ambe kar Marg (Parel Tank Road) (G. H. Reservoir pump-supply) ...	7-45 P.M. to 10-15 P.M.
		(e) Tokersay Jivraj Road and Sewri Cross Road areas (Vaitarna direct supply) ...	3-45 P.M. to 10-00 P.M.
		(f) Cotton Green (Reay Road) (Direct supply and Pump) ...	8-00 P.M. to 12-00 Mid-night.

APPENDIX XVIII.

Statement showing hours of supply in the different localities in the City, Suburbs and Extended Suburbs.

Serial No.	Ward	Locality	Hours of Supply
7	F/ North	(a) Sion-Matunga, Parsi and Hindu colony areas ...	6-45 A.M. to 12-00 Noon (HP) 12-00 Noon to 1-00 P.M. (LP)
8	G/ South	(b) Antop Hill supply ...	7-00 A.M. to 12-00 Noon
		(a) Worli B. D. D. Chawl, Lower Parel, Love Grove and Prabhadevi areas ...	3-30 P.M. to 6-30 P.M.
		(b) N. M. Joshi Road between junction Sane Guruji Road and Currey Road ...	4-30 A.M. to 7-00 A.M.
		(c) Worli-Koliwada Pump Supply (Vaitarna direct supply)—	
		(a) High level areas ...	4-30 P.M. to 9-30 P.M.
		(b) Low level areas ...	9-30 P.M. to 11-00 P.M. and 3-30 P.M. to 6-30 P.M. (L.P.)
		(d) Pochkhanavala Road and Khan Abdul Gafarkhan Road areas...	6-30 P.M. to 12-00 Mid-night
		(e) BDD Chawls, N. M. Joshi Marg—	
		(i) Masjid Gully and Central Gully ...	3-00 A.M. to 6-00 A.M. (Pump supply from 4-30 A.M. to 6-00 A.M.)
		(i.) Police-Gully ...	6-00 A.M. to 8-00 A.M. (6-00 A.M. to 7-30 A.M. pump supply.)
		(f) Worli Dairy ...	24 hours low pressure supply
9	G/ North	(a) Mahim, Shivaji Park and Dadar area West of Western Railway line ...	1-00 P.M. to 3-30 P.M.
		(b) Areas between Sayani Road and Portugese Church Street...	3-30 P.M. to 6-30 P.M.
		(c) West Dharavi area (direct supply) ...	7-00 P.M. to 10-00 P.M.
		(d) East Dharavi area including Kala Killa ...	7-00 A.M. to 12-00 Noon and (HP) 12-00 Noon to 1-00 P.M. (LP)
		(e) Matunga Labour Camp (direct supply) ...	7-00 A.M. to 12-00 Noon
10	H	(a) Bandra Hill :	
		(i) Mt. Mary Road ...	10-00 P.M. to 3-00 A.M.
		(ii) Pereira Road ...	3-00 A.M. to 5-00 A.M.
		(b) Palli Hill (Mala Pump) ...	9-00 P.M. to 1-30 A.M.
		(c) Colonies on East of West Express Highway ...	3-00 P.M. to 5-30 A.M.
		(d) Rest of H Ward ...	6-30 P.M. to 5-00 A.M.
		(e) Bullock and Bhabha Rd. (Pumping from Palli Hill Reservoir)	8-30 A.M. to 9-30 A.M.
11	K	(a) Gazdar Hall Pump :	
		Cama Road, part of Gilbert Hill, S. V. Road from Gazdar Hall Hall to Vevaina Bldg., V. P. Road, Andheri West ...	9-30 A.M. to 2-00 P.M.
		(b) Baptistawadi, Mapla Dongari an East of Exp. Highway, off Parsi Punchayet Road and Shankarwadi, Andheri (East) (direct supply), and elevated areas of Gundivali Village ...	7-30 A.M. to 3-00 P.M. Direct from Parla Outlet.
		(c) Caves Road Pump : — (East Main Supply).	
		(i) H. F. Society, Jogeshwari (East) ...	8-00 A.M. to 1-00 P.M.
		(ii) Hardevibai Society, Caves Road, Jogeshwari East ...	1-00 P.M. to 3-00 P.M. (pump) (10-00 A.M. to 1-00 P.M. Direct supply).
		(d) Majas Pump : (East Main Supply).	
		(i) Majas Gumpha Tekadi, Pratap-nagar, etc. Jogeshwari East ...	7-00 A.M. to 9-00 A.M. (Pump supply). 2-30 P.M. to 5-00 P.M. (direct supply).
		(ii) Squatters' Colony Meghwadi and Shyam Nagar, Jogeshwari (E)	5-00 P.M. to 9-30 P.M.
		(e) Kunj Niwas Pump E. M. (Supply)	
		Sahakar Road, Jogeshwari West ...	12-00 M.N. to 1-30 A.M. (Pump) and 6-00 A.M. to 7-00 A.M. (Pump). 1-30 A.M. to 6-00 A.M. and 7-00 A.M. to 9-00 A.M. Direct.
		(f) Dadabhai Road Pump (W. M. Supply).	
		Dadabhai Road and part of Gilbert Hill, Andheri West ...	3-00 P.M. to 5-00 P.M. (Pump) 2-00 P.M. to 3-00 P.M. and 5-00 P.M. to 5-00 A.M. (Direct.)

APPENDIX XVIII.

Statement showing hours of supply in the different localities in the City, Suburbs and Extended Suburbs.

Serial Ward No.	Locality	Hours of Supply
(g)	Mahakali (Veravali H. L. Reservoir Supply) Mahakali Road	5-00 P.M. to 7-30 P.M.
(h)	Telly Gully Pump. (W. M. Supply). Telly Gully, Gundavli Village, etc., Andheri (East)	2-00 P. M. to 5-00 A.M. (Direct). 5-30 P.M. to 9-00 P.M. (Pump).
(i)	J. V. D. S. Pump (W. M. Supply) Whole Juhu Village from Irish Park upto Lido Cinema except J. V. D. S.	3-00 P.M. to 6-00 P.M. (Pump). 2-00 P.M. to 5-00 A.M. (Direct).
(j)	Swami Vivekanand Road from Andheri Naka Sahakar Road, Amboli, Mogra (West) (18" Salsatte Main Supply)	9-30 A.M. to 3-00 P.M.
(k)	Swami Vivekanand Road from Sahakar Road to Oshivara Bridge, Jogeshwari (West) (18" Salsatte Main Supply)	24 Hours.
(l)	Swami Vivekanand Road from V. P. Road to Irla Bridge and Juhu Lane Andheri (West) (18" Salsatte Main Supply)	24 Hours.
(m)	Kajuwadi and Mahakali Road upto Holy Spirit Hospital, Andheri (East) (W. M. Supply)	24 Hours.
(n)	Station Road, Jogeshwari (West) and Subhsh Nagar, Jogesh- shwari (East) (18" Salsatte Main Supply)	24 Hours.
(o)	Kol Dongri, Andheri (East) (18" Salsatte Main Supply)	24 Hours.
(p)	Four Bungalow, Seven Bungalow and entire Versova Village (W. M. Supply).	2-00 P.M. to 5-00 A.M. (L. P.) and 5-00 A.M. to 8-00 A.M. (H.P.)
	(Special boost to Versova Road is given from 8-00 P.M. to 12-00 M.N. from 18" Salsatte Main Supply).	
(q)	Andheri Kurla Road, Marol Maroshi Road, Marol Village, Andheri (East), East of pipe lines, (W. M. Supply).	6-30 P.M. to 5-00 A.M.
(r)	Entire Sahar Village, Andheri (East), (W.M. Supply)	6-30 P.M. to 4-00 A.M.
(s)	Remaining areas of K" Ward	2-00 P.M. to 5-00 A.M.
12 L	(a) All the areas in the Ward	5-00 A.M. to 12-00 Noon
	(b) Pump Supply :- (i) Muktavar Passage	8-00 A.M. to 10-00 A.M.
	(ii) Swadeshi Mill areas	10-00 A.M. to 12-00 Noon
13 M	(a) Ghatla Pump Supply :- (i) Portion situated to the East of Agar Wadi, etc., Payli Pada and Chestah Camp	1-00 A.M. to 7-00 A.M.
	(ii) Portion west of Agarwadi i. e. Janata Colony, Deonar Municipal Colony, etc., and including the Koliwada- Borla Road area	7-00 A.M. to 12-00 Noon
	(b) Along 36" Refinery main from Kumbharwada upto Atomic Energy Department	12-00 P.M. to 12-00 Noon and 2-00 M.N. to 12-00 Mid- night.
	(c) Along 36" Refinery main from Bridge to Atomic Energy (Vehar Supply)	4-00 A.M. to 12-00 Noon
	(d) Colony along Trunk mains (Colonies in 'N' Ward also)	4-00 A.M. to 11-00 A.M.
	(e) Rest of the areas in M Ward	12-00 M.N. to 12-00 Noon and 3-15 P.M. to 12-00 P.M.
	(f) Chembur Colony Kantiwala B Road behind Police Station	8-00 A.M. to 12-00 Noon and 3-15 P.M. to 5-00 P.M.
14 N	(a) Ghatkopar (North of Sarvodaya Hospital) Vikhroli and Bhandup	5-00 P.M. to 5-00 A.M.
	(b) Ghatkopar (South of W. W. Yard)	5-00 A.M. to 12-00 Noon
	(c) Remaining Ghatkopar areas	3-00 A.M. to 12-00 Noon
	(d) Barve Nagar, Bhatwadi :- (i) A.—Quarters type	4-00 A.M. to 7-30 A.M. and 4-00 P.M. to 7-15 P.M.
	(ii) B.—Quarters type	7-30 A.M. to 11-00 A.M. and 7-15 P.M. to 11-30 P.M.
	(e) Rifle Range	10-00 P.M. to 6-00 A.M.

APPENDIX XVIII.

Statement showing hours of supply in the different localities in the City, Suburbs and Extended Suburbs.

Serial Ward No.	Locality	Hours of Supply
	(f) Park Site Colony, Vikhroli :	
	(i) Ground floor structures ...	12-00 P.M. to 1-30 A.M. 4-00 A.M. to 5-00 A.M. 6-00 A.M. to 7-00 A.M. and 8-00 P.M. to 10-00 P.M.
	(ii) Ground floor, and Two upper floor buildings ...	3-00 A.M. to 4-00 A.M. 5-00 A.M. to 6-00 A.M.
	(g) Locality of Pant Nagar, Sanghani Estate and Lal Bahadur Shastry Marg from Powai Road to Sarvodaya Hospital ...	10-00 P.M. to 12-00 M.N. 4-00 P.M. to 10-00 P.M.
	(h) Tagor Nagar, Kannamwar Nagar (Vikhroli) and areas east of Express Highway ...	10-30 P.M. to 5-00 A.M. (H.P.) and 5-00 A.M. to 9-00 A.M. (L.P.)
15	P (a) Goregaon (West) :	
	(i) Jawahar Nagar ...	12-00 M.N. to 1-30 A.M. (direct supply) and 9-30 A.M. to 12-00 Noon (Sidharth Nagar Pump Supply).
	(ii) Motilal Nagar ...	12-00 M.N. to 6-30 A.M. (Direct supply) and 6-30 A.M. to 7-30 A.M. (Pump-Supply).
	(iii) Sidharth Nagar ...	12 Midnight to 7-30 A.M. (Direct) 7-30 A.M. to 9-30 A.M. (Pump).
	(iv) Area between old Pump House and Station Road, Goregaon, facing S. V. Road ...	12 Midnight to 7-30 A.M. (Direct supply) and 7-30 A.M. to 9-30 A.M. (Pump Supply).
	(v) Rest of the area of Goregaon (W) situated to the South of Station Road, Goregaon ...	12 Midnight to 9-00 A.M.
	(vi) Goregaon (West) to the North of Station Road ...	4-30 P.M. to 10-30 P.M.
	Malad West (Except Marve Road) ...	4-30 P.M. to 10-30 P.M.
	Malad (East) :	
	(a) Dattamandir Road, Bandongri (Sainath Pump) ...	12-00 Noon to 3-30 P.M. (Pump).
	(b) Dattary Road, Pushpa Park ...	4-00 P.M. to 8-00 P.M.
	(c) Kurar Village ...	12-00 Noon to 4-00 P.M.
	Tulsi Supply :	
	(a) Goregaon (East) ...	6-00 A.M. to 11-00 A.M.
	(b) Quarry Road ...	11-00 A.M. to 4-00 P.M.
	(c) Aarey Colony ...	4-00 P.M. to 8-00 P.M.
	(d) Hajibapu Road, Nevatia Road, (Malad East) and Ghas Bazar, Goregaon East ...	8-00 P.M. to 6-00 A.M.
	(e) Marve Road upto Madh. ...	8-00 P.M. to 6-00 A.M. (2-00 A.M. to 6-00 A.M. Pump Supply).
16	R Entire R Ward :	
	(Kandivli East and west Borivli (East and West) and Dahisar area including Bhaindar ...	5-30 P.M. to 9-00 P.M.
17	T (a) Malun Colony ...	6-00 A.M. to 10-00 A.M. and 3-30 P.M. to 5-30 P.M.
	(b) From Hoeschst Pharmaceuticals Ltd., towards North along Lal Bahadur Shastry Marg upto Check Naka and Malund Town, both East and West of Railway Lines ...	2-30 A.M. to 1-30 A.M. and (L.P.) 10-30 A.M. to 3-00 A.M. (L.P.)
	(c) From Miy and Biker towards North along Lal Bahadur Shastry Marg upto Hoeschst Pharmaceuticals Ltd. including Bhandup Village and part of Kanjur Village ...	6-00 P.M. to 5-00 A.M.

APPENDIX XIX

Statement showing short supply complaints in the City (for the last 15 years.)

Months	1955-56	1956-57	1957-58	1958-59	1959-60	1960-61	1961-62	1962-63	1963-64	1964-65	1965-66	1966-67	1967-68	1968-69	1969-70
April ...	1,575	1,589	1,320	316	231	255	455	1,277	1,487	4,471	3772	3,196	3,315	4,034	4,315
May ...	1,285	1,777	1,521	242	596	300	592	1,493	1,683	4,369	3822	3,419	3,154	3,910	3,704
June ...	1,382	1,423	3,159	187	596	258	786	1,549	1,602	4,679	3241	3,622	3,503	5,003	4,084
July ...	1,110	1,136	2,089	242	436	234	620	1,433	1,336	4,338	3155	3,660	2,885	4,182	3,292
August	741	980	440	224	305	409	452	1,295	1,130	3,750	3024	3,271	3,437	3,326	3,400
Sept. ...	951	852	759	246	308	448	663	1,199	1,194	3,666	3076	3,138	3,197	3,638	3,473
Oct. ...	1,096	971	1,572	235	275	505	831	1,616	1,351	4,064	3143	3,342	3,316	3,348	3,650
Nov. ...	1,003	968	688	222	271	508	899	1,376	1,342	3,850	3492	3,283	3,253	3,823	3,329
Dec. ...	1,045	970	1,076	192	345	617	865	1,282	1,479	3,915	3432	3,308	2,913	3,183	3,691
Jan. ...	772	1,016	572	242	243	634	665	1,463	1,701	3,983	3108	2,946	3,300	3,079	3,365
Feb. ...	972	998	916	179	108	670	816	1,722	1,360	3,574	3245	2,527	2,768	2,967	3,636
March	1,445	954	824	264	239	531	1,013	1,576	1,309	4,127	4008	2,964	3,525	4,380	3,626
Total ...	13,375	13,534	14,938	2,791	4,053	5,369	8,657	17,281	16,975	48,986	40,458	38,676	38,266	44,873	44,858

APPENDIX XIX—A

Short Supply Complaints in Suburbs & Extended Suburbs.

Month	1967-68		1968-69		1969-70		
	Suburbs	Extended Suburbs.	Suburbs	Extended Suburbs.	Suburbs	Extended Suburbs.	
April	...	1,024	276	897	377	737	210
May	...	1,003	429	846	312	626	223
June	...	881	377	1,136	333	923	278
July	...	903	284	913	388	753	195
August	...	879	334	950	321	740	239
September	...	838	510	771	390	737	214
October	...	790	394	752	353	728	258
November	...	715	581	831	399	614	180
December	...	699	288	763	480	750	194
January	...	739	210	847	396	686	175
February	...	711	291	742	259	565	114
March	...	918	290	1,081	338	656	230
TOTAL	...	10,100	4,264	10,528	4,346	8,515	2,599

APPENDIX XX.

Statement showing details of meters in City, Suburbs and Extended Suburbs.

Serial No.	Ward	Ownership of meter	Total Number of meters on connection as on 1-4-1969	Number of meters exchanged during the year	Number of meters fixed on new connections during the year	Number of meters removed from existing connections during the year	Number of new properties metered during the year	Number of unmetered properties metered during the year	Total Number of meters on connections as on 31-3-1970
1	A	Municipal	1,857	1,147	116	47	1,926
		Private	643	254	61	12	692
2	B	Municipal	595	324	25	18	602
		Private	201	46	33	2	232
3	C	Municipal	1,024	324	68	...	3	...	1,092
		Private	242	35	26	268
4	D	Municipal	3,232	2,174	103	37	25	3	3,303
		Private	991	360	121	27	1,085
5	E	Municipal	1,566	1,087	79	80	9	...	1,565
		Private	782	229	9	38	753
6	F/S	Municipal	1,088	1,203	72	15	1,145
		Private	384	163	10	19	375
7	F/N	Municipal	1,359	716	54	9	111	...	1,404
		Private	993	233	69	14	1,048
8	G/S	Municipal	919	472	58	11	16	...	966
		Private	464	118	21	33	452
9	G/N	Municipal	1,463	578	64	31	57	...	1,497
		Private	992	6	93	31	1,053
Total for City			Municipal 13,103	8,025	644	248	221	3	13,500
			Private 5,692	1,444	443	176	5,958
Total			18,795	9,469	1,087	424	221	3	19,458
10	H	Municipal	4,856	1,562	30	3	4,887
		Private	823	823	282	88	5,816
11	K	Municipal	3,707	1,942	13	11	3,717
		Private	4,776	1,427	412	74	5,107
12	L	Municipal	2,310	1,152	55	57	2,312
		Private	361	370	205	65	1,497
13	M	Municipal	1,323	545	134	13	1,383
		Private	1,858	42	90	9	1,898
14	N	Municipal	1,090	672	70	16	1,144
		Private	1,790	657	137	36	1,891
Total for Suburbs.			Municipal 13,284	5,873	302	100	82	...	13,443
			Private 14,413	3,319	1,126	272	16,209
Total :			27,697	9,192	1,428	372	82	...	29,652
15	P	Municipal	1,445	553	97	1,552
		Private	2,646	716	193	2,839
16	R	Municipal	1,156	278	147	1,303
		Private	2,185	556	149	2,334
17	T	Municipal	745	365	12	15	49	...	757
		Private	2,230	...	200	2,415
Total for Ext. Suburbs.			Municipal 3,346	1,276	256	15	49	...	3,612
			Private 7,061	1,272	542	7,588
Total :			10,407	2,478	798	15	49	...	11,200
Grand Total :			Municipal 29,733	15,174	1,202	348	352	3	30,555
			Private 27,166	6,035	2,111	463	29,755
Total :			56,899	21,139	3,313	811	352	3	60,310

APPENDIX XXI

Details of the Works carried out by construction Division in City Suburbs and Extended Suburbs
(Main of sizes 80mm. (3") and above)

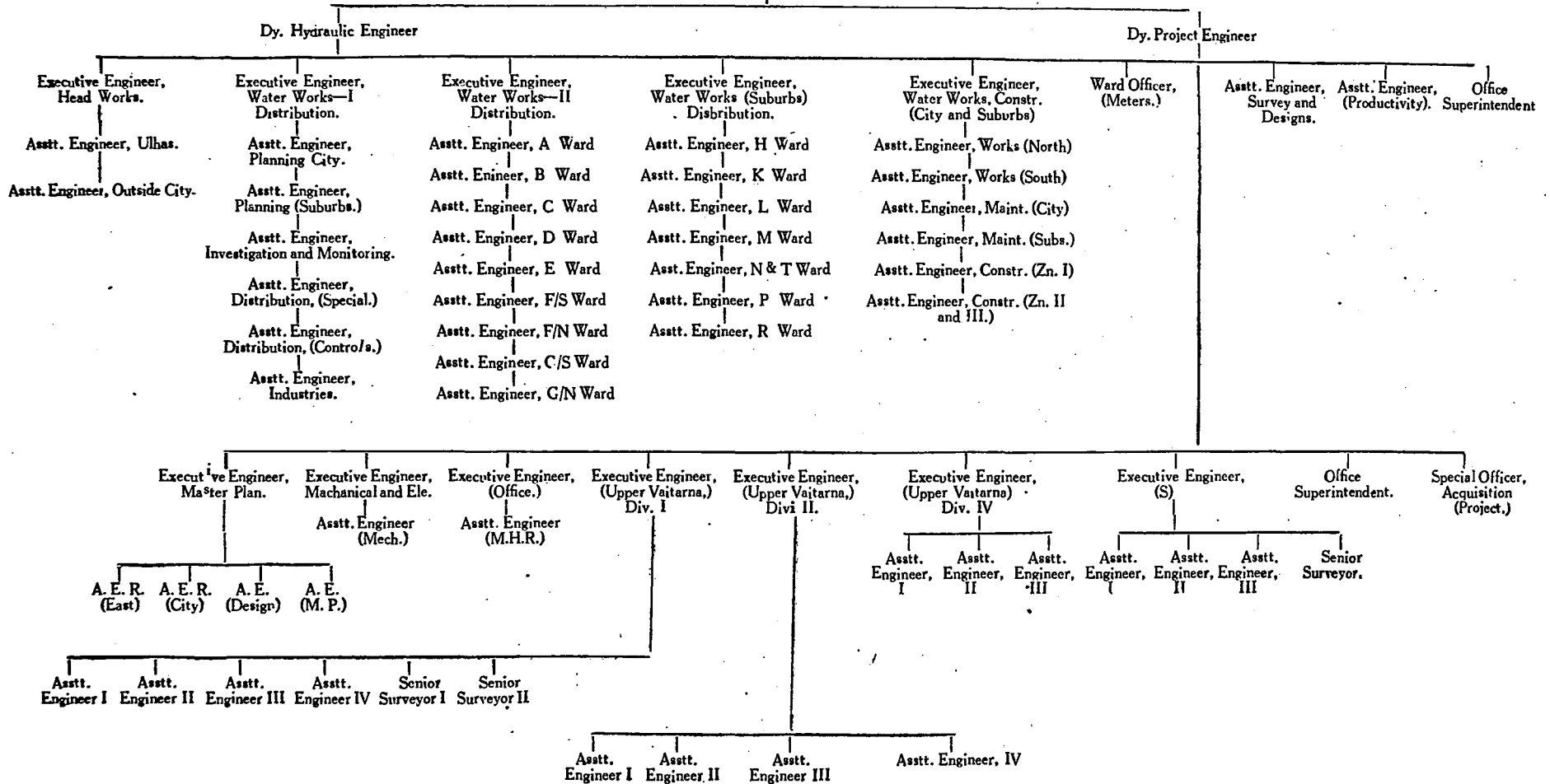
Size of pipes	CITY		SUBURBS		EXTENDED SUBURBS		TOTAL	
	Metres	Feet	Metres	Feet	Metres	Feet	Metres	Feet
80 mm. (3") ...	663	2,175	701	2,300	73	240	1,437	4,715
100 mm. (4") ...	1,116	3,662	826	2,711	185	607	2,127	6,980
150 mm. (6") ...	5,673	18,612	2,843	9,325	1,143	3,750	9,659	31,687
200 mm. (8") ...	8	26	8	26
250 mm. (9") ...	970	3,183	2,240	7,350	853	2,800	4,063	13,333
300 mm. (12") ...	1,968	6,457	190	625	308	1,009	2,466	8,091
400 mm. (15") ...	4	13	4	13
450 mm. (18") ...	525	1,723	457	1,500	30	100	1,012	3,323
600 mm. (24") ...	658	2,159	748	2,454	1,406	4,613
1200 mm. (48") ...	2,200	7,218	2,200	7,218
Total ...	13,785	45,228	8,005	26,265	2,592	8,506	24,382	79,999
		Rs.		Rs.		Rs.		Rs.
Cost of Scheduled works carried out (Departmentally and by contract)	24,22,186	...	12,96,930	3,48,868	40,67,984	...
Cost of non-scheduled works carried out	7,69,765	...	76,350	3,500	8,49,615	...
Total cost of the works carried out	31,91,951	...	13,73,280	3,52,368	49,17,599	...

APPENDIX XXII.

Details of stand pipes in City, Suburbs and Extended Suburbs,

Serial No.	WARD	No. of existing stand pipes on 1-4-1969.	No. of new stand pipes given during the year.	No. of stand pipes cut off during the year.	Total No. of Stand pipes as on 31-3-1970.
1	A	...	3	...	3
2	B
3	C
4	D	...	1	...	2
5	E
6	F/S	...	56	11	66
7	F/N	...	38	5	43
8	G/S	...	32	4	36
9	G/N	...	48	25	73
	CITY TOTAL	...	178	46	223
10	H	...	455	29	479
11	K	...	602	58	657
12	L	...	231	99	277
13	M	...	135	16	123
14	N	...	285	43	328
	SUBURBS TOTAL	...	1,708	245	1,864
15	P	...	108	9	116
16	R	...	30	2	18
17	T	...	292	75	366
	EXTD. SUBS. TOTAL	...	430	86	500

APPENDIX XXIII
ORGANISATION CHART OF HYDRAULIC ENGINEER'S DEPARTMENT
 HYDRAULIC ENGINEER



BOMBAY FIRE BRIGADE

Shri S. Fredilis was in charge of the department during the year under report.

Fire Stations—

The total number of Fire Stations was 11 in City and 3 in Suburbs.

Fire Appliances and Equipments—

1	Motor Turn Table Ladder—					
	(a) of 100 feet extension with pump	2 Nos.
	(b) of 125 feet extension with pump	2 Nos.
2	Motor Pumps :—					
	(a) with Escapes of 50 to 60 feet Extension	21 Nos.
	(b) with Extension Ladders of 35 feet extension...	14 Nos.
3	Fire Tenders with Extension Ladder	4 Nos.
4	Motor Emergency Tender with Special Gears	2 Nos.
5	Motor Emergency Tender-cum-Fire Tender	1 No.
6	Air Crash Tender with Special Gears	1 No.
7	Trailer Pump—					
	(a) Medium Type	13 Nos.
	(b) Light Type	2 Nos.
8	Water Tankers (7,200 litres capacity of each)	4 Nos.
9	Hose Laying Lorry-cum-Canteen Van	1 No.
10	Control Post Van	1 No.
11	Motor Ambulances	13 Nos.
12	Other vehicles	19 Nos.
13	Scooters	5 Nos.
14	Ladders of various sizes	84 Nos.
15	Breathing Sets—					
	(a) Oxygen	34 Nos.
	(b) Compressed Air	16 Nos.
16	Fire Hose, Delivery, Rubber-lined (in stock)	26,822 Metres.
17	Gas Masks of various types	18 Nos.

Out of the above appliances and equipments the following were purchased during the year 1969-70.

(1) Motor Pump with Escape Ladder	2 Nos.
-----------------------------------	-----	-----	-----	-----	--------

Communications—

(A) Telephones—

In the year 1963-64 the six Emergency lines of the Brigade were split up as under :—

(i) Four emergency lines (No. 101) for fires and other emergency calls.

(ii) Two emergency lines (No. 102) for Ambulance calls.

This system continued to exist in the year under report.

(B) Wireless Communication System—

The Brigade has 55 Radio Telephony Sets (5 Static Sets, 38 Mobile Sets and 10 Walkie-Talkie Sets actually in use and 2 spare Walkie-Talkie Sets during the year under report.

(C) Fire Alarms—

The total number of Fire Alarms was 213 including 28 private ones.

Calls—

The Brigade responded to a total number of calls as shown below with comparative figures of the previous year.

	1969-70	1968-69	Difference
Total Calls	3,246	3,264	18 Decrease
Actual Fires	1,747	2,010	263 "
Actual House Collapses	206	182	24 Increase
Rescue Services	359	271	88 "
Other Services	243	230	13 "
False Calls—			
Defective calls due to defects in Fire Alarm system	235	183	52 Increase
Good Intent Calls	53	72	19 Decrease
Malicious Calls	403	316	87 Increase

Outside City Limit calls—

There were five such calls during the year.

Serious Fires—

There were 23 serious fires during the year (*vide* Appendix I).

House Collapse—

The Brigade attended calls to 206 fallen buildings as against 182 in the previous year. Twenty three persons lost their lives and 124 persons were injured. The figures of last 4 years are given below :—

	1965-66	1966-67	1967-68	1968-69	1969-70
House Collapse	210	179	256	182	206
Deaths	21	4	57	11	23
Injuries	103	108	79	105	124

Some serious House Collapses are mentioned in Appendix VI.

Other Services—

There were 243 calls for other services which included leakage of poisonous gases and dangerous fumes spilling of acids, falling of trees, shocks, due to leakage of electricity, vehicle accidents, etc., 23 persons lost their lives in such accidents and 85 persons received injuries.

Rescue Service—

The Brigade attended 359 calls of various types of Rescue work such as persons fallen in wells, sea, etc. trapped in lift cages, drainages, marooned in flooded area etc. 174 persons died in such cases and 146 were injured. Majority of deaths (132) were by drowning. The Brigade also rescued 23 animals and birds.

Burning Casualties—

There were 282 casualties due to fire out of which 58 lost their lives (16 males and 42 females). 224 persons received burns and subsequently recovered. Out of the total deaths, 23 cases (20 females and 3 males) were of suicide.

Fire Loss—

The total loss due to fires was approximately Rs. 2,00,85,438. out of this, the damage to the insured property was Rs. 1,92,39,441. The total property involved was worth Rs. 2,34,50,30,337.

Water Supply—

The approximate quantity of water used for extinguishing fires was about 1,81,05,592 litres. Out of which 1,13,84,365 litres were drawn from Municipal mains and rest from sea, wells ponds, etc.

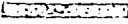


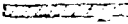

Hydrants—


The number of hydrants for City and Suburbs was 10,198.

Fire Prevention—

During the year under report 8213 cases were received as against 8534 in the previous year. Out of these 7851 cases were disposed of. The cases received included 6453 cases from Municipal Departments like Licence, Factory and Health, 307 cases for "No Objection Certificates" for buildings, 148 cases for "No Objection Certificates" for public entertainments, 105 cases for "No Objection Certificates" required by Commissioner of Police, Inspector of Explosives and Controller of Drugs, 284 cases of complaints and 556 miscellaneous cases including reminders.

CHART SHOWING NO. OF CALLS DURING 1969-70.

-  OTHER SERVICE
-  GOOD INTENT
-  MALICIOUS
-  DEFEC
-  FIRE



OTHER ACTIVITIES

(1) Celebration of Fire Services Day—

The Bombay Fire Brigade celebrated the Fire Services Day on 14th April 1969 in memory of the gallant Fire Service Officers and men who laid down their lives while fighting fires in the disastrous Dock Explosions of 1944. A Prayer Meeting was held at Fire Brigade Headquarters on 14th April 1969 in the presence of Shri J. K. Joshi, Mayor of Bombay to pay homage to the departed souls.

(2) Republic Day—

The Fire Brigade personnel participated in the ceremonial parade route march along with Defence and other services on 26th January 1970. The Fire Brigade personnel also participated in the Maharashtra Day parade on 1st May 1969.

(3) Annual Drill Competitions—

As usual annual Drill Competitions were held. During the year, Competitions were held in (i) Fire Trailer Pump Drill and (ii) Escape Ladder and Motor Pump Drill. Thirty teams from different Fire Stations participated. The finals were held on 9th January 1970 at Fire Brigade Headquarters. Shri J. B. D'Souza, Ex-Municipal Commissioner, presided over the occasion and distributed the prizes to the winning teams.

(4) Awards and Prizes—

The award of Best Fireman of the year (cash prize of Rs. 100) was presented to Sub-Officer Vithal Balaji Bhosle. Long Service and Good Conduct Bronze Medals were awarded to the following employees.

(a) Ex. Sub-Officer	S. V. Chavan
(b) Ex. Sub-Officer	H. D. Salvi
(c) Ex. Driver Operator	Mahadev Vishnu Dalvi
(d) Ex. Leading Fireman	Raoji Laxman Patole
(e) Ex. Fireman	Waman Madhaji Naik
(f) Ex. Fireman	Bhawoo Narayan Surve

(5) Awards of Scholarships to Children of Brigade Employees—

As in previous years during the year under report scholarships ranging from Rs. 10 to Rs. 65 were given to school going children of the Brigade employees who passed the annual examination with credit from Standard IV to XI. 48 applications for the scholarship were received. Out of the above 28 applications, as per merits were considered for grant of scholarship as maximum number of scholarships was 28. The scholarships were distributed on 22nd September 1969 and an amount of Rs. 800 was utilised for the purpose.

(6) Deputation of Officers—

Shri R. R. Rao, Station Officer, who was deputed to Home Guards Organisation as a Fire Fighting Instructor with effect from 18th May 1964 continued to be on deputation during the year under report.

(7) Medical Unit.—

A Medical Unit conducted by the Women's Volunteer Corps and Red Cross Society at Fire Brigade Headquarters, Byculla, Bombay, for the benefit of members of families of the Brigade personnel was closed during the year.

(8) Fire Fighting Training to Outside Candidates—

- During the year under report practical training in fire-fighting and rescue duties was imparted to the Home Guards of Greater Bombay.
- Officers of Bombay Fire Brigade gave a number of lectures on fire-fighting in the Training School of the Security Guards of Municipal Corporation of Greater Bombay.

(9) Vocational Service Award—

The Vocational Service Award of the Rotary Club of Bombay was presented to Sub-Officer Sopan Laxman Palve.

AMBULANCE SERVICE

The Ambulance Service attended calls as given below :—

Accidents	1,069
Maternity	936
Hire	5,228
Free Poor cases	17
						<u>7,250</u>

In all 6,947 persons were removed in Ambulances. First-aid rendered on 136 occasions. The total receipts during the year on account of hire cases amounted to Rs. 52,310 including arrears as against Rs. 50,120 in the previous year.

BRIGADE ESTABLISHMENT COST

The cost on account of Fire Brigade Department including Ambulance Service but excluding supervision charges of Provident Fund, Pension and proportion of general supervision and revenue and debit charges, etc. was Rs. 36,47,519.

S. FREDILIS,
Chief Fire Officer.

APPENDIX No. I.
BOMBAY FIRE BRIGADE

Brief details of serious fires during the year 1969-70.

Date and Time	Place	Business	Extinguished by	Damage	Estimated Damage
(1)	(2)	(3)	(4)	(5)	(6)
					Rs.
3-4-1969 18-32 hours.	Messrs. Mukesh Textile Mills, Ltd., Victoria Bunder Rd.	Textile Mills.	Employees with five hydrant lines and Firemen with five motor pumps.	Machinery, cloth bales, colours, electric wiring, ready colours with kerosene and Acrylic liquid solution severely damaged by fire, heat, smoke and water. C. I. Sheet roof and glass panes of a ground floored brick wall- ed. C. I. Sheet roof structure about 150×75 metres (used as cloth printing department.)	90,000
5-4-1969 01-53 hours.	Unit No. 10, Velji Lakhamsi Wadi, off Dr. Mascarenhas Road.	Dealers in weighing machine, cement and building materials, etc. mechanical workshop and pulverising Mills, etc.	Firemen with nine jets from seven motor pumps.	Number of weighing machines, cement bags, large stock of Bora sugar in bags, sulphuric, hydro-chloric and acetic acids in jars, large stock of grain, pulses, separating machines, rolling machines, electric motors, lathe and drill machines, power press, finished products, office paper and furniture, large stock of "Dryginger" gum, dry herbs in gunny bags, etc. severely damaged by fire, heat, smoke and water over an area about 45 × 45 metres (used as factories and storage place) in a ground floored, part brick and C. I. Sheet wall shed.	3,30,000
5-4-1969 17-47 hours.	Messrs. General Pigment and Chemical Product Private Ltd., Vihar Pipe Line, Saki Vihar Road.	Manufacturing octo-ates (which are used in paints).	Firemen with three lines of three motor pumps.	Reaction vessels, vacuum and filter pumps, filter press, raw materials, finished dyes and chemicals in a drum severely damaged by fire, heat, smoke and water. Electrical installation, A. C. roof, doors and windows of ground floored structure about 12 × 10 metres having stone wall and A. C. roof factory (used for manufacturing dyes and chemicals).	1,50,000
18-4-1969 00-37 hours.	Messrs. Synthofine Chemicals of India Private Ltd., Off Aarey Road, Din-doshi Village, Gore-gaon (East).	Manufacturing of intermediates for dyes.	Firemen with five engines of eight motor pumps.	Three mild steel vats, containing solution of carboxyl-pyrazolon, ten drums of aniline, four drums of denatured spirit, benzine, sodium, metal bags of sodium sulphide, soda ash, machinery such as centrifuge, vacuum and filter press pump, fixed boiler, laboratory equipments, office furniture and records, electrical installations severely damaged by fire, heat, smoke and water. Brick walls, portion of ceilings, beam, column, etc. severely damaged by fire, heat, smoke and water of a two floored brick walled, R. C. C. building area about 27 × 15 metres (used as factory).	4,80,000
25-7-1969 05-48 hours.	Godown No. E, 48, 3rd Avenue Cotton Depot, Cotton Green, Bombay 33.	Cotton merchant, Commission Agent, etc.	Firemen with three motor pumps and 18 sprinklers.	Small stock of cotton in bales severely damaged and large stock of cotton in bales slightly damaged by fire, heat, smoke and water in a godown housed in a ground floored, brick, walled, R. C. C. structure about 30 × 15 metres (used as cotton depot).	85,000
28-7-1969 20-54 hours.	75, Cotton Depot, 3rd Avenue, Bombay.	Cotton merchant.	Firemen with eight motor pumps.	Large stock of cotton bales severely damaged by fire, heat, smoke and water in the godown area about 20 × 7 metres in a ground floored brick walled R. C. C. structure area 35 × 14 metres (used as cotton bales storage).	3,50,000
15-9-1969 20-37 hours.	Saki Naka, Andheri Kurla Road, Messrs. Parks Davis Private Ltd.	Manufacturing chemicals.	Firemen and employees with two hydrant lines and one first aid appliance.	Nitric acid, thermocal installation, legging of a vessel, acid supply pipes and electric wiring severely damaged by fire, heat, smoke and water in the chemical manufacturing sector housed on the first floor of a two floored brick walled building (used as chemical factory).	50,000
21-9-1969 18-40 hours.	56-62 Bahula Tank Road.	Rubber goods, metal cutting, battery servicing and dwellings, etc.	Firemen with ten motor pumps.	Large stock of rubber goods, such as old tyres and tubes, chemical drums, bags, polythene bags, wooden boxes, sugars, battery charging machine, packing materials, office furniture, papers, electric installation, etc. severely damaged by fire, heat, smoke, water and breakage. C. I. Sheet roof wall, wooden columns, doors, windows, partitions, etc. of a ground floored timber framed C. I. sheet structure area about 50 × 20 metres.	85,000

APPENDIX No. I—Contd.

Date and Time	Place	Business	Extinguished by	Damage	Estimated Damage
(1)	(2)	(3)	(4)	(5)	(6)
					Rs.
2-10-1969 01-19 hours.	50-65-Sholapur Street, Junction Clive Rd.	Dealers in chemicals machinery, gunny bags, rags, tea, etc. and dwelling.	Firemen with 8 motor pumps with 8 lines only.	Large stock of peacock feathers, import- ped machines, motor jeep, paper card-boards, chemicals in drums and bags, empty gunny bags, paper in rims, stock of tea and coffee, automo- bile spare parts, two lorries, hard- ware, few aerated water bottles, office papers and furniture, loosed and bales rags, rubber tyres, tubes and household articles severely damaged by fire, heat, smoke and water. Electrical installations, doors wooden partition and windows of a ground floored and two floored timber framed partly C. I. Sheet brick walled structure severely damaged by fire, heat, smoke and water.	2,50,000
6-10-1969 22-27 hours.	7, Dantad Street, Jun- ction 1st Church Bunder Road.	Dealers in Gunny bags, rubber goods, cotton waste, etc.	Firemen with ten lines from eleven Motor Pumps.	Large stock of gurry bags, rubber goods, wicker racks, chlorine carbo- nate in paper bags, metal strips and hardware, ten plastic extrusion machi- nes plastic powder, wax paper boxes, office papers, furniture, cotton waste, few empty tins and drums severely damaged by fire, heat, smoke and water. Entire two floored partly brick stone walled with wooden floorings C. I. Sheet, staircases, loft doors, windows, electrical installation, severely damaged by fire, heat, smoke and water.	2,01,800
14-10-1969 13-25 hours.	Messrs. India Motor Garage Compound, 51B, Ice Factory Lane, off Hill Road, Bandra (West).	Auto car repairing and servicing and dwelling.	Firemen with four Motor Pumps.	Auto-car repairing equipments, up- holstry, battery charger, wooden and steel furniture, set of oxygen and acetylene cylinders, stitching machi- nes, seven motor cars and one motor cycle, household articles, clothes, cash ornaments, etc. severely damag- ed by fire, heat, smoke and water in two C. I. Sheet structures having area 10×9 metres (ii) 8×2 metres brick walled shed.	96,000
5-11-1969 04-34 hours.	Harishwar Bazar, Ram- krishna Chembur- kar Marg, Opp. Shiv Mandir, Chembur.	Shops.	Firemen with six jets of five motor pumps.	Terylene, nylon, terycot cloth, leather and plastic footwares, radio, radio parts, transistor amplifier, decoration pieces, cycle spare parts, sofa sets, household articles, furniture, etc. severely damaged by fire, heat, smoke and water in different parts of a C. I. Sheet structure with A. C. Sheet roof about 30×22 metres (used as shops and dwellings.).	2,50,000
23-12-1969 20-39 hours.	Alexandra Dock, "B" Warehouse.	Warehouse.	Firemen with six lines from 8 Motor Pumps.	Large stock of potassium chloride in bags, titanium dioxide, including powder, magnise ethylene, aniseed, dry-dates, pista and shells, severely damaged by fire, heat, smoke and water. Plastic work of the pillar and ceiling, severely damaged by fire, heat, smoke and water.	Could not be ascer- sed.
25-12-1969 11-09 hours.	Hutments in M. P. Mill Compound, Tardeo Road.	Private.	Firemen with ten motor pumps.	Household articles, personal belongings in bamboo matting C. I. Sheet and tarauline shed, hutments area about 350×150 metres severely damaged by fire, heat, smoke and water.	2,50,000
28-12-1969 05-27 hours.	Messrs. Premier Auto- mobiles Ltd., L. B. S. Marg, Kuria.	Manufacturing motor vehicles.	Employer with two engine fires Fire- men with eight lines of seven motor pumps.	(i) Maintenance department, portion of production section, tool stores and office in seven cabins, portion of tarauline roof and small quantity of timber framed, separate carpen- tary shed on an area 30×18 metres severely damaged. (ii) Machinery (lathe, drills, grinder) spare motors, six centreless grinders, large stock of costly tools, office files and furniture, electrical installation, A.C. Sheet roof severely damaged by fire, heat, smoke and water.	70,75,000
31-12-1969 03-51 hours.	M. V. Arendkerk S Cravenhage berthed at Alexandra Dock Shed No. 1.		Extinguished by Firemen with two spray bunches.	Large stock of cotton bale and general cargo severely damaged by fire, heat, smoke and water in hold No. 3. Paper, furniture and clothing etc. in the crew cabin severely damaged by water. M. V. AREN'S E-K-G Cargo Ship (tonnage 7916).	Could not be ascer- sed.

APPENDIX No. L—(Contd.)

Date and Time	Place	Business	Extinguished by	Damage	Estimated Damage
(1)	(2)	(3)	(4)	(5)	(6)
24-1-1970 09-11 hours.	C Warehouse, Alexan- dra Docks, P. D'Mello Road.	Warehouse.	Firemen with 15 lines of 10 motor pumps.	Stock of sports goods, plastic goods, spices synthetic fibres in bales, industrial perfumes, textile auxiliaries auto. and machinery spare parts, sewing machines, polymer and some stock of unknown chemicals severely damaged by fire, heat, smoke and water. Wood doors, window panes, paint work of the walls and ceilings, electrical installations, severely damaged on first floor of a three floored stone walled structure area about 50 × 30 metres (used as warehouse).	Rs. could not be assessed
23-1-1970 13-52 hours.	Tata Thermal Power Station, Corridor Road, Chembur.	Power station Railways, etc.	Firemen with eight Engine lines of 12 motor pumps and five private lines by employees from Tata, Atomic Energy, Fertilizer and Lube Ind. a.	Wagon trippler, trippler control room, de-aeration installation oil and steam pipes with jackets, valves and fittings, twenty six tank wagons, four coal wagons, Railway track, wooden sleepers, severely and small quantity of coal and crushed coal, conveyor gallery damaged due to fire, heat, smoke and water.	20,50,000
29-1-1970 14-55 hours.	Pharmax India Private Ltd., Kurla, Industrial Estate, Off L.B. S. Marg, Ghatkopar.	Manufacturing pharmaceutical.	Firemen with four lines of two appliances.	Entire machinery, large quantity of raw material and finished goods, (medicines) laboratory chemicals and equipments, some office records, steel and wooden furniture, large quantity of picking materials, 10 air conditioners, electric ovens, raw materials severely damaged by fire, heat, smoke and water on first floor and ground of 25 × 15 metres with A. C. Sheets roof used as pharmaceutical manufacturing concern.	4,00,000
2-2-1970 05-43 hours.	Messrs. Mukesh Textile Mills Ltd., Victoria Bunder Road, Shahid Bhagat-sing Road.	Textile mills.	Firemen with 13 motor pumps.	Entire first and second floor of the building 27 spinning machines and 17 framing machines on first floor, 27 spinning machines on second floor and some carding machines on ground floor severely damaged by fire, heat, smoke and water of a three floored brick walled timber framed tiled roof structure, area about 75 × 32 metres used as Textile mills.	75,00,000
11-2-1970 03-30 hours.	Messrs. Michizie Ltd. 131, Acharya Dade Marg.	Manufacturing railway wagons and lorry lift.	Firemen with nine lines of 8 engines.	Large quantity of metallins, paints and lubricating oil, cotton waste, wooden furniture about 12 ceiling fans, one pedestal fan about 23 electric motors electrical accessories, large quantity of wire rope, office records and documents, components of railway wagons and lorry lift, stationery, rubber tyres, and fittings severely damaged by fire, heat, smoke and water in a general stores in a ground floored timber framed shed of 30 × 30 metres with A.C. Sheet roof (used as stores and factory).	4,00,000
21-2-1970 18-19 hours.	Jalil and Sons Wills Compound, Durravi Road.	Dealers in fire wood lubricating oil, paper and plastic soap etc.	Firemen with ten motor pumps.	Large quantity of fire wood, some drums of lubricating oil, waste oil, gelatine and butter papers, plastics scrap, coal tar, paper waste, about 35 barrels of oil, about 105 ton of kerosene oil, twine plastic gunny bags, some soap, metal dust, some empty drums, some quantity of dry fish in a number of sheds of timber framed on an area 120 metres × 90 metres (used as factories).	2,23,000
4-3-1970 15-47 hours.	Ghatia No. 6, Near Kurla Cotton Press, Gunpat Bung, Jakeria, Bunder Road, Bombay 15.	Dealers in cotton and cotton waste.	Firemen with six pumps.	Large stock of boras containing waste cotton and large stock of loose waste cotton severely damaged by fire, heat, smoke and water. (i) C. I. Sheet roof severely and stone walled of a ground floored, stone walled C. I. Sheet roof structure about 33 × 13 metres (used as waste cotton godown) slightly damaged by fire, heat, smoke and water.	1,25,000

Appendix No. II
BOMBAY FIRE BRIGADE

Summary of calls to Fires (including false alarms) showing the number of times appliances of the Fire Brigade attended and were extinguishing fires during the year 1969-70.

Sr. No.	STATIONS.	NUMBER OF FIRE ALARMS ATTENDED.		HOW CALLED			HOW ATTENDED											HOW EXTINGUISHED.												
							STATION APPLIANCES			AIDING APPLIANCES.																				
		Municipal.	Private.	By Strangers.	By Fire Alarms.	Control Room	Total.	Motor Pump carrying E.s.c. per Ladder	Extension	Fire Unit	Escape	Extension	Motor Turn table Ladder.	Fire Unit.	Trailer Pumps.	Motor Emergency Tender.	Control Post	Hose Lorry	Sand.	Buckets.	Chemical Extinguishers.	Hand Pumps.	First Aid Appliances.	Hydrants.	N. of Motor Pumps.	No. of J.H.	B.A Sets	Automatic Sprinkler heads actuated.	Foam Equipment.	
1	Colaba	9	2	16	21	76	113	51	40	...	48	23	13	6	...	2	3	3	2	...	8	5	23	22	
2	Fort	17	8	22	48	158	228	207	52	40	1	...	6	13	27	39	...	12	51	
3	Memonwada	30	2	58	278	267	583	501	248	...	69	81	197	3	...	11	1	1	9	20	37	...	26	32	
4	Gowalia Tank	27	2	26	110	73	209	291	2	...	120	112	51	2	...	3	1	1	1	1	18	1	10	11	1	
5	Byculla	19	5	34	160	169	363	332	181	...	101	54	2	12	...	6	...	21	29	80	54	13	34	59	...	36	
6	Worli	10	...	23	94	128	245	215	...	69	76	10	...	4	...	6	2	2	24	197	31	24	16	39	...	22	
7	Dadar	24	2	17	145	221	383	333	179	...	95	117	...	12	...	6	1	...	4	192	33	14	28	30	
8	Shivaji Park	14	39	61	114	103	...	66	10	1	5	...	2	2	...	5	5	2	5	...	6	9	
9	Alexandra Docks	17	2	2	22	96	120	114	62	...	65	9	3	13	...	6	3	2	9	11	30	4	25	39	
10	Mandvi	12	1	8	76	58	142	123	...	73	111	44	16	7	2	1	3	6	4	...	23	...	11	14	1	...	6	
11	Sewree	10	6	6	66	83	155	119	19	1	77	111	...	70	...	9	4	3	6	13	127	42	30	60	79	...	22	2
12	Andheri	10	...	10	33	350	393	...	317	73	3	59	...	6	1	6	3	...	8	12	2	23	...	65	90
13	Vikhroli	10	1	162	173	3	152	...	10	40	...	4	...	3	1	1	7	...	15	15	
14	Chembur	23	...	161	124	...	139	...	2	41	...	4	...	11	...	1	2	2	...	21	1	40	55	
	Total	185	28	249	093	2103	3445	437	13.9	215	995	191	283	141	1	79	23	10	17	2	673	371	72	371	545	1	80	9	...	

Appendix No. III

Monthly summary of Fires and annual losses for the period from 1960-61 to 1969-70.

Year.	April	May	June	July.	Aug.	Sept.	Oct.	Nov.	Dec.	Jan.	Feb.	March	Tctal.	Estimated Loss.
														Rs.
1960-61	100	120	95	71	67	83	138	136	153	161	116	140	1,370	75,79,810
1961-62	141	104	87	101	56	82	120	187	109	137	119	125	1,358	82,24,968
1962-63	116	132	142	120	103	89	171	148	116	143	140	169	1,589	1,89,08,544
1963-64	169	149	155	122	107	140	157	160	184	210	170	143	1,828	73,25,612
1964-65	152	146	164	121	123	78	148	188	168	151	144	149	1,732	1,18,84,025
1965-66	154	154	139	148	116	115	151	170	133	156	145	171	1,752	11,12,000
1966-67	163	133	115	136	91	114	143	200	160	171	135	169	1,755	95,76,772
1967-68	156	151	204	150	117	124	181	228	147	185	149	191	1,935	1,59,72,216
1968-69	130	166	180	133	124	131	229	190	153	156	291	127	2,010	1,03,71,560
1969-70	123	174	153	143	101	140	140	163	181	145	123	156	1,747	2,00,85,438

APPENDIX No. IV
BOMBAY FIRE BRIGADE

Types of Rescue	In Fires	In accidents.	Total
(1) Number of persons rescue alive with burns and/or injuries and subsequently recovered	212	356	568
(2) Number of persons rescue alive with burns and/or injuries but subsequently died	49	130	179
(3) Number of human lives lost before arrival of the Brigade ...	8	91	99
(4) Number of casualties amongst Fire Service Personnel ...	13	...	13
(5) Number of animal lives rescued	23	23

APPENDIX No. V
BOMBAY FIRE BRIGADE

Fire Risk Covered :

(a) Textile, Woollen, Silk and artificial Silk (Rayon etc. Mills)	165
(b) Ginning Mills
(c) Cotton Presses	16
(d) Oil Mills	24
(e) Petrol and Oil Storages and refineries	182
(f) Match factories, fireworks and explosives manufacturers	3
(g) Explosives stores	20
(h) Processes involving dangerous petroleum products	8
(i) Cinematograph films, Celluloid Plastics and Bakelite Works	270
(j) Timber and wood working paper manufacture	247
(k) Chemical Works	159
(l) Gas and Electricity Undertaking	19
(m) Docks, Railways, Air-Port installations	21
(n) Warehouses, Goods Yards, Goods Sheds	339
(o) Manufacture of Rubber Goods	128
(p) Manufacture of other goods	526

Water Facilities :

(1) Hydrants and approximate capacity	11,676
(2) Water ponds	30
(3) Refilling Places	24
(4) Wells, Rivers and Canals	764
(5) Other facilities like static tanks, storage tanks, etc.	135

AND
Sea Water
around the
island of
Bombay.

APPENDIX No. VI.

Brief details of Serious House Collapses during the year 1969-70—

Date and Time	Place	Business	CASUALTIES		Details
			Death	Injury	
13-4-1969 07-12 hours.	341, Sardar Vallabhbhai Patel Road, Nagindas Building.	Private.	1	1	Portion of the floorings of the rooms on 3rd and 2nd floors of a six floored brick walled timber framed structure about 15×15 metres gave way injuring two persons. One of the injured persons was removed to hospital but subsequently died.
2-7-1969 07-14 hours.	Kamal Niwas, Wanjiwadi, Mahim.	...	1	1	Wooden staircase and sanitary blocks on the rear side of the four floored brick walled and timber framed building totally collapsed. About 30 to 40 persons were stranded on upper floors and two persons trapped under the debris. Two trapped persons were rescued by clearing the debris and persons stranded on the upper floors of the building were rescued by using ladders. One of the buried persons was rescued alive and other found dead. They were removed to K. E. M. Hospital in Brigade Ambulance.
3-7-1969 05-02 hours.	343, B. D. Bhatwadi, O. f. Kalbadevi Road.	Private.	...	6	Entire portion of wall and floorings on south entire side along with portion of roof of a five floored brick walled timber framed structure collapsed entrapping six persons under the debris. Five persons were extricated by Fire Brigade, rendered first-aid and removed to G. T. Hospital in Brigade Ambulance. One person got out before arrival of Fire Brigade.
7-8-1969 14-25 hours.	93, Kika Street	...	1	...	Entire north-western portion of a five floored, brick walled timber framed structure entrapping one person under the debris. The dead body was recovered from the debris and handed over to Police. The overhanging dangerous portion of the collapsed building had to be pulled down with the help of the building department.
23-9-1969 07-03 hours.	137, Sagra Manzil, Hira Street.	...	4	9	The entire southern and rear portion of a five floored brick walled timber framed structure gave way entrapping thirteen persons underneath the debris. The persons buried under the debris were extricated by firemen and persons stranded on top floor were brought down by means of escape and hook ladders. The injured persons were removed to hospital in Brigade Ambulance.
16-10-1969 03-47 hours.	112-116 Saleman Building, Nishanpada Road.	Private.	2	2	The entire south west portion consisting of latrine and washing place and adjoining living room on each floor of a three storeyed cement concrete structure having fourth storey of the rear of third floor terrace, gave way trapping underneath the debris four persons. Trapped persons underneath the debris were rescued and removed to hospital in Brigade Ambulance.
7-1-1970 05-10 hours.	Khotwadi, Ferozshah Road, Srinagar (West) Bombay 54.	Private.	1	3	A brick wall portion of the ground floored timber framed building totally collapsed entrapping four persons under the debris. They were rescued by neighbours. First-aid rendered by Brigade and removed to hospital in Brigade Ambulance.
15-1-1970 13-11 hours.	Dawa Mills, Ferguson Road, Low Level Lower Parel, Bombay.	Hosiery and Textile manufacturing.	2	4	A ground floored R. C. C. structure about 15×6 metres being under construction and to be used as garage collapsed completely thereby injuring four persons and burying two persons to death. Two persons buried underneath the roof were extricated by firemen. Other injured persons were removed to hospital in Brigade Ambulance.

MUNICIPAL GARDENS

GARDENS (City)

During the year 1969-70 the name of the Victoria Garden has been changed as Veermata Jijabai Bhosle Udyan. The Department maintained 170 sites consisting of 64 gardens, 70 recreation grounds, 3 gardens attached to Municipal Buildings, 7 fountains, 11 traffic islands, 6 Band Stands, 5 Box hedges, and 4 statues.

22 New sites and 11 traffic islands were developed into gardens during the year under report.

Veermata Jijabai Bhosle Udyan

Veermata Jijabai Bhosle Udyan continued to remain an attraction to the visitors of Bombay. Cages and fencings have been painted. Animals and Birds were added to the Zoo according to the requirements. Botanical specimen were supplied to the colleges and Institutions free of charges and facilities were given to the batches of students for study in the Garden.

ZOO SECTION

Total Number of Live Stock

Description		For Display	Laboratory Animals
(1) Mammals	...	211	286
(2) Birds	...	602	...
(3)	...	56	...

Increase during the year

Description	Mammals	Birds	Reptiles	Laboratory Animals
(1) Born	11	103	...	1006
(2) Gift	10	36	6	171
(3) Purchased	4	29	...	Nil

Decrease during the year

Description	Mammals	Birds	Reptiles	Laboratory Animals
(1) Died	34	38	19	3
(2) Sold	1	12	Nil	760
(3) Fed to Snakes	Nil	47	Nil	321
(4) Escaped	Nil	Nil	Nil	Nil
(5) Destroyed	Nil	Nil	Nil	Nil

135 Wild Animals Birds and reptiles were treated in Zoo Hospital. one Pony house was constructed 80% of the cages were painted. Ornamental grills have been fixed to pipe railings of all ferocious animals for the protection of the children. Elephant, Camel, Pony and boating rides were main attractions of the gardens.

Open Air Theatre

The Open Air Theatre was hired out to the public on reasonable rent on 77 occasions during the year. under report for dramas, social gatherings, and Tamashas etc., and it is becoming popular day by day.

Shri S. K. Patil Udyan

Shri S. K. Patil Udyan at Maharashi Karve Road is very well used throughout the year by the residents from Girgaum and Kalbadevi area. In the garden an open air theatre has been constructed and soon it will be thrown open to the children's association for dramatical and cultural purposes.

Sion Hill Fort Garden

Land Landscape Garden and fountain with water fall are the main attractive features of this garden. The Canteen has been started from 1st January 1970 for the facilities of public.

Dyaneshwar Udyan

The garden near Shivaji Park Sea Beach called the Dyaneshwar Udyan was thrown open to the public on 10th October 1970.

Games

Directed games were conducted at 3 main centres on Municipal Playgrounds by the private institutions who were given all the facilities by the department. All India Basket Ball and Boxing tournaments were conducted at the 2nd Peerkhan Street Municipal Playground. Maharashtra State Women's Council has also conducted directed games in many of the Municipal Gardens for the benefit of local children and they are giving very good service.

Schools

Municipal grounds, open spaces were also given to many Schools and other public Institutions for physical training activities and for their annual sports and tournaments.

Play Apparata and Lights

New play apparata and lights were provided in most of the gardens according to actual requirements and gardens were maintained in good condition. Three thousand three hundred and eighty five trees were planted on the Roadside in City.

Gardens (Suburbs)

39 gardens, 2 playgrounds, 1 Band Stand and one Traffic Island Garden were maintained in the Suburbs during the year under report. 5 New sites were also developed into gardens.

Juhu Park (Santa Cruz)

This is the main attraction of the Suburbanites provided with modern type of childrens play apparata. Besides, water cooler is installed for giving cold water to the public. All the play apparata were painted.

Lights and Play apparata

New lights and play apparata in most of the gardens have been provided according to the actual requirements.

2,316 Trees were planted on the Road sides in Suburbs and lawns in the various gardens in Suburbs were maintained properly and in good condition.

Gardens (Extended Suburbs)

Ten Gardens and one Statue and 1 Band Stand were maintained during the year under report. 2 New sites were developed into gardens. 850 trees were planted on the Road side and the gardens were maintained in good condition.

J. G. GARKHEL,
Suprintendent of Gardens.

VICTORIA AND ALBERT MUSEUM

The Museum Committee was constituted at the suggestion of the Hon. Shri Lumsden in 1855. The building was constructed subsequently and the Museum was renamed as Victoria and Albert Museum. It was declared open to the public on 2nd May 1872. On 1st October 1885 it was handed over to the Bombay Municipality (now Municipal Corporation of Greater Bombay). The exhibits are classified in different sections such as (1) Old -Bombay (2) Cottage Industries (3) Fine Arts (4) Armoury (5) Mythology and Religion (6) Ethnology (7) Pre-History (8) Fossils (9) Minerals and (10) Agriculture. Coin cabinet contains Ancient Indian Coins. Reference Library attached to the Museum contains books on Arts, Archaeology, Old-Bombay, History etc. The Museum remains closed on 8 important public Holidays and on every Monday. It was reserved for ladies, children and students of primary schools on every Wednesday and the admission was free to them as per the rules. Taking into consideration the inconvenience caused to the adult male visitors the rules have been modified and admission fee is charged on Wednesdays too with effect from 23rd April 1969. Thus admission fee of 5 paise is charged per visitor above 12 years of age on all the working days except Thursdays, when admission is free to all. *The Museum was kept closed to the public from 5th February 1970 for a period of two months as the work of repairs and painting was to be carried out. Necessary alterations are made in the windows of the Museum building in order to (1) check the nuisance of the public occupying window sills and damaging the plaster work, fittings etc. and (2) eradicate the nuisance of doves and crows taking shelter in the building and discharging excreta on the exhibits, show-cases and visitors etc. General rules regarding grant of permission to sketch, photograph the exhibits etc. were framed and got approved.

The details as regards the visitors, sale proceeds of Admission Tickets etc. are given below :-

Particulars	1968-69	1969-70
Total number of days when the Museum was kept open	... 303	259
Number of visitors.	... 5,95,143	5,45,135
Sale proceeds of Admission Tickets	Rs. 15,577.95	Rs. 15,193.10
Sale proceeds of Museum Brochures and other minor receipts	Rs. ...	Rs. 114.21
Fees for taking photographs of the exhibits.	Rs. 60.00	Rs. 60.00
Total expenditure ...	Rs. 45,425.25	Rs. 60,039.17

V. N. BARVE,
for Curator of Museum.

MUNICIPAL LIBRARIES

Out of the existing 23 Municipal Free Reading-rooms and Libraries the Library at Dadar was handed over to the Trustees of the People's Free Reading-room and Library on 1st July 1969 as desired by them. An additional Municipal Free Reading-room and Library was opened at the New Worli Municipal Market on 1st August 1969. Out of the total 23 Municipal libraries 16 libraries have been handed over to the Mumbai Marathi Granthasangrahalaya for management according to the Corporation Resolution No. 114 of 6th April 1965.

The remaining Libraries are directly under supervision of the Chief Librarian which are kept open from 7.30 a.m. to 11.00 a.m. and from 4.00 p.m. to 7.30 p.m. A reader can take the books for home reading against the deposit as per the rules in force. The Libraries remain closed on Mondays and eight important public holidays.

The details as regards books purchased, number of visitors, income, expenditure etc. during the year 1969-70.

		Municipal Free Reading-rooms and Libraries					
		City		Suburbs		Extended Suburbs	
		1968-69	1969-70	1968-69	1969-70	1968-69	1969-70
Books purchased	...	228	383	165	84
Cost of the Books	...	Rs. 1,048	1,940	724	370
Books received as donation	28*
Number of visitors	...	2,26,776	1,29,627	24,586	24,708
Income including Grant-in-aid received from Government	...	Rs. 924	850	423	528
Grant-in-aid received from the Govt.
Expenditure excluding payment made to the Mumbai Marathi Granthasangrahalaya	...	Rs. 71,387	71,416	7,558	9,110	1,016	...
Payment made to the Mumbai Marathi Granthasangrahalaya	...	Rs. 38,468	41,250	6,000	6,000	6,000	6,000

* The books are donated by Shri J. B. D'souza, Municipal Commissioner.

V. N. BARVE,
for Chief Librarian.

CENTRAL STORES

(1) *Purchase and issue of stores.*—The staff set-up of the Controller of Stores Office was re-organised during the course of the year and the re-organised set-up was put into effect from 1st August 1969. Under the new set-up, the total quantum of work of purchase, storage and issue was more or less equally allotted to 6 purchasing divisions each under one Purchase Officer. The purchase officers were made responsible for all the procedural details right from initiating the purchase till the issue of material, including inspection of supplies and stock control. A broad outline of the work handled by each purchase section is given below :—

Serial No.	Nature of work.	Prior to re-organisation	Purchase Section No.						Total	
			1	2	3	4	5	6		
1	Tenders invited	...	116	33	44	31	33	20	34	311
2	Quotations invited	...	153	53	32	82	38	9	31	398
3	Contracts awarded	...	193	135	24	51	39	15	56	513
4	Purchase orders placed	...	1819	37	79	378	91	...	133	2937

The average inventory level, and the average stock level in terms of months consumption were as under :—

	General Stores.	Capital Stores.	Line Suspense Account.	
Average inventory level	...	11,67,177.54	52,67,582.71	74,487.52
Average stock level in terms of months' consumption	...	2.155	7.225	33.313

During the year under report 68 notices were served on the suppliers who had defaulted either by failing to execute the contract, or failing to supply the ordered materials of a satisfactory quality. In most cases, the notices had the desired effect and the contractors complied with the requirements of the same. However, in 2 cases, risk and cost purchases were made, and in 5 cases, tender or contract deposits were wholly or partly forfeited. Besides, this, in cases where the suppliers failed to supply the materials within the stipulated delivery period, penalties were recovered from their bills.

(2) *Bills and accounts.*—During the course of the year, 3789 bills were received 24,236 indents were executed, 1,509.00 Sales m.m. for issue of materials for the contractors' works were issued.

(3) *Disposal of scrap etc.*—During the course of the year, scrap and unserviceable articles valued at Rs. 26,587 and obsolete and surplus materials valued at Rs. 1,81,662.76 were disposed off by sale.

(4) *Establishment.*—The total strength of the department during the year was 79 superior and subordinate and 41 labour staff. The total expenditure on the establishment during the year was Rs. 5,32,531.00. In addition Rs. 1,04,8-0.00 were spent on printing, stationery, advertisement, post age, service charges, property maintenance and miscellaneous expenditure. A total revenue of Rs. 34,584.03 was realised by way of forfeiture of tender deposits, rentals, sale of tender forms, legal charges, etc.

Statement 'A' showing Stores transactions and Statement 'B' giving details of major categories of stores, during the year under report, are appended.

K. S. PESINA.
Controller of Stores.

APPENDIX 'O'

Statement 'A' showing Stores Transactions during the year 1969-70.

Particulars	CENTRAL STORES			
	Capital Stores	General Stores	Line Suspense Account	Total of Columns 2, 3 & 4
(1)	(2)	(3)	(4)	(5)
	Rs.	Rs.	Rs.	Rs.
Value of Stores on hand on 1st April 1969.	61,99,910.16	9,34,202.20	87,744.80	72,20,857.16
Value of stores received including transfers during 1969-70 ...	68,93,813.70	69,63,851.04	2,320.31	1,38,47,985.05
Total ...	1,30,83,723.86	78,98,053.24	89,065.11	2,10,70,842.21
Less—Value of stores issued including transfer during 1969-70 ...	87,48,468.59	64,97,900.37	25,834.87	1,52,73,203.83
Balance on 1st April 1970 ...	43,35,255.27	14,00,152.87	62,230.24	57,97,638.38
Average Annual Inventory ...	52,67,582.71	11,67,177.54	74,487.52	65,09,247.77
Ratio of average inventory level to average monthly issue	7.225	2.155	33.313	5.114

K. S. PESINA,
Controller of Stores.

APPENDIX "O"

Statement "B" showing the details of stock held on 31st March 1969 and 1970 at Central Stores.

Particulars	Balance on 1-4-1969		Receipt during the year 1969-70		Total		Issued during the year 1969-70		Balance on 1-4-1970		Average Inventory		Average monthly consumption		Average Inventory level in terms of months	
	Rs.	P.	Rs.	P.	Rs.	P.	Rs.	P.	Rs.	P.	Rs.	P.	Rs.	P.	Rs.	P.
CAPITAL ACCOUNT																
(1) Cement	4,41,248.29		35,43,523.79		39,84,772.08		37,54,995.41		2,29,776.67		3,35,512.48		3,12,916.28		1.072	month.
(2) C. I. Pipes, Manholes, Hydrants Water and Drainage castings, etc.	43,23,636.40		16,35,635.69		59,59,272.09		26,12,787.22		33,46,484.87		38,35,060.64		2,17,732.27		17.614	..
(3) M. S. Round Bars, Flats, Plates, C. I., G. I., Black Sheets, S. P. Tanks, etc.	8,87,981.10		1,11,061.08		9,99,042.18		9,29,014.14		70,028.04		4,79,004.57		77,417.85		6.187	..
(4) Pipes, Stoneware and Hume	6,078.79		17,090.01		23,168.80		12,058.75		11,110.05		8,594.42		1,004.90		8.560	..
(5) Galvd. Pipes and Fittings	2,89,907.51		10,33,065.42		13,22,972.93		9,30,621.75		3,92,351.18		3,41,129.35		77,551.81		4.399	..
(6) Lead Pig and Lead Wool and Lead Pipes	2,20,546.18		4,20,380.26		6,40,926.44		3,91,604.08		2,49,322.36		2,34,994.27		32,633.67		7.199	..
(7) Asbestos sheets, Pipes and fittings	30,511.89		1,23,057.45		1,53,569.34		1,17,387.24		36,182.10		33,347.00		9,782.27		3.409	..
LINE SUSPENSE ACCOUNT																
(8) Water Works Castings on the line	86,744.80		2,320.31		89,065.11		26,834.87		62,230.24		74,487.52		2,236.24		33.313	..
GENERAL ACCOUNT																
(9) Spindle Brass and Fittings	1,62,807.97		2,70,678.37		4,33,486.34		2,52,670.22		1,80,816.12		1,71,812.05		21,055.85		8.160	..
(10) Meter Parts	Nil.		Nil.		Nil.		Nil.		Nil.		Nil.		Nil.		Nil.	..
(11) Bolts, Nuts, Rivets, Nails, Washers and Hardwares, etc.	28,463.45		1,67,988.55		1,96,452.00		1,29,167.16		67,284.84		47,874.15		10,763.93		4.448	..
(12) Brooms Goa, Date and Brushes	24,641.66		1,72,423.66		1,97,065.32		1,76,954.90		20,110.42		22,376.04		14,746.24		1.517	..
(13) Cables and Wires	21,416.69		1,13,258.83		1,34,675.52		73,381.53		61,293.99		41,355.34		6,115.13		6.756	..
(14) Elec. accessories, bulbs, fans, Electrodes, Dry Cells, etc.	61,194.39		3,91,162.77		4,52,357.24		3,77,251.94		75,105.30		68,149.85		31,437.66		2.168	..
(15) Files and Rasps	1,616.39		4,437.47		6,053.83		3,483.57		2,570.26		2,093.33		290.30		7.218	..
(16) Oil Castors, Coconut, Sweet, Kerosene, Grease, Lubricating, etc.	32,608.39		2,33,162.36		2,65,770.74		2,54,801.96		10,968.78		21,788.59		21,233.50		1.026	..
(17) Timber, ladders, shaft Bhendiwood, Nowghani Poles, Plywood Sheets, etc.	3,375.56		13,885.10		17,260.66		13,525.36		3,735.30		3,555.43		1,127.11		3.154	..
(18) Clothing	2,30,527.05		24,47,830.25		26,78,357.30		22,53,091.19		4,25,266.11		3,27,896.58		1,87,757.60		1.746	..
(19) Disinfectants, Tropical Chloride, Cleaning Powder, etc.	27,612.88		4,07,023.76		4,34,645.64		3,98,081.88		36,563.76		32,092.82		33,173.49		0.967	..
(20) Tools, Machinery, Foot rules, spanners, drills, saws, Auger screws, etc.	12,199.26		82,013.19		94,212.38		61,172.26		33,040.12		22,619.69		5,097.69		4.437	..
(21) Soap and Soda	10,809.71		3,78,172.05		3,88,981.76		3,64,065.79		24,915.97		17,862.84		30,338.82		0.589	..
(22) Baskets Cane, Bamboo and Wooden	12,409.55		1,80,596.23		1,93,005.80		1,85,193.36		7,812.44		10,111.00		15,432.78		0.655	..
(23) Buckets, Dust-bins, Ghamellas Enamelware, Hurricane Lanterns Glassware, etc.	87,694.38		4,57,979.74		5,45,674.12		3,81,581.53		1,64,092.59		1,25,893.49		31,798.46		3.959	..
(24) Hose rubber, belting canvas	29,999.37		2,75,465.14		3,05,464.53		2,45,887.98		59,576.55		44,787.96		20,490.66		2.186	..
(25) Wires, Brass Rods, Copper Sheets zinc sheets, etc.	12,922.02		2,61,960.69		2,74,882.71		1,91,206.01		83,676.70		48,299.36		15,933.83		3.031	..
(26) Leather Hides, Chamois, Chappals Plungers, Boots and Other leather articles	11,298.30		1,75,515.56		1,86,813.86		1,45,855.86		40,958.00		26,128.15		12,154.66		2.150	..
(27) Coir goods, cotton goods, yarn spun, waste cotton, packing asbestos etc.	16,178.72		2,20,402.68		2,36,581.40		2,01,865.75		34,715.65		25,447.19		16,822.15		1.513	..
(28) Paints, Powders, Linseed Oils and Turpentine	81,672.91		1,27,617.75		2,09,290.66		1,77,253.69		32,036.97		56,854.94		14,771.14		3.949	..
(29) Locks of sorts	6,018.25		67,064.90		73,083.15		47,621.68		25,461.47		15,789.86		3,968.47		3.967	..
(30) Miscellaneous articles (Polish,) Candles, Glue, Gum, Tiles, Powras, Showels, Typewriters, etc.	58,726.30		5,15,211.98		5,73,938.28		5,63,786.75		10,151.53		34,438.92		46,982.23		0.733	..
Total	72,20,857.16		1,38,49,985.05		2,10,70,842.21		1,52,73,203.83		57,97,638.38		65,09,247.77		12,72,766.99		5.114	

K. S. PESINA.
Controller of Stores.

LICENCE DEPARTMENT

Licence Department functions in various wings *viz.*, (1) Licence Section (2) Encroachment Section (3) Stall Board etc. Projections Section (4) Advertisement Section, and (5) Shops and Establishments Section and deals with Sections 394, 412A, 393, 313(1), 313A, 313B, 314, 328, 328A of the Bombay Municipal Corporation Act, the Bombay Shops and Establishments Act 1948 Payment of Wages Act 1936, Minimum Wages Act 1948 and Workmen's Compensation Act 1923.

(1) LICENCE SECTION

This Section issues licences under Section 394, 412A and 393 of the Bombay Municipal Corporation Act with a view to regulate the storages of hazardous and combustible commodities, trades steam whistles and steam trumpets on recovery of fees as per the Schedule sanctioned by the Corporation *vide* C. R. No. 72 of 2nd May 1967 and 2087 of 11th March 1968. Development control Rules are being applied in cases where the storages and trades have come up on or after 1st of April 1963.

Licences under Section 394 for commodities and trades Controlled by H. O.—H. O.'s Department was finalising the cases of grant of licences to the commodities and trades controlled by that department upto the stage of verification of quantity or area and enforcement of requirements. Thereafter the Inspectors from the Licence Section were visiting the premises and issuing I. R. demanding the requisite fees from the party. This practice was stopped from 1st March 1969. Thereafter H. O.'s Department not only finalises the quantity or area and see that the requirements are carried out, but also demands the fees, on receipt of which the licence department issues the licences.

Total number of licences issued during the last 3 years under sections referred to above is shown in Appendix 'A'.

(2) ENCROACHMENT SECTION

This Section functions with double purpose of controlling hawkers and squatters by licensing under Section 313A and B of the Bombay Municipal Corporation Act and removing unauthorised hawkers on the roads and footpaths under Section 314 with the help of the Encroachment removal lorries.

Total No. of licences issued to hawkers and squatters is shown in Appendix B.

Auction sales.—During the year 2,069 auction sales of the articles seized by the Encroachment removal staff but not redeemed by the parties were held, out of which 76 were in respect of non-perishable goods and 1,993 in respect of perishable goods. Amount of Rs. 26,003.79 was realised as auction sale proceeds as against Rs. 23,242.04 last year.

(3) STALL BOARD ETC., PROJECTION SECTION

This section deals with issue of licences for erection of various types of projections *viz.*, Stall Board, W. F., O. H. A., Show cases, steps, cupboards etc., under Section 313(1) of the Bombay Municipal Corporation Act. Total number of licences issued and the amount realised by way of licence fees during the year is given in Appendix 'C'.

(4) ADVERTISEMENT SECTION

This Section enforces Sections 328, 328A of the Bombay Municipal Corporation Act and thereby regulates various types of advertisements in Greater Bombay.

Total number of permits issued during the last 3 years is shown in Appendix 'D'.

(5) SHOPS AND ESTABLISHMENT SECTION

This Section administers Bombay Shops and Establishments Act 1948, Payment of Wages Act 1936, Minimum Wages Act 1948 and Workmen's Compensation Act 1923.

The total number of establishments registered under Section 7 of the Bombay Shops and Establishments Act 1948 is given in Appendix 'F'.

The number of complaints pending at the close of the previous years, received and investigated during the year and pending at the end of the year is shown in Appendix 'G'.

A statement showing number of prosecutions launched, fines inflicted etc., during the preceding year and the year under report is shown in Appendix 'H'.

Financial.—The Government sanctioned a total grant-in-aid of Rs. 3,03,459 for the year 1969-70 as part of expenditure towards administration of the Bombay Shops and Establishments Act 1948, during the year 1968-69. Out of the above grant, a share of Rs. 2,53,664 was allocated for City (Budget 'A' Division I), Rs. 39,095 for Suburbs (Budget 'A' Division II) and Rs. 10,700 for Extended Suburbs (Budget 'A' Division III). The income by way of registration etc., fees for the year 1969-70 was Rs. 2,31,941.60 for City, Rs. 53,712.34 for Suburbs and Rs. 30,994.90 for Extended Suburbs. The figures of income for the previous year were Rs. 4,56,518.68 and Rs. 1,00,740.74 and Rs. 54,999.27 for City, Suburbs and Extended Suburbs respectively. The expenditure on account of the administration of the Bombay Shops and Establishments Act 1969-70 was Rs. 5,67,416.82 for City, Rs. 1,52,996.05 for Suburbs and Rs. 78,503.90 for Extended Suburbs (exclusive of Provident Fund and leave contributions and supervision charges).

Payment of Wages Act 1936.—The number of complaints received and disposed of during the year is shown in Appendix I. During the year under report one case was filed under the Act and the same was decided during the year and no case is pending at the close of the year.

Minimum Wages Act, 1948.—The total number of visits paid to the establishments covered under the Act for the enforcement of the Act during the year under report are as under :—

Category	City	Suburbs	Extended Suburbs
Shops	5,194	1,300	834
Commercial Establishments	2,133	265	230
Restaurants and Eating Houses	783	543	245
Theatres	1	2	2
Total	8,111	2,110	1,311

As a result of intervention of the Inspector of this Section, an amount of Rs. 28,010.14 was distributed to 648 employees from City, Rs. 368.50 to 4 employees from Suburbs and Rs. 460 to 5 employees from Extended Suburbs by way of increase in wages, difference, etc. The number of complaints received and disposed of during the year is shown in Appendix J. During the year under report, only one court case was filed under the Minimum wage Act and which was pending in the court however resulted in acquittal.

Workmens' Compensation Act, 1923.—During the year under report, no establishment was visited for the above purpose.

(6) PROSECUTIONS

During the year under report 6,873 prosecutions were launched for the offences against the provisions of Sections 394, 412A, 328 and 328A of the Bombay Municipal Corporation Act. The details thereof along with the details of the preceding two years are given in Appendix 'E'.

(7) MASS RAIDS

During the year 19 Mass Raids were taken and the results thereof are shown in Appendix 'K'.

(8) PUBLICATIONS

- (1) A "Guide for licensing of storage and trades *vis-a-vis* Development Control Rules.
- (2) Policy and Procedure for Advertisement permits. The above publications are for the guidance of staff for administrative convenience.
- (3) Citizens' questions on Licences, Advertisements Hawkers by the Municipal Corporation of Greater Bombay.

(9) GENERAL

Renewal of licences under section 394, 412A and 313A (Stall Board etc., projections) was done during the month of April 1969 as per the usual practice.

C. K. PATEL
Superintendent of Licences.

APPENDIX 'A'

Statement showing the No. of licences and permits issued and fees recovered in the years 1967-68 to 1969-70.

Particulars	NO. OF LICENCES AND PERMITS									AMOUNT OF FEES REALISED								
	CITY			SUBURBS			EXTENDED SUBURBS			CITY			SUBURBS			EXTENDED SUBURBS		
	1967-68	1968-69	1969-70	1967-68	1968-69	1969-70	1967-68	1968-69	1969-70	1967-68	1968-69	1969-70	1967-68	1968-69	1969-70	1967-68	1968-69	1969-70
(1) Commodities and trades including milk and its products (Section 394 and 412 A) ...	45,493	45,319	38,604	11,227	11,179	12,567	5,116	5,187	5,807	25,02,043.93	2,94,912.50	25,76,146.82	11,68,102.52	8,34,519.00	9,70,767.26	4,67,910.52	6,11,480.00	6,37,233.99
(2) Blowing steam whistle (Section 393) ...	53	53	52	31	31	33	8	8	11	1,510.00	1,530.00	975.00	630.00	625.00	1,403.35	82.50	85.00	360.00
(3) Factory permits (Section 390)
Total ...	45,546	45,372	38,656	11,258	11,210	12,600	5,124	5,195	5,818	25,03,553.93	25,90,659.50	25,77,121.82	11,68,732.52	8,35,144.00	9,72,190.61	4,67,993.02	6,11,565.00	6,37,593.99
(4) Transfer of fees (Section 394 and 412 A) ...	681	703	976	149	151	269	53	56	135	7,872.50	8,055.50	9,999.50	2,003.25	2,105.00	2,792.50	582.50	575.00	1,383.00
Grand Total ...	46,227	46,075	39,632	11,407	11,361	12,869	5,177	5,251	6,053	25,11,426.43	25,98,715.00	25,87,121.32	11,70,735.77	8,37,249.00	9,74,983.11	4,68,575.52	6,12,140.00	6,38,976.99

APPENDIX 'B'

Statement showing the number of Hawkers Licences issued and amount of fees collected during the years 1967-68 to 1969-70.

Description	Year	No. OF LICENCES ISSUED			AMOUNT OF FEES COLLECTED		
		City	Suburbs	Extended Suburbs	City	Suburbs	Extended Suburbs
					Rs.	Rs.	Rs.
(1) Squatter's fees collected in the reserved areas (under Section 313).	1967-68 ...	56,499	6,381	138	10,35,167.33 (Total revenue of items 1 & 2)	2,54,159.29	20,785.50
	1968-69 ...	56,581	6,403	141	13,07,124.00 (Total revenue of items 1 & 2)	2,56,870.00	34,505.00
	1969-70 ...	55,432	5,931	215	10,47,637.62 (Total revenue of items 1 & 2)	1,95,361.51	1,29,434.35
(2) Fees received from itinerant hawkers licences (under Section 313-A).	1967-68 ...	14,472	5,656	204	...	61,273.20	21,005.10
	1968-69 ...	14,379	5,217	159	...	60,195.00	22,230.00
	1969-70 ...	13,935	5,109	184	29,912.75	51,144.90	17,695.50
Total of items land 2 ...	1967-68 ...	70,971	11,437	342	10,35,673.33	3,15,472.49	41,790.60
	1968-69 ...	70,960	11,620	340	13,06,124.00	3,17,065.00	56,735.00
	1969-70 ...	69,367	11,040	359	10,77,550.37	2,46,506.41	1,47,129.85
(3) Recovery of expenses (under Section 490) for removal of Encroachments under Section 314.	1967-68	2,99,834.45	40,735.90	20,988.45
	1968-69	3,20,795.00	42,135.60	22,835.00
	1969-70	3,06,835.05	70,343.50	19,597.00
Final Total ...	1967-68 ...	70,971	11,437	342	13,35,001.78	3,56,208.39	62,779.05
	1968-69 ...	70,960	11,620	340	16,26,919.00	3,59,200.00	79,570.00
	1969-70 ...	70,367	11,040	399	13,84,385.42	3,16,849.91	1,66,726.85

APPENDIX 'C'

Statement showing the number of licences issued in respect of Stall Board, etc., projections in City, Suburbs and Extended Suburbs during the year 1969-70

	No. OF LICENCES ISSUED			AMOUNT OF FEE RECOVERED		
	City	Suburbs	Extended Suburbs	City	Suburbs	Extended Suburbs
				Rs.	Rs.	Rs.
	30,925	1,276	293	14,01,117.75	56,796.23	11,522.45

APPENDIX 'D'

Statements showing the number of permits for advertisements issued and amount of fees collected during the year 1967-68 to 1969-70 under Section 328, 328A.

Particulars	NUMBER OF ITEMS									AMOUNT OF FEES (INCLUDING COMPOSITION)								
	CITY			SUBURBS			EXTENDED SUBURBS			CITY			SUBURBS			EXTENDED SUBURBS		
	1967-68	1968-69	1969-70	1967-68	1968-69	1969-70	1967-68	1968-69	1969-70	1967-68	1968-69	1969-70	1967-68	1968-69	1969-70	1967-68	1968-69	1969-70
									Rs. P.	Rs. P.	Rs. P.	Rs. P.	Rs. P.	Rs. P.	Rs. P.	Rs. P.	Rs. P.	
(1) Wall posters hoardings and boards ...																		
(2) Movable boards and land-covers ...																		
(3) Illuminated advertisements & skysigns ...	6,601	6,695	7,218	1,337	1,349	1,872	457	489	387	8,00,816.87	8,26,751	13,31,843.40	2,30,355.74	1,96,588	2,49,488.54	49,414.20	41,740	44,564.45
(4) Non-illuminated sky-signs ...																		
(5) Wall Paintings ...																		
(6) Ground rent ...																		
Total ...	6,601	6,695	7,218	1,337	1,349	1,872	457	489	387	8,00,816.87	8,26,751	13,31,843.40	2,30,355.74	1,96,588	2,49,488.54	49,414.20	41,740	44,564.45

APPENDIX-E

Statement showing the number of prosecutions launched during the year, 1967-68 to 1969-70.

Year	Offence under Section	No. of cases remaining undischarged at the close of the year			Total No. of cases instituted			No. of cases withdrawn on compliance of law			No. of cases which resulted in conviction			Amount of fines inflicted			No. of cases which resulted in acquittal			No. of cases remaining undischarged at the close of the year		
		City	Suburbs	Extended Suburbs	City	Suburbs	Extended Suburbs	City	Suburbs	Extended Suburbs	City	Suburbs	Extended Suburbs	Rs. P.	Rs. P.	Rs. P.	City	Suburbs	Extended Suburbs	City	Suburbs	Extended Suburbs
1967-68	394	923	1,473	466	1,745	1,058	569	412	369	204	905	617	264	1,06,325.00	83,700.00	53,850.00	69	18	39	1,282	1,527	524
1968-69	...	539	305	456	2,263	1,025	650	310	204	70	854	345	282	1,16,825.00	60,900.00	56,670.00	39	5	13	1,648	726	738
1969-70	394	425	668	324	2,986	779	643	764	146	53	936	424	153	2,34,150.00	84,500.00	1,03,955.00	68	11	05	1,853	879	692
1967-68	412A	17	4	100.00	13
1968-69
1969-70	412A	...	107
1967-68	328 & 328A	1,322	90	11	894	663	30	1,307	165	4	485	174	12	4,210.00	2,210.00	250.00	34	300	414	25
1968-69	...	137	55	24	1,158	1,324	67	479	236	8	297	220	36	4,168.00	3,03.00	550.00	60	381	825	46
1969-70	...	202	820	05	1,114	338	48	401	165	9	174	63	14	1,557.00	1,452.50	300.00	5	1	...	598	929	30
1967-68	313(1)
1968-69	...	25	130	14	75	1,120.00	48
1969-70	4	594	109	62	67	...	8	299	39	15	4,725.00	535.00	310.00	211	70	43

APPENDIX 'F'

Category	City	Suburbs	Extended Suburbs
Shops	59,948	18,453	8,134
Commercial Establishments	28,848	2,557	3,276
Residential Hotels	305	62	21
Restaurants and Eating Houses	5,606	1,820	841
Theatres etc.	75	20	12
Total ...	94,782	22,932	12,284

APPENDIX 'G'

No. of complaints	City	Suburbs	Extended Suburbs
Pending at the close of the previous year	37	11	5
Received during the year	1,193	227	80
Investigated during the year	1,153	229	82
Pending at the end of the year	77	9	3

APPENDIX 'H'

Year	Cases pending from the previous year	Cases filed	CASES DISPOSED OF					Total	Cases pending at the close of the year	Fines	Average fine per case
			Convictions	Withdrawals	Acquittals	Abated	Warned and discharged				
City									Rs.	Rs.	
1968-69...	2,374	8,559	6,009	11	10	1	...	6,031	4,902	2,53,664	42.78
1969-70...	4,902	6,750	7,837	25	26	7,888	3,764	2,76,521	35.28
<i>Suburbs</i>											
1968-69...	469	1,451	1,128	4	2	1,114	776	39,095	34.35
1969-70...	776	1,542	1,460	4	1	1,465	853	50,250	34.41
<i>Extended Suburbs</i>											
1968-69...	112	359	382	2	384	67	10,700	28.00
1969-70...	87	589	456	456	220	14,355	31.48

APPENDIX 'I'

Complaints	City	Suburbs	Extended Suburbs
Pending at the close of the previous year	1	1	1
Received during the year	170	27	14
Disposed of during the year	169	26	15
Pending at the end of the year	2	2	...

APPENDIX 'J'

Complaints	City	Suburbs	Extended Suburbs
Pending at close of the previous year	3	2	...
Received during the year	58
Investigated during the year	59	2	...
Pending at the end of the year	2

APPENDIX 'K'

Statement showing the results of 19 mass-raids taken during the year 1969-70.

Serial No.	Under Section	Total Number of Premises inspected	Total Number of licences	No. of cases in which infringements were detected	No. of new cases detected
1	394	2,173	1,220	59	398
2	313	870	595	72	250

Under Section 313-A

(Mass-raids for removal of unauthorised encroachments and projections on foot-path)

1. No. of items including hand-carts removed as encroachments: (92), loaded Hand carts 18 Empty Hand Carts, 18 Sugar Cane Crushers , items 1963.

Under Section 328 and 328A

1. Total No. of advertisements detected: 2,031

APPENDIX 'L'

	City	Suburbs	Extended Suburbs
Shops and Establishments Act
Minimum Wages Act

MARKETS DEPARTMENT

(CITY)

Dr. V. Periyar, G.B. v. C. continued to hold the office of the Superintendent of Markets and Slaughter Houses during the year 1969-70.

(1) **Markets.**—In all there were 44 Markets in the City, 30 Municipal and 14 Private Markets (licensed by the Municipal Corporation of Greater Bombay). The licence fees recovered from the owners of these private markets amounted to Rs. 79,000 as against Rs. 87,088 during the previous year.

(2) **Outside Shops.**—There were 198 (194 meat and 4 fish) outside shops in the City licensed by the Municipal Corporation in addition to meat and fish stalls in Municipal and Private Markets, for sale of mutton, beef, pork and fish. The licence fee realised was Rs. 20,400. In all 81 licences were issued to parties for the sale of imported meat, refrigerated meat, frozen fish, Ham, Bacon and Sausages and the licence fee realised was Rs. 7,625.

(3) **Scale-shed.**—During the year under report the total fees collected at the Scale-shed at Mahatma Jyotiba Phule Market amounted to Rs. 13,28,636 as against Rs. 12,25,310 during the previous year.

(4) **Fish Season.**—During the year under report, the total quantity of fish brought to the Markets was about 41,341 Metric tons as against 36,769 Metric tons during the previous year. The arrival of fish was normal during the year.

(5) **Cold Storage Facilities.**—The cold storage plant at Mahatma Jyotiba Phule Market continued to meet the requirements of preservation of fish, vegetables, fruits, meat, eggs, milk and milk products etc. The plant consisted of 3 chambers, one for storing fish at 28°F to 31°F, one for mutton, at 30°F to 37°F and one for vegetables etc., at 35°F to 40°F. The plant is worked by the FREON 12 system with four wasting House condensing units and direct expansion coolers. OZONE generator for deodorising and disinfecting bacteria in chambers is also provided.

The approximate quantity of perishable goods deposited and amount realised by way of fees, at the Coldstorage during the year under report were as under :—

Commodity	Quantity deposited		Amount realised	
	1968-69	1969-70	1968-69	1969-70
	Kgs.	Kgs.	Rs.	Rs.
Fish	9,21,500	6,15,400	34,023.00	33,886.00
Fruits and Vegetable	14,80,300	16,60,200		
Mutton	2,14,800	2,04,500		
Eggs	6,21,500	6,25,200		
Milk and Milk Products	3,12,100	2,84,050		

The Mutton and Fish Sections of the Cold Storage were not working satisfactorily even though repaired and hence there was no appreciable increase in the income.

(6) **Receipts.**—The total receipts during the year amounted to Rs. 94,47,796 as against Rs. 86,08,207 during the previous year. The increase in the total receipts is due to opening of a New Municipal Market at Adarshnagar, Worli and on account of improved receipts under various items of fees.

(7) **Stalls and spaces in Markets.**—In all Markets in the City there were 4,407 regular stalls provided for sale of different commodities such as flowers, fruits, vegetables, fish, mutton, beef, pork, poultry, eggs etc. The stalls continued to be well occupied throughout the year. In addition to these regular stalls there were about 488 spaces in the Municipal Markets in the City provided for persons doing day to day business. Spaces provided for on daily payment basis also were continuously occupied throughout the year.

(8) All Markets including private markets were regularly supervised. The Veterinary officers and qualified Public Health (Sanitary) Inspectors, carried out the work of inspection of articles of food, such as meat, fish, fruits, vegetables etc., with a view to prevent the exposure of unwholesome food articles for sale of human consumption. During the year under report 2,59,609 Kilograms of unwholesome food articles in the aggregate were destroyed.

(9) **Surprise Raids.**—Surprise raids to detect the smuggling and unauthorised slaughter of animals and also the import and sale of contraband meat were carried out by the staff specially appointed for this purpose. During the year 58,005 Kilograms of contraband meat was seized and destroyed. In all 1,274 seizures were effected in different parts of the city and 1,161 prosecutions were instituted. The fine imposed amounted to Rs. 36,728. The amount realised by selling seized animals and skin etc., was Rs. 11,229. In addition to this an amount of Rs. 2,370 was recovered by way of penalty from the different parties, who were found importing animals into the city without requisite permits.

SLAUGHTER HOUSES

(10) Two main Municipal Slaughter Houses viz., one at Bandra for slaughter of Horned cattle, buffaloes sheep and goats and other at Sane Guruji Marg for slaughter of pigs were continued to be operated during the year. The slaughtering chamber at Sheep Market at N. M. Joshi Marg, meant for slaughter of sheep and goats for religious purposes, was continued during the year to meet the demands from the public. The Jhatka Slaughter House at Sane Guruji Marg, which was owned privately and licensed by the Corporation was also in operation during the year as usual. The revenue derived from the source amounted to Rs. 28,92,696 as against Rs. 26,09,074 during the previous year.

Licences granted for slaughtering of frogs at Dharavi were further renewed during the year.

(11) The main Slaughter House at Bandra being old and outdated, New Modern Slaughter House was under construction at Deonar and was expected to be commissioned next year.

(12) The number of animals brought to the fair ground at Bandra Slaughter Houses and at Pig Slaughter House at Sane Guruji Marg and the number of animals slaughtered at both the places, were as under :—

Year	Animals brought to the fair ground at Bandra Slaughter House and Pig Slaughter House at Sane Guruji Marg					Animals slaughtered				
	Buffaloes	Horned cattle	Sheep and goats	Pigs	Piglings	Buffaloes	Horned cattle	Sheep and goat	Pig	Piglings
1968-69 ...	11,519	76,188	22,44,088	10,878	52	11,329	75,165	14,05,976	10,525	43
1969-70 ...	10,914	65,199	23,39,381	10,035	33	10,896	65,223	14,15,937	9,848	31

(13) Government veterinary Staff as usual inspected the horned cattle and buffaloes in the Slaughter House as per the provisions of the Animal Preservation Act. Animals intended for slaughter were subjected to proper ante-mortem and post-mortem inspections by qualified veterinary staff. Unwholesome meat detected was seized and destroyed by the staff of the Slaughter Houses.

(14) The principal causes of ante-mortem rejection of animals were Emaciation, Exhaustion, Pregnancy sheep-pox, foot rot, Actinomycosis, Lenkenria, John's disease, Jaundice and Febrile conditions, diarrhoea and other diseases of infectious nature, rendering meat unfit for human consumption. In case of buffaloes and horned cattle most of rejections were due to animals being young and fit for breeding, milch, farm or cart purposes.

(15) The main causes of post-mortem condemnation were Cysticercus bovis, liver fluke, Abscesses, Bruises, Sarcocystis, Hydatidosis and other parasitic and Nodular infections of liver and lungs. The cause for rejection of pigs were Tuberculosis, Cysticercus, Cellulose, Bruises, Hydatidosis etc.

(16) The approximate weight of dressed carcass meat of buffaloes and cattle was 15,768.6 Metric tons, that of sheep and goats 14,15.37 Metric tons and that of Pigs 246.00 Metric tons. Most of this meat produced was for meeting the demand in the city. The quantity of the meat rejected and destroyed as unfit for human consumption was 28.4 Metric tons of beef, 15.00 Metric tons of mutton and 5.4 Metric tons of pork which worked out to 0.018, 0.106 and 2.2 per cent respectively of the total meat.

(17) Lectures and Demonstrations on Food Inspection Meat Hygiene etc., were given to Medical and Veterinary students of different Medical and Veterinary Colleges and also to the students preparing for Public Health Inspectors' Examination from Municipal Corporation of Greater Bombay and Local Self Government Institute.

(18) During the year under Report, the representatives of the World Bank and WHO of UNO visited the new abattoir under construction and have expressed satisfaction of the progress of the project.

V. PERIYAN,
Superintendent of Markets
and Slaughter Houses

APPENDIX 'A'

Statement showing the receipts under different items during the year 1969-70 and the previous year.

Serial	1968-69	1969-70
	Rs.	Rs.
1 Stallages ...	26,18,572	29,05,656
2 Squatter fees ...	16,23,326	17,78,276
3 Admission fee collected at Bandra Slaughter House ...	7,97,931	8,11,657
4 Slaughter and removal fees collected at Bandra Slaughter Houses Sheep Market at N. M. Joshi Marg and Pig Slaughter House ...	17,49,040	19,51,965
5 Licence fees collected from stalls and shops in Municipal Markets ...	17,916	18,932
6 Licence fees for doing different type of business at Bandra Slaughter House ...	34,038	32,332
7 Licence fees from Private Markets Owners ...	87,038	79,000
8 Licence fees from firms dealing in foreign frozen fish and imported meat, ham, bacon and sausages etc. ...	7,975	7,625
9 Licence fees from Outside meat shops ...	19,875	20,400
10 Licence fees from Butchers in Private Markets ...	6,550	6,250
11 Licence fees from Kamatrees, slaughterers etc., in Pig Slaughter House and Jhatka Slaughter House ...	1,500	2,544
12 Licence fees from Brokers in different Municipal Markets ...	1,98,737	1,59,150
13 Scale-fees at Mahatma Jyotiba Phule Market ...	12,25,310	13,28,636
14 Sale of right of blood at Bandra Slaughter Houses ...	25,515	25,515
15 Sale of right of removing bone pieces at Bandra Slaughter Houses ...	1,000	1,000
16 Nokarnama fees ...	4,914	4,700
17 Cold Storage fees ...	34,023	33,886
18 Law charges ...	90	176
19 Ground Rent ...	74,001	72,426
20 Chawl Rent ...	64,270	69,761
21 Miscellaneous ...	87,486	1,37,909
	86,84,207	94,47,796

MARKETS DEPARTMENT (Suburbs)

Shri M. G. Talim continued to hold the Office of the Assistant Superintendent of Markets (Suburbs) during the year under report, except for the following period when he was on leave.

15th April 1969 to 31st May 1969 Shri I. K. Ansari held the post of Ag. A. S. M. (S)

1st June 1969 to 31st July 1969 Dr. D. M. Bailur, B.Sc. (Vet.), M.R.C.V.S. (London), held the post of A. S. M. (Suburbs).

(1) **Markets.**—In all there were 20 Municipal and two private markets (licensed by the Municipal Corporation of Greater Bombay).

(2) **Outside shops.**—There were 235 outside shops in the Suburbs licensed by the Corporation in addition to meat stalls in Municipal and Private Markets for sale of mutton (159 shops), beef (67 shops) and pork (9 shops). Besides 12 licences were issued to parties for the sale of imported meat, refrigerated meat, frozen fish, ham, bacon and sausages.

(3) The number of Municipal Slaughter Houses and Slaughtering chambers during the year was 1 and 4 respectively. The total number of animals brought for slaughter at present Slaughter Houses and Slaughtering chamber in Suburbs and number of animals slaughtered thereat after ante-mortem examination compared with those of previous year are as follows :—

Year	Animals brought for slaughtering at different slaughter houses			Animals slaughtered			
	Buffaloes	Horned cattle	Sheep and goats	Buffaloes	Horned cattle	Sheep and goats	
1968-69	...	7,541	891	1,43,540	7,528	890	1,42,864
1969-70	...	7,543	811	1,96,260	7,383	811	1,95,529

The approximate weight of dressed meat of buffaloes and horned cattle was 19,26,850 Kgs. and that of sheep and goats was 15,64,232 Kgs.

The total meat destroyed at Kurla Slaughter House was 3,031 Kgs. during the post-mortem examination.

The unwholesome articles of food such as fish, fruits vegetables, meats etc., weighing 23,223 Kgs. were destroyed during the year in different markets.

The total meat destroyed was 10,338 Kgs. as against 9,097 Kgs. during the last year.

In all 39 raids were carried out for detecting unauthorised slaughter of animals in the Suburbs. In all 328 cases were filed and all the accused were convicted and fined. The amount of fines inflicted during the year was Rs. 2,135.

The total amount realised in auction sale of confiscated animals and sale of skins etc., was Rs. 2,365.82. Statement showing the receipts under different items during the year 1969-70.

Serial	Particulars	Amount received during 1968-69	Amount received during 1969-70
1	Stallage charges	...	4,02,529.35
2	Squatter fees	...	4,31,367.71
3	Slaughter fees	...	3,49,741.65
4	Miscellaneous receipts	...	4,39,548.50
5	Licence fees	...	1,91,460.00
6	Share of enhanced entrance fee	...	36,191.27
		...	36,241.77
		...	31,831.10
		...	39,174.00
		...	1,11,659.40
	
	Total	...	13,71,501.27
			10,83,767.21

The following improvements were made in the Municipal Markets and slaughter houses during the year under report.

- (1) Oil painting and repairs to flooring of Takia Market, Kurla.
- (2) Repairs to flooring of platform in Mutton Section and repairs to storing chambers of stalls at Takia Market, Kurla.
- (3) Repairs to R. C. C. stalls at Bandra Town Market.
- (4) Replacement of over head tank over W. C. at Khar Market.
- (5) Repairs to Mutton stalls at Khar market.
- (6) Conversion of privy blocks into flushing system in Vegetable Section, Andheri Market.
- (7) Rewiring of Takia Market, Kurla.
- (8) Concreting of Bazar Ward Market, Kurla.
- (9) Providing permanent weather sheds at Mutton Section, Beef Section and R. C. C. Stalls, Vegetable Section, Bandra Town Market.
- (10) Providing water storage tank in Fish Section at Khar Market.
- (11) Providing a collapsible gate at Pali Market.
- (12) Providing 2 Inspector's chawkies at Marol Market.
- (13) Consolidating and concreting the open space in front of Slaughter House Building, Kurla Kasaiwada.
- (14) Providing brick masonry water storage tank at Kurla Slaughter House.
- (15) Testing and repairing to electric fitting at Kasaiwada, Kurla.
- (16) Providing W. C. block at Bazar Ward Market, Kurla.

V. PERIYAN,
Superintendent of Markets
and Slaughter Houses.

EXTENDED SUBURBS

(1) **Markets.**—There were in all 10 municipal markets including 3 open air Markets and 6 Private Markets licensed by the Corporation.

(2) **Outside shops.**—There were in all 62 outside meat shops in the extended suburbs of which 54 were for mutton and 8 for beef. 3 licences were granted for sale of refrigerated pork and pork products. The State Government started a bacon factory at Borivali. Fresh pork, frozen pork is also produced herein addition to other pork products. The Factory is licensed by the Corporation.

(3) The slaughtering of animals (sheep and goats) was done at the slaughtering chambers attached to Borivli, Kandivli and Mulund markets; and at private markets at Go regabn and Malad. The total number of animals brought for slaughter at the Municipal Slaughtering chambers during the year was Rs. 35,940. The total number of animals slaughtered was 32,733 as against 28,733 slaughtered in the previous year.

During the year 23 Kgs. Beef, 725 Kgs. Mutton, 1,878 Kg. Fish, 1,572 Kgs. Vegetable and 640 Kgs. Fruits were destroyed on inspection in the markets.

In all 38 raids were carried out for detecting unauthorised slaughter and sale of animals in the extended Suburbs during the year. In all 33 cases were filed and resulted in conviction. Total fines inflicted were Rs. 897.00. Besides 738 Kgs. of meat was seized and destroyed as unwholesome, during the year.

The following improvements were made in the Municipal markets and slaughtering chambers during the year under report :—

- (1) Construction of road from the opening of North side Sainath Road market.
- (2) Consolidation of open space near washing place surrounding the well, at Sainath Road Market.
- (3) Replacement of main gate at New Borivli Market.
- (4) Repairs to roof gutters and repairs to flooring in mutton and fish section, Mulund market (East).
- (5) Providing permanent A. C. sheet shed for wholesale fish section, Sainath Road Market, Malad.
- (6) Providing 2 iron gates and 4 small wicket gates at Sainath Road Market, Malad.
- (7) Providing roof gutters and drainage arrangements and concreting surface at Sainath Road Market.
- (8) Providing electric lights in P. S. C. block at Sainath Road Market.
- (9) Construction of dwarf wall behind stalls on Somayya property at Sainath Road market.
- (10) Providing barbed wire fencing at Mulund Market (East).

Statement showing the receipts under different items during the year 1969-70.

Serial No.	Particulars	Amount received during 1968-69	Amount received during 1969-70
1	Stallage charges	2,20,268.51	2,28,474.54
2	Squatter fees	1,40,029.65	1,82,494.90
3	Slaughter fees	91,777.00	432.00
4	Miscellaneous receipts	4,294.37	5,664.49
5	Licence fees	47,014.16	9,965.95
		5,03,383.69	4,27,031.88

V. PERIYAN,
Superintendent of Markets
and Slaughter Houses.

MUNICIPAL PRINTING PRESS

Shri Narasinga Rao, Sr. Dy. Manager, who was looking after the duties of Manager in addition to his own has retired from 11th May 1969.

Shri B. M. Gharpure, Supdt. Rota Printing Unit, was looking after the duties of Manager in charge in addition to his own from 19th March 1969 (when Shri N. Rao proceeded on leave prior to retirement) to 23rd September 1969.

Shri A. G. Hemmadi has taken over as Officer on Special Duty (Press) from 24-9-69 and is in charge of the Press during the rest of the year under report.

During the period under report 409 Metric Tons of paper was purchased from market to meet with the requirements of the various departments.

The statement of jobs carried out and the pages printed for the Corporation and its various Committees as well as for the B. E. S. & T. Undertaking during the period under report as compared with those in the previous years is given below:—

Description	1968-69		1969-70	
	Jobs	Pages	Jobs	Pages
Departmental Printing	12,339	...	8,492	...
Departmental Stationery	1,873	...	2,058	...
Private Parties Printing	52	...	33	...
Private Parties Stationery	2	...	2	...
B. E. S. & T. Undertaking Printing	6	...	11	...
Corporation and its Committees	30,230	...	31,106
Corporation Record	9,078	...	10,383
	14,272	39,308	10,596	41,489

The total quantity of paper consumed during the year under report was 394½ Metric Tons as against 412½ Metric Tons and 423 Metric Tons in the preceding two years.

Description of Paper	1967-68		1968-69		1969-70	
	Rate per Kg.	Quantity consumed in Metric Tons.	Rate per Kg.	Quantity consumed in Metric Tons.	Rate per Kg.	Quantity consumed in Metric Tons.
	Rs. P.		Rs. P.		Rs. P.	
White	1.81	260	2.07	236	2.17	277½
Badami	1.68	9	1.78	21	1.81	7½
Other Kinds	2.36	154	2.35	155½	2.56	109½
		423		412½		394½

The transaction of the Press of the year closed with working deficit of Rs. 2,26,688 on the total turnover of Rs. 26,54,668 Lacs as against the deficit of Rs. 3,50,894 (1968-69) and surplus of Rs. 32,400 (1967-68) on turnover of Rs. 26.50 Lacs and Rs. 22.19 Lacs respectively for previous two years.

The work carried through Outside Agency was worth Rs. 1,02,052 as against Rs. 56,956 for the previous year.

The number of labour responding to Incentive Bonus Scheme is 78 as against 54 for the previous year.

The labour staff as on 28th February 1970 consisted of 270 workers as against 280 on 29th February 1968 and 274 on 28th February 1969. The Press is working in two shifts and the Press labour relations were cordial.

A. G. HEMMADI,
Officer on Special Duty,
Municipal Printing Press.

MUNICIPAL PRINTING PRESS

Balance Sheet as at 31st March 1970

LIABILITIES		ASSETS	
	Rs. P.	Rs. P.	
CAPITAL—			
(1) Advances from the Surplus Cash Balance	5,544 00		(1) Plant and Machinery purchased out of Surplus Cash Balance
2) Advances from Net Premia Fund	1,68,221 12		(2) Plant & Machinery purchased out of Net Premia Fund
(3) —Do.—	49,201 19		(3) —Do.—
(4) —Do.—	22,745 31		(4) —Do.—
(5) Advances from Special Funds	1,81,685 55		(5) Do. Out of Special Fund
(6) —Do.—	7,134 37		(6) —Do.—
(7) —Do.—	415 00		(7) —Do.—
(8) Advances from Capital Works—Loan Funds, I.—General Supervision, Collection of Revenue, Item No. 7, Conversion of Crusher Godown at Carnac Bridge	5,06,193 65		(8) & (9) Plant and Machinery purchased out of I.—General Supervision, Collection of Revenue, Item No. 7, Conversion of Crusher Godown at Carnac Bridge
(9) —Do.—	1,09,122 24		Do. Books and Dead Stock
(10) Advances from Plant & Machinery Depreciation Fund,	1,39,669 10		Do. Cost of Crusher Building
(11) Advances from Capital Works—Loan Funds—Plant and Machinery to be purchased out of Fire and Accident Insurance Fund	51,881 44		(10) Plant and Machinery Purchased out of Capital Works—Loan Funds P. & M. Fire & Accident Insurance Fund
(12) —Do.—	97,107 17		(11) Plant and Machinery purchased out of Capital Works—Loan Funds P. and M. Fire and Accident Insurance Fund
(13) —Do.—	2,49,116 21		(12) —Do.—
(14) Advances from Sundries-Miscellaneous Advances	1,11,100 39		(13) Plant and Machinery purchased out of P. & M. Depreciation Fund
(15) Advances from Plant & Machinery to be purchased out of Special Fund Item No. 10	1,39,800 00		(14) Plant and Machinery purchased out of Sundries Miscellaneous Advances
	18,38,936 74		(15) Plant & Machinery purchased out Special Fund Item No. 10
Less Amount Repaid	8,09,677 04	10,29,259 70	—Depreciation upto 31-3-1970
			Work in Progress
			Stock of Paper, etc.,
			Mono Metal—Balance as per last year
			Do. Less written off
			Lino Metal—Balance as per Last year
			Do. Additions during the year
			Less—Written off
			Materials Non-Consumable—
			Balance as per last year
			Do. Additions during the year
			Less—Written off
			Books and Dead Stock—
			Balance as per last year
			Do. Additions during the year
			Less—Written off
			Bills due from Departments
			Do. Private Parties
Outstanding Advances as on 31-3-1969		40,49,397 37	
		50,78,657 07	

A. G. HEMMADI,
Officer on Special Duty,
Municipal Printing Press.

Seth G. S. Medical College and K. E. M. Hospital

(Seth G. S. Medical College)

In the year 1969-70, the King Edward VII Memorial Hospital and Seth G. S. Medical College have completed 44 years of service, the hospital rendering Medical Relief to the sick and the College imparting Medical Education to the students.

Dean

Dr. S. V. Joglekar, M.S., F.C.P.S., held the post of the Dean from 1st April 1969 to 21st September 1969.

Dr. T. H. Rindani, M.D., D.Sc., has been appointed to the post of Dean since 22nd September 1969.

Assistant Dean

Dr. R. B. Redkar, B.Sc., M.B.B.S., D.A., held the post of Assistant Dean throughout the year.

Professorial Staff

Dr. S. M. Karandikar, M.D., has been promoted to the post of Associate Professor of Pharmacology from 16th February 1970.

Shri K. G. Tanksale, M.Sc., (Bioch.) has been appointed to the post of Professor of Biochemistry from 22nd October 1969.

Dr. (Smt.) V. R. Bhalariao, M.B.B.S., D.P.H., has been promoted to the post of Assistant Professor of Preventive and Social Medicine from 3rd October 1969.

Dr. R. G. Bhagwat, M.D., (Pth) has been promoted to the post of Assistant Professor of Pathology Bacteriology from 7th January 1970.

Dr. J. Daulat Ram, F.R.C.S., has been appointed as Ag. Assistant Professor of Surgery from 25th October 1969 in the leave vacancy of Dr. S. R. Pande, M.S., proceeded on Study leave.

Dr. A. G. Naik has been appointed as Associate Professor of Radiology for four months from 1st January 1970 in the leave vacancy of Dr. (Smt.) M. G. Nerurkar, B.M., B.S., D.M.R.E., who is holding the post of Assistant Professor of Radiology since 1st September 1968.

Dr. D. D. Gupta has been promoted to the post of Assistant Professor of Anaesthesiology from 3rd July 1969.

Dr. (Smt.) M. D. Gurjar, M.D., has been promoted to the post of Assistant Professor of Anaesthesiology from 27th September 1969.

Dr. L. N. Vora M.S., F.R.C.S., has been promoted as Honorary Orthopaedic Surgeon and Honorary Professor in Orthopaedic Surgery from 12th July 1969 vice Dr. A. K. Talwalkar retired.

Dr. S. L. Balse, Honorary Assistant Physician has been promoted as Ag. Honorary Physician from 1st November 1969 in the leave vacancy of Dr. M. D. Motashaw.

Drs. N. D. Motashaw, M.D., M. R. Narvekar, M.D., and (Smt.) S. J. Joglekar, M.D. were promoted as Honorary. Obstetricians and Gynaecologists from 27th October 1969.

Dr. M. S. Joshi has been appointed as Honorary Assistant Neuro Radiologist from 10th February 1970.

Dr. B. N. Purandare, M.D., F.R.C.S., who retired from 27th October 1969 has been appointed as Emeritus Professor of Obstetrics and Gynaecology.

Dr. (Smt.) V. M. Divekar, M.D., has been promoted as Ag. Professor of Anaesthesiology from 29th August 1969 in the leave vacancy of Dr. (Smt.) M. M. Bhatt proceeded abroad to U.S.A. to work with Professor Dripps and study research and investigation methods in Anaesthesiology.

Study Tour

Dr. P. K. Sen, M.S., was invited by the Mayor of Montreal Canada and Government of Quebec to the Second World Symposium on Heart Transplant in June 1969

Dr. S. R. Panday, M.S., Assistant Professor of Surgery who proceeded abroad to Canada for receiving training in advanced Thoracic and Cardiovascular Surgery resumed on 18th December 1969.

Dr. (Smt.) V. N. Acharya, M.D., Assistant Professor of Medicine has proceeded abroad to U. K. for advance studies in Nephrology on Nuffield Foundation Fellowship for one year from 18th October 1969.

Educational Programme

160 Students were admitted during the year under report. Five of the students who came from outside India were nominated by the Government of India to the reserved Seats and two were taken from Schedule Caste and Backward Class Community.

The number of undergraduate students on the roll at the close of the year was 984 out of which 444 were Lady Students. The number of Post-graduate students including Research Students was 500 out of which 174 Lady students. There are 1,484 students on the roll. There are 82 Overseas Students on the roll.

In addition to undergraduate teaching, Post-graduate classes also conducted for M.D., M.Sc., (Medical), M.S., D.O.M.S., D.V.D., D.P.H., M.Sc. (Microbiology), M.Sc., (Biochemistry), M.Sc. (Mycology, etc).

Special classes were held for occupational and Physio-therapy Students and for the Nursing Staff.

For the first two weeks the newly admitted students were taken in batches to K.E.M. Hospital Ward to acquaint themselves with the Medical Relief activities. Few introductory lectures and demonstrations were given before regular classes were started in the Department of Anatomy and Physiology.

The teaching in the subjects of Anatomy, Physiology and Biochemistry were intergrated as far as possible so that all the three Departments were tackling the same topic simultaneously.

Lectures were arranged for Basic Medical Science Course.

A programme of Medical Check-up and Medical Care for the students of this college was continued during the year 1969.

Scientific and Educational films were shown during the year to the staff students and members of the Nursing Staff.

Research Activities

A number of research projects were undertaken in the College and Hospital under the auspices of Indian Council of Medical Research, the Council of Scientific and Industrial Research, National Institute of Health, U.S.A. The K.E.M. Hospital and Seth G. S. Medical College Staff Research Society and through the help of some Pharmaceutical Firms like Unichem Laboratories, Messrs. CIBA. Social Rehabilitation Service Project (V.R.A. Project) U.S.A. Government, etc.

Hostels

There are three Hostels attached to the Seth G. S. Medical College. Male Students Hostel has 125 rooms accommodation. Ladies Hostel has 36 rooms accommodation and Hostel situated at Naigaum meant for Interns has 44 rooms accommodation.

General

Dr. D. J. Jussawala, F.R.C.S., Surgeon, Tata Memorial Hospital was invited to deliver Dr. K. G. Munsif Memorial Lecture on 27th March 1969 on "Cancer Chemotherapy."

Professor Dr. W. Goetza Claven, M.D., Ph.D., LL.D. (Hon), F.A.G.S., F.A.I.A. Medical Director, the Foundation for Genetic Therapy Inc., New York was invited to deliver "Dr. N. D. Patel Lecture" on Friday, 23rd January 1970 on "A New Concept of The Aging Process And Genetic Life Extension In Man."

Dr. Santosh Singh Anand, F.R.C.S. (Eng.), F.A.C.S., F.C.C.P., F.A.M.S., Director, Institute of Post-graduate Medical Education and Research, Chandigadh was invited to deliver Dr. A. V. Baliga Memorial Lecture" on Saturday, 21st March 1970 on "Health Diseases and Poetry."

The following eminent Medical Personnel visited these Institutions during the year under report.

- 1 Dr. D. V. Virkar, Surgeon General with the Government of Maharashtra, Maharashtra State (7-4-1969).
2. Professor Schal Kabrand of Warburg University, Germany (9-4-1969).
3. Dr. Charles T. Dotter, M.D., Professor and Head of Department of Radiology, University of Medical School Portland, U.S.A.
4. Dr. M. A. Neaversen, M.R.C.S., M.R.A.C.P., Cardiologist Australia (17-9-1969).
- 5 Professor R. W. D. Turner, Professor of Medicine (Edinburgh), Cardio-Vascular Consultant WHO ()
6. Miss R. F. Richards—WHO Consultant Maternal Health Education and Child Health Activities (21-4-1969).
7. Dr. I. G. G. Ngoerah, M.D., Professor of Neurology Faculty of Medicine, Rector, Magnificus. Udyana State university Bali, Indonesia.
8. Professor Kazno Iwata Chairman, of Microbiology University of Tokyo Medical College (11-7-1969).
9. Mr. Ali S. Chambuso, Mayor and Chairman of the City Council Dares-Salam (Tanznia).
10. Dr. P. B. Gajendragadkar, Vice Chancellor, University of Bombay.

During the year under report the following persons who have been appointed as Pool Officers by C.S.I.R. were working in this Institute.

- | | |
|----------------------------|--------------------------|
| (1) Dr. J. H. Shah | Paediatric (Surgery) |
| (2) Dr. (Smt.) S. S. Palav | Obstetrics & Gynaecology |
| (3) Dr. Raghavendra | Paediatric Cardiology |
| (4) Dr. B. M. Parikh | Anesthesiology |
| (5) Dr. P. A. Kale | Medicine upto 10-2-1969. |
| (6) Dr. J. Daulatram | Surgery 14-6-1969. |

Artists Section (Pathology)

In the Artists Section following work has been carried out during the year under report.

Department of Pathology & Bacteriology

(1) Photographs of Patients	351
(2) X-ray Prints	55
(3) Nurses Photos	145
(4) Specimens	63
(5) Photomicrographs	56
(6) Slides	797
(7) Graphs for Research work	66
(8) Diagrams	44
(9) Miscellaneous	85
						Total	1,662

Department of Surgery

(1) Clinical cases Photographs	302
(2) X-ray Specimen & Microphotos	186
(3) X-ray Reproductions	1,134
(4) Microphotographs	88
(5) X-ray drawing specimens, etc.	1,876
						Lantern Slides	
(6) Graphs and lettering chart	431
(7) Patients Photographs (Coloured)	369
(8) Miscellaneous	46
						Total	4,664

Library

Additional Budget provision was made to purchase more books and to subscribe for new periodicals. This helped both undergraduate and Post-graduate students and the College and Hospital Staff to keep abreast of modern development of various branches of medical science.

The total number of Journals subscribed this year was 240. During the year under report 767 books were added to the Library.

Out of 119 Books presented by different donors 107 were received from —

U.S.I.S.	...	11
Book Bank	...	16
National Cancer Institute	...	10
Long Med. Pub.	...	14
University Grants Commission	...	56
		107

Gymkhana

- (1) National Days were celebrated.
- (2) Annual College Week was celebrated from 19th to 25th January 1970.
- (3) Annual Sports Day was held on 14th February 1970, when Chief Guest was Dr. T. H. Rindani, Dean of the College.
4. Dr. P. B. Gajendragadkar, Vice Chancellor of the University of Bombay and Ex-Chief Justice of Supreme Court of India presided over the Annual Prize Distribution Function held on 11th March 1970:

Department of Pharmacology

The following changes occurred in the teaching staff during the year,

- (1) Dr. S.V. Gokhale, M. D., Assistant Professor resigned from 1-9-1969.
- (2) Dr. A. V. Daftary, M.B.B.S., was appointed as Lecturer in Pharmacology from 21-8-1969.

The Pharmacology research unit of C.S.I.R. and Clinical drug trial unit of C.S.I.R. continued to work in close collaboration with various Clinical Departments of K.E.M. Hospital and other Institutes as before.

In the Pharmacology Research Unit of C.S.I.R. 350 Synthetic compounds were screened for their Pharmacological activity.

Total grant received from C.S.I.R. Unit (Pharmacological and Clinical Drug Trial Units) during the year Rs. 1,41,810.03.

Total grant received from K.E.M. Hospital Research Society Rs. 1,34,000/-

During the year a second Unit of 10 beds financed by external sources has been put into operation for Clinical trials and sanction has been obtained for third Unit of 10 beds.

Dr. S.M. Karandikar, M.D. Assistant professor completed the course in Medical Uses of Radioisotopes at Radiation Medicine Centre (BARC). Tata Hospital, Bombay-12.

List of papers either published or accepted for publication

- (1) Synthesis and CNS depressant activity of new Piperazine derivatives and related compounds II. J. Med. Chem. 12, 860, 1969.
- (2) Synthesis and CNS depressant activity of new piperazine and related derivatives III. J. Med. Chem. 12, 865, 1969.
- (3) Anticonvulsant action of anabolic steroids, Biochemical Pharmacology 18, 957, 1958.
- (4) Studies in stress induced changes on rats adrenals. Part I effect of central nervous depressants. Ind. J. Med. Res. 57, 1081, 1969.
- (5) Studies in stress induced changes on rats adrenals. Part II Effect of Pretreatment with Steroids. Ind. J. Med. Res., 57, 1087, 1969.
- (6) Studies in stress induced changes on rats adrenals Part III Effect of pretreatment with ascorbic acid. Ind. J. Med. Res 57, 1091, 1969.
- (7) Central actions of Trichlore-thyl Phosphate on Somatic reflexes. Presented at 4th International Pharmacology Congress, held at Basle, Switzerland in July 1969.
- (8) Central nervous system depressant activity of 'N' - (3,4,5 trimethoxy benzyl) ethyl nu-(tolyl) piperazine (R 1361) Ind. J. Pharmac. 1, 33, 1969.
- (9) Effect of analeptics on brain pentobarbital levels and sleeping time in mice. Biochem. Pharmacol. 18, 2038, 1969.
- (10) Studies on mechanisms of hypotensive action of R.1361. Ind. J. Pharmac. 1, 921-, 1969.
- (11) Drugs induced change in rat brain acetylcholine and Cholinesterase Accepted for publication in Ind. J. Med. Res.
- (12) Studies on rat brain acetylcholine and cholinesterase Accepted for in Ind. J. Med. Res.
- (13) Effect of norcamphane hydrochloride in combination with pentobarbital sodium on spontaneous motor activity of mice. Accepted for publication in Ind. J. Med. Res.
- (14) Epidemic dropsy; Epidemiological, Clinical and Therapeutic observations in 67 cases. Ind. J. Med. Res. 57, 1878, 1969.

Department of Anatomy

Research Publications

- (1) Finite Lifetime of Somatic Cells - A Basis of finite lifespan of Animals (Drs. M.L. Kothari & L.A. Mehta)
- (2) The probability of Cancer,, (Drs. M. L. Kothari, L. A. Mehta & Meena L. Kothari).
- (3) Modus Operandi of Carcinogens - Mere Temporal Advancement. (Drs. M. L. Kothari and L. A. Mehta).
- (4) Nirdazole in Dracontiasis; A Controlled study. (Drs. M. L. Kothari, D. S. Pardnani, L. A. Mehta, D. L. Kothari).
- (5) Extopia Vesicae; Its Genesis and Semantics; (Drs. M. L. Kothari, J. M. Kothari, L. A. Mehta Meena L. Kothari)
- (6) The Raison D'tre of LYMPHATIC ABSORPTION OF LIPIDS; A DESIGN IN LIPID HOMEOSTASIS. (Drs. M. L. Kothari, L. A. Mehta, Meena L. K. Kothari).

Department of Pathology

In addition to undergraduate teaching, classes were also conducted for D. O. M. S. and M. Sc., students. Classes for Occupational Therapy and Physiotherapy students were also conducted during the year.

There are 14 students working for M. D. (Path & Bact.) 4 of M.Sc., (Microbiology) and 1 Ph.D. (Microbiology).

Research :

- (1) Bacteriology of Urinary Tract Infections.
- (2) Bacteriology of ear infections.
- (3) Bacteriuria in Pregnancy and in women.
- (4) Vaginal flora of woman taking oral contraceptive pills.

Department of Anaesthesiology

In addition to Indoor patients the Department continued to give its services to Out-door cases in Dental, E.C.T., Minor Surgery, Orthopaedic and E. N. T. Sections.

Four members of the department attended the XXth Annual Conference of Indian Society of Anaesthetists and presented the following papers :—

- (1) Dissociative Anaesthesia—A study of 'Ketamine'.
- (2) Electrolyte changes in Cardio-pulmonary bypass.
- (3) Management of Y90 implantation.
- (4) Management of Pituitary tumours.

The following papers were published:

- (1) Problems in Anaesthetic management of Heat Transplant.
- (2) Use of I.P.P.R. in moribund patients after Emergency Exploratory Laparotomy.
- (3) A system of coding for Anaesthesia Records.
- (4) Study of an indigenous humidifier.
- (5) Anaesthetic management of Discoidectomy.
- (6) Local hazards of thiopentone.

The following research activities are in progress :—

- (1) Study of Resistance in Anaesthetic circuits.
- (2) Study of an indigenous trielene inhaler for obstetric Analgesia.
- (3) Electro-Anaesthesia.

Preventive and Social Medicine Department

The Department of Preventive and Social Medicine has now completed ten and half years. A large number of external activities to initiate the trainees in the principles and practice of community medicine has been started from the last year.

Services :

(1) Family Health Clinic :

Total number of days the Clinic worked	...	204
Total number of cases treated during the year 1969-70	...	6,976
Daily average	...	24

(2) Family Health Centre :

Total number of days the centre worked	...	96
Total number of cases given full medical check-up	..	150
Daily average	...	2

(3) Investigations :

R. B. C.	...	205
Hb.	...	381
W.B.C. (Total)	...	282
W.B.C. (Differential)	...	282
E. S. R.	...	128
Urine	...	266
Stools	...	157
Spitum	...	7
Semen

Total ... 1,708

ADMINISTRATION

(1) *Internship Programme.*—The Department continued to organise the General Internship Programme for all Departments for the year 1969-70.

(2) *Urban Health Internship Programme.*—Dr. D. N. Pai is solely in charge of the Urban Health Internship Programme for the Medical Interns from all the City Medical Colleges.

Dr. R. C. Mahajan and Dr. V. R. Bhalerao participate in the organisation of Rural Health Internship Programme.

(3) *Research.*—The following papers were published by Dr. D. N. Pai during the year 1969-70.

(i) Greater Bombay Experiment in Family Planning.

(ii) Demographic survey of women delivering in Municipal Institutions of Greater Bombay District.

The following research problems were under taken by this Department during the year 1969-70. The research work was completed and results analysed.

I.C.M.R. Research Inquiry on 'Studies of dietary patterns and nutritional status in Pre-School Children' incidence of anaemia and rickets in pre-school children, has been completed. Dr. Pai attended an International Conference on 'Sterilization' held in U.S.A. and another on population policy at Delhi organised by Council for Social Development.

Department of Medicine

The Department of Medicine consisting of six general Medical Units (One full-time Unit and five Units under Honorary Professors and Assistant Professors) carried on its clinical, teaching and research work during the year in its various sections, viz., Gastroenterology Clinics, Renal Unit, Neurophysiology Section. 1,30,802 patients were treated as Out-door patients and 14,654 had to be treated as In-door patients.

Dr. F. M. Narielvala, M.R.T.P. (Lond.), F.R.C.P. (Ed.) held the post of Professor and Head of the Department and left the Department till July 1959 and Dr. J. K. Mishra, M.D., M.R.C.P., F.C.P.S., Honorary Physician and Honorary Professor of Medicine functioned as Head of the Department of Medicine during the rest of the year.

Dr. (Miss) V. N. Acharya, M.D., was awarded a Fellowship by the Nuffield Foundation for further training in the U. K. and she left for the U. K. in November 1969 for a period of one year.

Specialised investigation studies at the Laboratory of Gastroenterology Clinic are given in Appendix 'A'.

There has been remarkable increase in the work of Renal Unit as shown below :—

Year	Number of Dialysis
1965-66	31
1966-67	34
1967-68	201
1968-69	225
1969-70	293

With the additions of the Haemodialyser Unit donated by Dr. V. P. Chorian Artificial Kidney Trust this Unit will emerge as one of the leading centres for treatment of Kidney diseases in this part of the world.

The Neurology Section and the Pulmonary Function Laboratory continued their activities. The latter offered investigative facilities to the Chest Clinic and Thoracic Surgery Department.

At the Endocrine Clinic Ye90 implantation was done in cases of pituitary disorders and inoperable malignancies with the help of the Bhabha Atomic Energy Establishment and a Surgical Unit.

The work done in the Biochemical Laboratory and for Gastric analysis is as under :—

1) Biochemical Investigations :

Blood Chemistry	30,864
Hematological	9,356
Routine Urine	1,220
Routine Stool	1,325
Gastric Analysis	119
Blood Volume	9
pH Oximetry	2,267
Faecal fat	70
Barbiturates	27
Urinary Calculi	3
Clearances	168
Gastric biochemistry	120

Miscellaneous :

Osmolarity, methemoglobins	Rheumatic arthritis test, antistreptolysin test, etc.	220
----------------------------	---	-----	-----	-----	-----	-----	-----

(2) Gastric Analysis :

Histamine	1,805
Insulin	9
Atropin	5
Faecal fat	70
Schilling test	25
Serum Iron	30
G. T. C.	25
Blood count	1,050
Tetic count	70
Stools	1,325
Urine	1,152
Total protein	52
Total Albumin	52
Total Globulin	52

Department of Surgery

The full-time Departments of Medicine and Surgery have been created at these institutions in 1956-57 with the help of the Rockefeller foundation, New York have continued to do progress during the year under report.

Biochemical sections of the Department of Medicine and Surgery, Total work handled during the period from 1st January 1969 to 31st December 1969.

Blood Chemistry :								No. of Samples
BUN, Creatinine, Plasma proteins, Electrophoresis Electrolytes, Uric Acid, Thymol turbidity, Amylase, Cholesterol, Billirubin, Enzymes, TGS, etc.	30,864
Routine Urine	1,220
Routine Stool	1,325
Gastric Analysis & Biochemistry	240
pH, Oxumetry, Vanslyke	2,267
Blood volumes	9
Faecal fat	70
Blood Urine Barbiturates	27
Urinary Calculi	3
Clearance studies	168
Miscellaneous estimations :								
Osmolarity, methemoglobins, spectroscopy Rheumatoid arthritis test, antistreptolysin test, etc.	220
Hb. PCV, ESR, WBC & Diss, R. B. Cs. BT., & CT, Prothrombin time, Iron, etc.	9,356
Total Samples								45,769

X-ray Department :

Catheter	160
Angio	98
Aortogram	82
Venogram	21
Splenogram	73
Arteriogram	13
Branchogram	108
B. Meal	28
Routine work	4,109
Lymphangiogram	15

Thoracic Surgery Theatre :

Total number of operations	135
Cases under heart-lung machine	51
Closed heart and vascular hypothermia	76
Liver Transplant	1
Lung operations	7

Experimental Surgery Laboratory :

Liver transplant	36
Kidney transplant	15
Heart transplant	19
Neck transplant	2
Heart lung perfusion	2
Amuroid ring application	3
Coronary flow measuring	23
Accupuncture	9
Vagotomy testing	12
Ligation of coronary artery	1
I. V. C. D.	7
Splenectomy	5
Portal caval shunt	3
Periaortic injection of hypertonc saline	6

KING EDWARD VII MEMORIAL HOSPITAL**Accommodation of patients and Their Particulars**

The number of Schedule bed strength during the year was 1,309. As usual there was constant overcrowding in the hospital particularly in the Children Wards and Medical and Surgical Wards for females.

During the year 1969, the average number of In-patients in the hospital was 1,826, as against 1,667 and 1,565 during the year 1968 and 1967 respectively indicating clearly the increasing demand for the hospital beds. Even after imposing restriction on routine admissions in order to control overcrowding, the total number of patients admitted for hospitalization during the year under report was 61,011 as against 57,989 and 52,629 respectively during the two preceding years. The average stay of in-patient was 10.6 days during the year under report as against 10.5 and 10.9 days in the year 1968 and 1967.

Results of Treatments of indoor Patients

Out of the total number of 62,793 patients including 1,782 brought over from the previous year 2,662 discharged as cured, 46,062 were Relieved and 7,791 left the hospital either against medical advice or were otherwise discharged and 4,539 died (excluding 433 Still Borns and Neonatal deaths). At the end of the year 1,739 patients were in the hospital under treatment.

Death Classified

Out of 4,539 deaths, 1,564 died within 24 hours of admission; 325 after 24 hours but within 72 hours of admission and the rest 2,650 deaths took place after three days from the date of admission. The figures are exclusive of 433 Still Borns and Neonatal Deaths. Death rate was 6.3.

Total number of autopsies performed during the year under report was 1,858 including 25 autopsies performed on the bodies received from the Nowrojee Wadia Maternity Hospital as against 1,705 and 1,557 for the year 1968 and 1967 respectively. Autopsy rate was 40.93 for the year 1969 as against 43.1 and 41.51 for the year 1968 and 1967 respectively.

Confinements

During the year under report, the total number of confinements were 5,895.

Out-patient Department

The total number of new cases issued during the year under report was 3,45,096 as against 3,42,112 and 3,19,476 in 1968 and 1967. The total number of Out-patient attendance (New and old cases including Casualty Cases) was 6,71,070, bringing the average total attendance 2,207 per day.

Casualty Cases registered during the year were 65,165 as against 78,769 and 69,069 during the years 1968 and 1967 respectively.

The highest number of patients treated on a single day was 3,693 on October 6, 1969. The highest number of Casualty Cases treated on one day was 298 on February 6, 1969.

Operations

24,411 Operations were performed on In-patients and 41,292 Operations were performed on Out-patients.

Medical Record Department

The Medical Record Department continued to function satisfactorily during the year under report. The work of Medico-legal cases, *i. e.* deposing Doctors concerned to the respective Courts; filing of depositions in the Coroner's Court is now entirely entrusted to this Department. During the year under report, the Resident Medical Officers attended the following Courts for giving evidence in the Medico-legal cases.

1. Presidency Magistrates' Courts	1,021
2. Sessions Courts	32
3. Coroner's Court	12
4. Other Courts	24

During the year 1969 approximately 1,200 depositions were filed in the Coroner's Court.

The Medical Certificates are also now being issued from this Department. Medical Certificates of different categories as mentioned below were issued during the year 1969 and a sum of Rs. 25,447 was realised as Certificate fees.

1. Under Workmen's Compensation Act	308
2. Medical Opinion Certificates	6,583
3. Injury Certificates to Police in Medico-legal cases (Free)	1,884
4. Injury Certificate to patients in Medico-legal cases	262
5. Certificate to Municipal Employees for Injury Leave	49
6. Certificates for Insurance purposes	36
7. Essentiality Certificates for re-imbursments of Medical expenses to Government	750
Servants	183
8. Accident Insurance Certificates	183
9. Ordinary Certificates (Under Treatment) Free

Facilities for the Patients and their Relatives

Gift Shop:

This is a sort of Sales Service started in the year 1950. Many additional items are being stored for sale.

Medico-Social Service Department

The Medico-social Service Department started functioning in this hospital from September 1964 with the two Medico-social workers at the initial stage.

The following figures will give an account of the Medical and Social work done through the Department during the year under report:—

(1) Material help:—	Costly medicines, calipers, prostheses, milk, clothes, financial aid for transport, high protein diet, etc.	2,512
(2) Social case work	286
(3) Social history	2,150
(4) Discharge, Institutionalization and placement	244
(5) Rehabilitation	143
(6) Follow-up of old cases	428
(7) Referral to other agencies <i>viz.</i> Port Trust Railways	195
(8) Referral to organised home treatment Clinic for family screening, ECG, etc.	187
(9) Well-baby Clinic	241
(10) Child Guidance Clinic	131
(11) Mental Deficiency Children's Clinic	66
(12) Psychotic Patients' relative group	284
(13) Epilepsy group	132
(14) Number of Institutions visited for Blood donation	45
(15) Voluntary blood donors	3,419
(16) Total number of relative donors	2,359
(17) Incidental Services	49

Total ... 12,879

Neuro-Surgical Department

During the year under report 1,160 New patients and 1,730 repeat patients were treated at the Out-patient Department and 463 inclusive of 128 cases transferred from other Services were admitted as In-patients. 1,330 Specialised Radiological investigations were carried out in the Department during the year under report.

The following figures will give an account of Radiological and Operative procedures done in the Department.

(1) Operations Major	204
(2) Operations Minor	460
(3) Radiological investigations major	398
					Total	1,062

Neurology Department

During the year under report 1,420 New Patients and 1,638 Follow-up patients were treated at the Out-patient Department and 437 patients were admitted as In-patients. 202 New cases and 140 old cases were treated at the Epilepsy clinic of the Department of Neurology. These figures exclude the cases referred by other Services.

Cardiology Department

The Intensive Cardiac Care Unit was started in this hospital in December 1966. This Unit is now having 8 beds.

The following is the statement which will give the account of the work done in Cardiology Department during the year 1969.

Cardiac Out-patient Department :

(1) Total number of New Cardiac Patients	1,775
(2) Total number of Follow-up cases	7,235
(3) Cardiac cases treated in Wards	870
(4) Total number of Electro-cardio-Graphs taken during the year	20,630

Intensive Cardiac Care Unit :

(1) Cases admitted	257
(2) Cardioversion done	113
					(Episodes)
(3) Patients were paced transevenously	11
(4) Resuscitations from Cardiac arrest	48
					(Episodes)
(5) Number of Cardiac Catheterization	161
(6) Number of Angiography :—					
(i) Angiocardiography	99
(ii) Arterial Angiography	97
(iii) Venogram	14
(iv) Lumphangiogram	16
(v) Splenoportogram	74
(vi) In collaboration with other Department of Diagnostic Radiology	300
(7) Biochemical Investigations	17,145

V. R. A. Project :

(1) Occupational therapy & recreational therapy in the Ward	109
(2) Occupational therapy in sheltered workshop.	8
(3) Reconditioning Programme of three standard gradable occupational therapy activities	7
(4) Calisthenics	15
(5) Rehabilitation through climbing thread mill walking, spot walking (patient not included in early ambulation)	69
(6) Early ambulation	129
(7) Total Telemetry tests performed	1,172
(8) Music Therapy	5
(9) Complete files of patients collected data for project	50
(10) Psychophysical Exercise for Hypertensive patients	27
(11) Psychophysical Exercise for Ischaemic patients	27
(12) Physiotherapy treatment in the Ward	109

Gynaecology & Obstetric Department

During the year under report 10,538 and 8,299 New Cases and 9,657 and 15,687 old cases were treated at the Out-patient Departments of Gynaecological and Obstetrics respectively, and 2,898 and 7,756 patients were admitted in Gynaec and Obstetric Wards respectively during the year under report.

Dr. N. A. Purandare Gynaec & Obstetric Research Centre

In Dr. N. A. Purandare Gynaecological and Obstetric Research Centre, cases of Gynaecological disorders of hormonal origin are being studied from the point of view of research investigations and therapy. Oral contraceptive tablets are also being issued by the above Centre.

Family Planning Centre

The total attendance of the Centre was 4,213 during the year under report and the total number of cases registered was 1,200. As regards the contraceptives, accents was mainly on Condon and Jelly method. 218 Vasectomy operations and 553 Sterilization operations were performed during the year under report.

Some of the patients were referred to Dr. N. A. Purandare Gynaecological and Obstetric Research Centre for oral contraceptive.

School Clinic Department

Municipal School Clinic worked in five Departments, viz. Medical Ophthalmic, Aural, Skin and Dental, where the children from various Municipal Schools are medically examined. 2,239 New children and 17,976 old children were treated in the School Clinic Department in addition to 2,275 referred cases making a total 22,490.

Common complaints were Anaemia, Bronchitis, Round worm, Tonsillitis, Caries teeth and Vitamin 'A' Deficiency.

The total expenditure incurred on School Clinic Department of K. E. M. Hospital amounted to Rs. 68,792 during the previous year.

Paediatric (Medical) Department

During the year under report 27,247 New cases and 28,756 old cases were treated at the Out-patient Department and 7,057 were admitted as In-patients.

Diabetic Clinic

The Diabetic Clinic was established in 1958. During the year under report the total attendance at the Clinic was 16,562 out of which 1,442 were registered as New cases.

The Clinic had continued to conduct a Clinical Trial with 'Lycanol' tablets and 'Artosin' tablets and Capsules. For research purposes, detailed analysis of all the diabetic cases was done.

During the year under report 1,442 New patients were registered at the Clinic. The total number of attendance of the Clinic was 16,562 and 899 patients were admitted for Diabetic treatment. The patients attending this Clinic were advised various treatments as detailed below:—

1. Only on Diet	576
2. Insuline Injection	3,604
3. Oral anti-diabetic drugs	6,623
4. Insulin Injection and Anti Diabetic drugs	2816

Department of Dermatology and Venereology

During the year under report 28,517 New cases and 30,958 Old cases were treated in the Out-patient Department and 402 were admitted for the treatment. Department has a well equipped Laboratory wherein number of investigations are carried out for diagnosis of cases as well as for research purposes.

Leprosy Clinic

A Leprosy Clinic is attached to the Department of Dermatology and Venereology which is conducted by the Greater Bombay Leprosy Control Scheme and the patients suspected to be suffering from Leprosy are examined at this Clinic. 636 New Cases were treated and the total attendance of the patients at the Clinic was 7,052. The average attendance of patients was 47.1 per day. 666 Biopsies were taken.

Department of Radiology

Report on X-ray Diagnosis and Therapeutic work done during the year under report:—

(1) Plain X-rays	23,265
(2) Barium X-rays	2,212
(3) Deep X-rays Therapy	126

Medical Check-up Centre

The Centre is gathering attention of the public and as many as 365 patients were examined investigated and treated at the Centre during the year under report.

Physio-Therapy Centre and School

The physio-therapy Centre and School is a joint venture of the Government of India Government of Maharashtra and the Municipal Corporation for Great Bombay; Corporation sharing the major portion of expenditure. Seth G. S. Medical College has been granted extension of affiliation by the University of Bombay for conducting a course leading to B.Sc., Degree in Physical Therapy from June 1967.

40 New Students were admitted in July 1969 bringing the total number of 83 students undergoing training in 1970. The first batch appeared for B.Sc., degree examination in Physical Therapy and 14 students passed the B.Sc., Examination in the year 1969.

13,521 Patients were referred to the Centre and the total number of treatments given was 2,20,807.

Occupational Therapy Centre and School

The total number of patients treated at the Centre was 6,623 and 1,07,089 treatments were given in the Wards and at the Centre. The followings are the other Centres recently established:—
(1) Andheri; (2) Mulund; (3) Chembur; (4) Ghatkopar; (5) Kurla and (6) Bandra.

The work in the Weaving, Tailoring and Printing Sections is being carried out satisfactorily.

40 New students were admitted during the year under report bringing the total to 87. The first batch of 31 students appeared for B.Sc., Degree Examination in Occupational Therapy out of which 21 students declared successful.

Prophylactic Immunization Centre

The total number of patients-treated during the year at the Centre was 35,593 as against 30,345 in the previous year. 7,465 New Cases were registered during the year under report. On 5th March 1969, 176 patients attended the Centre, the figure showing the highest attendance on a single day. Besides, antirabic treatment, immunization against Typhoid, Cholera, Plague, Diphtheria and Small-pox was also done at the Centre.

Family Health Centre

The Family Health Centre continued to function satisfactorily during the year under report.

DEPARTMENT OF PATHOLOGY AND BACTERIOLOGY

Central Clinical Laboratory

90,955 Laboratory investigations were carried out during the year 1969 in the Central Clinic Laboratory (Apart from Ward and O. P. D. Laboratories) on the material sent from the Hospital as against 89,575 and 84,972 in the year 1968 and 1967 respectively. These investigations are grouped under the following heads:—

(1) Pathological	(2) Bacteriological	(3) Skin Tests and	(4) Biochemical.	
(1) Pathological investigations	34,854
(2) Bacteriological Investigations	22,911
(3) Skin Tests	31
(4) Biochemical investigations	33,159

Following table shows the number of Paraffin blocks prepared for histological examination from the autopsy material and surgical tissues from 1st January 1969 to 31st December 1969 together with the figures for the previous two years.

Year	Block of Post-mortem Organs	Blocks of tissues from the surgical side of K.E.M. Hospital and from outside.	Total
1969	13,424	12,159	25,583
1968	21,296	12,300	33,596
1967	6,927	13,293	20,220

Food Handlers' Scheme

2,220 persons were directed for examination by H.O.'s Department from 1-1-1969, to 31-12-1969, out of which only 1,070 persons attended for examination. 474 persons did not give their stools, blood, etc., for Pathological examination and hence their reports are still pending. In all 566 fit and 30 unit Certificates were issued during the year under report.

Neuropathology Department

(1) Surgical number of specimens received from hospital	298
(2) Number of blocks	598
(3) Number of slides	700
(4) Number of Post-mortem specimens	185
(5) Number of blocks	662
(6) Number of slides	800
TOTAL	3,216

SHANTILAL MATHURADAS BLOOD BANK

(Bombay Municipal Blood Centre)

The total number of blood samples including those from voluntary donors was 11,750. Out of Blood samples collected 4,030 were from voluntary donors and 2,694 from relative donors and 5,026 from Professional donors. An amount of Rs. 63,043 was spent out of the poor Box Charity Fund on payment to the Professional donors and on refreshments and Maharashtra Government Lottery Tickets to the Voluntary donors and other incidental charges.

Dr. Jivraj N. Mehta Pharmaceutical Laboratory

The details of the manufacturing work done in the Laboratory during the year 1969 are given below :—

Production

(1) Transfusion bottles 500 ml. (11 different types)	...	1,06,621	Bottles.
(2) A. C. D. Bottles	...	11,578	"
(3) Vials 100, 50 and 10 ml (16 Types)	...	17,451	"
(4) Fluid for Peritoneal Dialysis 500 cc.	...	451	"
(5) Bulk injection and sterile solutions (five types)	...	147	Litters.
(6) Stains and Solutions for Clinical use (13 types)	...	366.5	"
(7) Distilled Water 500 cc.	...	7,403	"

Miscellaneous Items :

(1) Enema and Hand Liquid Soap	...	2,340	Littres.
(2) Keritone Fe & Vit 'C' Syrup	...	370	Bottles.
(3) Bifore Deodorant	...	430	"
(4) Bone wax	...	1,600	Gms.
(5) Repacking from bulk	...	1,456	Units.
(6) Fumigation of tins	...	120	Nos.

Sterile Sets :

(1) Transfusion Sets	...	33,196	Nos.
(2) Bleeding Sets...	...	15,355	Nos.

Central Sterile Supply Service :

(1) Drums	...	33,698	Nos.
(2) Boxes (Saline and Bleeding Sets)	...	15,115	Nos.
(3) Trays	...	15,439	"
(4) Flasks, Jars and pots and Bottles	...	6,811	"
(5) Bleeding Sets	...	15,355	"
(6) Transfusion Sets	...	33,196	"

Control Units :

(1) Pyrogen Test	...	202	Nos.
(2) Sterility Tests	...	388	"
(3) Tests for Contents	...	663	"

Dispensary

The dispensing work carried out in the Dispensary during the year under report is as follows:—

(1) Out-patients	...	4,62,091
(2) In-patients	...	88,855
(3) Ordinary	...	8,271

Advisory Medical Board

During the year under report, the Advisory Medical Board held seven meetings of the Honorary and Professorial Staff.

Staff Society Clinical Meetings

The Staff Society of the K. E. M. Hospital and Seth G. S. Medical College held ten meetings during the year, when papers on the various subjects were presented.

Nursing Staff

During the year under report 122 Nurses were sent up for General Nursing Part I Examination ; 95 Nurses for Part II Examination and 79 Nurses for Midwifery Examination. Out of these 81, 51 and 76 Nurses respectively have been declared passed in the respective examinations held by the Maharashtra Nursing Council.

Smt. Leela K. John from this hospital stood first in the State in Midwifery Examination held in November 1969.

The Bi-annual Conference of the Student Nurses Association of India was held at Delhi in October 1969 and two Delegates from this hospital attended the Conference.

The total number of Nursing Staff during the year was 693 inclusive of the Superior Staff.

The arrangement of sending Nurses to the Kasturba Hospital for training in the Infectious Diseases was continued during the year. Four student Nurses were directed to the Kasturba Hospital every month for training for a period of one month.

The cost of the Nursing Establishment worked out to Rs. 284.98 per Nurse per mensem.

Nurses Welfare Fund

The fund is built out of the subscription from Nurses and from donations received from generous people. It is managed by a Committee of which the Dean is an Ex-officio President. The corpus of the fund amounting to about Rs. 20,000 is held in Government Securities. The donated sums are deposited in fixed deposits and all the receipts kept in Bank of Maharashtra for safe custody. The interest on securities is utilised for providing amenities to the Nurses, such as Subscription for Reader's Digest, variety entertainments sports, paying bills for non-residential members for general lunches and also giving loans to the Nurses in their difficulties.

K. E. M. Hospital & Seth G. S. Medical College Employees' Co-operative Credit Society

The Society worked satisfactorily during the year under report. The total number of members on the roll at the end of June 1969 was 1,643. The Share Capital amounted to Rs. 5,55,663 on 30th June 1969 as against Rs. 5,67,563 on the corresponding date of the previous year.

The accounts of the Society upto 30th June 1969 were audited by the Government Auditors and the Society was awarded 'A' Certificate.

Donations by Philanthropic Bodies and Persons

A Well-wisher who desired to remain anonymous has donated an amount of Rs. 15,000 to this hospital in the year 1969 in memory of (i) Smt. Khemibai Vishindas Ramchandani and (ii) Smt. Parvatibai R. Ramchandani. The interest on this amount is being credited to the Poor Box Charity Fund maintained at this hospital and this amount will be utilised for the benefit of poor and needy patients.

During the year under report number of articles including sweets, toffees, fruits, etc., were donated by Philanthropic Institutions and persons.

Expenditure out of Poor Box Charity Fund

Besides the expenditure incurred from Municipal Funds a sum of Rs. 80,710.67 was spent out of the Poor Box Charity Fund in the year 1969-70 as against Rs. 89,951.37 in the previous year. This amount was mostly spent on costly drugs, blood transfusion, surgical appliances travelling expenses of patients, etc., for the poor and deserving patients of the hospital.

Donations to the extent of Rs. 54,145.39 was received by the Poor Box Charity Fund from the patients, Philanthropic bodies and individuals. In addition to cash donations, small donations in kind were also received.

Expenditure out of the Hospital Budget Grant

The total expenditure incurred on the maintenance of the hospital during the year 1969-70 including liabilities at the end of the year but exclusive of the cost of extension scheme amounted to Rs. 1,55,44,106 approximately. The expenditure was inclusive of the cost of maintenance and treatment of In-patients, Out-patients and Establishment charges on Medical, Nursing, Administration and Labour Staff as well as the cost of the staff for maintenance and repairs of the building.

New Construction & Expansion and Extension

Works in Progress:

- (1) Extension of R. M. O's Quarters.
- (2) Extension of Cardio-vascular Thoracic Centre.

T. H. RINDANI,
M.D., D.Sc., F.A.Sc., F.A.M.S.
Dean,
K. E. M. Hospital & Seth G. S. Medical
College, Parel, Bombay 12.

APPENDIX No. 1

Distribution of beds according to classification of Departments and Sex

Departments	Male	Female	Children	Total
(1) Medical	120	72	...	192
(2) Surgical	108	36	...	144
(3) Ophthalmic	20	12	...	32
(4) Gynaec	...	56	...	56
(5) Obstetric	...	176	...	176
(6) Skin and Venereal	12	8	4	24
(7) Orthopaedic	120	80	40	240
(8) Aural	12	8	22	42
(9) Psychiatric	30	6	6	42
10) Neuro-Surgical	25	2	2	29
(11) Neuro-logy	14	6	4	24
(12) Paediatric Medical	80	80
13) Plastic Surgery and Burns	16	14	10	40
(14) Thoracic	10	6	...	16
(15) Isolation	2	1	...	3
(16) Resuscitation	4	1	...	5
(17) T tanus	5	3	2	10
(18) Cardio-Vascular and Thoracic Surgery	40
(19) Cardiology and Chest Clinic	40
(20) Paediatric Surgery	42	42
(21) Drug Trial (Ciba)	10
(22) Drug Trial (Unichem)	10
Total	498	487	212	1,197+112 = 1,309

APPENDIX No. 2

Statement showing the particulars of Indoor and Out-door patients, the number of Operations per formed etc during the years 1969, 1968 and 1967.

Particulars	1969	1968	1967
(a) In-patients—			
(1) Schedule strength of beds	1,232	1,187	1,179
(2) Daily average number of In-patients	1,826	1,667	1,656
(3) Total number of new In patients admitted	61,011	57,989	52,629
(4) Average number of days each patient was resident	10.6	10.5	10.9
(b) Out-patients—			
(1) Total number of new Out-patients attendance	3,45,096	3,42,112	3,14,401
(2) Daily average number of new Out-patients	1,135	1,118	1,031
(3) Total number of Out-patients attendance New & Old	6,71,070	7,04,428	6,78,973
(4) Daily average number of Out-patients attendance	2,207	2,690	2,230
(5) Number of Casualty Patients	65,165	78,769	69,069
(c) Operations—			
(1) Total number of Operations on In-patients	24,411	22,512	22,289
(2) Total number of Operations on Out-patients	41,292	40,119	40,387

APPENDIX No. 3

Statement showing the In-patients treated in the K. E. M. Hospital during the year 1969 with the classification according to Depts. Sex, Age, Discharges & Deaths.

Departments	Unit	Sex	In the Hospital at the midnight of 31st Dec. 1968	Admitted during the year	Total treated	Discharged during the year	Died during the year	In the Hospital by the midnight of 31st Dec. 1969	
Medical	I	Male	62	1,688	1,750	1,512	161	77	
		Female	21	693	714	602	81	31	
	II	Male	49	1,630	1,679	1,469	168	42	
		Female	15	628	643	553	70	20	
	III	Male	65	1,739	1,804	1,538	202	64	
		Female	24	844	868	752	84	32	
	IV	Male	55	1,972	2,027	1,733	244	50	
		Female	21	942	963	806	138	19	
		M/Children	2	279	281	151	127	3	
		F/Children	1	203	204	110	92	2	
	V	Male	38	1,292	1,336	1,145	156	29	
		Female	9	622	631	525	91	15	
	VI	Male	11	1,445	1,456	1,262	157	37	
		Female	11	677	688	586	84	18	
	Surgical	I	Male	54	1,854	1,908	1,734	124	50
			Female	20	493	513	457	40	16
		II	Male	54	1,882	1,936	1,783	111	42
			Female	11	564	575	521	45	9
III		Male	20	1,564	1,584	1,455	94	35	
		Female	9	443	452	404	40	8	
IV		Male	25	1,722	1,747	1,616	110	21	
		Female	10	460	470	416	51	3	
V		Male	21	1,659	1,680	1,550	98	32	
		Female	11	435	446	382	61	3	
VI		Male	27	1,598	1,625	1,467	135	23	
		Female	12	496	508	431	71	6	
Ophthalmic		I	Male	8	384	392	379	...	13
			Female	6	202	208	201	...	7
			M/Children	1	27	28	27	...	1
			F/Children	1	34	35	35
		II	Male	12	343	355	344	...	11
			Female	6	200	206	201	...	5
	M/Children		1	21	22	22	
	F/Children		1	17	18	18	
Gynaec	I	Female	28	1,309	1,337	1,315	9	13	
		F/Children	
	II	Female	23	1,355	1,378	1,349	12	17	
		F/Children	
	III	Female	...	119	119	117	...	2	
		F/Children	
	IV	Female	...	115	115	102	1	12	
		F/Children	
Skin & Venereal	Male	18	278	296	286	2	8		
	Female	9	91	100	92	4	4		
	M/Children	1	19	20	20		
	F/Children	1	14	15	12	3	...		
Aural	I	Male	8	562	570	555	7	8	
		Female	3	440	443	436	1	6	
		M/Children	1	274	275	272	1	2	
		F/Children	4	258	262	259	1	2	
	II	Male	9	499	508	498	3	7	
		Female	3	401	404	401	...	3	
		M/Children	3	268	271	270	1	...	
		F/Children	3	293	296	296	
Orthopaedic	I	Male	104	735	839	701	34	104	
		Female	45	335	380	310	7	63	
		M/Children	9	185	194	179	...	15	
		F/Children	6	103	109	102	1	6	
	II	Male	81	736	817	725	25	67	
		Female	41	358	399	325	11	63	
		M/Children	14	187	201	193	1	7	
		F/Children	12	94	106	104	1	1	
	III	Male	66	750	816	714	26	76	
		Female	35	306	341	295	9	37	
		M/Children	7	243	250	240	...	10	
		F/Children	13	109	122	105	2	15	

APPENDIX No. 3—(concl.)

Departments	Unit	Sex	In the Hospital at the midnight of 31st Dec. 1968	Admitted during the year	Total treated	Discharged during the year	Died during the year	In the Hospital by the midnight of 31st Dec. 1969:
Psychiatric	... I	Male ...	17	277	294	279	2	13
		Female ...	3	126	129	123	1	5
		M/Children	18	18	18
		F/Children	11	11	10	...	1
	... II	Male ...	13	264	277	260	4	13
		Female ...	6	111	117	110	2	5
		M/Children ...	1	13	14	12	...	2
		F/Children ...	1	12	13	13
Neuro-Surgery	Male ...	19	246	265	207	37	21	
	Female ...	7	91	98	69	22	7	
	M/Children ...	6	73	79	57	18	4	
	F/Children ...	1	29	30	22	7	1	
Neurology	Male ...	15	254	267	240	15	12	
	Female ...	12	123	135	121	7	7	
	M/Children ...	2	38	40	32	3	5	
	F/Children ...	1	22	23	21	...	2	
Paediatric Medical	... I	M/Children ...	37	1,380	1,417	1,185	211	21
		F/Children ...	31	1,065	1,096	882	197	17
	... II	M/Children ...	22	1,397	1,419	1,190	215	14
		F/Children ...	14	981	995	815	169	11
	... III	M/Children ...	22	1,294	1,316	1,087	209	20
		F/Children ...	7	940	947	784	149	14
Obstetric	... I	Female ...	87	3,992	4,079	4,038	12	29
	... II	Female ...	43	3,178	3,221	3,192	7	22
	... III	Female	240	240	213	...	27
	... IV	Female	346	346	322	...	24
Plastic-Surgery	Male ...	26	191	217	185	5	27	
	Female ...	12	88	100	91	...	9	
	M/Children ...	9	82	91	84	2	5	
	F/Children ...	4	48	52	48	...	4	
Thoracic-Surgery	Male ...	28	219	247	189	36	22	
	Female ...	19	174	193	149	21	23	
	M/Children ...	2	51	53	47	5	1	
	F/Children ...	2	40	42	31	8	3	
Cardiology	Male ...	5	43	48	35	6	7	
	Female ...	5	33	38	31	1	6	
	M/Children	13	13	11	...	2	
	F/Children	4	4	4	
Paediatric-Surgery	M/Children ...	27	2,204	2,231	2,104	99	28	
	F/Children ...	18	1,130	1,148	1,071	63	14	
Asthma	Male ...	8	395	403	397	5	11	
	Female ...	11	250	261	249	4	8	
	M/Children	18	18	18	
	F/Children	19	19	19	
Total	Male ...	916	26,221	27,137	24,248	1,967	922	
	Female ...	578	21,280	21,858	20,287	987	584	
	M/Children ...	167	8,084	8,251	7,219	892	140	
	F/Children ...	121	5,426	5,547	4,761	693	93	
All Total ...			1,782	61,011	62,793	56,515	4,539	1,739

APPENDIX No. 4

Statement showing the Out-patients (New, Old and Casualty) treated in the K.E. M. Hospital during the year 1969, with the classification according to the Departments, Sex and Age.

Departments	Sex	O. P. D. New cases	O. P. D. Old cases	Total attendance	Casualty
Medical	Male	43,995	37,019	81,014	1,708
	Female	24,557	25,133	49,690	839
	M/Children	56	...	56	...
	F/Children	42	...	42	...
Surgical	Male	59,146	36,276	95,422	26,016
	Female	22,016	13,481	35,497	6,652
	M/Children
	F/Children
Ophthalmic	Male	12,494	8,469	20,963	2,707
	Female	5,213	4,275	9,488	316
	M/Children	1,259	386	1,645	187
	F/Children	860	199	1,059	71
Gynaec	Female	10,537	9,657	20,194	39
	F/Children	1	...	1	7
Dental	Male	9,373	3,954	13,327	92
	Female	6,193	3,026	9,219	15
	M/Children	1,176	211	1,387	6
	F/Children	820	143	963	14
Skin and Venereal	Male	14,041	12,806	26,847	92
	Female	6,487	4,909	11,396	9
	M/Children	3,015	1,112	4,127	16
	F/Children	2,199	759	2,958	5
Aural	Male	10,897	9,286	20,183	612
	Female	6,921	6,645	13,566	217
	M/Children	3,304	1,989	5,293	436
	F/Children	2,603	1,442	4,045	331
Orthopaedic	Male	9,994	34,672	44,666	6,870
	Female	5,083	13,275	18,363	1,616
	M/Children	1,952	5,466	7,418	2,002
	F/Children	1,159	2,796	3,955	964
Psychiatric	Male	2,117	16,533	18,650	10
	Female	1,160	9,795	10,955	3
	M/Children	126	331	457	1
	F/Children	73	118	191	...
Neuro-Surgery	Male	204	306	510	2
	Female	97	109	206	1
	M/Children	39	40	79	...
	F/Children	27	9	36	...
Neurology	Male	751	1,172	1,923	1
	Female	407	395	802	1
	M/Children	181	47	228	...
	F/Children	81	24	105	1
Paediatric Medical	M/Children	15,476	17,389	32,865	764
	F/Children	11,771	11,367	23,138	164
Obstetric	Female	8,299	15,637	23,936	164
Dispensary Service	Male	8,501	4,552	13,053	...
	Female	3,874	2,238	6,112	...
	M/Children	1,395	169	1,564	...
	F/Children	923	92	1,015	...
Thoracic Surgery	Male	407	40	447	...
	Female	268	7	275	...
	M/Children	73	1	74	...
	F/Children	46	...	46	...
Cardiology	Male	608	193	801	...
	Female	323	95	418	...
	M/Children	29	4	33	...
	F/Children	32	3	35	...
Diabetic Clinic	Male	538	49	587	...
	Female	302	8	310	...
	M/Children	6	1	7	...
	F/Children	1	1	2	...
Gastro-Intestinal Clinic	Male	113	557	670	...
	Female	56	122	178	...
	M/Children	11	7	18	...
	F/Children	1	...	1	...

APPENDIX No. 4—(Concl'd.)

Statement showing the Out-patients (New, Old and Casualty) treated in the K. E. M. Hospital during the year 1968, with classifications according to the Departments, Sex, and Age

Department	Sex	O. P. D. New cases	O. P. D. Old cases	Total attendance	Casualty
Endocrinology	... Male	81	38	119	...
	Female	201	35	236	...
	M/Children	8	2	10	...
Epilepsy	... Male	21	1	22	...
	Female	93	91	184	...
	M/Children	56	36	92	...
Asthama Clinic	... Male	32	10	42	...
	Female	21	3	24	...
	M/Children	137	70	207	...
Plastic-Surgery	... Male	71	28	99	...
	Female	18	5	23	...
	M/Children	3	5	8	...
Paediatric Surgery	... Male	141	29	170	...
	Female	88	5	93	...
	M/Children	55	39	94	...
Total	... Male	49	18	67	...
	F/Children	12,884	4,419	17,303	8,107
	F/Children	7,423	2,293	9,716	3,828
Grand Total;...	... Male	1,73,631	1,66,112	3,39,743	38,111
	Female	1,02,214	1,08,961	2,11,175	9,873
	M/Children	41,095	31,628	72,723	11,519
	F/Children	28,156	19,273	47,429	5,662

APPENDIX No. 5

Statement showing the relative cost per In-patient and Out-patient per day during the year 1969-70 and previous two years

Particulars	1969-70	1968-69	1967-68
(a) Average cost per In-patient per day	Rs. 18.47	Rs. 15.71	Rs. 15.67
(b) Average cost per In-patient admission	192.14	172.05	170.98
(c) Average cost per Out-patient attendance	5.69	3.60	3.42
(d) Average cost per Out-patient admission	11.07	4.43	7.40

APPENDIX No. 6

Statement showing the details of cost per In-patient for the year 1969-70 and previous two years.

Year	Diet	Drugs Dressings etc.	Stores and Linen	Heating and Lighting	Misce- llaneous	Estab- lishment	Repairs to Building and Engineer- ings	Total
1969-70	Rs. 1.75	P. 4.82	Rs. 0.97	P. 0.34	Rs. 1.30	P. 8.92	Rs. 0.37	P. 18.47
1968-69	1.57	3.30	0.68	0.31	0.69	8.80	0.36	15.71
1967-68	1.53	3.11	0.64	0.35	0.94	8.68	0.47	15.67

APPENDIX No. 7

Statement showing the average cost of each New Out-patient's admission for the year 1969-70 and previous two years.

Year	Drugs Dressings etc.	Stores and Linen	Heating and Lighting	Misce- llaneous	Estab- lishment	Repairs to Building Engineering	Total
1969-70	Rs. 2.20	P. 0.56	Rs. 0.03	P. 0.33	Rs. 7.69	P. 0.26	Rs. 11.07
1968-69	1.89	0.50	0.04	0.14	4.60	0.18	7.43
1967-68	1.63	0.76	0.03	0.10	4.78	0.10	7.40

APPENDIX No. 8

Statistical Information

Average age of students.		Year 1969-70	Year 1968-69
I. At the time of admission	...	19 Years	18 Years
II. At the time of Matriculation	...	17 Years	17 Years
<i>Marital state at the time of admission :</i>			
I. Married
II. Betrothed
III. Single	...	Yes	Yes
<i>Occupations of parents or guardians :</i>			
Service	...	50%	54%
Medical Profession	...	8%	12%
Legal profession	...	2%	3%
Engineering	...	2.5%	3%
Miscellaneous occupations	...	37.5%	28%

APPENDIX No. 9

Annual Cost and Revenue

		1969-70	1968-69
		Rs.	Rs.
Total expenditure including expenditure on hostels	25,53,305.00	22,59,941.00
Dearness Allowance (included in the above figures)	9,67,535.00	5,55,716.29
Revenue from tuition fees, Hostel rent and miscellaneous receipts	3,62,675.00	3,23,700.00
Revenue from Post-graduate fees	91,720.00	75,125.00
Gross cost per student	1,720.62	1,936.54
Net cost per student	1,380.31	1,549.96
Income from Hostel	50,520.00	52,315.00
Expenditure on Hostel	65,910.00	36,670.00

APPENDIX No. 10

PARTICULARS REGARDING STUDENTS

Number of students in the different classes :—

Class	Male student	Female student	Total
1st M.B., B.S. 1st year	104	56	160
1st M. B., B. S. 2nd year	88	75	163
2nd M.B., B.S. (I, II, & III term)	112	86	198
3rd M.B., B.S. (I, II, & III term)	166	144	310
Interns	70	83	153
Total number of Undergraduates	540	444	984
Post graduates including Research students	326	174	500
Grand Total	866	618	1,084

APPENDIX No. 11
RESULTS OF VARIOUS EXAMINATIONS

Undergraduate Examination.

Name of the Examination	Held in	Candidates sent up	No. of Candidates who passed the whole examination
1st M.B.B.S.	April 1969	20	19
	October 1969	156	141
IInd M.B.B.S.	April 1969	140	124
	October 1969	45	40
IIIrd M.B.B.S.	April 1969	63	44
	October 1969	129	103
M. D. Medicine	April 1969	15	6
	October 1969	11	1
M. D. Path and Bact.	April 1969	3	Nil.
	October 1969	2	Nil.
M. D. Obst. and Gynaec.	April 1969	15	6
	October 1969	12	2
M. D. Pharmacology	April 1969	1	Nil.
	October 1969	Nil.	Nil.
M. D. Tuberculosis	April 1969	Nil.	Nil.
	October 1969	Nil.	Nil.
M. D. Paeditrics	April 1969	13	2
	October 1969	16	5
M. D. Skin Diseases	April 1969	2	2
	October 1969	1	Nil.
M. D. Anaesthesia	April 1969	3	2
	October 1969	Nil.	Nil.
M. D. Radiology	April 1969	2	1
	October 1969	Nil.	Nil.
M. D. Preventive Social Medicine	April 1969	Nil.	Nil.
	October 1969	Nil.	Nil.
M. D. Psychology	April 1969	3	Nil.
	October 1969	3	2
M. D. Human Physiology	April 1969	Nil.	Nil.
	October 1969	Nil.	Nil.
M. D. Neurology	April 1969	Nil.	Nil.
	October 1969	Nil.	Nil.
M. D. Cardiology	April 1969	Nil.	Nil.
	October 1969	Nil.	Nil.
M. S. Gen. Surgery	April 1969	14	4
	October 1969	18	6
M S. Orthopaedics	April 1969	8	2
	October 1969	9	3
M S. E. N. T.	April 1969	8	2
	October 1969	4	2
M. S. Ophthalmology	April 1969	1	1
	October 1969	4	2
M. S. Human Anatomy	April 1969	1	Nil.
	October 1969	1	1
M. S. Neuro Surgery	April 1969	Nil.	Nil.
	October 1969	Nil.	Nil.
M. S. Thoracic Surgery	April 1969	Nil.	Nil.
	October 1969	Nil.	Nil.
M S. Plastic Surgery	April 1969	Nil.	Nil.
	October 1969	1	1
M. Sc. Medical Human Anatomy	April 1969	Nil.	Nil.
	October 1969	Nil.	Nil.
D. A.	April 1969	12	5
	October 1969	16	15
D. V. D.	April 1969	1	Nil.
	October 1969	Nil.	Nil.
D. P. H.	April 1969	4	2
	October 1969	1	Nil.
D. P. M.	April 1969	Nil.	Nil.
	October 1969	9	7
M. Sc. Bioch by papers	April 1969	9	7
	October 1969	Nil.	Nil.
M. Sc. Bio by Research...	April 1969	1	1
	October 1969	Nil.	Nil.
M Sc. Micrology Research	April 1969	2	2
	October 1969	Nil.	Nil.
M. S. Applied Bio by Research	April 1969	Nil.	Nil.
	October 1969	Nil.	Nil.

APPENDIX No. 11
RESULTS OF VARIOUS EXAMINATIONS

Undergraduate Examination.

Name of the Examination	Held in	Candidates sent up	No. of Candidates who passed the whole examination
M. Sc. Animal Physiology	April 1969	Nil	Nil
	October 1969	Nil	Nil
Ph. D. Applied biology	April 1969	Nil	Nil
	October 1969	Nil	Nil
Ph. D. Biochemistry	April 1969	Nil	Nil
	October 1969	Nil	Nil
Ph. D. Animal Physiology	April 1969	Nil	Nil
	October 1969	Nil	Nil
Ph. D. Micrology	April 1969	Nil	Nil
	October 1969	Nil	Nil
Ph. D. Medical	April 1969	Nil	Nil
	October 1969	Nil	Nil
Result of the college of Physicians and Surgeons of Bombay.			
M. C. P. S.	April 1969	5	3
	October 1969	4	1
F. C. P. S.	April 1969	Nil	Nil
	October 1969	2	9
D. G. O.	April 1969	15	9
	October 1969	11	6
D. C. H.	April 1969	16	4
	October 1969	19	7
D. F. P.	April 1969	3	3
	October 1969	9	9
D. O. M. S.	April 1969	2	2
	October 1969	1	1
D. P. M.	April 1969	1	1
	October 1969	Nil	Nil
D. M. R. E.	April 1969	2	2
	October 1969	3	3
D. D. V.	April 1969	Nil	Nil
	October 1969	1	1
D. O. R. L.	April 1969	9	3
	October 1969	10	3
D. Ortho	April 1969	6	4
	October 1969	6	2
D. A.	April 1969	1	1
	October 1969	Nil	Nil

E. N. T. HOSPITAL

The Ear, Nose and Throat Hospital was started at the improvement Trust Bldg. 7, Napier Road, Fort Bombay 1. On the 15th December 1962 for providing medical and surgical treatment to patients suffering from Ear, Nose and Throat diseases.

The Scheduled bed strength of the hospital is 100, and all the 100 beds were commissioned for *inpatients* during the year under report. The total number of patients admitted in the hospital during the year 1969 was 5,554. The average stay of an inpatient in the hospital was 4.23 days during this period. Out of the total number of 5,554 inpatients 3,429 were cured, 1,739 were relieved, 248 were otherwise discharged, 43 left against medical advice, 18 died, leaving 77 patients under treatment in the hospital on the last day of the year.

The highest number of patients admitted on a single day was 33 on 3rd October, 1969.

Out-Patient Department

The total number of new case papers issued during the year 1969-70 was 31,157 and the total number of out patient attendance (New 31,157 and Old 42,425 cases) was 73,582 bringing the daily average attendance of out-patients to 241.25. The highest number of out-patients on a single day was 380 on 18th August, 1969.

Operative Work

As many as 5,942 operations were performed out of which 1,222 were on out-patients and the remaining on the In-patients during the year.

Pathology Department

13,957 Clinicopathological investigations were performed in the year. The post of part-time pathologist remained vacant for the major part of the year since there was no response to the advertisement.

Radiology Department

2,621 radiological investigations were done during the 1969-70.

Audiology Clinic

1,761 audiograms were recorded during the year.

Poor Box Charity Fund

Cash Boxes were kept in the hospital to enable the patients to drop in their voluntary contributions towards the Poor Box Charity Fund. An amount of Rs. 7,331.71 was collected for the Fund through these boxes during the 1969-70. The funds so collected are utilized to provide hearing aids, tracheostomy tubes, and free blood transfusions to the poor & deserving patients.

A Gift shop through which certain medicines & injections are sold to patients at a comparatively cheaper rate and sometimes at part cost, is also run by the Fund.

The amount collected is deposited in the Central Bank of India Ltd.

The major item on which the fund is expended is the payment for blood transfusion where the patients generally do not afford to pay. In cases of poor & deserving patients, blood is supplied at part/nil cost.

M. J. NERURKAR,
Asstt. Medical Officer,
Muml. E. N. T. Hospital.

APPENDIX I

Statement showing the particulars of Outdoor patients treated during the year 1969 at the E. N. T. Hospital:—

(1) No. of new cases	31,157
(2) No. of old cases	42,425
(3) No. of higher attendance on single day	380 on 18th August 1969
(4) Daily average No. of out-patients' attendance	241.25
(5) No. of operations on out-patients	1,222

Statement showing out-patients (new and old) treated in the E. N. T. Hospital during the year 1969 with classification according to sex:—

Sex	O.P.D. New Cases.	O.P.D. Old Cases.	Total Attendance
Male	14,766	21,249	36,015
Female	8,183	13,924	22,107
Male-Child	4,360	4,590	8,950
Female-Child	3,848	2,662	6,510
Total	31,157	42,425	73,582

APPENDIX II

Statement showing the Indoor-patients, Operations done, etc., during the year 1969 at the E. N. T. Hospital.

(1) Scheduled strength of beds	100
(2) No. of beds commissioned	100
(3) Total No. of new patients admitted	5,554
(4) Average No. of days each patient was resident	4.23 days
(5) Total No. of operations on indoor patients	4,720

Statement showing the in-patients treated in the E. N. T. Hospital during the year 1969 with classification according to Sex etc.

Sex.	Admitted.	Discharged.	Died.	In the Hospital.
Male	2,032	1,991	10	31
Female	1,510	1,484	3	23
Male-Child	1,027	1,012	3	12
Female-Child	985	972	2	11
Total	5,554	5,459	18	77

Bai Yamunabai L. Nair Charitable Hospital & Topiwala National Medical College

BOMBAY-8

Hospital

The new extension building, with ground and eight floors has been put into commission on 26th January 1969. This building has maximum comforts, privacy, bed light and call bell system for individual beds. A separate cabin for intensive care is being fitted. Casualty with resuscitation ward and Out-patient department are provided. There are 10 operation theatres to be fully air-conditioned with separate theatres for Heart and Brain Surgery and recovery beds in the operation theatre block. Operation lights are being fitted with emergency lighting arrangement. There is central oxygen and N₂O supply arrangement for the whole building. Sterilisation equipment is installed with double fuel arrangement viz. Electric and Town gas.

The top floor accommodates—R. M.Os with dining facilities for them. With the commissioning of the new hospital building the bed strength is increased from 336 to 667 and has to some extent eased the overcrowding of in-patients.

Second Phase of Extension Programme

During the next five years it is proposed to build a hospital with 300 beds. Nurses Home with School of Nursing, Kitchen and Diet stores, Mortuary block and R. M. Os. quarters at an estimated total cost of about Rs. 2.5 crores.

Administrative Staff

Dr. T. H. Rindani, M.D., D.Sc., F.A.Sc., F.A.M.S. held the post of the Dean, of the B. Y. L. Nair Charitable Hospital and Topiwala National Medical College upto 21-9-1969. On his transfer to the K. E. M. Hospital and The Seth G. S. Medical College, Dr. E. J. De'Souza, Professor and Head of the Department of Anatomy was appointed from 22-9-1969 to hold charge of the office of the Dean to look after the work of the hospital and Topiwala National Medical College, and Dr. V. B. X. Almeida to help him with the work of the hospital.

Dr. V. B. X. Almeida, M.B.,B.S., held the post of the Assistant Dean and Fire Brigade Surgeon.

A short report in general and on work done in the various departments of the Hospital is given below:—

Indoor Patients

The total number of patients admitted during the year was 26987 against 25519 and 25374 during the year 1968 and 1967 respectively.

On an average, the daily number of inpatients was 618.74 as against a schedule bed strength of 667.

Some surgical cases were treated at Dr. Bhajekar Hospital and more complicated cases were operated at the Nair Hospital which caused a slightly higher average stay of the patients.

The highest number of in-patients on a singly day was 765 and highest number of admissions on a single day was 122.

Out of total number of 27478 in-patients including 491 brought from the previous year's balance, 25179 were discharged. 1554 died leaving a balance of 745 patients at the end of the year.

Out of 1554 deaths 262 were within first 24 hours of admission, 511 were after 24 hours but within 72 hours of admission and the remaining 781 died after a period exceeding 3 days from admission.

Out-Patient Department

The working hours of the Outpatient clinics and registry section are the same. The working hours of almost all the special service units like Cardiology, Gastroenterology, etc., are fixed from 11.30 A.M. onwards.

This timing has been found to be more helpful in reducing the waiting period for the patients.

The total number of O. P. D. attendance including casualty patients during the year was 452775 as against 368568 for the year 1968 giving a daily average of 1479.66 against 1204.47 for the previous year.

The highest number of attendance on any one day was 2047 as against 1738 for the previous year. The highest number of new and old cases on a single day was 853 and 1364 respectively.

Blood Bank

During the year approximately 4040 transfusions (excluding plasma transfusions) were administered as against 4471 for the previous year.

Response from the voluntary donors was found to be quite encouraging as 990 voluntary donors were bled during the year as against 958 during the previous year.

Due to the ever pressing demand for blood it was thought desirable to request the relations of the patient in need of blood, to donate blood. Response for request was found encouraging and many relatives responded to the request.

During the year 1969, 732 autopsies were performed.

Pharmacy Department

The pharmacy department which was kept under a qualified Pharmacist in 1954 has now expanded to an up-to-date full fledged unit undertaking preparations of a number of drugs, vials, ampules, package of ointment and eye drops bottles, etc.

Central Sterile Supply

The sterilization service is given to all India Institute of Rehabilitation and Family Planning Centre at Bombay Central, as they do not have sterilisation facilities.

During the period under report following institutions sent their drums for sterilisation to this Hospital till their sterilizers got repaired.

1. Dr. Bhajekar Hospital.
2. Kasturba Hospital.
3. E. N. T. Hospital.

Quality Control.

Periodically culture tests were conducted at B. Y. L. Nair Ch. Hospital and Bhajekar Hospital sterilizers to check the performance of the sterilizers.

Education.

Six students of Diploma in Pharmacy of Amaravati and Jalgaon College of Pharmacy, came for their practical training as prescribed by Pharmacy Council of India.

All India Pharmaceutical congress held in the year 1969 invited the Superintendent of Pharmacy to give a special lecture, in *Hospital Pharmacy* at Chandigarh.

Visitors—(1) Dr. P. R. Desai, F.R.C.S. Director of Post-graduate and Research Institute Bangalore visited to Pharmacy Department and envisaged keen interest in Hospital Pharmacy working.

(2) First year students from department of Chemical Technology visited to Pharmacy Department.

(3) Shri Acharya, Professor of Dispensing Pharmacy from Karad Pharmacy College visited the Pharmacy Department.

Cardiology Medical and Surgical Services

The Outpatient clinic is open on Mondays and Fridays from 11.30 A.M. to 1.30 P.M.

During the year 429 new cases and 682 old cases were examined and treated at O. P. D. 118 patients were admitted for indoor treatment.

During the year 85 cardiac operations were done. During the year under report 7573 cardiograms were taken as against 6407 during the pervious year.

Gastro-Enterology Medical Service

The Out-patient clinic is open on Wednesdays and Saturdays from 11.30 A.M. to 1.30 P.M.

During the year 574 new cases were examined and treated at the O. P. D. in addition to the old follow up cases which numbered about 1885. 232 patients were admitted for indoor treatment.

A regular follow-up is undertaken of all the cases. The department carried out routine investigations in addition to special investigations such as Peritoneoscopy, Sigmoidoscopy, Gastric Biopsies, Jejunal Biopsies, Colon Biopsies Oesophagus Biopsy and Gastroscopy.

Gastro-Enterology Surgical Service

The Clinic is open on Wednesdays from 11.30 A.M. to 1.30 P. M.

During the year 639 new cases were examined and treated in addition to the regular old and follow-up cases which numbered about 1575. 575 cases were operated out of the patients admitted for indoor treatment.

Neurology Service

The Clinic is open on Tuesdays and Thursdays from 11.30 A.M. to 1.30 P.M. onwards.

During the year 209 new cases were treated and examined in addition to 351 old cases coming for follow-up. 128 cases were admitted from those attending the O. P. D. clinic in addition to the cases transferred from other services of the Hospital.

Neuro-surgery

The out-patient clinic is open on Tuesdays and Thursdays 11-30 A.M. to 1-30 P.M. onwards.

During the year 290 new and old cases were examined and treated. 55 cases were admitted for indoor treatment. During the year under report 150 operations were performed.

Rheumatic and Collagen Diseases Department

The O. P. D. Clinic is open on Saturdays from 11-30 A. M. to 1-30 P. M. onwards.

The attendance at the clinic is increased and at every service there are about 8 new cases and 70 follow-up cases.

Thoracic Surgery Service

The O. P. D. clinic is open on Fridays from 11 A.M. onwards.

During the year 148 new and 154 old cases attended the Out-patient department. 94 operations were performed on the patients admitted for indoor treatment.

Genito-Urinary Surgical Service

The O. P. D. Clinic is open on Saturdays from 11-30 A.M. onwards.

During the year 148 new and 295 old cases were examined and treated. During the year 68 operations were performed.

Plastic Surgery Service

The O. P. D. Clinic is open on Thursdays between 11-30 A.M. onwards.

During the year 300 new cases attended the department, in addition to regular follow-up cases. 120 patients were admitted for surgery and 180 operations were performed.

Eye-Bank

The Clinic is open on Thursdays from 12-30 P. M. onwards.

During the period from 1-1-1969 to 31-12-69 new cases were examined at the clinic in addition to a regular follow-up of cases which were on average 10 per clinic. 45 patients were admitted for indoor treatment and 43 operations were performed.

Response for donation of eyes was gradually on increase.

Family Welfare Planning Clinic

The attendance at the clinic was found to be on increase and during the year 21989 persons attended the clinic and 29396 persons were visited at home for new contact and follow-up. Contraceptives costing about Rs. 18,116.78 were supplied to the persons attending the clinic. During the year 363 vasectomy and 2759 sterilisation operations were performed.

Department of Radiology.

During the year under report, the following diagnostic and Therapeutic work was done in the department

Routine X-ray	20,847
Ba-Meal	715
Ba-Swallow	112
Ba-Enema	109
I. V. P.	369
Percutaneous cholangiography	4
Oral-Cholecystography	50
T. Tube Cholangiography	14
Hysterosalpingeography	46
Pelvimetry	59
Ventriculography	44
Carotid Angiography	251
Bil. Carotid Angiography	10
Brachial Angiography	56
P. E. G.	45
Bronchogram	85
Bil. Bronchogram	4
Myelogram	83
Spleenogram	33
Arch Aortography	45
Renal Angiography	12
Femoral Angiography	6
Trans Femoral Angiography	1
Pulmonary Angiography	1
Vertebral Angiography	4
Coeliac Angiography	1
Lt. Common Carotid Angiography	1
Bil. Vasovesiculogram	1
Superior valve Aortography	1
Ascending pyelography	17
Arteriography	1
Shoulder Arthrogram	1
Cystourethrogram	44
Micturating cystourethrogram	3
Retrograde urethrogram	2
Lino-Renal shunt study	1
Placentography	3
Gynaecography	4
Palatography	14
C. S. Myelogram	1
Fistulography	6

Lymphangiography	2
Celiography	3
Tumogram	17
Sinusogram	15
Pelvic Aortography	1
Sialogram	4
Venogram	1
Ext. Angiography	1

Thyroid Clinic

The Clinic is open on Saturdays from 12-00 Noon to 1-30 p.m.

Anti Rabic Department

The Clinic is open everyday between 3-00 P.M. and 5-00 P.M. On Sundays and holidays between 10-00 A.M. and 12-00 NOON.

Endocrinology Department

The Clinic is open on Mondays and Fridays from 2-00 P.M., to 4-00 P.M.

During the year 217 new cases and 1437 old cases were examined and treated at the O. P. D.

Preventive and Social Medicine Department

The department provided clinic service to two types of Socio-occupational groups—Sweepers at Arthur Road and office goers at Gilder Lane.

The record of clinic service for the year 1969 is as follows :—

Group	No. of clinic Sessions held	No. of 1st Visit	No. of revisits	Total
Arthur Road ...	191	34	3371	3410
Gilder Lane ...	48	1	136	137
Total ...	239	35	3512	3547

During the year "Tuberculin" testing was carried on 8383 children attending O. P. D. Clinic as against 8014 for the previous year. B. C. G. vaccination was administered to 1750 new born and 1385 children attended paediatric O. P. D. and school clinic of the hospital.

Home visits were undertaken as usual and small-pox vaccination was given to the new born children. Health education classes were held once a week at the O. P. D. Clinic and once a week in the Arthur Road chawls.

Community Health Service at Bandra

This project in collaboration with Sodality House was continued in 1969. Medical relief is undertaken in the 10,000 strong community residing at the Behrampada slums in Khernagar at Bandra.

Audiology and Speech Therapy Department

During the year 1808 new cases were registered as against 1705 for the previous year, Average daily attendance increased to about 45 to 50 as against 42 to 45 for the previous year.

The break up of the different cases treated at the departments as under :—

Deafness	265
Stammering	254
Dyslalia	96
Laryngectomy	19
Mental Retardation	42
Cerebral Palsy	9
Aphasia	22
Cleft Palate	22
Audiogram	802
Dysarthria	10
Delayed in speech and Language	77
Undiagnosed	120
Dysphonia	68
For Observation	2
Total	1808

9 fresh admissions were made for the B. Sc. (A.S.T.) Part I Course in June 1969. 11 candidates plus 5 Diploma holders appeared for B.Sc. Part I degree examination in June 1969 out of which 11 were declared successful and two were allowed to keep terms, subject to their passing the exam. in October 1969. 5 students have to repeat as they had failed in more than one subject.

9 candidates appeared for B.Sc. Part II exam. in June 1969 and result was 100%.

School Clinic

The Clinic worked in three services viz. Paediatric, Aural and Ophthalmic from Monday to Friday between 2-30 P.M., to 4-30 P.M.

Attendance

Service.	New	Old	Total	Referred
Paediatric ...	816	5761	6577	...
Ophthalmic ...	372	2202	2574	406
Aural ...	685	3722	4407	782
Grand Total ...	1873	11685	13558	1188

During the year 125 children were operated for Tonsils 2 for Mastoid and 10 for diseases of eye and other operations 9. Glasses were given to 153 children.

Nursing Staff

During the year 20 students passed General Nursing Examination Part II and 35 students passed the mid-wifery examination.

Poor Patients Fund

Donations to the extent of Rs. 5,911.00 were received during the year in addition to Rs. 23,848.23 collected from the boxes kept in the wards and O. P. D. of this hospital.

An amount of Rs. 76,144.48 was spent from the fund towards Medicine, Drugs etc. for the Poor patients.

A person who desired to remain anonymous has donated an amount of Rs. 15,000 to this hospital in memory of (i) Smt. Khemibai Vishindas Ramchandani and (ii) Smt. Parvatibai R. Ramchandani.

The interest thereon is credited to the Poor Patients' Fund and utilised for the poor and needy patients.

Health Check up Centre

342 citizens took benefit of this facility during the year.

The Health Check-up Centre is open on week days from 6-00 P.M. to 7-30 P.M. and on Saturdays from 2 P.M. to 3-30 P.M.

Annual Expenditure

The total expenditure incurred on the maintenance of the Hospital including liabilities at the end of the year amounted to Rs. 76,859.65 as against Rs. 54,783.09 for the previous year.

Appendices 1 to 9 give the information about the work of the Hospital in statistical form.

TOPIWALA NATIONAL MEDICAL COLLEGE

The College has been permanently affiliated to the University of Bombay for teaching the courses of studies leading upto M.B., B.S. and B.Sc. (Med.) Degree examinations.

The College is affiliated with the College of Physicians and Surgeons of Bombay for Post-graduate diploma courses.

The College has been affiliated to the University of Bombay for teaching the courses of studies leading to B.S.C. (Audiology and Speech Therapy) Degree Examination on temporary basis.

Admission

The number of undergraduate students on the roll at the close of the year was 668 out of which 249 were lady students. The number of postgraduate students was 219 including 74 ladies. Students registered for Diploma courses of the College of Physicians and Surgeons of Bombay were 70 including 39 lady students.

University and College Prizes

List of Prizes in the year 1969-70 :—

Name of the student	Name of the Prize awarded.
(1) Shri N. R. Mehta ...	Dr. L. H. Hiranandani, Entrance Scholarship for 1969.
(2) Shri H. I. Surya Narayan ...	Dr. D. V. Patel Scholarship for 1969.
(3) Shri M. J. Mehta ...	Mrs. Jane Patrao Scholarship for 1969.
(4) Shri G. N. Kini ...	Dr. C. S. Sankar Narayan Iyer's Prize for scholarship for 1969.
(5) Smt. A. M. Borges ...	(1) Dr. V. G. Rele's Scholarship. (2) Dr. S. S. Ram's Prize, (3) Dr. Manech Billimoria Prize, (4) Dr. H. A. Maniar's Prize, (5) Shri Dongarshi A. Karia's Prize and Dr. W. B. Bhawe Memorial Prize at the IInd M. B., B. S. examination held in April 1969.
(6) Shri D. M. Patel ...	Dr. A. L. Nair Memorial Scholarship for the year 1969.
(7) Smt. S. P. Billimoria ...	Dr. A. L. Nair Scholarship in competitive exam. in Surgery in September 1969.

Name of the student	Name of the Prize awarded.
(8) Shri H. Q. Campwalla ...	Dr. A. L. Nair Scholarship in competitive exam. in Medicine held in September 1969.
(9) Shri G. N. Gandhi ...	Dr. D. D. Variava's prize, Dr. D. D. Sathey's prize and Mahatma Gandhi Memorial prize at the I. M. B., B. S. examination held in October 1969.
(10) Shri S. L. Prabhavalkar ...	Dr. S. B. Parchure's prize at the Ist M. B. B. S. examination held in October 1969.
(11) Shri V. G. Pisat ...	Dr. G. P. Nair Scholarship in Embryology at the Ist M. B. B. S. examination held in October 1969.
(12) Smt I. G. Kothari ...	Dr. P. F. Soonawalla Gold Medal at the III M. B., B. S. examination held in October 1969.
(13) Shri U. G. Galaria ...	Dr. A. L. Nair Memorial Gold Medal and Dr. Parde Memorial prize at the III M. B., B. S. examination held in October 1969.
(14) Smt. P. B. Deshmukh ...	Dr. D. B. Pandya's prize in Books. Smt Gopikabai Narayan Karadnde's prize and Snehalrani Ranade Paritoshik for girl student at the III M. B., B. S. examination held in October 1969.
(15) Smt. A. M. Borges ...	Dr. N. V. Ajinkya Midwifery Medal in the competitive examination in Midwifery in 1970.

Lectures, Seminar and Research

During the year, Clinico-Pathological conference and clinical meetings were held.

Research Society

The Research Society is functioning at this institutions since September, 1964. Registered under Societies Registration Act and Public Trust Act, the Society is exempted from paying income tax under Section 35 and 80 G.

The assistance of the Society is made available to the members of the Staff for their research activities by sanctioning suitable grants and arranging the typing of their research papers.

The affairs of the Society are managed by the Executive Committee comprising 15 members including Dean as ex-officio President Municipal Commissioner as ex-officio member and three co-opted members.

A bi-monthly "NEWS LETTER" is published giving information about departmental activities of an academic nature, news about awards of fellowships, Scholarships etc., awarded to staff members, new appointments, resignations and retirements and also the arrival of new books in the Library.

Library

The total number of books added to the library during the year was 1007 as against 1206 during the previous year. Out of these, 188 were donated to the library.

The library subscribed to 235 periodicals as against 213 during the year. 106 periodicals were received from the publishers, the Hon. Staff of the Nair Hospital and others. The library, therefore, had 341 current periodicals as against 321 during the last year.

The number of books and periodicals issued on the premises to the undergraduates, postgraduates, the teaching staff of the College and to the postgraduates' teachers and research workers from other institutions, was 97,546 as against 99,493 during the last year.

2680 books and periodicals were issued out of the library to the teaching and resident staff of the B. Y. L. Nair Hospital and the T. N. V. College as against 3237 during the last year. 58 bound volumes of periodicals were borrowed from the various institutions participating in the inter-loan scheme and 33 were loaned out to them.

136 books were written off. 651 bound volumes of periodicals were added to the library.

The library had at the end of the year 16363 books as against 15,492 of the previous year and 6,347 bound volumes of periodicals as against 5,696 of the previous year.

Gymkhana and Other Activities

National days were celebrated. The Annual College day was celebrated on 10-2-1970 when Dr. Shantilal C. Sheth, Honorary Director of Paediatrics and Honorary Professor of Paediatrics, was the chief guest.

Annual Cost and Revenue

The total expenditure of the college amounted to Rs. 20,13,012.00 during the year ending report as against Rs. 20,70,94.00 during the previous year. The net revenue of the college by way of Tuition Fees, Miscellaneous receipts, etc. amounted to Rs. 3,33,028.59 as against Rs. 3,06,520.76 for the previous year.

E. J. DESOUZA,
Fr Dean,
B. Y. L. Nair Charitable Hospital and
Topiwala National Medical College, Bombay 8.

APPENDIX No. 1
Distribution of Beds.

Unit	Male	Female	Child	Total
Medical	114	42	...	156
Surgical	108	36	...	144
Paediatric	46	46
Gynaec	...	40	...	40
Obstetric	...	55	...	55
Orthopedic	26	10	...	36
E. N. T.	22	10	...	32
Ophthalmic	22	10	...	32
Skin & V. D.	12	4	...	16
Tuberculosis	16	16
Dental	3	2	...	5
Psychiatry	10	10
Tetanus	6	2	...	8
Gastroenterology (Medical)	3	2	...	5
Gastroenterology (Surgical)	3	2	...	5
Cardiology	3	2	...	5
Cardiology (Surgical)	3	2	...	5
Neurology	3	2	...	5
Neuro-Surgery	3	2	...	5
G. U. S.	3	2	...	5
Intensive Care
Rheumatic & Collegen Disease	3	2	...	5
Thoracic Surgery	3	2	...	5
Keratoplasty	2	2	...	4
Plastic Surgery	3	2	...	5
Chest Disease	3	2	...	5
Medical Student	6	6	...	12
Others	6	6
Total	380	241	46	667

APPENDIX No. 2

Particulars of in-door and out-door patients treated during the year 1969 and 1968, Number of operations, etc.

Particulars.	FIGURES FOR	
	1969	1968
'A' In-patients		
(1) Scheduled strength of beds	667	336
(2) Daily average number of in-patients	618.74	496.98
(3) Total number of new in-patients treated	269.87	255.19
(4) Average number of days each patient was resident	8.37	7.13
'B' Out-patients		
(1) Total number of new out-patients	1,76,614	1,54,232
(2) Daily average number of new out-patients	577.17	504.03
(3) Total number of out-patients attendance (excluding Casualty cases)	4,40,668	3,48,846
(4) Daily average number of out-patients attendance	1,479.66	1,204.47
(5) Total number of Casualty patients	12,107	19,722
'C' Operations		
(1) Total number of Operations on in-door patients	8,174	7,951

APPENDIX No. 3

Relative cost per In-patient and Out-patient per day during 1969-70 and previous two years.

Particulars	1969-70	1968-69	1967-68
	Rs. P.	Rs. P.	Rs. P.
In-patient	23.85	20.43	17.62
Out-patient	3.37	2.80	2.46

APPENDIX No. 4

Statement showing the details of cost per In-patient per day for 1969-70 and previous two years.

Year	Diet	Drugs Dressing, etc.	Stores and Linen	Heating Lighting and repairs	Establishment	Total
	Rs. P.	Rs. P.	Rs. P.	Rs. P.	Rs. P.	Rs. P.
1969-70 ...	2.39	7.82	0.88	0.88	11.88	23.85
1968-69 ...	2.40	6.06	0.71	0.51	10.75	20.43
1967-68 ...	2.19	5.21	0.60	0.38	9.24	17.62

APPENDIX No. 5

Statement showing the Average Cost per Out-patient per day for 1969-70 and previous two years.

Year.	Drugs Dressing, etc.	Stores and Linen.	Heating Lighting & Repairs.	Establishment.	Total.
	Rs. P.	Rs. P.	Rs. P.	Rs. P.	Rs. P.
1969-70 ...	1.95	0.22	0.12	1.08	3.37
1968-69 ...	1.21	0.11	0.09	1.39	2.80
1967-68 ...	0.83	0.09	0.54	1.00	2.46

APPENDIX No. 6

ACCIDENT CASES

The following table shows the number of accident cases treated during the year under report in comparison with that of the previous year.

Sex.	Treated in casualty Department.		Admitted through Casualty Department.		
	1969-70	1968-69	1969-70	1968-69	
Male	8,658	13,607	1,507	1,613	
Female	1,660	2,467	496	629	
Children	Male	1,236	2,656	416	437
	Female	553	992	172	201
Total	12,107	19,722	2,591	2,880	

APPENDIX No. 7

Summary of In-patients classified according to Department and Sex for the period from 1-1-1969 to 31-12-1969.

Department.	Sex.	In the Hospital on Mid-night of 31-12-68.	Admitted during 1969.	Total.	Discharged during 1969.	Deaths.	In the Hospital on Mid-night of 31-12-69
Medical	Male	92	4,916	5,008	4,439	42	137
	Female	39	2,225	2,264	1,998	189	77
	Total	131	7,141	7,272	6,437	621	214
Surgical	Male	61	3,488	3,549	3,113	217	119
	Female	22	1,023	1,045	946	63	36
	Children—	Male	19	599	618	585	24
	Female	1	229	230	218	6	6
Total		103	5,339	5,442	4,962	310	170
Ophthalmic	Male	11	441	452	430	...	22
	Female	6	239	245	237	...	8
	Children—	Male	1	49	50	47	...
	Female	1	27	28	26	...	2
Total		19	756	775	740	...	35

APPENDIX No. 7—Contd.

Department	Sex		In the Hospital on Mid-night of 31-12-68	Admitted during 1969	Total	Discharged during 1969	Deaths	In the Hospital on Mid-night of 31-12-69
Gynaecology	Female	...	23	1,278	1,301	1,255	13	33
	Children— Female	...	1	4	5	5
	Total	...	24	1,282	1,306	1,260	13	33
Skin and Venereal Diseases	Male	...	2	104	106	95	2	9
	Female	31	31	27	2	2
	Children— Male	8	8	5	...	3
	Female	5	5	5
	Total	...	2	148	150	132	4	14
Aural	Male	...	12	726	738	707	15	16
	Female	...	5	482	487	481	1	5
	Children— Male	...	9	345	354	350	2	2
	Female	...	2	352	354	352	1	1
	Total	...	28	1,905	1,933	1,890	19	24
Orthopedic	Male	...	31	1,056	1,087	1,006	30	51
	Female	...	17	381	398	356	5	27
	Children— Male	...	12	306	318	307	2	9
	Female	...	2	117	119	114	1	4
	Total	...	62	1,860	1,922	1,793	38	91
Paediatric	Male	...	26	1,942	1,968	1,677	262	29
	Female	...	11	1,401	1,412	1,184	106	22
	Total	...	37	3,343	3,380	2,861	468	51
Maternity	Female	...	61	3,959	4,020	3,945	19	56
	Total	...	61	3,959	4,020	3,945	19	56
T.B.	Male	...	6	375	381	330	34	17
	Female	4	4	4
	Total	...	6	379	385	334	34	17
Dental	Male	...	2	27	29	28	...	1
	Female	19	19	18	...	1
	Children— Male	6	6	5	...	1
	Female	8	8	7	...	1
	Total	...	2	60	62	58	...	4
Cardiology	Male	...	4	63	67	53	8	6
	Female	...	2	35	37	34	3	...
	Children— Male	...	1	11	12	10	2	...
	Female	9	9	8	1	...
	Total	...	7	118	125	105	14	6
Gastro-Enterology	Male	...	2	119	121	114	1	6
	Female	...	3	53	56	55	1	...
	Children— Male
	Female	1	1	1
	Total	...	5	173	178	170	2	6
Psychiatric	Male	94	94	81	...	13
	Female	1
	Children— Male	4	4	3
	Female
	Total	98	98	84	...	14

APPENDIX No. 7—Contd.

Department	Sex	In the Hospital on Mid-night of 31-12 68	Admitted during 1969.	Total	Discharged during 1969	Deaths	In the Hospital on Mid-night of 31-12 69
Rheumatic and Collegan Disease	Male	...	4	4	4
	Female	...	6	6	6
Children—	Male
	Female
Total		...	10	10	10
Endocrinology	Male
	Female
Children	Male
	Female
Total	
Neuro-logy	Male	...	2	36	38	33	2
	Female	...	2	11	13	12	1
Children	Male	...	2	2	2	2	...
	Female	...	1	1	1	1	...
Total		...	4	50	54	48	2
Neuro-surgery	Male	...	37	37	34	3	...
	Female	...	12	12	10	2	...
Children	Male	...	2	2	2
	Female	...	4	4	3	1	...
Total		...	55	55	49	6	...
Plastic Surgery	Male	...	22	22	22
	Female	...	9	9	7	...	2
Children	Male	...	14	14	14
	Female	...	6	6	6
Total		...	51	51	49	...	2
Gastro-Enterology Surgical Service	Male	...	123	123	122	1	...
	Female	...	22	22	22
Children	Male
	Female	...	1	1	1
Total		...	146	146	145	1	...
Thoracic-Surgery	Male
	Female
Children	Male
	Female	...	1	1	...	1	...
Total		...	1	1	...	1	...
Genito-Urinary Surgical Service	Male	...	96	96	91	2	3
	Female	...	14	14	13	...	1
Children	Male
	Female	...	3	3	3
Total		...	113	113	107	2	4
Grand Total		491	26,982	27,478	25,179	1,554	745

APPENDIX No. 8

Summary of out-patients classified according to Departments and sex for the year 1969

Department	Sex	O. P. D. New cases	Casualty cases	O. P. D. Old cases	Total Attendance	
Medical	Male	29,176	465	35,706	65,347	
	Female	14,772	244	22,891	37,907	
Total		43,948	907	58,597	1,03,254	
Surgical	Male	27,063	6,855	36,017	69,935	
	Female	7,690	1,173	10,416	19,279	
	Children	Male	7,110	888	7,494	15,492
		Female	3,846	408	5,709	9,933
Total		45,709	9,324	59,936	1,14,669	

APPENDIX No. 8—Contd.

Department	Sex	O. P. D. New cases	Casualty cases	O. P. D. Old cases	Total Attendance
Ophthalmic	... Male	6,493	274	5,483	15,250
	... Female	2,690	11	2,597	5,298
	Children ... Male	682	12	1,476	2,170
	... Female	473	2	1,015	1,490
	Total ...	10,338	299	10,571	21,208
Gynaecology	... Female	4,274	4	8,788	13,066
	Children ... Female	1	1	...	2
	Total ...	4,275	5	8,788	13,068
Skin and Venereal Diseases	... Male	7,710	3	6,744	14,457
	... Female	3,071	...	2,832	5,903
	Children ... Male	2,054	...	2,135	4,189
	... Female	1,508	...	1,520	3,028
Total ...	14,343	3	13,231	27,577	
Aural	... Male	5,265	41	5,326	10,632
	... Female	3,198	4	3,980	7,182
	Children ... Male	2,030	9	2,556	4,765
	... Female	1,740	7	1,904	3,651
Total ...	12,403	61	13,766	26,230	
Orthopedic	... Male	4,084	1,017	7,734	12,835
	... Female	1,889	157	2,567	4,613
	Children ... Male	921	198	1,582	2,701
	... Female	527	65	1,076	1,668
Total ...	7,421	1,437	12,959	21,817	
Paediatric	... Male	10,304	129	13,115	23,548
	... Female	8,101	70	10,709	18,880
	Total ...	18,405	199	23,824	42,428
Maternity	... Female	4,119	67	9,801	13,987
	Total ...	4,119	67	9,801	13,987
T.B.	... Male	709	3	1,338	2,050
	... Female	398	...	784	1,182
	Total ...	1,107	3	2,122	3,232
Cardiology	... Male	228	...	423	651
	... Female	135	...	237	372
	Children ... Male	44	...	15	59
	... Female	22	...	7	29
Total ...	429	...	682	1,111	
Psychiatric	... Male	728	...	7,335	8,063
	... Female	432	...	4,450	4,912
	Children ... Male	40	...	346	386
	... Female	17	...	225	242
Total ...	1,247	...	12,356	13,603	
Gastro-Enterology	... Male	158	...	683	841
	... Female	76	...	395	471
	Children ... Male	4	...	10	14
	... Female	5	5
Total ...	238	...	1,093	1,331	

APPENDIX No. 8—Contd.

Department	Sex	O.P.D. New cases	Casualty Cases	O.P.D. Old Cases	Total Attendance	
Anti-Rabic	Male	14	...	17	31	
	Female	7	...	2	9	
	Children	Male	4	...	2	6
		Female	3	...	2	5
	Total	...	28	...	23	51
Genito Urinary Surgical Service	Male	74	...	87	161	
	Female	5	...	10	15	
	Children	Male	1	1
		Female
	Total	...	79	...	98	177
Preventive and Social Medicine	Male	203	203	
	Female	1,218	1,221	
	Children	Male	6	...	1,075	1,078
		Female	3	...	1,034	1,037
	Total	...	9	...	3,530	3,539
Rheumatic and Collagen Diseases	Male	36	...	442	478	
	Female	43	...	129	172	
	Children	Male	6	6
		Female	1	...	4	5
	Total	...	80	...	581	661
Neuro-Surgery	Male	50	...	233	283	
	Female	19	...	114	133	
	Children	Male	7	...	13	20
		Female	4	...	15	19
	Total	...	80	...	375	455
Neurology	Male	93	...	195	288	
	Female	45	...	87	132	
	Children	Male	4	...	8	12
		Female	5	...	4	9
	Total	...	147	...	294	441
Plastic Surgery	Male	1	...	9	10	
	Female	5	...	3	8	
	Children	Male
		Female	1	1
	Total	...	7	...	12	19
Gastro Enterology Surgical Service	Male	84	...	13	97	
	Female	9	...	46	55	
	Children	Male
		Female
	Total	...	93	...	59	152
Thoracic Surgery	Male	2	...	1	3	
	Female	
	Children	Male
		Female
	Total	...	2	...	1	3
Physiotherapy	Male	25,775	25,775	
	Female	8,376	8,376	
	Children	Male	5,652	5,652
		Female	3,959	3,958
	Total	43,762	43,762	
Grand Total	...	1,64,507	12,107	2,76,161	4,52,775	

APPENDIX No. 9.

TOPIWALA NATIONAL MEDICAL COLLEGE

Number of students as on 31st March 1970:—

Class		Male	Female	Total
III M.B.B.S.	... III Term	34	34	68
Do.	... II Term	49	51	100
Do.	... I Term	27	21	48
II M.B.B.S.	... III Term	53	51	104
Do.	... II Term	30	11	41
Do.	... I Term	78	35	113
I M.B.B.S.	... III Term	2	1	3
Do.	... II Term	111	31	142
III M.B.B.S.	... Casuals	12	5	17
II M.B.B.S.	... Cond. Casual	1	...	1
I M.B.B.S.	... Casuals	21	8	29
I M.B.B.S.	... Cond. Casuals	1	1	2
Total		419	249	668

Dr. Bhajekar (Surgical) Hospital

This Hospital with a scheduled bed strength of 45 is attached to the B.Y.L. Nair Charitable Hospital and is under the overall administrative control of the Dean, B. Y. L. Nair Charitable Hospital.

Patients attending Nair Hospital and needing Surgical Operations, such as Hydrocoele, Hernia, Piles, Fistula, Fissure, Varicose Vein, Appendix, Vasectomy etc., are admitted and operated at Dr. Bhajekar Hospital. An out-patient department also functions on Saturday at Dr. Bhajekar Hospital and patients are admitted. Out 45 beds, (11 beds are reserved), for Orthopedic Cases.

The Honorary Surgeons from Nair Hospital attend to the patients at Dr. Bhajekar Hospital, in rotation. A. M. O. at the Nair Hospital looks after the general working of the Dr. Bhajekar under the overall supervision and control of the Dean.

During the year 528 new cases were examined at O. P. D. 1201 patients were admitted for indoor treatment out of which 48 were on Orthopedic and 925 were on Surgical side. Total number of operations performed during the year was 970.

The expenditure of the hospital for the year 1969 amounted to Rs. 1,02,996 including repairs.

A scheme for conversion of this Hospital into a Burns Unit is under active consideration.

E. J. D' SOUZA,
for Dean,
B. Y. L. Nair Charitable
Hospital, Bombay &

THE NAIR HOSPITAL DENTAL COLLEGE

The College conducts four years' Course in Dentistry leading to the Degree of the Bombay University. The College also conducts Post-graduate Course in 7 subjects since June, 1959.

The College is recognised as Training Centre in India to train candidates for L. D. S., R. C. S. (Eng.), Examination and Fellowship in Dentistry Examination of the Royal College of Surgeons, England and Edinburgh.

The admission standard for student is Intermediate Science Examination of the Bombay University and the course extends for four years.

During the year under report 55 students including 16 ladies have passed the Final B. D. S. and M. D. S. Examinations.

The following are the principle departments of the College.

1. Examination and Treatment Planning Department.
2. Exodontia Department.
3. Operative Department.
4. Prosthetic Department.
5. Orthodontia Department.
6. Periodontia Department.
7. Pedodontia Department.
8. Dental Pathology.
9. Dental Radiology.
10. Maxillo-Facial and Plastic Surgery Department.

The College has an academic Council to look after the academic affairs of the College.

The College has 97 Dental Chairs, 77 Dental Units, 4 Dental X-Ray Units and other equipments, to give Dental Treatment on most modern lines.

Students Gymkhana

The College has provided all facilities for indoor and outdoor sports.

Resume of Work done in the clinic

The total number of patients treated during the year under reports was 85433 (both in the morning and evening clinics) which included 40855 Males and 21324 Females and 23254 Children. Details of the work done, operation performed, etc., are given in Appendix 'A' and 'B'.

During the year under report total revenue of Rs. 1,74,625.00 was collected by way of fees from students and patients as against Rs. 1,72,247.80 during the preceding year. The total expenditure incurred came to be Rs. 8,63,038.00 as against Rs. 8,71,009.00 during the preceding year.

Poor Boox Fund

During the year under report 1001 sets of the upper and lower Artificial Teeth, 714 Partial Sets of Teeth and 289 Repairs of Sets of Teeth were given free to poor deserving patients from the Funds. The total amount in the Funds was Rs. 16,387.67 at the close of the year.

4614 Municipal School Children were treated in the Clinics during the year.

Dr. M. S. N. GINWALLA,
L.D.Sc., D.D.S., M.Sc., F.I.A.O.S.,
Dean,
Nair Hospital Dental College.

APPENDIX 'A'

Full Denture Sets.	12,73
Partial Sets	714
Repairs of Sets	289
Obturator's, Cleft Plate	28
Gold Bridge and Inlays	56
Silver Fillings	3,657
Porcelain Fillings.	219
Prophylaxis and pyorrhoea Treatment	9,540
Extractions under Local Anaesthesia	36,048
Surgical Extraction of Roots	382
Extractions under General Anaesthesia	995
Abscess Treatment	64
Surgical Removal Impacted Teeth	9
Orthodontia Appliances for Correction of teeth of children	1,711 •
Root Canal Treatment	514
Jacket Crowns	128
Alveotomy	62
Apicectomy	17
Gingivectomy	202

APPENDIX 'B'

Maxillo Facial and Plastic Surgery Department:—

List of Operations done

Sr. No.	Description	No.
1	Impressions	140
2	Biopsy	16
3	Oro antral fistula	8
4	Cysts	25
5	Fractures	60
6	Caldwell-Luc	6
7	Benign Tumours	20
8	Plastic & Reconstructive Surgery	1
9	Apicectomy	11
10	Alveotomies	4
11	Skin Graft	1
12	Subluxation (T. M. Joint)	Nil
13	Suturing of Wounds	Nil
14	Alveolar Abscess	12
15	Rhinoplasty	1
16	Maxillectomy	Nil
17	Apicectomy	Nil
18	Hamengeoma	3
19	Vestibuloplasty	2
20	Neirlip	2
21	Condytectomy	Nil
22	Ostomyelitis	Nil
23	Acrylic Graft	1
24	Excision of toungtie	3
25	Extra Oral Sinus	10
26	Advancement of mandible	1
27	Genioplasty	1
28	Hemi-mandibulectomy	4
29	Cleft Plate	1
30	Curettag	24
31	Transplantation of canine	3
32	Bone Graft	1
33	Osteo arthroplasty	10
Total ...		380
Operations under L. A.	320	
Operations under G. A.	60	
Total	380	

Lokmanya Tilak Municipal General Hospital and Annapurnabai Deshmukh Hospital for Women & Lokmanya Tilak Municipal Medical College Sion, Bombay 22

ADMINISTRATION REPORT

1969-70

The Lokmanya Tilak Municipal General Hospital, Sion, has completed 22 years of its existence in the year 1969-70. A short report of the Staff position and the work done in the various departments of this institution during the year under report is given below :—

Administrative Staff.—Dr. V. N. Panse, M.D., M.P.H. (Columbia), Professor of Preventive and Social Medicine, Lokmanya Tilak Municipal Medical College, Sion, continued to look after the duties of the Dean of the Lokmanya Tilak Municipal General Hospital and Lokmanya Tilak Municipal College, Sion, in addition to his own.

Dr. (Smt.) A. S. Punde, M.D. (Bombay) held the post of Superintendent of the Lokmanya Tilak Municipal General Hospital, Sion, during the year under report.

Lokmanya Tilak Municipal Medical College, Sion.—The L. T. M. M. College, Sion, was established in November, 1964, and the first batch of 'Interns' commenced Internship training in June, 1969. The total strength of the students of this college is as under :—

I	M.B.B.S.	81
II	M.B.B.S.	110
III	M.B.B.S.	156
					Total	347

The results of the University examination are as under :—

APRIL 1969		OCTOBER 1969	
Students sent up	Students passed	Students sent up	Students passed
I M.B.B.S. 9	9	54	43
II M.B.B.S. 51	37	54	43
III M.B.B.S. 32	27	54	39

Dr. R. S. Satoskar, Prof. of Pharmacology, has been deputed for Fellowship Training in Reproductive Biology at the University of California, Los Angeles, awarded by the Ford Foundation for a period of one year from 1-7-1969.

Shri N. R. Tembe has donated a sum of Rs. 2,000 for instituting a prize of Rs. 100. to a student standing first at the Final M.B.,B.S. Examination from this College.

Shri A. N. Adalja and Smt. Manjitkaur M. Bhatla are the two prize winners of our College for the year 1969.

A full-fledged programme of ward work is being conducted in Medicine, Surgery, Obstetrics and Gynaecology, including the Specialised departments.

Library facilities are available for the Staff and the Students. An annual amount of Rs. 65,000 is being spent on purchase of books, journals etc.

The heads of the following departments of L. T. M. G. Hospital are recognised for under graduate studies.

- (1) Paediatrics.
- (2) Orthopaedics.
- (3) Ophthalmology.
- (4) E.N. T.
- (5) Anaesthesiology.
- (6) Radiology.

The para-Clinical departments viz., Pharmacology, Pathology, Preventive and Social Medicine and Jurisprudence, which have been functioning since June 1966 have imparted training to 2nd M. B. B., S. and 3rd M. B., B. S. students.

New Activities.—A section of Speech-Therapy has been started since 20-1-1970.

The following four Afternoon Outpatient Departments have been started from 6-10-1969. The working hours are from 3.00 P.M. to 6.30 P.M.

- (1) Medical.
- (2) Surgical.
- (3) Orthopaedics.
- (4) Paediatrics.

Indoor Patients.—The Scheduled bed strength of this Hospital is 507. The distribution of beds according to the departments is shown in appendix No. 1. 40,541 patients were admitted for indoor treatment during this year as against 39,346, 37,381 and 36,866 during the preceding 3 years respectively.

The departmentwise distribution of 40,541 admitted patients +851 patients of the previous year remaining as on 31-12-1968 is given below along with the respective figures of the previous year.

Serial No.	Name of the Department	Patients treated in	
		1969	1968
1	Medical	10,457	8,823
2	Surgical	9,141	8,096
3	E.N.T.	1,552	1,872
4	Ophthalmic.	781	802
5	Skin	41	68
6	Dental	6	7
7	Paediatrics	6,304	6,605
8	Psychiatrics	144	75
9	Orthopaedic	1,544	1,844
10	Gynaec	1,706	2,028
11	Obstetrics	8,865	9,126
	remaining as on 31-12-1968	851	remaining as on 31-12-1967 786
	Total	41,392	40,132

Statement of results of the treatment is as follows :—

Hospital	Cured	Relieved	Other-wise	Delivered	Left before delivery	Expired	Remaining on 31-12-69
L.T.M.G. Hospital	1,478	24,732	1,247	2,719	784
Annapunabai Deshmukh Hospital for Women	168	2,599	264	6,205	1,108	21	116
TOTAL	1,646	27,331	1,511	6,205	1,108	2,740	900

In addition to 2,740 deaths among adults, there were 574 deaths due to prematurity, still birth, and other causes of prenatal and neonatal mortality. The classification of deaths according to their time of admission is given below :—

Within 24 hours of admission	After 24 hours of admission, but within 3 days	After 3 days of admission	Total Deaths
1,393	418	929	2,740

Out Patients.—The total number of patients treated in the out-patient Department during the year under report was 3,68,202 as against 4,12,927, 5,83,870 and 6,85,399 during the preceding 3 years.

The highest in-patients and out-patients attendance on a single day was 988 and 1,711 respectively.

Paying Patients.—The scheme was given effect from 1st September, 1951. Rs. 6 per patient per day is being charged for paying ward. The number of patients admitted under the scheme during last three years was as under.

	1967	1968	1969
(1) General Paying ward	1,335	1,213	1,112
(2) No. of Operations performed on paying patients—			
(a) Major	294	247	239
(b) Minor	290	281	282

Casualty Department.—33,105 accidents and other emergency cases were treated in the Casualty department during the year under report.

Minor Surgery Department.—10,690 minor operations were performed in the Minor Surgery Department during the year under report.

Pathology Department.—1,51,927 investigations were carried out in the Department of Pathology and Bacteriology in 1969. 379 investigations were carried out for K. B. Bhabha Hospital, Bandra. 994 autopsies were performed during the year under report.

Anaesthesia Department.—During the year 1969-70 the total number of patients who received anaesthesia in various theatres and the Minor Surgery Department of the Hospital was 9,713.

Electro-Cardiography Department.—6,630 electro-cardiographic tracings were taken during the year under report.

Health Check-up Centre.—During the year under report 240 persons took advantage of the Health Check-up Centre. The Centre works from 6.00 P.M. to 7.30 P.M. on week days and from 2.00 P.M. to 4.00 P.M. on Saturdays. It is closed on Sunday and Bank Holidays. The health of persons in apparent good health is checked up and all routine examinations such as blood, urine, stools, screening etc., are carried out on payment of Rs. 10. A card showing the results of the various investigations is given to the person. Special investigations such as X-ray etc., are carried out if required.

X-ray Department.—The work done in the X-ray department during the last 3 years is as follows:—

No.	Particulars	Years		
		1967	1968	1969
1	X-Ray (No. of patients)	25,575	21,365	17,364
2	Screening	35,732	38,728	32,925
3	Barium Meals & Enemas	873	925	1,147
4	Special Investigations	856	889	1,022
5	Cerebral Angiography...	2	15	36
6	Aortography	14	21	22
7	Bronchography	32	43	32
8	Other Misc. investigations	808	810	932
9	Deep X-Ray	12	195	Nil.

Dental Department.—19,616 Patients were treated in the Dental Department during the year for various tooth troubles.

Blood Bank.—The total number of blood samples collected including those from voluntary donors was 4,883. The number of blood samples supplied for transfusion during the year was 4,843.

Physiotherapy & Occupational Therapy Departments.—The work done in these centres during the year 1969-70 is shown below. (O. P. D. & Inpatients.).

Serial No.	Department	No of patients	Visits
1	Physiotherapy Department	6,394	64,670
2	Occupational Therapy Department	6,919	67,427

Family Planning Centre.—A family planning centre is also run here for the benefit of the patients attending the Hospital. The work done in this centre during the year under report is as follows:—

1	No. of vasectomy operations performed	224
2	No. of sterilization operations performed	530
3	No. of loops inserted	28

School Clinic Department.—The School Clinic Department started from 8-7-1965 at this Hospital has treated 2,327 new 6,767 old cases from 372 different Municipal Schools from the suburbs and 207 children were treated from 5 City Schools during the years under report. 103 tonsil operations and 9 other operations were performed on school children. Spectacles have been given to 106 students. Medicines worth Rs. 15,132.79 were supplied to the children during the year.

Medico-Social Service Department.—The work done by the Medico-social service department during the year 1969-70 is as follows:—

1	No. of cases given medical help	11,810
2	No. of T. B. cases handled for medical help and case work	501
3	No. of orthopaedically handicapped cases, illegitimate pregnancy cases etc. for rehabilitation	685
4	No. of cases for spectacles	59
5	No. of cases given high protein diet, and milk tins	63

6 recreational programmes for the patients were arranged with voluntary workers and sports for the physically handicapped were arranged with the help of the Occupational and Physiotherapy departments as a rehabilitation team.

Medico Legal Cases.—During the year under report the Resident Medical Officers attended the following courts for giving evidences in medico-legal cases.

1	Presidency Magistrates Courts in Bombay	917
2	Sessions Courts	64
3	Coroner's Courts	1
4	Thana Court	8
5	Ulhasnagar Court	1

Ambulance Service.—The Casualty and out-patient departments have been shifted to the newly constructed barracks on 22-3-1969 and an around-the clock Ambulance Service is maintained for reaching the admitted patients to the various wards.

Flying Maternity Squad.—The Flying Maternity Squad donated by the Indian Red Cross society Bombay branch is rendering valuable service to female patients in difficult labour cases.

The service is kept alert round-the-clock. One registrar and one staff nurse is attached to the squad. Whenever a medical practitioner in city or suburbs finds that a maternity case needs immediate special attention such as supply of oxygen, blood transfusion or hospitalization, a call can be made to 471257 and the Flying Maternity squad reaches there within the minimum time and provides the necessary assistance.

During the year under report the squad has attended 103 calls.

Dispensary.—The dispensary work carried out in the Dispensary of this Hospital during the year under report is as follows:—

(1)	Out-patients	2,85,901
(2)	Inpatients	1,766
(3)	Special prescriptions	702

Pharmacology Department.—Various types of parenteral fluids are being prepared in the Pharmacy department of this hospital. During the year under report 30,582 bottles (of 500 cc each) and 5,088 vials (20 cc, 50 cc & 100 cc) of various types of fluids were manufactured.

Nurses Training School.—During the year 1969-70, 40 student nurses were admitted for training in General Nursing and 38 for midwifery. 76 and 40 nurses were sent for General nursing & Midwifery exams. out of which 31 & 38 have passed respectively.

One nurse was sent for a Tutor's course.

Library.—The Library was improved during the year under report as follows:—

(1)	Total No. of books as on 1-4-1969	5,304
(2)	Total No. of books as on 31-3-1970	5,872
(3)	Total No. of books issued on premises	54,331
(4)	Total No. of books issued for home-reading	2,000
(5)	No. of Journals subscribed to	234

Approximately Rs. 65,000 have been spent for purchasing books, journals etc.

Recognition of the L. T. M.G. Hospital.—The Hospital is affiliated to the University of Bombay for under-graduate and post-graduate students. The Hospital continued to be attached to the T. N. Medical College for clinical instructions to under-graduate students in addition to training its own students from the L. T. M. M. College, Sion.

The Hospital is also affiliated to the College of Physicians and Surgeons of Bombay for its post-graduate studies.

Poor Box Charity Fund.—The amount in the Poor Box Charity Fund as on 31-3-1969 stood at Rs. 1,30,526.39. Collection from Boxes, donations, sale of drugs and injections and other miscellaneous receipts during the year amount to Rs. 1,26,460.45 and expenditure through the Poor Box Charity Fund was Rs. 81,966.62. The total amount in the Fund as on 31-3-1970 stood at Rs. 1,75,020.22

The list of persons who have donated over Rs. 50 is given in Appendix III.

Certificates.—12,433 certificates of different types were issued to the patients during the year under report.

The Gift Shop.—A Gift shop for the benefit of the patients has been started in the Dispensary of this Hospital, which has been considered as one of the activities of the Poor Box Charity Fund and the proceeds realised from it are utilized for the benefit of the poor patients attending the Hospital. During the year under report, medicines worth Rs. 9,768.60 were sold from the Gift shop.

Expenditure.—The approximate expenditure of the Hospital for the year 1969-70 was Rs. 77,33,291.67. The details of the expenditure per patient per day as compared with the last 2 years is given below—

Expenditure per Out-patient per day.

Year	Medicines Drugs Equipment	Stores & Linen	Heating & Lighting	Miscellane- ous	Repairs to Bldgs	Establish- ment	Total
1967-68	... 0.90	0.25	0.04	0.13	0.01	2.41	3.74
1968-69	... 0.76	0.89	...	0.09	0.02	1.95	3.71
1969-70	... 1.08	0.31	0.02	0.30	0.03	2.15	3.89

Expenditure per In-patient per day.

Year	Diet.	Medicines Drugs Equipment	Stores & Linen	Heating & Lighting	Miscellan- ous	Repairs to Bldgs.	Establ- ishment	Total
1967-68	1.44	4.50	1.25	0.20	0.65	0.05	12.05	20.14
1968-69	1.70	3.80	4.45	...	0.45	0.10	9.75	20.25
1969-70	1.92	5.40	1.55	0.10	1.50	0.15	10.75	21.37

C. K. DESHPANDE,
Dean,
L. T. M. G. Hospital, Sion.

APPENDIX No. 1

Distribution of Beds according to Departments:—

Department	Male	Female	Children	Total
(A) Non-Paying Beds :				
Medical	63	50	—	113
Surgical	56	26	9	91
Orthopaedic	15	5	3	23
Gynaec and Obstetric	—	90	—	90
Ear, Nose and Throat	12	4	8	24
Ophthalmic	12	8	4	24
Skin	7	7	3	17
Paediatric	—	—	48	48
Psychiatric	9	8	—	17
Total	174	198	75	447
(B) Paying Beds :				
Medical	12	6	—	18
Surgical	13	6	—	19
Gynaec and Obstetric	—	13	—	13
Total	25	25	—	50
(C) Beds Reserved for B.E.S.T. Undertaking Staff :				
Medical	5	—	—	5
Surgical	5	—	—	5
Total	10	—	—	10
Grand Total	209	223	75	507

APPENDIX No. 2

Summary of In-patients, Out-patients and Operations.

(A) In-Patients :				
(1) Scale Strength of Beds	—	—	—	507
(2) Daily average No. of In-patients	—	—	—	877.7
(3) Total No. of Indoor Admissions	—	—	—	40,541
(4) Daily average No. of Admissions	—	—	—	111.07
(5) Average No. of days each patient was resident	—	—	—	7.9
(B) Out-Patients :				
(1) Total No. of New O.P.D. Patients	—	—	—	2,02,568
(2) Daily Average No. of new patients	—	—	—	664.15
(3) Total No. of old Out-patients	—	—	—	1,656.34
(4) Daily Average No. of old Out-patients	—	—	—	543.6
(5) Total No. of New and Old Out-patients	—	—	—	3,68,202
(6) Daily Average No. of New and Old Out-patients	—	—	—	1,207.21
(C) Operations :				
(1) Total No. of operations performed on In-patients	—	—	—	16,727
(2) Total No. of operations performed on out-patients	—	—	—	14,582

APPENDIX No. 3.

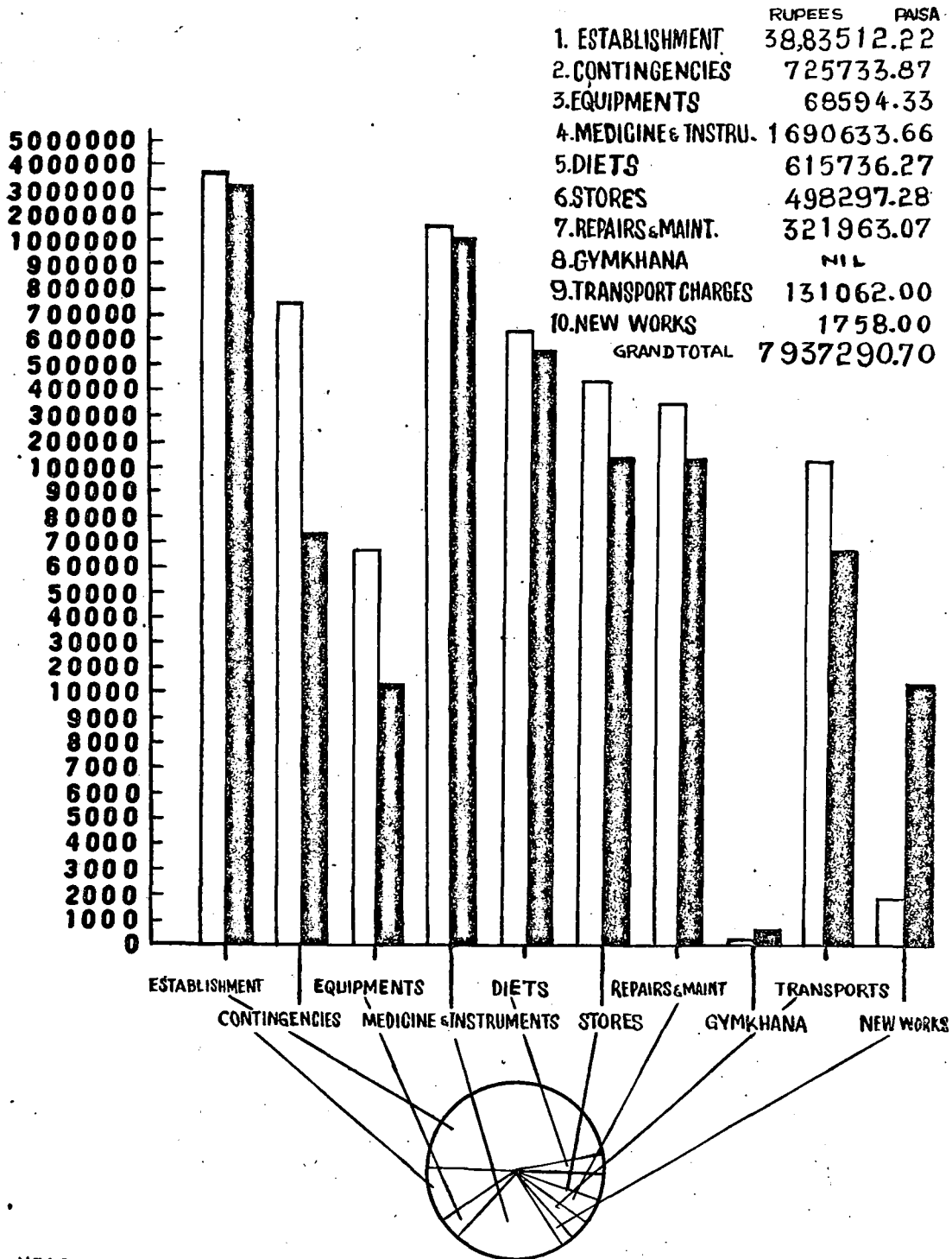
L. T. M. G. Hospital, Sion, Bombay, Poor Box Fund.

List of persons who have donated more than Rs. 50 during the year 1969-70.

Serial No.	Name.	Amount.
		Rs.
1	Welfare Chairman— The American Women's Club.	1,000
2	Aitvadi	100
3	Devkaben J. Shah	100
4	R. K. Risbood	501
5	Karamchand Wanidas	200
6	Chapaben Kumbhai on behalf of— Pt. Prabhavati Laximichand	251
7	Sita Ailawade	100
8	D. Krishan	150
9	Bombay Gandhi Smarak Nidhi	3,000
10	Cosmopolitan Ladies Association	61
11	Manish Jamnadas	100
12	Jerry Joseph	100

A Well-Wisher who desired to remain Anonymous donated Rs. 15,000.00 in March 1963 in Memory of 'Smt. Khemibai Vishandas Ramchandani' and Parvatibai R. Ramchandani. The interest on this is being credited to the Poor Box-Fund maintained at this Institution and utilised for the benefit of poor and needy patients.

ALLOCATION OF GRANTS FOR THE YEAR 1969-70



YEAR	O.P.D. PATIENTS	IN PATIENTS	OPERATIONS	DELIVERIES
1968	41,2927	39346	29876	6587
1969	3 68 202	40541	31309	6205

GROUP OF T. B. HOSPITALS, SEWRI

Administration Report for the year 1969-70

Dr. S.A. Shah, M.D., D.M.R.E., D.P.H., T.D.D., F.C.C.P., held the post of the Medical Superintendent throughout the year.

The total number of beds for Pulmonary Tuberculosis cases at the disposal of the Bombay Municipal Corporation (Tuberculosis Services) was 1,318 as detailed below—

Name of the Institution	Male	Female	Children	Total
(1) Group of T. B. Hospitals				
(a) Medical	387	250	35	672
(b) Surgical	96	62	...	158
(2) Isolation Centre attached to Ramkunwar, Daftary T. B. Clinic	44	44	...	88
(3) Sarvodaya Hospital, Ghatkopar	250	150	...	400
Total	777	506	35	1,318

30 beds were added at G. T. B. Hospitals from 17-11-1969.

Group of T. B. Hospitals Sewri

The total number of patients examined at the Registration centre of the Group of T. B. Hospitals and put on waiting list during the year was 8,258.

The total number of patients in the various stages of Pulmonary Tuberculosis treated during the year was 7,349, out of these 5,596 discharged as improved, 398 discharged as Non-Tuberculosis cases, 714 left against Medical advice, 641 died and 808 remained under treatment at the close of the year. Mortality figures revealed the high incidence in the age group of 26-30. Ratio of death percentage of total treated was 9.5 Major lung operations were performed during the year in 700 cases.

Follow up of Discharged Cases

The total number of patients who attended the Group of T. B. Hospitals for Follow up examinations after discharged from the hospital was 2,895 during the year.

Refill Work

180 Pneumo Peritoneum Refills were given in the Wards to the indoor patients of Group of T. B. Hospitals. Discharged patients on Pneumo-Peritoneum Refill treatment continued subsequent Pneumo-peritoneum Refills at the Group of T. B. Hospitals. 413 Pneumo-peritoneum Refills were given.

Teaching

Clinical teaching in tuberculosis was given to batches of undergraduate medical students of Seth G. S. Medical College and L. T. M. G. Medical College and to the post-graduate D. P. H. Students of Bombay University as in previous years.

Group of T. B. Hospitals and the Four T. B. Clinics continued to be recognised for diploma course in Tuberculosis, i.e. T. D. D. by the college of Physicians & Surgeons, Bombay as well as for the degree course i.e. M.D. (Tuberculosis) by the University of Bombay.

Research Work

During the year Group of T. B. Hospitals participated in the Second Thiacetazone Side-Effect Co-operative investigation sponsored collectively by the Medical Research council of Great Britain.

Ramkunwar Daftary T. B. Isolation Centre, Dadar

Advanced infectious tuberculosis patients are admitted to this centre primarily from the view point of segregation from the surrounding areas and symptomatic treatment. The total number of patients treated during the year was 485, of these 172 were discharged as improved, 48 as not improved, 134 left against medical advice and 56 died, and 75 remained under treatment at the close of the year.

Municipal T. B. Clinics

Four T. B. Clinics, *viz* at Princess Street, Foras Road, Dadar, and Khar continued to serve as diagnostic centres for pulmonary Tuberculosis patients and treatment centres with specific anti-Tuberculosis drugs. They also serve as out-patient centres for admissions at the Group of T. B. Hospitals, Sewri or Servodiaya Hospital, Ghatkopar (On Municipal beds). Health visiting is also performed through the T. B. clinics. The total number of health visits during the year was 6,421. Total 28 P. P. refills were given at four T. B. Clinics.

Total number of out-patients attended and treated at the T. B. Clinics during the year was as below :—

Name of T. B. Clinic	Total No. of patients attended	T. B. Cases	Non. T. B. cases
(1) R. D. T. B. Clinic, Dadar	14,072	7,506	6,566
(2) Princess Street T. B. Clinic	16,463	3,096	13,367
(3) Foras Road T. B. Clinic	7,720	4,592	3,128
(4) Khar T. B. Clinic	13,636	3,460	10,176

Expenditure

The average expenditure per patient per day at the G. T. B. Hospitals was Rs. 14.59. The expenditure on diet patient per day was Rs. 2.86. The total annual expenditure on the Group of T. B. Hospitals amounted to Rs. 60,62,961 as against Rs. 35,94,478.00 during the previous year.

The rate of charges for the patient hospitalized at Sarvodaya Hospital, Ghatkopar, on behalf of the Bombay Municipal Corporation was Rs. 10 per patient per day with effect from 1st April 1969 and Rs. 2 per day vacant bed. The expenditure incurred on the patients accommodated on the reserved beds at the said hospital was Rs. 19,24,678 against Rs. 11,77,128 for the previous year. The total expenditure on the four T. B. Clinics attached to the Group of T. B. Hospitals, Sewri, was Rs. 9,14,747. Thus the total expenditure incurred by the Corporation on Tuberculosis Services was Rs. 69,77,728.

Poor Box collection including fees for issue of Medical certificates was Rs. 12,532.65. This collection is utilised for the benefit of the poor and needy patients and incidental expenses in consequence.

S. A. Shah,
Medical Superintendent Group
of T. B. Hospitals Sewri,

LEGAL DEPARTMENT

During the year under report, the Legal Department attended to the litigation of the Corporation or rendered legal services as under—

I.—Supreme Court—						
Appeals	15
II.—High Court—						
(1) First Appeals	406
(2) Second Appeals	5
(3) Appeals from Orders	109
(4) Letters Patent Appeals	5
(5) Civil Revision Applications	10
(6) Special Civil Applications	31
(7) Civil Applications	152
(8) Long Cause Suits	43
(9) Appeals before Division Bench	15
(10) Insolvency Matters	}	54
(11) Company Petitions		157
(12) Writ Petitions	120
(13) Criminal Revision Applications & Criminal Appeals	76
(14) Notice of Motion	
IIA.—Alahabad High Court—						
Insolvency Matters	1
IIIB.—Jodhour High Court—						
Insolvency Matters	1
III.—City Civil Court—						
(1) Suits	2,175
(2) Miscellaneous Appeals	109
IV.—Small Causes Court—						
(1) Suits	40
(2) Appeals against Rateable Value	557
(3) Garnishi Notices	25
(4) References under Section 503 of Bombay Municipal Corporation Act	250
(5) Licence and Octroi Appeals, Set Back compensation Petitions.	160
(6) Appeals from Orders of Payment of Wages Court	Nil.
(7) Full Court Applications	4
V.—Police Courts—						
Complaints instituted for offences against Municipal Laws	49,829
VI.—Labour and Industrial Courts—						
(1) References before Industrial Tribunals.	3
(2) Applications before Payment of Wages Courts	11
(3) Applications before Labour Courts	27
(4) Applications before Motor Accidents Claims Tribunal	18
(5) Cases before Arbitrators	1
(6) Applications before the Workmens' Compensation Courts	3
VII.—Municipal Inquiry Courts under Section 105B of the Bombay Municipal Corporation Act.—						
Cases during the year 1969-70	3,318
VIII.—Documents Completed During the year.—						
(1) Conveyances	52
(2) Leases	67
(3) Certificate of Transfers	26
(4) Deeds of Transfers	9
(5) Deeds of Licence	74
(6) Agreements	25
(7) Indemnity Bonds	28
(8) Cases for compensation for set-back land	667
(9) Cases for compensation in T. P. Scheme	105
(10) Advice matters in respect of stamp duty, Town Planning Set-back, P. F. Claims etc.	70
IX.—References Received from Departments or outside Parties—						
There was a spurt in the litigation largely due to the two-pronged drive launched to recover arrears of property taxes and to tighten up enforcement of the municipal laws.	34,834

EDUCATION DEPARTMENT

Smt. Madhuri R. Shah, B.A. (Hons.), M.Ed., Ph.D. (Bom.), Ph. D. (Lond.), continued to hold the office of the Education Officer during the year 1969-70.

I.—Municipal Schools and Classes, Pupils and Teachers

The number of Municipal Schools and Classes in Greater Bombay at the beginning and at the end of the year was as follows :—

	As on 31st March 1969				As on 31st March 1970				
	City	Suburbs	Extended Suburbs	Total	City	Suburbs	Extended Suburbs	Total	
Schools	...	502	284	123	909	498	298	123	919
Classes	...	46	50	14	110	44	55	20	119
Total	...	548	334	137	1,019	542	353	143	1,038

The following changes took place in the number of schools and classes during the year under report :—

	City	Suburbs	Extended Suburbs	Total	
Number of classes opened	...	2	5	5	12
Number of schools opened	...	3	17	2	22
Number of classes converted into schools	...	4	2	1	7
Number of schools converted into classes	...	2	6	3	11
Number of schools/classes amalgamated	...	11	11
Number of classes closed	4	1	5
Number of schools closed
Number of classes and schools taken over	1	...	1

On the principle of providing higher standards for 35 children or more in the City and Suburbs and 25 children or more in the outlying areas, the number of classes of higher standards opened during the year under report is as under :—

Higher standard classes opened	No. of classes opened	
Standard V	...	14
Standard VI	...	18
Standard VII	...	14

The total number of upper primary (including Vocational) and lower primary schools and classes was 645 and 393 respectively as against 615 and 404 during the preceding year.

The total number of pupils on roll at the end of the year in Municipal Schools and classes in Greater Bombay stood at 4,95,286 as against 4,91,332 in the previous year (*Vide* Appendix I). Thus there was a net increase of 3,954 pupils in Municipal Schools and classes. The average attendance throughout the year was 4,52,592 as against 4,41,261 in the preceding year.

Teachers in Municipal Schools

The total number of teachers in Municipal Schools during the last year was 13,900 out of which 614 were special teachers. The number stood at 14,146 (Special Teachers 651), during the year under report. Out of 13,495 ordinary teachers, 13,214 (*i.e.* 97.9 per cent.) were trained as against 12,985 out of 13,286 (*i.e.* 97.7 per cent.) in the previous year.

The requirements of the teachers are assessed as per class-room formula as adopted by the Education Committee.

Supervision of Municipal Schools

The Supervision of Municipal Schools continued as it was in the year 1968-69. 17 Administrative Officers are appointed and they are entrusted with full administrative work of all schools in the ward. The Beat Inspectors are entrusted with the work of effective supervision of the schools.

The position of Beats at the end of the year under report is :—

Marathi	...	28
Gujarati	...	8
Urdu	...	6
Hindi	...	4
South Indian	...	3
Sindhi, English Primary	...	1

Total ... 50

Teachers' Diaries and Pupils' progress cards and Registers continued to be maintained as usual, and parents were kept informed of the progress, conduct and attendance of their wards by forwarding the Progress Cards to them every month.

Double Promotion Examinations were conducted by the Inspectors of Municipal Schools in July 1969 as per rules.

Written examination of the pupils of Standards I to VII was held in the months of March and April 1970 by a Central Examination Board which included Superintendents, Assistant Research Officers, Inspectors, Instructors and Teachers.

The following factors, inter alia, hampered the progress of pupils in Municipal Schools:

- (1) Largeness of Classes.
- (2) Lack of suitable school buildings.
- (3) Inadequate facilities to pupils to study at home.
- (4) Economic conditions of the parents resulting in irregular attendance and long and continuous absence of pupils.

To avoid overcrowding in classes and in order to facilitate proper attention to pupils, it was laid down that ordinarily, a class should not have more than 50 pupils. In schools housed in rented buildings overcrowding on account of inadequate accommodation was an impediment in the way of efficient teaching. Out of 1038 schools and classes, about 663 schools and classes were required to be run in two sessions and more than two sessions for want of sufficient accommodation. This measure is hampering instruction and causes a lot of inconvenience to the pupils, teachers and parents. A programme of construction of new Municipal owned school buildings was restricted during the course of the year on account of paucity of funds.

As per the decision of the State Government, teaching of English was introduced in our schools in 1960. Refresher courses for the benefit of the teachers teaching English language have been continued during the year under report with good response.

The existing curriculum for Standards I to VII as revised by the Government is being followed in Municipal Schools.

As required under provision to Section 62 BB of the Bombay Municipal Corporation Act and the City of Bombay Primary Education (Amendment) Act 1950, textbooks prescribed by the State Government were used during the year under report.

Rahimtulla Currimbhoy Municipal Urdu Teachers' Junior College of Education, Imamwada

During the year under report, there were 90 trainees for D.Ed. course of 2 years. The teaching staff included (1) one Head Mistress, (2) three full-time Instructors, (3) three part-time Instructors for teaching Science, Mathematics and Physical Education and (4) one full-time and three part-time teachers for teaching special subjects like Drawing, Music and Sewing.

Ninety trainees were sent up for the Second Year D.Ed. Examination held in June 1970.

Municipal Urdu Teachers' Junior College of Education, Mahim.

During the year under report, there were 30 trainees for D.Ed. course of 2 years. The teaching staff included (1) one Head Master, (2) two full-time Inspectors and (3) four part-time Instructors for teaching Crafts, Music, Drawing and Physical Education.

Twenty-eight trainees were sent up for the Second Year D.Ed. Examination held in June 1970.

Loan Scholarships

An amount of Rs. 75 per month was given as Loan Scholarship to Municipal untrained teachers who were under training at the Municipal Training Colleges or any other Training Institutes. This Scholarship was given to the teachers on their request only and was recovered by suitable monthly instalments.

The amount of Trust Funds, Prizes, Free-ships etc. interest on various Trusts and Endowments were distributed among the eligible pupils in accordance with the terms and conditions of the respective trusts.

School Furniture and Equipment

Amount spent for the supply of furniture articles etc. during the year under report was Rs. 6,06,910.

12 new school buildings were added to the existing number of 199 during the year under report bringing the total number of 211 in Greater Bombay. On some Municipal School Buildings additional floors were constructed wherever possible thereby increasing number of class-rooms as additional accommodation for classes.

The school buildings at 7 places are under construction and extension in respect of certain school buildings are in progress. 571 schools (including classes) were accommodated in Municipal owned school buildings, 438 schools (including classes) were accommodated in rented buildings and 29 schools (including classes) were housed in rent-free buildings.

II—Municipal Aided and Recognised Schools

Aided Schools

On 31st March 1970, the number of Aided Schools was 201 (117 in city, 53 in suburbs and 31 in extended suburbs) as against 191 (107 in city, 52 in suburbs and 32 in Extended Suburbs) in the previous year. The number of pupils in Aided Schools in the City, Suburbs and Extended Suburbs increased during the year under review from 52,998 to 59,146.

The average number of pupils on roll in Aided Schools during the year under report was 56,857 as against 53,089 in the previous year.

The average daily attendance was 51,799 (91.1 per cent) as against 48,802 (92 per cent) of the previous year.

The total number of teachers in Aided Schools as on 31st March 1970 was as under :—

	City	Suburbs	Extended Suburbs	Total
Ordinary Teachers ...	815	390	335	1540
Special Teachers ...	119	74	28	221
Total ...	934	464	363	1761

Out of 1761 teachers, 1324 were trained and 437 were untrained as against 1664 teachers in the preceding year out of whom 1186 were trained and 478 were untrained. The percentage of trained teachers in Aided Schools worked out to 75.18, which compares unfavourably with the percentage of trained teachers in Municipal Schools which was 97.9%.

The policy to grant recognition to new schools which adopted pay-scales and allowances either on par with Municipal scales or at the rate of 20 per cent less than the Municipal rates was enforced. Adoption of conditions and leave rules as laid down in Grant-in-Aid Code was insisted. The practice of discouraging recognition and registration of schools with untrained teachers and inadequate accommodation continue.

The officers of the Aided Section successfully carried out the following extra activities in addition to their usual duties :

The revised syllabus was introduced in Standards II and III from June 1969. The Aided Section organised talks of educators in various languages with a view to acquainting the teachers of the II and III standards with the content knowledge of the revised syllabus. Teachers' guidelines for standards II and III were prepared by five committees of officers, principals and experienced teachers of leading Private Primary Schools. The Aided Section later on arranged eight 2-day seminars in various localities for teachers of different language groups when they were supplied with cyclostyled copies of guidelines. Private schools offered co-operation for these seminars and teachers appreciated our educational activities.

Teachers' Day was celebrated this year with great eclat. 700 teachers attended the function when, besides educational talks by prominent educationists, a full-length film on the life of Gandh ji was shown.

Teachers and pupils of Private Schools were invited for the first time to participate in the celebrations arranged by the Department in connection with the Gandhi Centenary Week.

Unaided and Recognised Schools

Besides Aided Schools there were 372 (206 in City, 113 in Suburbs and 53 in Extended Suburbs) Recognised Schools as against 371 (217 in City, 109 in Suburbs and 45 in Extended Suburbs) in the previous year. The number of teachers in these schools was 3923 as on 31st March 1970 as against 3916 teachers as on 31st March 1969.

III—Vocational Education

There are 33 Vocational Classes in 22 Vocational Schools : 16 Carpentry, 12 Tailoring, 1 Sign-board painting, 1 Printing, 1 Book-binding and 2 Clock-Repairing.

During the year under report, the Educational Guidance Centre conducted the following extra-curricular activities :—

(a) Lectures regarding Vocational Guidance to about 1,000 students of Std. X in 19 Municipal Secondary Schools were given on the following topics :—

- (1) How to study (with special emphasis on memory and power of thinking) ?
- (2) How to choose a career?
- (3) Medical Careers.

About 1,000 students filled in " Pupils' Questionnaire ". They also sought the co-operation of their parents in filling in " Parents' Questionnaire ".

(b) Lectures on " Guidance in Elementary Schools " were given to teachers in 15 Primary Schools in G/North Ward.

Every year, some pupils from Stds. IV and VII appear for Scholarship Examinations. A set of 22 books was given to each of these 15 Primary Schools in G/North Ward in order to prepare pupils for the Scholarship Examinations.

IV.—Physical Education

The Government syllabus in Physical Education in Lower Primary Schools in the State continued to be followed in Municipal Schools this year also with suitable modifications to suit the local conditions which are the direct result of the shortage of open spaces and playgrounds adjoining the schools.

During the year under report, the Physical Education Section carried out the following activities :—

(1) *Refresher Class* :—386 teachers including 250 lady teachers attended the Refresher Classes organised in July and August 1969. The object of the classes was to acquaint the teachers with the syllabus of Physical Education and organisational aspects of sports and competitions.

(2) *Physical Training Class*.—A residential class on full-time basis was organised at Aarey Colony Camp Site under canvas from 8th January 1970 to 28th January 1970. 75 teachers including 27 women teachers attended the class. The syllabus consisted of various drills, minor and major games, lesson planning, principles of physical education etc. The emphasis was laid on practical and organisational aspects. Films on sports, physical education and scouting were shown to the trainees. An examination was held and the result was 95.9%

(3) *Annual Sports*.—Annual Sports were conducted at 126 centres. About 90,000 pupils participated in the sports, which included running, skipping, spoon-marble race etc. Competitions in Athletics, in which about 3,000 pupils participated, were also organised.

(4) *Model Schools*.—About 26,000 pupils from 150 schools participated in the programme consisting of Mass P. T., Lezim, Action Song, Asanas, Pyramids etc.

(5) *Mass Drill*.—Mass Drills were organised at 3 centres. About 15,000 children participated in the Mass Drill, which evoked appreciation from the guests.

(6) *Drill Games Competitions*.—This year the competitions in drills and games were held in each ward. The following items were included in the competitions :—

(a) Drill : (i) Squad Drill/Marching
(ii) Asanas/Namaskaras
(iii) Pyramids/Stunts

(b) Games : (i) Kabaddi, Kho Kho and Langadi for Boys.
(ii) Kho Kho, Langadi and Dodge-Ball for Girls.

(7) Some schools participated in the celebrations organised on the 19th November and 26th January by the Central Committee appointed by the Government of Maharashtra.

(8) *Orientation Class for Special Teachers*.—An Orientation Class for Special Teachers for physical training was conducted to acquaint them with the methods of teaching academic subjects in general and Mathematics and Science in particular. Special teachers for physical training are expected to teach academic subjects also.

(9) *Educational Excursions*.—Excursions were arranged during the period from 20th November 1969 to 10th March 1970, to Jija-Mata Garden, Kamala Nehru Park, Taraporewalla Aquarium, Gateway of India, Birla Kreedha Kendra, Worli Dairy etc. 67,748 pupils of the III Standard participated in the Excursions and they were accompanied by 2,484 teachers.

(10) *Bal Bahvan Centres*.—The number of centres was 29. Each centre was in-charge of a trained instructor assisted by a helper. Competitions and Exhibitions were organised at the centres.

V.—Scouts and Guides Movement

Total number of Scouts and Cubs is 11,232 while that of Guides and Bulbuls is 8,880.

The following are some of the important activities that were conducted during the year under report :—

(1) *Explanatory Training Camp for Teachers*.—256 Scout/Guide teachers attended the training camp conducted in August 1969. The object was to train teachers for different activities of the Scout and Guide Movement.

(2) *I Class Scout/Guide Rally*.—A contingent of 25 scouts, 25 guides and 6 scout/guide teachers attended the XIV First Class Scout/Guide Rally, organised by the Maharashtra State Bharat Scouts and Guides in Amravati. Our scouts /guides came out successfully in the different projects in Scout crafts.

(3) *The President Scout/Guide Rally*.—8 scouts and 8 guides participated in the President Scout/Guide Rally organised in New Delhi from 26th October 1969 to 1st November 1969. Certificates were awarded to the participants by the President of India.

(4) *Patrol Leaders' Training Camp*.—About 2,000 scouts/guides attended Patrol Leaders' Training Camp. They were given training which prepared them for the test for selection for the President Scouts and Guides.

(5) *Cub/Bulbul Excursions*.—About 2,000 cubs and bulbuls participated in one-day excursions to the Aarey Milk Colony.

(6) *Hikes for Scouts/Guides*.—About 500 Scouts/Guides participated in hikes during the period from 31st December 1969 to 7th January 1970. Nearly 10 trails were laid down around the camp site in Aarey Colony. Minimum distance that was required to be covered by each group was 8 k.m. (5 miles approximately).

(7) *Preliminary Training Courses for Teachers*.—About 115 Scout/Guide teachers were trained in the Preliminary Training Courses, conducted by D. C. C. and A. D. C. of Bharat Scout/Guides, Maharashtra State.

(8) *Advance Training Course for Scout/Guide Teachers*.—63 teachers were trained in the Advance Training Course conducted by the State Headquarters. This training helps teachers to prepare for Himalaya Wood Badge Course, the highest training in scouting.

(9) *Scout/Guide Rallies*.—8 Zonal Rallies were organised during the year. At each zonal rally, nearly 1500 to 2000 scouts/guides participated. March Past, Folk Dances and Display in Scout/Guide activities formed part of the programme.

(10) *Scout/Guide Sports*.—Scout/Guide Sports were organised in all the eight zones. About 10,000 Scouts/Guides participated in the sports.

(11) *Scout/Guide Week*.—Scout/Guide Week was celebrated from 7th December 1969 to 14th December 1969. During this week, Camp Fire, Scout/Guide Rallies, Parents Meetings, Khari Kamai were organised on zonal level. Our Scouts and Guides collected Rs. 13,232.60 through Khari Kamai.

V—A—Audio Visual Education

Projectionists of this Section arranged 2,233 film shows in various Municipal School Halls. Film shows were attended by more than 5 lakhs pupils. Educational films were exhibited at Mathematics and Science Workshop and Refresher English Classes. Several Sharad Utsav programmes were recorded on magnetic tapes. The Audio Visual Section helped in electrifying models and charts and recording themes exhibits in the Gandhi Centenary Exhibition arranged at Birla Kreed Kendra.

V—B.—Teaching Aid Centre

About 500 teachers from all sides attended the Teaching Aid Centre for preparing (1) paper work, (2) card-board work and (3) wood work. Nearly 100 teachers took advantage of the Centre for preparing different types of models for Sharad Utsav functions and the Gandhi Centenary Exhibition. Teaching Aid Centre is now functioning as the nucleus around which Science Summer Institute is developing. This Institute has been started with the financial assistance of Rs. 50,000 from the National Council for Science Education, New Delhi.

VI—Finance

The principal sources of income of Primary Education Department are (1) five times the actual net realisation of the Corporation in the preceding year under the head of General Tax (including arrears and payments in advance) divided by the rate fixed for the General Tax for the said financial year, (2) Government grant towards Primary Education, (3) Education Cess, (4) interest on Endowments and Investments, (5) Rent and other proceeds of properties, (6) Interest on profits on investments of Surplus loan and other balances and (7) other Miscellaneous Receipts.

The opening balance as on 1st April 1969 was Rs. 82,97,530. The details regarding Municipal Contribution and other Miscellaneous Receipts are as follows:—

	Municipal Contri- bution	Govt. Grant.	Education Cess	Other Misc. Receipts
	Rs.	Rs.	Rs.	Rs.
City, Suburbs and Extended Suburbs.	6,04,46,050	73,61,392	1,51,28,258	5,86,834

The total expenditure for the year amounted to Rs. 8,19,56,352. The closing balance as on 31st March 1969 (after taking into account increase in Renewed Grant) was Rs. 1,00,43,635.

VII.—Research Unit (Education) 1969-70

The Research Unit carried out the following studies during the year 1969-70:—

(1) To make the class-room teaching interesting and to increase attendance, activity method of teaching was continued in Standards I and II.

(2) 'Language Development Project' in Standards I to IV in Model Schools was undertaken to vitalise routine class-room teaching of language and to help children learn and build up habits of oral and written communication. Tests in the project were tried in Standards III and IV to evaluate and compare the language ability of children in experimental and non-experimental classes.

(3) 'Supervision Project' in multilingual schools in almost all wards was continued to study (i) Cleanliness of the entire school building, school premises, class-rooms and school compound, (ii) Personal cleanliness of children, (iii) Discipline, (iv) Attendance of teachers and pupils, (v) Teaching aids, their use in the class-room teaching, (vi) Maintenance of school records like (a) Log-book, (b) Attendance Register, (c) Teachers' Muster Roll, (d) Milk and Snacks Registers, (e) Entry Book, (vii) Actual class-room teaching, preparation of teaching work etc., (viii) Composition writing, (and other written work) and correction work, (ix) Provision of class-libraries and other reading facilities, (x) Educational excursions undertaken, (xi) Parental co-operation sought, (xii) Science teaching, (xiii) Teaching of mother-tongue and English, (xiv) Research projects or experiments undertaken in schools, (xv) Teaching of Standard I (selection of right teachers, periodical streaming of children into homogeneous groups, teaching done through activity method and gradual record of children's achievements). Assessment of the 'Project' was organised to have a comparative view of progress achieved on the point of supervision in schools under this project and in other schools.

(4) A detailed report on the reassessment of answer papers in Arithmetic Standard IV was presented and approved by the Research Advisory Committee.

(5) An experiment in ungraded unit course had been extended to Standard IV with a view to reducing the number of failures resulting in stagnation, drop-cuts and wastage. A study of the progress of children under the ungraded unit course in Standards I—IV was made on the strength of data of progress of children who had educational lag in their studies.

(6) Preparation of assignment in Language for Standard I and instructional material in Science for teachers' guidance.

(7) In service training classes for teachers in various school subject in primary classes, workshops in new Mathematics, Science and Programmed Learning were organised during the year.

The following projects are proposed to be undertaken this year (i.e. 1970-71) :—

- (i) To identify the ' Gifted Children ' in selected Municipal Schools and to plan special programme for ' Gifted Children ' in Municipal Schools.
- (ii) Enrichment of academic achievement by extending the guidance in ' Supervision ' in selected multi-language Municipal Schools held in Municipal School Building.
- (iii) To prepare more instructional material, Teachers' hand-books in Science and Mathematics for teachers' guidance.

VIII—Secondary Schools

During the year under report, no new secondary schools were opened due to paucity of funds. The second batch of S. S. C. students from 23 schools appeared for S. S. C. examination held in March 1970:

The number of Secondary Schools, divisions etc., is given below :—

	As on 31st March 1969	As on 31st March 1970
No. of Schools	27	27
No. of Divisions	405	403
No. of Pupils	17,939	17,010
No. of Teaching Staff	608	602

IX—General

During the year under report, the total number of children medically examined was 1,22,970 out of whom 1,07,998 were found to be suffering from some defect.

The defects such as scabies, ringworm etc., noticed at the time of inspection were treated at the Municipal Dispensaries. Screening of suspected cases of T. B. was carried out at the Municipal T. B. Clinic. Suspected cases of leprosy were directed to Special Clinic for treatment.

All the Municipal Schools have been supplied with emergency outfit (First Aid Medicines).

There are three school clinics and one Health Centre for treatment of Municipal school children. The school health nurses pay visit to guide the guardians of ailing children as regards care etc. Pupils with communicable diseases were promptly detected and were disallowed from attending schools during their infectivity period.

Immunization work was carried out by Mobile Health Unit as per programme.

Outstanding activities carried out by Medical Officer (Schools) are (1) Health Education, (2) Health Ministry, (3) Health Trophy Scheme, (4) Health Parades, (5) Supply of Milk, (6) Emergency care at the time of sports.

Total number of children medically examined from 27 Municipal Secondary Schools was 13,003.

Municipal Teachers' Libraries

A branch Teachers' Library has been started at Ghatkopar on 17th September 1969. Now there are 3 Teachers' Libraries at Gilder Tank, Santa Cruz and Ghatkopar. Total number of books at the end of the year was 36,538 (26,058 at Gilder Tank, 7,662 at Santa Cruz and 2,818 at Ghatkopar) as against 31,726 in the previous year. Total number of newspapers and periodicals subscribed was 140 as against 94 in the previous year. 10,482 books were issued during the year by Gilder Tank Library, 9,676 by Santa Cruz Library and 2,664 by Ghatkopar Library. 344 new members (76 at Gilder Tank, 72 at Santa Cruz and 196 at Ghatkopar) were enrolled during the year under report.

Children's Corners are attached to the Teachers' Libraries at Santa Cruz and Ghatkopar and the number of books exclusively for children in these corners are 5,758 and 3,508 respectively. Nearly 20,000 children took advantage of the Children's Corners.

Gratis use of school premises

The use of Municipal School premises for conducting Social Education Classes, Hindi Classes, Night Schools etc. under the auspices of Educational and School Welfare Institutions was continued to be allowed gratis or at nominal fees and leave and licence fees outside regular school hours on prescribed conditions with the consent of the landlords of the premises concerned.

Extra Curricular Activities

(a) Sharad Utsav (Autumn Festival) at 12 Centres in Greater Bombay, (b) Dramatics and Folk Dance competitions, (c) School Anniversaries, Dassera Festival, Independence and Republic Day were celebrated in a number of schools where special invitations were given to the parents so as to bring them into close contact with school administration and variety entertainments were arranged on such occasions, (d) Democracy in schools and model schools, Class Panchayats (prefect courts) and School Parliaments were introduced in a number of schools with a view to inculcating a sense of discipline and self-government amongst pupils, (e) Excursions, (f) Educational Seminars and Exhibitions were organised in which Municipal teachers and children spread over 50 beats in Greater Bombay participated, (g) School Feeding Programme—Under this programme all children in standards I to IV were catered with 200 m.l. of double toned pasteurised milk in sealed bottles on every alternate school working day except during the month of April when the examinations are being conducted. A very few schools in Suburbs and Extended Suburbs do not get the benefit of free supply of milk as the milk trucks do not get access to the school premises. All school children of Standards I to IV were given biscuits and peanuts on every alternate days. During the year under report a pilot programme for the supply of 10,000 sweet buns per day was arranged for about a month for the schools in the vicinity of the Modern Bakeries (India) Ltd., Goregaon, which manufacture the buns. (h) Vacation Libraries were conducted at 50 Centres for the benefit of school children.

MADHURI R. SHAH,
Education Officer.

APPENDIX No. 1

Municipal Schools and Pupils

Language	As on 31st March 1969			As on 31st March 1970		
	Schools	Classes	Pupils	Schools	Classes	Pupils
CITY						
Marathi	230	...	1,71,237	228	1	1,67,668
Gujarati	84	10	29,328	79	11	27,066
Urdu	98	9	35,866	95	8	34,931
Hindi	43	3	16,604	47	4	16,675
Tamil	7	8	2,211	7	8	2,434
Telugu	10	4	3,700	10	3	3,951
Kannad	13	10	3,410	13	9	3,288
English Primary	15	1	6,117	17	...	6,281
Sindhi	2	1	404	2	...	344
Total ...	502	46	2,68,877	498	44	2,62,640
SUBURBS						
Marathi	110	...	91,936	120	...	95,697
Gujarati	47	8	21,280	46	10	21,474
Urdu	60	6	20,973	65	3	22,131
Hindi	40	8	16,108	38	14	16,960
Tamil	3	11	1,812	3	10	1,944
Malayalam	1	3	302	1	3	305
Telugu	4	3	688	3	4	616
Kannad	13	5	4,357	15	5	4,723
Eng. Primary	4	4	1,170	5	4	1,381
Sindhi	2	2	1,643	2	2	1,605
Total ...	284	50	1,60,269	298	55	1,66,836
EXTENDED SUBURBS						
Marathi	50	2	32,344	52	1	34,272
Gujarati	27	2	17,472	27	2	17,930
Urdu	14	...	2,686	13	1	2,758
Hindi	22	1	6,487	22	2	7,325
Tamil	2	6	786	2	6	943
Telugu	1	...	170	1	1	211
Kannad	2	2	921	1	5	1,117
English Primary	2	...	410	2	1	498
Sindhi	3	1	910	3	1	756
Total ...	123	14	62,186	123	20	65,810
Grand Total ...	909	110	4,91,332	919	119	4,95,286

APPENDIX No. II

Statement showing the number of Trained and Untrained, Teachers in
Municipal Schools according to Sides

Side	As on 31st March 1969			As on 31st March 1970		
	Trained	Untrained	Total	Trained	Untrained	Total
CITY						
Marathi	4,798	31	4,829	4,740	33	4,773
Gujarati	949	9	958	867	9	876
Urdu	988	48	1,036	990	36	1,026
Hindi	474	10	484	474	5	479
Tamil	66	5	71	70	6	76
Telugu	81	25	106	83	25	108
Kannad	100	2	102	91	3	94
English Primary	107	54	161	128	50	178
Sindhi	14	1	15	10	1	11
Total	7,577	185	7,762	7,453	168	7,621
SUBURBS						
Marathi	2,438	16	2,454	2,598	14	2,612
Gujarati	618	7	625	617	2	619
Urdu	565	34	599	610	31	641
Hindi	438	11	449	471	9	480
Tamil	47	4	51	53	3	56
Malayalam	10	...	10	10	...	10
Telugu	18	1	19	17	...	17
Kannad	120	2	122	132	1	133
English Primary	22	12	34	27	6	35
Sindhi	46	7	53	45	9	54
Total	4,322	94	4,416	4,580	75	4,655
EXTENDED SUBURBS						
Marathi	896	2	898	960	14	974
Gujarati	478	1	479	513	2	515
Urdu	67	4	71	74	3	77
Hindi	173	8	181	194	8	202
Tamil	20	2	22	25	1	26
Telugu	3	1	4	7	...	7
Kannad	28	...	28	30	...	30
English Primary	11	...	11	10	2	12
Sindhi	24	4	28	19	8	27
Total	1,700	22	1,722	1,832	38	1,870
Grand Total	13,599	301	13,900	13,865	281	14,146

APPENDIX No. III

Municipal Recognised and Aided Schools and Pupils.

Language	Recognised Schools as on 31-3-1969		Recognised Schools as on 31-3-1970		Aided Schools as on 31-3-1969		Aided Schools as on 31-3-1970	
	No. of Schools	Pupils	No. of Schools	Pupils	No. of Schools	Pupils	No. of Schools	Pupils
City								
Marathi	27	10,062	22	8,855	20	3,830	25	5,796
Gujarati	55	9,077	57	9,380	33	7,414	32	7,344
Urdu	5	941	3	957	6	1,676	6	1,676
Hindi	2	257	1	112	10	2,810	11	3,120
Sindhi	1	46	1	39	4	502	4	502
Tamil	2	252	2	244	3	896	3	883
Telugu	1	121	1	118
Malayalam	1	55	1	74	2	532	2	465
Kannad	1	72	1	379	1	381
English	113	43,391	109	42,991	15	37,09	22	6,188
Bengall	1	179
Iranian	1	29
Miscellaneous...	1	28	1	159
Marathi Night	1	101	2	173
Kannad Night	1	63	7	805	7	1,044
English Night	8	1,047	8	1,032	2	195	2	218
Total	217	65,320	206	63,785	107	23,201	117	27,914
Suburbs.								
Marathi	14	3,796	17	4,468	12	4,340	12	4,429
Gujarati	17	3,871	18	3,180	13	62,54	13	6,375
Urdu	1	53	1	21	1	209
Hindi	1	79	10	2,473	10	2,497
Sindhi	3	355	3	381
Tamil	2	548	2	561
Malayalam	1	411	2	607	1	199
English	76	33,964	75	36,810	8	1,354	11	3,109
English Night	1	65	1	72	1	317
Total	109	41,775	113	44,994	52	16,459	53	17,760
Extended Suburbs								
Marathi	3	763	5	1,315	9	2,838	9	2,955
Gujarati	19	4,198	21	5,064	12	7,552	13	7,867
Hindi	2	287	2	302	6	1,519	6	1,630
Tamil	1	284	1	290	1	193
Malayalam	1	142	1	155	1	199
Kannad	1	171	1	177
English	18	7,436	22	8,431	3	1,037	3	1,020
Total	45	13,281	53	15,734	32	13,338	31	13,472
Grand Total	371	1,20,376	372	1,24,513	191	52,998	201	59,146

APPENDIX No. IV

Information re: Physical Education in Municipal Schools

Total number of schools and classes	1,038
Number of schools imparting physical education on playgrounds	95
Number of schools imparting physical education in open spaces	560
Number of schools imparting physical education in class-rooms	383
Total number of pupils	4,95,286
Total number of pupils taking physical education	All
Total number of trained teachers in physical education	1,199
Special Teachers in Physical Education	126
Total number of untrained teachers in physical education	12,170

APPENDIX No. V

Average Cost per Pupil for the year

	Average cost per pupil for the year.
	Rs.
City, Subs. & Ext. Subs. :	
According to the number of pupils on roll as on 31-3-1968 (4,81,211)	159.34
City, Subs. & Ext. Subs. :	
According to the number of pupils on roll as on 31-3-1969 (4,91,332)	168.01
City, Subs. & Ext. Subs. :	
According to the number of pupils on roll as on 31-3-1970 (4,95,286)	162.87

LABOUR DEPARTMENT

Administration Report of the Labour Department for the year 1969-70.

The Labour officer dealt with 3,967 individual grievances of Labour Staff.

Trade Unions.—Trade Unions activities among labour and other staff engaged in the services of the Corporation were mostly confined to the Unions whose names and other particulars including membership are given below. These Unions were recognised by the Municipal Commissioner as per Rules.

TABLE I.

Name of the Union.	Date of Establish- ment.	Date of Registration	Registered Number	Membership as on	
				31-12-1967	31-12-1968
Municipal Worker's Union ...	27-2-1935	29-3-1935	90	1,573	2,368
Bombay Sweepers' Union ...	30-7-1946	7-9-1951	1,118	2,232	2,282
Bombay Municipal Subordinate Staff Union ...	2-8-1946	30-1-1948	483	3,571	3,462
Municipal Mazdoor Union	2,100	15,204	15,332
Bombay Municipal Engineer's Union ...	Recognition granted on 21-7-1956	...	3,281	430	441
Bombay Municipal Kamgar Sangh ...	1-4-1933	28-6-1962	4,212	248	2,275
The Administrative Officer's Association (B. M. C.)	78	...
Bombay Municipal Executive Staff Union ...	21-6-1955	21-5-1966	1,806	2,016	2,183
The Greater Bombay Nurses' Association	3,780	593	495
Bombay Municipal Health Visitors' Asso- ciation ...	18-1-1951	18-1-1951	1,001	93	93
Bombay Municipal Engineering Officials Association	4,650	201	162
Maharashtra State Nurses' Welfare Asso- ciation	4,638	400	...
Mahamumbai Nagarpalika Prathamik Shikshak Sangh	2,426	...	3,333
Bombay Municipal Hindi Shikshak Pari- shad ...	19-3-1962	...	4,185	300	...
Municipal Primary Sindhi Teachers' Association	79	71	...
Brihan Mumbai Nagarpalika Special Shikshak Sangh	3,593	115	115
Bombay Municipal Urdu Teachers' Asso- ciation	295
Municipal Qualified Overseers' Union	4,977	285	200
Bombay Municipal Peons' Union ...	Recognition granted on 2-8-1968	...	6,087
Bombay Fire Services Union ...	Recognition granted on 18-4-1969	474
Bombay Fire Fighters' Services Union ...	Recognition granted on 18-4-1969	77
Mahamumbai Municipal Marathi Shikshak Sangh ...	Recognition granted on 24-3-1970

Industrial Relations.—There was no occasion on which the provisions of the Bombay Municipal Ser-
vants Act, 1890 had to be brought into effect. Three new Unions were recognised during the year under report
viz. (1) Bombay Fire Fighters' Services Union, (2) Bombay Fire Services Union and (3) Mahamumbai Municipal
Marathi Prathamik Shikshak Sangh. Recognition granted to the Bombay Municipal Labour Union to represent
the labour staff of Encroachment, W. O. (Estates), Superintendent of Garden, Kasturba Hospital, Conservancy
Branch, Transport Department, Main Sewer Department was withdrawn as they have failed to produce the
records and receipt books for verification for the year 1967-68 which amounted to violation of Rule No. 5 of the
Rules and Regulations for recognition of the Associations or Unions. On the same grounds, recognition granted
to Municipal Primary Federation and Brihan Bombay Municipal Hindi Shikshak Sangh had been withdrawn.

Twenty-nine applications under Section 33(2)(b) of the I. D. Act 1947 were submitted to Smt. Malti
Ruikar, Conciliation Officer and to the Industrial Tribunal by the Administration for approval to the actions of
dismissal or removal proposed by it against the delinquent employees and 29 applications were heard by the
respective authorities and approval orders except in 4 applications were received from them during the year under
report.

The following Awards under Industrial Disputes Act and Reports were received and published during the year under report.

(1) Award of Shri R. D. Tulpule, Industrial Tribunal in Ref. (IT) No. 203 of 1969 in the dispute between Bombay Municipal Corporation, Bombay I, and the workmen (Nursing Staff) employed under it.

(2) Award of Shri S. R. Samant, Presiding Officer, First Labour Court, in the dispute between the Bombay Municipal Corporation, Bombay and Workmen employed under it regarding reinstatement with full back wages of Shri Tipu Pandu.

(3) Award of Shri V. A. Naik, Industrial Tribunal, Ref. (IT No. 215) of 1968 in the matter of wage scale, classification, over-time allowances, etc., in respect of Municipal Press Workers (Date of Publication 17-4-1969).

(4) Report of the Mediator Shri V. M. Tarkunde, Bombay High Court, in the dispute raised by the Municipal Subordinate Staff Union, in the matter of revision of grades, allowances, etc.

(S. C. R. No. 1394 of 20-8-1969 and C. R. No. 824 of 6-10-1969).

(5) Report of the Mediator Shri V. M. Tarkunde, Bombay High Court, in the dispute raised by the B. M. M. Union, B. W. Union, B. S. Union regarding matter of D. A. (C. R. No. 2760 of 2-1-1970 and C. R. No. 1150 of 2-2-1970.)

Labour Management Co-operation.—With a view to promote cordial relations between the employees and the administration the following steps were continued :—

(i) **Joint Council.**—The total number of Joint Councils constituted by the end of the year under report were 22.

(ii) **Grievance Procedure.**—A four stage grievance procedure is continued to redress the grievances of the employees in all Municipal Departments. The grievance committee consists of the representatives of the labour and the Management which investigates the grievances of the employees.

(iii) **Individual Grievances.**—Complaints received by the Labour Officer, from the employees and also from the Unions were of various nature. The following table gives the number and the nature of the grievances received and dealt with by the Labour Officer.

Labour Officer
Sd. G. S. SAUDAGAR.
B.A. (Hons.), LL.B., D.L.W.

TABLE II.

Nature of cases.	Total		Grievances redressed		Not genuine		Pending cases.	
	City	Subs.	City	Subs.	City	Subs.	City	Subs.
Recruitment and Retrenchment, etc. ...	791	107	694	97	90	7	7	3
Promotions, Transfers, Confirmations and Annual Increments etc.	269	108	226	98	39	6	4	4
Fines, Reversions, Suspensions, dismissal and other punishments	207	29	170	27	34	1	3	1
Delay in payment of wages (wages leave) and allowance ...	183	128	151	121	29	4	3	3
Delay in settlement of Provident Fund and other retirement benefits ...	155	95	136	84	15	9	4	2
Non-supply of equipment and uniform ...	241	15	192	12	44	2	5	1
Delay in sanctioning leave due ...	68	29	56	27	10	2	2	...
House Rent, accommodation and transfer of quarters ...	513	89	490	83	20	5	3	...
Miscellaneous ...	340	398	293	362	39	31	8	5
Department references, etc. ...	10,403	750	10,403	750
	13,170	1,748	12,811	1,661	320	67	39	20

The scholarship to the children of Municipal employees.—During the year 398 applications for scholarship were received and 147 scholarships were granted to applicants for higher education and 187 for secondary education. The total amount given by way of scholarship to the Municipal employees was Rs. 19,824.

Medical Assistance Scheme to the Municipal employees.—241 employees applied for medical assistance under the above scheme. Out of which 230 employees were given aid amounting to Rs. 12,133.

(1) **Attendance of Welfare Centres.**—The average daily attendance of adults and children at the different welfare centres during the year was 2,392 adults and 2,286 children.

(2) **Tournaments.**—The artists and players of the centres participated in the local foot-ball, volley ball and Kabaddi matches. Cultural programmes were given to the following agencies.

(i) Bharat Scouts and Guides—Annual Camp Fire.

(ii) Ambedkar Jayanti of Wards.

(iii) Ganesh Utsav at different Municipal Hospitals.

(3) **Annual sports and Inter-Centre Tournaments.**—Annual Athletic Meet was held in the month of March as usual. Prizes were given to winners in different sports items. Dr. Hemchandra Gupte, Municipal Councillor, presided and distributed the prizes. Inter-Centre Dramatic Competition was held and Trophies were awarded to the winner and runners best acting. Dr. Shanti Patel Leader of the House Presided and distributed the prizes. Inter-Centre tournaments for Volley Ball and Kabaddi and Elocution Competitions were held and prizes were given to the winners and runners up. Healthy Baby Show was organized at the Colaba Welfare Centre with the help of the Nirmala Niketan.

(4) **Picnics.**—Excursions were organized for males and females of the different welfare centres at Nasik Shirdi, Aurangabad, Ajantha-Elora, Poona and Mahabaleshwar during the year. Nearly 300 participants took the advantage of excursions. Local excursions were also organized for the boys and girls and nearly 1,500, participants took advantage.

(5) **Opening of New Welfare Centres.**—Two new Welfare Centres were opened during the year at Colaba and Valpakhadi Municipal Chawls.

(6) **Milk Scheme.**—Milk is distributed to the children of Municipal employees. The milk powder is donated by the Catholic Relief Fund.

(7) **Gandhi Centenary Celebration.**—Cleanliness Campaigns, exhibitions of Cinema Shows were organized at the different Municipal colonies. A Prabhat Pheri was organized on the Gandhi Jayanti Day. Nearly 2,500 participants participated in the Prabhat Pheri.

(8) The work of fabrication of petti-coats and preparation of files were carried out at the different welfare centres.

(9) **Scouting.**—The total strength of the scout and guide section was 4,098. Training Camps for Rover, Scouts and Guide were organized at the Powai Camp Ground. The organization gave the following outstanding services during the year under report.

They carried out traffic duties and assisted in maintaining law and order at the time of several celebration exhibitions, Urus, Fruit, Flower Show and other festivals in the City.

The Scouts/Guides, Scouters and Guiders participated in several scout activities in the city and the Annual Rally and Camp fire of the Bharat Scouts and Guides. Inter-Centre cubs and Bulbuls competitions were conducted at the Scout Pavilion.

Labour Office

APPENDIX 'A'

Serial No.	Name of the Union	Department concerned	Categories attached	Referred to	Nature of dispute
1	Municipal Mazdoor Union.	All Departments	Labour Staff	Conciliation Officer	Dispute raised with reference to the Notice of Change given by the Administration for reduction of Holidays and Saturday working.
2	Do.	Conservancy	Motor Loaders	Do.	Dispute in connection with the proposed reduction in the strength of motor loading gangs.
3	Do.	All Departments	Female employees	Do.	Dispute regarding the Notice of Change for withdrawal of maternity leave benefits after having three children.
4	Do.	Conservancy	Labour Staff	Do.	Dispute regarding the Strike Notice given by Municipal Mazdoor Union re : Weekly off.
5	Do.	E. E. Mech. (South)	Do.	Asstt. Commissioner of Labour.	Dispute regarding applications (I. D. A.) No. 1504 of 1965 re : the overtime claim of Shri Rozaria Brito.
6	Do.	Matunga Pumping Station.	Labourer	Do.	Dispute regarding fine imposed on Shri Keshav Vithal and Shankar Bhiwa.
7	Do.	Malaria Department	Superior Fields Workers.	Do.	Dispute regarding demands re : payment of lay off compensation to the superior field workers of Malaria Department of the Bombay Municipal Corporation.
8	Do.	All Departments	Labour Staff	Conciliation Officer	Dispute in connection with the notice of change for withdrawal of concession on religious days.
9	Municipal Worker's Union.	Education Department.	Do.	Do.	Dispute raised with reference to the Notice of Change given by the Administration for reduction of holidays and Saturday working.
10	Municipal Workers' Union.	All Departments	Female employees	Conciliation Officer	Dispute re: the Notice of Change for withdrawal of maternity leave benefits after having 3 children.
11	Do.	Do.	Labour Staff	Do.	Dispute in connection with the Notice of Change for withdrawal of concessions on religious days.
12	Do.	City Engineer	Mistries	Asstt. Commissioner of Labour.	Dispute re : demands of mistries in the Engineering Department.
13	Do.	Pumping Station	Fitter	Do.	Dispute re : reinstatement of Shri F. Dias.

APPENDIX 'A'

Serial No.	Name of the Union	Department concerned	Categories attached	Referred to	Nature of dispute
14	Bombay Municipal Executive Staff Union.	All Departments	Executive Staff	Conciliation Officer	Dispute raised with reference to the Notice of Change given by the administration for reduction of holidays and Saturday working.
15	Do.	Consevaney Department.	Supervisor, Jr. Overseer.	Asstt. Commissioner of Labour.	Dispute re : injustice on Shri D. D. Bapat and Shri A. N. More.
16	Do.	Assessor and Collector.	Octroi Inspector	Do.	Dispute re : withdrawal of illegal orders imposed on Shri S. W. Sawant.
17	Do.	Mobile Health Unit	Staff of Mobile Health Unit.	Do.	Dispute re : the Noice of Change for reduction of holidays.
18	Do.	Octroi Departments	Octroi Inspector	Do.	Dispute regarding alleged additional duties of Octroi Inspector.
19	Bombay Municipal Subordinate Staff Union.	All Departments.	Clerical Staff	Conciliation Officer	Dispute raised with reference to the Notice of Change given by the Administration for reduction of holidays and Saturday working..
20	Do.	Do.	Do.	Do.	Dispute in connection with the Notice of Change for withdrawal of concessions on religious days.
21	Bombay Municipal Subordinate Staff Union.	Security Department	Asst. Security Officer	Asstt. Commissioner of Labour.	Dispute regarding changing of the rules of departmental enquiry without giving a Notice of Change under Section 9-A of the I. D. Act.
22	Do.	O. S. D. Security	Do.	Do.	Dispute regarding Breach of Section 9A of I. D. Act for changing the qualifications of the Asstt. Security Officer.
23	Municipal Peons' Union.	Education Department.	Peons	Conciliation Officer	Dispute raised with reference to the Notice of Change given by the administration for reduction of holidays and Saturday working.
24	Do.	Do.	Female employees	Do.	Dispute re : the Notice of Change for withdrawal of maternity leave benefits after having 3 children.
25	Do.	Do.	Peons	Asstt. Commissioner of Labour.	Dispute re : the working hours of peons.
26	Maharashtra State Nurses' Welfare Association.	K. E. M. Hospital	Nursing Staff	Do.	Dispute re : grievances of Nursing Staff in the K. E. M. Hospital.
27	Do.	Suburban Hospital	Do.	Do.	Dispute regarding Charter of Demands.
28	Mahamumbai Nagarpalika Prathamik Shikshak Kruti Samiti.	Education Department.	Primary Teachers	Do. (P. M. A. Sewri).	Dispute re : grant of one increment to untrained Primary Teachers.
29	Mahamumbai Nagarpalika Prathamik Shikshak Sangh.	Do.	Teachers	Conciliation Officer	Dispute raised with reference to the Notice of Change given by the Administration for reduction of holidays and Saturday working.
30	The Greater Bombay Nurses' Association.	All Hospitals	Nursing Staff	Industrial Tribunal	Dispute re : increasing Nursing Staff, permission to stay out etc. (I. T. No. 199 of 1969).
31	Jr. Supervisors Jointly	Education Department.	Jr. Supervisors	Asstt. Commissioner of Labour (P.M.A. Sewri).	Dispute regarding revision of pay scales of Jr. Supervisors' Physical Instructors in Education Department.
32	Bombay Municipal Kamgar Sangh.	Conservancy, Market Drainage.	Labour Staff	Cociliation Officer	Dispute regarding Notice of strike for the pending demands re : revision of grades.
33	The Greater Bombay Nurses Association.	R. D. T. B. Hospital	Jr. Asstt. Matron	Industrial Tribunal	Dispute re : the filling of the posts of Jr. Asstt. Matron at R. D. T. B. Hospital and promoting Smt. Sadalge, to the said post (I. T. No. 59 of 1969).
34	The Municipal Mazdoor Union.	Vaiterna	Mistry on Daily wages	Govt. Labour Officer	Dispute regarding complaint from Shri E. R. Gode.
35	Individual	Versova Purification Plant.	Overseers	Asstt. Commissioner of Labour.	Dispute raised by the Municipal Workers' Union regarding recovery of rent from Shri S. T. Deslo.
36	Bombay Municipal Executive Staff Union.	A. & C. Deptt.	Inspector	Government Labour Officer.	Dispute regarding the punishment of stoppage of increments imposed on Shri D. V. Bhide.

PUBLIC RELATIONS DEPARTMENT

Shri N. A. Mistr, M. A., D. J., Dip. S. W., Public Relations Officer continued to be in charge of the Department during the year 1969-70, excepting the period from 30-10-1969 to 26-2-1970, when he was on earned leave. Shri R. D. Jaisinghani, B. E. (Civil) held charge of the post of Public Relations Officer during the earned leave period of Shri N. A. Mistr.

The department effected publicity about the various activities and services rendered by different Municipal departments and worked as a clearing house in respect of criticisms and suggestions appearing in the local newspapers. It also carried out health education work and dissemination of information to the public through various media.

Information Counters

Two information counters at main and extension buildings continued to prove as useful adjuncts in giving necessary guidance and information to the public besides effecting the sale of civic publications.

Informative Publications

The Civic Diary 1970, containing useful information on civic affairs was brought out in English, Marathi and Gujarati with a changed set-up. The "List of Municipal Councillors and Officers" was also published in English and Marathi, twice in the year.

Important Activities

In connection with the celebration of Gandhi Centenary, a Mayor's Citizens Gandhi Centenary Committee was formed and the work of organising various activities in Greater Bombay, such as meetings, processions, community dinners, film shows, publication of posters and folders etc. and display of banners, was done by this department.

Besides, the required co-operation was also extended to the State Gandhi Centenary Committee in the matter of organising various activities connected with the Centenary. This department also rendered necessary assistance in connection with the arrangements for the Civic Receptions accorded to the American Astronauts and Khan Abdul Gafar Khan.

The department participated in the observance of World Health Day, National Cleanliness Day, Anti-Fly Week, World Leprosy Day, Prohibition fortnight, Social Education Week, Sharad Utsav, Family Planning fortnight, Local self Government Day, and also in various Health Drives and Exhibitions organised by the Lions Clubs, Bombay Civic Trust and such other social welfare organisations.

The work of collecting donations for the National Flag Day was also carried out. In addition to providing information to various civic bodies in India and other Government Departments and arranging visits by V. I. Ps. and press and civic institutions, information both in write-ups and pictures was called, collated and furnished to various foreign countries, many of them coming through the Mayor.

N. A. MISTR, *Public Relations Officer.*

M. G. M. O. SWIMMING POOL

Administration Report for the year 1969-70.

- (1) 6,387 new members joined the Swimming Pool during the year under report.
- (2) 3,461 Beginners were trained during the year.
- (3) 49,022 Casual Swimmers including Labourers & Factory workers availed of the facilities of swimming.
- (4) Eight educational institutions availed of the swimming facilities at a concessional charge of Rs. 100/- per month during the year.
- (5) 19 Members of the M.G.M.O. Swimming Pool participated in the Poona Aquatic Meet held in Poona in June 1969.
- (6) 17 Members of the M. G. M. O. Swimming Pool were included in the Maharashtra State Aquatic Team for participating in the National Championship held at New Delhi in October 1969.
- (7) Free swimming facilities were provided for Blind persons by granting reservation of the Pool for two hours in a week.
- (8) 17 Crippled children availed of the free swimming facility at the Pool during the year under report.
- (9) The Inter collegiate Swimming competitions were held at the M. G. M. O. Swimming Pool in September 1969.
- (10) Collection of the fees during the year was Rs. 2,62,789/- as against Rs. 2,51,833/- during the Previous year.
- (11) Private parties reserved the Swimming Pool for 371 hours by which a revenue of Rs. 7800/- was collected.
- (12) The total annual expenditure was Rs. 1,66,738/- including the establishment cost of Rs. 95185/- during the year under report.
- (13) 17th Anniversary of the M. G. M. O. Swimming Pool was observed by holding swimming competitions of the members. Prizes were awarded by Shri. J. K. Joshi, Mayor of Bombay, at the prize distribution function held on 27th April 1969.
- (14) 14th Long Distance Sea Race from Dadar Beach to Bandra point and back was held on 22-3-1970. Prizes were distributed to winners by Shri. R. C. Culgule, L.y. Municipal Commissioner.
- (15) The quality of the Water was maintained fit for swimming by effective filtration and chlorination. Samples of the water were tested every week in the Municipal Laboratory.
- (16) There were two drowning cases during the year under report.
- (17) The Pool was closed for minor repairs work from 14-11-69 to 30-11-69.

S. N. PINGE,
Manager,
M.G. M. O. Swimming pool.

Administrative Officer (Enquiries)

1969-70

Details of investigations work done by Enquiries and Investigations Branch and Security Branch.

1—Investigation of—

(a) Cases of alleged acceptance of illegal gratification and misappropriation of Municipal money by the Municipal Staff. ...	34
(b) Cases of theft or pilferage of Municipal Property or materials. ...	112
(c) Cases of irregularities of serious nature on the part of Municipal Employees such as misconduct, misbehaviour, rude behaviour and assaults, harassment to patients in the Hospital, taking leave under false pretext, driving or allowing to drive Municipal vehicles by unauthorised persons, gross dereliction of duties, etc. ...	289
(d) Cases of irregularities of minor nature on the part of Municipal employees, such as irregular attendance, sub-letting of rooms, harbouring outsiders in their rooms without permission and negligence of duties, etc., and complaints against stall-holders, licences and other regarding sub-letting of stalls, infringement of licences conditions, breach of provisions of Shops and Establishment Act, Municipal Bye-laws and regulations. ...	447
Total No. of cases investigated ...	882

The actions taken in the above cases investigated are summarised as under:—

	No. of Employees	No. of Cases
(1) Dismissal ...	16	} 138
(2) Removal from Service ...	27	
(3) Promotions with held ...	2	
(4) Demotion ...	7	
(5) Withholding of increments ...	72	
(6) Fines imposed ...	33	
(7) Censures and warnings ...	21	
(8) Recoveries made for loss of Municipal property ...	6	
	184	
(9) Sent to Departments concerned for necessary remedial actions	337
(10) Filed as the allegations were found to be either false or too vague	279
(11) Enquiries in progress at the end of the year	128
	...	882

1.—The split up according to the status of the delinquents in the cases 125 employees who have been awarded deterrent punishments such as dismissal, removal from service, demotions, debarring from promotion and withholding of increment is as under:—

Category	Dismissal	Removal	Demotion	Promotions withheld	Increments withheld
Sub-Engineers	1	1
Chief Librarian
Beat Inspector	1
Head Teachers	2	...	1
Teachers	1	11
Overseers	7
Jr. Overseers	1	1
Chawl Superintendent	2
Rent Collectors	1	1
Care-taker	1
Ward Inspectors ...	3	1
Meter Readers	1	...	1
Market Inspector	1
Dog Catching Sub-Inspector	1
Clerks ...	2	2	4
Hakim	1
Compounder	1
Staff Nurses	1
Store Attendant	2
Labour Staff ...	8	20	4	1	35
Total ...	16	27	7	2	72

II.—(a) The Classification of very serious offences for which punishments of dismissal, removal from service and withholding of increments was resorted to and the number of employees to whom the said punishments were awarded for such offences, is as follows :—

Description of the offences	Dismissal	Removal	Demotion	Promotions withheld	Increments withheld
(1) Demand and acceptance of illegal gratification etc. ...	1	2	7
(2) Pilferage of Municipal property such as store articles, dietary articles etc. ...	2	3	3
(3) Temporary misappropriation of Municipal money	6	4	5
(4) Misbehaviour, misconduct etc. ...	4	5	2	...	13
(5) Disorderly behaviour while on duty, Assault, Threatening etc. ...	1	5	2	...	7
(6) Misuse of Municipal property, Vehicles and handing over vehicles to unauthorised persons etc.	1
(7) Accepting private jobs, doing private business, trade etc. while in service or leave	1	1
(8) Other offences. ...	2	6	3	2	36
Total ...	16	27	7	2	72

Other work done by Enquiries Section:—

Details of work	No. of cases
(1) Surprise visits to places of Municipal works in progress and offices for checking of musters Accounts etc. ...	220
(2) Attending sale by auction of Municipal Property or rights etc. ...	158
(3) Disposal of cases of miscellaneous nature such as cases referred to by departments for advice in representations from employees in disciplinary cases, advice in procedural matters regarding departmental enquiries. ...	1,209

Work done by the Stock Verification Section.—Verification of stores including capital stores at the Stores and Sub-Depots was carried out during the year as usual. Periodical checking of balances of petrol, diesel oil etc., at the various Municipal Pumps was also done and quarterly live stock statement of bullock as well as increase and decrease statements of live stock at the Victoria Gardens were verified, checking of the unserviceable articles needlessly occupying considerable space in Municipal Schools was also carried out. Schools and other Ward Offices were visited and unserviceable articles lying there were disposed off as per procedure laid down.

The Section also helped the Enquiries Section in keeping a watch etc., at different places and times for detection of malpractices and investigation work such as scrutiny of voluminous records in specific cases.

The other important work attended to by this Section was the distribution of relief grants from the Mayor's Relief Fund to the persons and families affected by fire, house collapse and other natural calamities.

C. K. PATEL

A. O. (Enquiries)

Bombay Municipal Security Force

The Bombay Municipal Security Force continued to be under the supervision of the Officer on Special Duty during the year under report upto 20th February 1970 and thereafter under Administrative Officer (Enquiries). He was assisted by 1 Security Officer and 2 Assistant Security Officers. The services of the Security Officer and 2 Assistant Security Officers were taken on loan from the State Police Department. Shri S. D. Panwalkar, Dy. Superintendent of Police, Anti-corruption and Prohibition Intelligence, Bombay Range, whose services were loaned from Government for the Bombay Municipal Security Force, continued as a Security Officer up to 31-3-70.

2. The work done by the Bombay Municipal Security Force is as under:—

Total No. of cases		Total property involved		Total property recovered			
		Rs.	P.	Rs.	P.		
Reported	157	21,621.15		8,058.14			
Detected	90						
Hospitals			Others				
Cases	Property lost	Property recovered	Cases	Property lost	Property recovered		
	Rs. P.	Rs. P.		Rs. P.	Rs. P.		
Reported	33	5,590.53	4,442.78	Reported	124.....	16,030.62	3,615.36
Detected	24			Detected	66		
I.—Municipal Employees involved			18	-I.—Municipal Employees involved			71
(a) Municipal Employees against whom Departmental action was taken			4	(a) Municipal employees against whom departmental action was taken			40
(b) Municipal Employees against whom departmental action is pending			14	(b) Municipal Employees against whom departmental action is pending			31
II.—Municipal Employees against whom Police cases are pending			2	II.—Municipal employees against whom police cases are pending			9

3. During the period under review, many important cases were brought to the notice of the authorities concerned by the Bombay Municipal Security Force. With the tightening of the security measures at various installations, pilferages there at have been checked. Some of the Security Personnel have shown initiative or done good work during the period under review.

4. The Industrial Unit of the Home Guards continued to function during the year.

5. The security measures were also taken by the Bombay Municipal Security Force at 71 Corporation Meetings and 27 Morchas at the Corporation Hall and 10 important functions of the Corporation including the reception to the 3 Astronauts who had successfully returned from Moon.

6. The Security Force renders services at the time of Morchas and demonstrations at the Head Office and the Ward Offices.

7. The Bombay Municipal Security Force is conducting a Training School for the Security Guards of the School and during the year under report, 393 Security Guards were imparted training.

C. K. PATEL,

A. O. (E) Security.

THE BOMBAY CIVIC JOURNAL

Shri N. A. Mistri, M. A., Dip. J., Dip. S. W., continued to work as Editor, Bombay Civic Journal, in addition to his duties as the Public Relations Officer, during the year under report excepting the period from 30th October 1969 to 26th February 1970 when he was on Earned Leave. Shri R. D. Jaisinghani, B. E. (Civil), worked as Editor of the Journal, during the earned leave period of Shri N. A. Mistri.

The Journal took out two special Numbers-one on the occasion of the Mahatma Gandhi Birth Centenary in October 1969 and the other on the Independence Day - during the year under report. The remaining monthly issues of the Journal contained articles on civic matters such as slum clearance and improvement, water supply etc., and related information other significant events such as the visit of the three astronauts, who for the first time landed on the Moon and Khan Abdul Ghaffar Khan.

All the issues of the Journal aimed at giving the reader a variety of interesting matter veering around civic affairs and civic services and Metropolitan matters.

Efforts to bring in more revenue by advertisements and increase in circulation were made during the period under report.

N. A. MISTRI,
Public Relations Officer
and
Editor, Bombay Civic Journal.

ORGANIZATION AND METHODS DIVISION

Dr. S. D. Parchure, M.A., Ph. D. was in charge of the Division during the year under report.

The main activities conducted by the Division during the year were as shown below :—

- (i) Standardization of forms and registers.
- (ii) Operation of Suggestions Scheme.
- (iii) Standardization of municipal records.
- (iv) Scrutiny of proposals from the following Departments :—
 - (a) Birla Kreedra Kendra.
 - (b) M. G. M. O. Swimming Pool.
 - (c) Chief Librarian.
 - (d) Curator Museum.
 - (e) M. C. A.
 - (f) M. S.
 - (g) G. M., B.E.S.T.
- (v) Examination of Office Procedures and suggesting improvements therein so as to tone up the administration.
- (vi) **Productivity Unit.**—A team of Industrial Engineers, who had completed the full-time training course organised by the National Productivity Council and Bombay Productivity Council for the Bombay Municipal Corporation, has continued to study various projects from the Municipal Departments. The studies carried out were mainly in the problem areas referred to by the various Departments. The recommendations contained in the reports submitted have been accepted by implementing authorities and their implementation is awaited. The reports when implemented are expected to bring about appreciable savings in costs or better working efficiency. A few of the reports submitted are detailed below :—

Serial No.	Subject of the Study.
1	Utilization of Distribution Staff in Water Works.
2	Utilization of maintenance staff in Water Works in 'D' Ward.
3	Inventory of sleepers for the maintenance of K. D. Railway and renewal of the track.
4	Reduction of peons in Municipal Head Office.
5	Layout of Municipal Printing Press.
6	(i) Space allocation in the new building of Nair Hospital Dental College and (ii) PERT/CPM net work for the building under construction.
7	Inventory levels for Hospital linen.
8	Amalgamation of the administrative staff at the L. T. M. G. Hospital and College, Sion.
9	PERT net work for Hospital buildings Nos. 3, 3A at the L. T. M. G. Hospital, Sion.
10	PERT net work for College Building, L. T. M. G. Hospital.
11	Despatch system for the Ward.
12	Redesigning of building registers in the Ward.
13	Reorganization of licence department — An outline.
14	Streamlining of procedures for obtaining permissions.

PERT/CPM, a management technique, which is catching on so rapidly in several major projects all the world over, is also being introduced in the Corporation. The technique aims at reducing costs through proper utilization of resources and providing for an effective means of control. With a view to training our young Engineers on the line jobs in this technique, the Industrial Engineers have conducted a training course which was highly appreciated by all the participants.

(vii) **Training Activity.**—With the co-operation of the Central Labour Institute and the Beam Service, full-time training courses were arranged for 17 officers of the Bombay Municipal Corporation. Out of these 17 Officers, who were fully trained, 13 Officers have undertaken the training programmes in different Wards of the City and the Suburbs. They are training municipal employees at various levels in suitable groups. The training programmes aim at self-development and concentrate on areas of human relations, method improvement and good communications, so very vital to achieve effective supervision. Supervisors are being trained to diagnose the cause or causes of spoilt jobs which may fall within any of the categories of lack of knowledge, lack of skill or lack of proper attitude. Having ascertained the cause or causes, they are being trained to meet the situation through problem oriented training schemes. Those who have been trained have realised the usefulness of the training schemes and there is a growing demand that such training schemes should diffuse to the different levels if they are to have an impact.

(viii) **The Centralised Despatch Scheme.**—For operating the Centralised Despatch Scheme, all the despatch was required to be collected first in the Municipal Head Office for transmission to the different Offices. It was found that this procedure was causing delay in sending the despatch to some of the Offices. Hence, the centralized despatch scheme was scrapped from 21st July 1969 and the old system of sending papers through peons was restored from that date.

(ix) **Introduction of Marathi.**—(a) Two Books कार्यशाखा सूची giving Marathi equivalents for Departments, Sections, Works Institutions, etc. and अर्थसंकल्पी शिर्षे giving budget-heads were published.

(b) Muster-rolls are being kept in Marathi.

(c) Two examinations to ascertain the proficiency of the staff in Marathi drafting and noting were held.

(d) Scheme for awarding prizes to the employees who have not been recruited as Marathi Typists, for acquiring knowledge of Marathi typewriting is started.

(e) Changing the names from English to Marathi on the Municipal vehicles is also started.

(f) Some circulars were issued in Marathi.

(g) Departments have been directed to use Departmental etc., stamps in Marathi.

(h) 13 classes for imparting training in Marathi to about 525 municipal employees, including nursing staff, who do not have Marathi as their mother-tongue, were conducted.

(i) Some more forms were printed in Marathi.

(x) **In-service Training to Clerks.**—6 classes at 4 different places were conducted and in-service training was imparted to 202 employees of the clerical cadre recruited after 1st April 1966.

S. D. PARCHURE,
Ag. Organization & Methods Officer.

Administration Report of the Executive Health Officer for the year 1969

"Dr. D. V. Parulekar, M.B.B.S., D.P.H., M.P.H. (U.S.A.), continued to hold the post of the Executive Health Officer and Dr. S. G. Pansare, M.B.B.S., D.P.H., continued to hold the post of the Deputy Executive Health Officer throughout the year."

Population.—The midyear estimated population *viz.* 55,34,000 for Greater Bombay for the year 1969 has been taken as the basis for rates for vital statistics.

Rainfall.—The total rain-fall in millimeters recorded at the Colaba Observatory was 1582.8. It was below normal by 516.4 mms. It rained on 72 days as against 91 in 1968 and 109 in 1967. The wettest month was July with a rainfall of 540.1 mms.

At the Santacruz Observatory the total rainfall recorded was 2,148.6 mms. as against 1,381.2 mms. in 1968. July was the wettest month with a rainfall of 828.8 mms.

PUBLIC HEALTH ADMINISTRATION

(I) GENERAL SANITATION

(A) FOOD Sanitation, etc.—This includes enforcement of sanitation and hygiene in food establishments, check on hawkers of food and destruction of unwholesome articles of food.

(B) Grading of Eating Houses.—The scheme for grading of eating houses introduced from the year 1961 contemplates improvement of sanitary etc. conditions obtainable in eating houses, by introducing the element of competition amongst the licensees. Grades I, II or III are determined on the basis of marks secured out of 100 allotted for the observance of the conditions of eating house licences and provision of special arrangements such as sterilizing of all utensils, cups, dishes, etc., additional arrangements for periodical cleanliness of the premises and tables, cleanliness of the servants and their uniform, refrigeration for food preservation, and periodical medical examination of all employees, etc. The grade allotted to an eating house is required to be exhibited in a prescribed form, at a conspicuous place at the entrance of the eating house. Eating houses securing less than 35 marks out of 100 are not allotted any grade, nor allowed to be licensed and they come under prosecution till they either improve the conditions or vacate.

(C) Grading of Bakeries.—Almost on similar lines as grading of eating houses, grading of bakeries in Greater Bombay has been introduced from September 1964 so that the conditions obtainable in bakeries may be improved by competition. The special arrangements that upgrade a bakery are, inter alia, arrangements for cleansing and sterilizing all utensils and other appliances, personal hygiene of the staff, special retiring room for workers, perfect fly-proofing of the bake room, and the store-room, use of electric oven for baking, etc. Bakeries securing less than 35 marks out of 100 are not allotted any grade, nor allowed to be licensed and are subjected to prosecution till they either improve or are discontinued.

(D) Water Supply.—The city continued to receive chlorinated water supply from Tansa, Vaitarna and Vehar and filtered water supply from Ulhas and Tulsi lakes. Constant check on quality of water supply and dosage of chlorine was exercised through systematic sampling and analysis of water at various points in the supply and distribution system. As the pipe water supply is yet to reach in certain distant parts of the suburbs and extended suburbs, disinfection of well-water was continued.

(E) Drainage.—The work of laying sewers and storm water drains in Mandvi Town Planning Scheme in roads bounded by Masjid Siding, Clive Road Cross Lane, Kurla Street and Masjid Siding Road was in progress, likely to be completed in 1970.

(F) Prevention of Food Adulteration.—This includes sampling of articles of food stored, sold or exposed for sale, etc. for checking adulteration and misbranding of food, under the Prevention of Food Adulteration Act, 1954. This work is being done by the Food Inspectors appointed for the purpose, under the provisions of the Act. There is a countercheck over the Food Inspectors by a mobile squad provided with a van for swifter and surprise sampling.

II—VITAL STATISTICS

Births and Birth-rate.—The live births registered were 1,59,571 which were 2,691 more than those for 1968 and 12,877 above the average of the quinquennium 1964-68. Of the registered births, 82,471 were males and 77,100 females, giving a proportion of 107 males to 100 females. The birth rate was 28.8.

Deaths and Death-rate.—The deaths registered from all causes were 54,831 as against 50,439 in 1968 being 3,428 more than the mean mortality of the preceding 5 years.

The death rate was 9.9 as against 9.4 in the year 1968. 25 per cent. of the total deaths were among infants below 12 months. Of these 39.7 per cent were recorded as due to congenital malformation and diseases of early infancy.

Mortality by sex and age.—Of the 54,831 deaths, 32,377 were among males and 22,454 among females. The excess of deaths among males may be ascribed to the slight preponderance of males in the population, their number being nearly 60.1 per cent of the total population. The death-rate among females was, however, actually higher than that among males. The male death-rate was 12.9 and the female death-rate 13.6 as against 11.7 and 12.7 respectively in 1968 (on 1961 census population).

Principal causes of deaths.—Diseases of the respiratory system claimed the highest number of deaths as in the past with a death-rate of 1.6 per 1000 of population. A large proportion of deaths from respiratory diseases occurred among infants and children under 5 years of age. The causes coming next on the list for the year were congenital malformation and diseases of early infancy 1.0, tuberculosis 1.0; diarrhoea, enteritis and dysentery 0.8.

Infant mortality.—Deaths among infants under 1 year of age numbered 13,506 which were 904 more than in the preceding year and 611 more than the annual average of the previous quinquennium 1964-68. The infant mortality rate for the year was 84.6 per 1,000 live births as against 80.3 in 1968.

Of the 13,506 infant deaths, 12,418 *i. e.* 91.9 per cent were among infants born in Greater Bombay and 1088 *i. e.* 8.1 per cent were among those born outside Greater Bombay. The births of these 1088 infants were naturally not registered in the Greater Bombay birth registry. Excluding these 1088 deaths, the infant mortality rate would be 77.8. How much of this reduction in the rate could be set off against the deaths of infants occurring outside Greater Bombay though born and registered in the Greater Bombay, cannot be estimated, but in the absence of any specific cause or evidence of emigration, the number must be small and, therefore, the infant death rate after correction of residence would not be much above 77.8 *i. e.* 6.8 less than the recorded rate of 84.6.

Causes.—8,697 or nearly 64.4 per cent of the total infant deaths were due, collectively, to diseases of the respiratory system, congenital malformation and diseases of early infancy, as against 8,328, or 66.1 per cent, in 1968. Diarrhoea and Enteritis caused 1,702 deaths, Dysentery 48 and Convulsions 51 deaths. Deaths from Smallpox and Measles numbered 4 and 33 respectively while poliomyelitis caused 8 deaths.

Quinquennial average.—Compared with the annual average of the preceding five years the total deaths among infants in 1969 were 611 more. Increase of 27 under Convulsions, 6 under Dysentery and 189 under Diarrhoea and Enteritis was recorded. Decrease of 92 under Smallpox, 54 under Measles, 145 under Congenital malformation and Diseases of early infancy, 10 under Poliomyelitis, and 219 under Diseases of Respiratory System, was recorded.

Age at death.—The infant deaths in the first week of life were 4831 or 35.8 per cent and in the age group of 1 to 4 weeks, it was 2690 or 19.9 per cent of the total. Thus, 7521 infant deaths or 55.7 per cent, of total number occurred in the first month of life. In the next two age-groups *viz.* 4 weeks to 6 months and 6 to 12 months, the infant deaths numbered 3441 and 2544 respectively constituting 25.5 per cent and 18.8 per cent, of the entire infant mortality.

The maternal mortality numbered 102, the rate being 0.6 per 1000 live births as against 0.8 during 1968.

Cemeteries.—The work of registering the cemeteries in the Suburbs was continued and six cemeteries were registered during the year.

Notification.—Notifications of infectious diseases received during the year numbered 8764 as against 7435 in 1968.

Infective Hepatitis.—3183 attacks (including 56 originating in other local areas of India) and 186 deaths occurred due to Infective Hepatitis.

PLAGUE WAS ABSENT

Anti-plague measures

(i) **Rat destruction.**—The total number of rats caught and destroyed in Greater Bombay was 583,522 (including 1,05,662 *Rattus Rattus* and 2,78,200 *Gunomys Kok*) as against 5,78,710 in 1968. No rat was found plague infected. Immunity tests on the rats against plague were carried out at the Hafkine Institute and the susceptibility of rats to plague infection was reported as 12 per cent in *Rattus Rattus*, 10 per cent in *Rattus Norvegicus*, and 64 per cent in *Gunomys Kok*.

(ii) Other anti-plague measures *viz.* Flea destruction, especially through cyanogassing of rat holes and thorough cleansing of areas were carried out.

Smallpox.—caused 46 attacks (including 19 originating in other local areas of India) and 25 deaths. Besides, 28 cases of Smallpox were directly admitted and treated at the Kasturba Hospital, Bombay, from the border areas of Greater Bombay; of these 10 proved fatal.

Cholera.—Cholera was absent. Preventive measures such as anti-cholera inoculations, disinfection of well-water, destruction of over-ripe and rotten fruits, were carried out. 10,44,715 persons were inoculated against Cholera.

Influenza.—Influenza did not cause any death as against 2 deaths in 1968.

Enteric Fever.—The number of notified cases *viz.* 967 (including 9 originating in other local areas of India) was 602 more than that in 1968. The total number of deaths was 78 as against 49 in 1968. 9,43,582 persons were inoculated with T. A. B. Vaccine. Other preventive measures including D. D. T. spraying as an anti-fly measure, surprise inspection of food establishments, etc., destruction of unwholesome food-stuff propaganda, etc. were carried out as usual, besides treating all cases of typhoid with chloramphenicol, etc., at the Kasturba Hospital for Infectious Diseases.

Acute Anterior Poliomyelitis.—264 cases (including 27 originating in other local areas of India) and 37 deaths were reported due to this disease. 75,389 children were immunized against Polio.

Diphtheria.—2004 cases were notified. Of these 194 were originating in other local areas of India. 123 cases proved fatal.

Cerebro-spinal meningitis.—This disease caused 3 attacks.

Tuberculosis.—Tuberculosis took a toll of 5,554 lives and the death rate of tuberculosis was 1.0 per 1,000 of midyear estimated population.

Examination of specimens.—Sputum specimens sent by the medical practitioners were examined free of charge at the Municipal Laboratory.

Cases of Tuberculosis were admitted to the Municipal Group of Hospitals for Tuberculosis at Sewri, which has an accommodation for 800 in-patients, besides 400 beds are reserved by the Municipal Corporation of Greater Bombay at the Sarvodaya Hospital, Ghatkopar. The cases directed by the 4 clinics at Shamaldas Gandhi Marg, Foras Road, Dadar and Khar were admitted as per the waiting list maintained at the Hospital outdoor department after examination by the Honoraries. A. P. and P. P. refills and screening were done at the Hospital as also at the above four clinics. Advanced cases of tuberculosis were isolated at the Daftary Municipal Isolation Wards at Dadar.

Venereal Diseases : Contact Investigation Centre.

Follow up work and education.—The two medico-social workers, one for the male patients and the other for female patients and the Health Visitor helped in inducing the defaulting patients and married partners to take continued and complete treatment. They also impressed upon patients' minds the disastrous after effects of the disease. Some female patients who were willing to be rescued were given aid and were rescued through Vigilance Branch of the Police Department.

The clinical diagnosis of all the cases was confirmed by the modern laboratory tests in the laboratory of the clinic. Blood samples and urethral smears of patients sent by private medical practitioners were tested and examined and reports were sent to them confidentially free of charge.

Latest methods of treatment were adopted at this clinic. Male and female patients were examined and treated in separate wings of the clinic, maintaining absolute privacy and secrecy.

Anti-biotics like Penicillin 'G' in Oil, Strepto-penicillin, Ledermycin, Capsules, etc. were the drugs of choice used in the treatment of venereal diseases.

Out of 584 samples of blood received from Municipal Maternity Homes, (434 ante-natal and 150 post-natal) for opinion, 91 were positive for V. D. R. L. test or Khan Test. These positive cases were treated at the respective Maternity Homes, for the convenience of the patients.

As many as 22,031 (20,572 males and 1,459 females) Venereal and 3,078 (1,627 males and 1,451 females) non-Venereal cases were treated.

Out of 22031 Venereal cases 4884 were syphilis, 6943 were gonorrhoea and 10204 were cases of non-syphilitic sores.

Leprosy.—The Acworth Leprosy Hospital was founded in 1890 and since then has been doing commendable work and is also conducting 9 clinics, 5 in the city and 4 in the suburbs and extended suburbs, maintained by the Greater Bombay Leprosy Control Scheme through survey, education and treatment. In addition to providing a Hospital for the isolation of 500 patients; either voluntarily admitted, or committed by Magistrates, under the Leprosy Act, the Institution conducts a well-equipped Out-patient Clinic, with facilities for education, case-detection and treatment, including physiotherapy and chemo-prophylaxis, and reconstructive and plastic surgery. Medical social service is also provided. The figures of attendance at the 9 clinics were :—

	A. L. Hospital Clinic	G. B. L. C. Scheme (9 clinics)
New cases	3602	1816
Old cases	9384	6842
Average daily attendance	222.5	3116

The Corporation bears the entire cost of the out-patient clinic attached to the Acworth Leprosy Hospital and also additional cost on account of :—

- (1) 48 beds for the voluntary patients domiciled in Bombay,
- (2) approximately 150-170 beds for the resident patients (domiciled in Bombay), committed under the Leprosy Act,
- (3) Domiciliary service by 6 Health visitors.
- (4) an amount of Rs. 10,000 every year for Sulphone treatment to outpatients.
- (5) One-third of the recurring expenditure and the entire cost of Capital works such as construction, etc., on account of the Greater Bombay Leprosy Control Scheme activities.

Six Health Visitors appointed by the Municipal Corporation of Greater Bombay including one for the Suburbs, 3 non-Medical Assistants and the medical staff appointed by the Acworth, Leprosy Hospital and 7 Health Visitors and medical staff appointed under the Greater Bombay Leprosy Control Scheme are doing the important work of detecting cases of the diseases among the contacts of the patients. The Medical Assistants in charge of the Municipal Free Dispensaries have also been specially trained for detection of early cases of leprosy.

A Leprosy week on account of 80th Foundation Day of the Acworth Leprosy Hospital which coincided with the Gandhi Centenary Year was celebrated. During the week seminars on various aspects of leprosy in which Social Workers, School teachers and medical men participated, panel discussion of doctors, talks on leprosy accompanied by exhibition of films, documentaries, transparencies and cartoons were held. In addition to the above programme slides on leprosy were displayed at the Cinema Houses in Bombay during the week.

Malaria.—Inspections were carried out for detection of mosquito breeding places and breeding detected was promptly destroyed by treating with larvicides. The urban vector *A. Stephensi* (Larvae) was detected on 272 occasions.

Wells.—19 open wells were filled in and 6 open wells were rendered H. C. C.

Cisterns.—The total number of cisterns in Greater Bombay was 1,36,386 (City 94,733, suburbs 34,871 and extended suburbs 6,782).

Overhead tanks.—All the 269 overhead tanks on mills and similar other premises were maintained in mosquito-proof condition.

Mill Tanks.—84 mill tanks in Greater Bombay were periodically inspected and necessary measures were taken to prevent or destroy mosquito breeding in them. Some of these mill tanks were kept under insecticidal treatments also.

Precautions against Yellow Fever.—Campaign against *Aedes Aegypti* mosquito, the vector of Yellow Fever and Dengue was continued throughout the year. Breeding of *A. Aegypti* was detected on 237 occasions and stegomyia index for the year was 0.008.

Statutory actions were taken against the owners of premises, etc. to keep their compounds free from breeding of mosquitoes.

Insecticidal Services. Fly and other insect-pests likely to cause nuisance were reduced as a result of regular anti-fly and other disinfection measures adopted by the Insecticide Branch.

Filariaasis.—An entomological survey to assess and delimit the transmission of filariasis by mosquitoes was continued.

Insecticidal treatment on payment of fees in private premises.—This was continued and insecticidal squads operated in all the wards of Greater Bombay. Rs. 2,41,863 were received as fees towards the services rendered.

Insecticidal Fogging Operations.—These were carried out throughout Greater Bombay with the help of three squads covering all the areas where insect infestation was high.

National Malaria Eradication Programme.—The National Malaria Eradication Programme in the Municipal Corporation of Greater Bombay was established in 1962-63. The Unit is under consolidation phase at present. The unit covers an area of 168 square miles (436.86 sq. Km.). Bombay is an island situated on the western coast of Maharashtra State. It is the chief industrial city known as Gateway of India. People come to the city by air, sea, rail and road. People from other states as well as from other countries are also engaged in various pursuits. Some of the adjoining districts of Bombay are malarious. If the people bring potential reservoir and if they are not examined and treated, they are likely to spread the disease either in the city or in their native place. Hence, to avoid this, the surveillance scheme is introduced. The idea behind the Surveillance Scheme is not to eliminate mosquitoes (vector species) but to eliminate the malaria parasite from the human blood stream, so that even if vector densities increase to pre-control level, there will be no transmission of malaria parasites. Malaria in Bombay prior to 1930 was reported to be hyper-endemic. *A. stephensi* is the vector in Greater Bombay.

For surveillance purposes, the Greater Bombay Municipal Unit is divided into 3 units (1) City, (2) Western Suburbs and Extended Suburbs and (3) Central Suburbs and Extended Suburbs. City is covered by passive surveillance only, whereas Western and Central Suburbs and extended suburb. are covered by both Active and Passive Surveillance. In City, the blood smears are collected from fever patients, attending the Municipal free dispensaries, Municipal and Government Hospitals, other charitable institutions and from those treated by private medical practitioners whereas in suburbs and extended suburbs, in addition to above, the blood smears are collected by house to house visits and if found positive, radical treatment is given. On an average 12 to 15 hundred blood smears are daily collected and they are examined in the Malaria Laboratory situated in the premises of Juhu Municipal Hospital and the results are conveyed to both Active and Passive Agencies through inspectorial staff.

In Surveillance Laboratory at Juhu, 40 Technicians are working in 2 shifts, and the blood smears examined by them are, not only checked by the Assistant Health Officer and Assistant Unit Officer but also 2.5% and 5% of the total monthly collection is sent to Baroda and Thana respectively per month for cross-checking in order that no positive cases be missed in the Laboratory examination.

On detection of positive case, the Radical Treatment is given to the patient and epidemiological investigation is carried out with the interval of 1 month in the locality where positive case is detected, in order to be sure that the positive case has not transmitted the infection in the locality. Follow-up of each positive case is done by taking blood smear every month for 12 successive months to ascertain the success of radical treatment.

Surveillance visit is also vigilant about the nomadic population which frequently appears in suburbs and extended suburbs. As soon as the location is noticed, the blood smear from each member of the group is collected and certificate is also issued to them regarding their blood smear examination for the information of the other units of their visit.

In order to make sure that hamlets, isolated houses and slum areas are left with no residual parasitic load, a Bias Mass Survey is carried out in all such places. In addition to this, mass suppressive treatment and mass Radical Treatment is carried out wherever necessary.

The Medical institutions partly covered in the year 1968 were fully covered during the year 1969. Watch was also kept on the Blood donors to prevent them from becoming carriers of malaria parasites.

The Assistant Health Officer (Surveillance) is in overall charge of the whole scheme. There are 4 Assistant Unit Officers who are looking after the Active and Passive Surveillance.

During the year there was no focal outbreak of Malaria in any part of Greater Bombay.

III—HYGIENE

The Maternity and Child Welfare services were rendered through the 17 Municipal Maternity Homes and three Hospitals with Maternity ward and 30 maternity and child welfare centres. The scheduled strength of maternity beds was 769, the number of deliveries conducted being 51,814. The average stay of mothers in the Maternity Home was 5 days.

Domiciliary care was rendered to impart health education and to carry out health propaganda amongst mothers. The mothers were also guided how to bring up their babies well and persuaded to take advantage of the services at the centres. The Medical Officers in charge Maternity Homes also paid domiciliary visits to supervise and guide the Health Visitors in their work.

Institutional care included ante-natal, natal, post-natal, infant and pre-school age child care, follow-up work, and health education by propaganda through posters, leaflets, group talks, demonstrations and film shows, etc.

During the natal period, each mother was explained importance of family planning.

Milk was given free to the poor and needy expectant and nursing mothers 3 months before and 3 months after delivery at the Maternity Homes. Poor mothers who delivered at their homes were also given help in the shape of milk.

Arrangements for the post-mortem examination in the cases of certain deaths occurring in Municipal Maternity homes were continued at the B. Y. L. Nair Hospital.

B. C. G. Vaccination was given to 37,681 new-born babies at 17 Municipal Maternity Homes and 3 Hospitals with Maternity Ward after obtaining consent of their parents.

Paediatric centres were conducted at 5 Maternity Homes with a view to providing a service to the community in which efficient, effective and comprehensive paediatric care can be given outside the hospital by promoting good growth and development, providing immunization facilities, teaching family and community health as also nutrition, (ii) to reducing the load of hospital O. P. Ds. by referring cases for different medical care and (iii) to providing a teaching field and educational experience in an urban centre to doctors, nurses and allied workers.

Immunization.—Infants and children aged 6 months and above were immunized with Triple Vaccine at the Maternity Homes. Polio vaccine was given to the infants and children upto the age of 6 years at the Maternity Homes.

Family Welfare Planning.—Advice on spacing of births was given by trained doctors to married men and women at the Family Welfare Planning Centres. Health Visitors paid domiciliary visits for follow-up and propaganda.

SCHOOL HEALTH WORK

(1) Medical Inspection of School Children:—

(a) **Primary Schools.**—The total number of pupils in standards I to IV and V to VII in 907 Municipal Primary Schools and 113 classes in Greater Bombay was 5,33,940.

The Medical inspection was conducted in 983 Schools including classes, by the Assistant Medical Officers (Schools) and 1,24,448 children (65,343 boys and 59,141 girls) studying in standards I and III as well as those from Standards II and IV who remained unexamined during the previous year, were medically examined.

98,744 children were found defective. The defects were communicated to the guardians of the pupils. The total defects noticed amongst the children were 2,07,722. The guardians of 2,659 children were interviewed by the Assistant Medical Officers (Schools) and were explained the necessity of getting their wards investigated and treated.

The disease-wise percentage of defectives, to the total number of defectives, i.e. 93,744 as compared with that of the previous year (1968) was:—

					1968	1969
Total defectives					87,594	98,744
Serial No.	Defects				Percentage	Percentage
1	General debility	57.53	45.50
2	Dental (mouth and teeth)	60.18	54.09
3	Enlarged lymphatic glands	31.39	24.20
4	Throat	32.32	28.43
5	Nose	10.57	10.85
6	Eye (External)	4.17	4.48
7	Ear diseases	8.22	7.79
8	Skin (contagious)...	5.25	3.55
9	Other diseases	10.6	15.94
10	Eye (vision)	1.57	1.64
11	Deformity of bones and rickets	0.6	0.68
12	Lungs and Tuberculosis	1.48	0.52
13	Heart and circulation	0.7	0.63
14	Spleen	0.02	0.02

(b) **Secondary Schools.**—16,681 students studying in 27 Municipal secondary schools were medically examined and 12,600 were found defective.

(c) **Follow-up.**—Correction of defects : 42,202 children with major ailments were treated at the clinic at K. E. M. Hospital, Nair Hospital, Lokmanya Tilak Municipal General Hospital, Sion and Harilal Bhagwati Municipal General Hospital Borivli, and Dental Clinic at Nair Hospital and Lion Juhu dental clinic. 1461 cases with minor ailments were treated in the Municipal dispensaries, 1270 were referred to the Honoraries of the O. P. D. for expert opinion. 376 cases of Tonsils were operated at the school clinics. 660 children suffering from scabies, ringworm and boils, etc. were treated in the schools by the Assistant Medical Officers (Schools). All the Municipal Schools were supplied with 'emergency outfit'. 364 children were supplied with spectacles free of charge. 119 children suffering from infectious skin diseases were disallowed from attending the schools and their parents were advised the importance of regular treatment.

Of the 249 suspected T. B. cases screened at the Municipal T. B. clinic, 16 children were found suffering from tuberculosis and were treated.

(b) Miniature Chest X-Ray of 766 children, 8 teachers, 4 peons, was taken by the Lions Club Mobile X-Ray unit.

(3) **Sanitary Inspection of School Buildings.**—The school buildings were inspected from the sanitary point of view and the reports were sent to the departments concerned for necessary action.

(4) **Health Education.**—1149 and 2694 health talks were given in schools by Assistant Medical Officers (Schools) and Health Visitors respectively. With a view to improving school health services among school children, 37 meetings of parents and teachers were organised in the school premises when educational films were shown as well as informative talks were given.

"Health Ministry" was formed by selecting one or two students of each standard i.e. IV to VII in some of the upper primary schools to look after the sanitation of school environment. This ministry was guided by the school teachers every-day and by the Assistant Medical Officers and Health Visitors periodically.

Health Trophy Scheme was introduced so that the school children inculcate health habits. 192 schools were included in this scheme. Two schools standing first in the city and two schools standing first in the suburbs and extended suburbs were awarded Health Trophies.

Health Parades were held in a few selected lower primary schools by the school teachers every month and by the Assistant Medical Officers (Schools) and Health Visitors periodically to give marks to the children for personal cleanliness and hygiene. The first two children from each class who secured highest number of marks were given prizes as an encouragement.

(5) **Supply of milk to ailing children.**—During the year, 10,847 ailing children attending the school clinic at the K. E. M. Hospital and 4,502 children attending the dental clinic at the Nair Hospital Dental College were supplied with 200 ml. pasteurised toned milk each and 200 ml. double-toned milk was supplied to 6,621 and 5,218 children attending the school clinics at the Nair Hospital and L. T. M. G. Hospital, Sion, respectively.

(6) **Child Welfare Centre.**—Child Welfare Centre at the J. J. Group of Hospitals which is a part of World Health Organization Nursing Education project, assisted the Municipal Medical Inspection Branch in the health programme in 2 Municipal Schools located in the hospital compound, where 621 children were treated.

745 children were examined by the Department of Preventive and Social Medicine, Topiwala National Medical College and 490 children were examined by the Department of Preventive and Social Medicine, L. T. M. G. College, Sion.

(7) Immunization work carried out in Municipal Schools :—

(a) Diphtheria and Tetanus :	1st dose	...	55,345
	2nd dose	...	18,756
(b) Smallpox	...	1,13,508	
(c) T. A. B. C.	...	2,64,401	
(d) B. C. G. Vaccination	...	11,455	

7,253 tuberculin tests were taken and then B. C. G. Vaccinations were carried out in the Municipal schools by the B. C. G. Team of the Maharashtra State Government.

(8) **Emergency care.**—First aid was rendered at the time of sports, mass drills and scout rallies, shavadotsav, etc., organised by the Municipal Education Department.

Lectures were delivered by Medical Officer (Schools) to the students attending D. C. H. Course, D. P.H. Course, Sanitary Inspectors' course and Post-certificate Paediatric Nursing course.

Mobile Health Unit

Dr. D. N. Pai, Professor of Preventive and Social Medicine, Seth G. S.M. College, continued to be the Honorary Director, Mobile Health Unit and Special Officer, Family Planning. The following activities were carried out.

(1) **Comprehensive health care to Municipal school children.**—Mobile Health Unit assisted the medical inspection branch by conducting medical examination in 164 Municipal Schools and 29,303 children from standards I to IV were medically screened.

(2) **Control of communicable diseases.**—7,66,298 immunization procedures against various communicable diseases were performed both in Municipal schools and in fields:

Immunizing agent	Immunizations		
	In schools	In fields	Total
Polio: 1st dose	...	126	126
2nd dose	...	64	64
3rd dose	...	42	42
Booster dose	...	44	44
Triple: 1st dose	117	72	189
2nd dose	...	23	23
3rd dose	...	16	16
Booster	...	23	23
D. T.: 1st dose	13,844	...	13,844
2nd dose	1,173	...	1,173
T. T.	...	280	280
T. A. B.	1,13,687	1,92,495	3,06,182
Cholera	1,13,687	1,92,495	3,06,182
Smallpox	25,235	1,12,875	1,38,110
	2,67,743	4,98,555	7,66,298

(3) **Health Drive and Family Planning Exhibition.**—In addition to general health education performed through its unit, simultaneously with mass immunization programme, 10 health drives, 4 family planning exhibitions, in different localities, mills and factories were held. 2 free medical check up camps were arranged at V. T. and Dadar Railway Stations from June to September, 1969. A special exhibition on Family Planning with a guidance centre was arranged at the 5th National Agriculture Fair, Mahim Causeway from 23rd March 1969 to 25th May 1969. A family planning fortnight was arranged from 16th September 1969 to 30th September 1969 in association with Family Planning Unit of the Corporation. This programme was inaugurated by Shri S. M. Y. Sastry, Deputy Municipal Commissioner. Dr. P. S. Pai, Chairman of Medical Relief and Public Health Committee was the chief guest.

Six information-cum-distribution centres with facilities for vasectomy operations were conducted in co-operation with the Western and Central Railway authorities. Lectures by eminent speakers, film-shows, distribution of contraceptives, distribution of literature on Family Planning, were held at these centres.

(4) **Training of medical and para-medical personnel.**—364 interns from the City medical colleges were trained in urban health practice.

(5) **Other medical problems of medical emergency:** Special efforts for taking comprehensive health care and family planning to slum areas were made.

IV.—MEDICAL RELIEF

Municipal General Hospitals

The Public Health Department conducted five small general hospitals in the suburbs and extended suburbs.

Free dispensaries

New cases treated at the 65 dispensaries and 12 mobile dispensaries were 19,37,255 as against 16,80,840 in 1968. The total attendance was 79,27,893 as against 63,75,721 in 1968.

Clinics for women and children were conducted by 3 part-time Lady Doctors at 6 Municipal dispensaries for two hours thrice a week. New cases treated were 1,981 (1,787 women and 194 children) as against 2,892 in 1968. The total attendance was 18,787. These figures include visits by the Lady Doctors to patients at their homes. At the 30 maternity and child welfare clinics, 1,15,163 new cases (92,092 women and 23,071 children) were treated. The total attendance was 3,70,999.

The Municipal Eye Hospital at Kharwadi is in charge of the Superintendent who is assisted by two Assistant Medical Officers in clinical and administrative work. Besides, there are eight honoraries who attend on alternate days.

The indoor wards of the hospital were kept closed from 8th September 1967 on account of construction of additional floor over the existing premises. The out-patient department was however functioning in the premises abutting Maulana Shaikatalli Road adjacent to the hospital between 7.30 a.m. and 1 p.m. The full-fledged hospital has been re-started from 21st December 1969 with a total bed strength of 80 (40 for males and 40 for females). (The indoor ward with a bed strength of 40 was however started from 6th October 1969).

The total number of new cases treated and the total attendance was 28,114 and 1,03,655 as against 27,798 and 94,822 respectively during the previous year. The number of indoor patients amongst new cases and total attendance was 246 and 2,251 respectively.

The Medico-social Unit established in April 1957 at Kharwadi, Bandra, by appointing a Medico-Social worker, in order to carry out an integrated practice of medicine based on the family and community as Unit, continued working. The medical personnel specialising in different fields of medicine and working at the Kharwadi Family and Community Health Centre, a Voluntary social organisation, rendered honorary services at the Unit.

Ambulance Services.—Ambulances were stationed at the two Central Places, viz., one at the Municipal Maternity Home at Andheri on the West and the other at the dispensary at Rajawadi, Chhatkopar, on the East. The ambulances under the Fire Brigade also attended to medical, maternity and accident cases. The ambulances and hearses under Assistant Engineer (Transport) removed cases of infectious diseases and dead bodies respectively.

V.—HEALTH PROPAGANDA AND EDUCATION

The health propaganda and education were carried out through the Public Relations Department.

VI.—MUNICIPAL LABORATORY

The Laboratory received 32,570 samples as against 28,095 in the preceding year. Categorywise, they arrange themselves into the following groups :—

I.—Chemical Examination

1. Food (i) P. F. A. Act	...	7,969
(ii) Other than P. F. A. Act	...	1,179
2. Water samples	...	1,017
3. General Stores	...	257
4. Hospitals	...	242
5. Miscellaneous	...	342
		<hr/>
		11 006

II.—Bacteriological Examination

1. Water (i) From Greater Bombay	...	19,330
(ii) From Bombay Port Trust area	...	463
2. Disinfectants	...	16
3. Foods	...	1,740
		<hr/>
		21,549

III.—Clinical examination

1. Urine	...	6
2. Blood for general examination	...	2
3. Stools	...	2
4. Semen	...	5
		<hr/>
		15

The water sampling programme continued as usual but sampling was done both in the morning and evening so as to collect the samples from all the wards.

The Municipal Analyst attended courts in the City on several occasions to give evidence in 74 cases under the Prevention of Food Adulteration Act. The additional Public Analyst attended courts on 17 occasions to give evidence in the cases under the Prevention of Food Adulteration Act, 1954.

Chemical

(1) Samples of food-stuffs examined chemically were 9,148. Out of these, 7,969 were examined under the prevention of Food Adulteration Act, 1954.

(2) Of the 1,017 samples of water examined, 44 well water samples and 157 water samples collected from other sources were found unfit for potable purposes.

(3) 342 samples of different kinds such as soaps, paints, varnishes articles of stationery (i.e., different kinds of inks and gums), drugs, chemicals, etc. were received from different departments and from members of the public.

Bacteriological

(1) Of the 19,330 samples of water from the Greater Bombay examined, 256 well-water samples and 5,474 water samples collected from other sources were found unfit for potable purposes. From the Bombay Port Trust area, 463 samples were collected and 32 were found unfit for potable purposes.

(2) 16 samples of disinfectants were examined to determine the Rideal-Walker Co-efficient.

(3) Out of 1,740 samples of food-stuffs examined, 95 were found unfit for human consumption.

Clinical

(1) All the 6 samples of urine were from Municipal institutions only and not from private parties.

(2) 9 samples of miscellaneous nature such as stools, semen, etc., were also examined.

Kasturba Hospital for Infectious Diseases

Dr. R. S. Deshpande, M.B., B.S., D.P.P., Medical Officer, continued to be in full charge of the administrative work of the Medical Superintendent in addition to his own, throughout the year.

With a view to upgrading this institution and putting medical relief work on a better footing, the following Honorary Physicians continued to visit this Hospital twice a week.

- | | | |
|---------------------|-----|---|
| (1) Dr. D. D. Bamji | ... | M.D. (Bom.), F.C.P.S. (Lond.).
(Retired due to superannuation from 23.8-1969). |
| (2) Dr. J. K. Mehta | ... | M.D. (Bom.), F.C.P.S., M.C.P.S.
(Resigned from 1-11-1969). |
| (3) Dr. L. R. Patel | ... | M.D., M.R.C.P., F.C.P.S. |
| (4) Dr. S. C. Sheth | ... | M.D., F.R.C.P. (Lond.), F.A.A.P., F.A.Sc.
F.C.F.S., D.C.H., Honorary Paediatrician. |
| (5) Dr. V. V. Shah | ... | M.D. (Bom.), F.R.C.P. (Lond.), F.A.C.C. (U.S.A.).
F.R.C.P. (Edin), F.C.C.P. (U.S.A.), F.I.C.H.
F.A.G.S. (U.S.A.). (Appointed from 1-12-1969). |
| (6) Dr. K. K. Datey | ... | B.A., M.D., M.R.C.P. (Lond.), F.A.C.C. (U.S.A.), D.T.M. & H.
(Lond), D.C.H. (Eng.), F.A.M.S., F.T.C.A., F.C.C. (U.S.A.).
(Appointed from 14.12-1969). |

These Physicians were continued to be helped by the following Assistant Physicians (part-time) who attended this hospital daily :—

- | | |
|------------------------|---|
| (1) Dr. S. A. Kamat | ... M.D. |
| (2) Dr. V. S. Ajaonkar | ... M.D., F.C.P.S. |
| (3) Dr. A. J. Mehta | ... M.D. |
| (4) Dr. R. D. Potdar | ... M.D. (Ped.), D.C.H. (Resigned from 15-12-1969). |
| (5) Dr. V. L. Varudkar | ... M.D., F.C.P.S., D.C.H. (Appointed from 15-12-1969). |

The Laboratory was manned by Dr. D. U. Antani throughout the year. Dr. R. K. Batliwalla and Dr. K. N. Vaidya continued as part-time Pathologist.

In addition to the Honorary Physicians and Assistant Physicians (part-time), the following Consulting honorary staff was attached to the hospital :

- | | |
|---------------------------|---|
| (1) Dr. J. S. Shah | ... M.S., Honorary Surgeon. |
| (2) Dr. L. H. Hiranandani | ... F.R.C.S., D.L.Rc., F.C.P.S., Honorary E. N. T. Surgeon. |
| (3) Dr. J. V. Desai | ... M.S., D.L.O., Honorary E. N. T. Surgeon. |
| (4) Dr. V. N. Purandare | ... M.D., F.R.C.S. Honorary Obstetrician and Gynaecologist. |
| (5) Dr. K. V. Chaubal | ... M.S., F.R.C.S. (Eng.), M.C.H. Orth. (Liverpool),
Hon. Orthopaedic Surgeon. |
| (6) Dr. C. A. Talwalkar | ... M.S., Hon. Orthopaedic Surgeon. |
| (7) Dr. S. C. Desai | ... M.D. Honorary Dermatologist and Venerologist. |
| (8) Dr. D. G. Mody | ... M.B.B.S., D.O., Hon. Ophthalmic Surgeon. |
| (9) Dr. N. S. Valias | ... M.D., Hon. Psychiatrist. |
| (10) Dr. R. G. Ginde | ... M.S., F.I.C.S., F.A.C.S., Hon. Neuro-Surgeon. |
| (11) Dr. Janak Mehta | ... M.B.B.S., D.A., Hon. Anaesthetist. |
| (12) Dr. R. B. Raut | ... L.D.Sc., Hon. Dental Surgeon. |
| (13) Dr. M. M. Mehta | ... M.B.B.S., D.M.R.E. Hon. Radiologist. |

As the activities of X-ray department increased at this hospital, one post of Honorary part-time Radiologist was created and as a temporary arrangement, Dr. R. S. Pradhan, Hon. Radiologist of B. Y. L. Nair Hospital looked after the work of this hospital.

Admissions

34,023 patients suffering from various acute infectious and communicable diseases, except Tuberculosis and Leprosy, were admitted to the hospital as against 23,526 during the previous year. They included 74 small-pox, 967 Enteric Fever and 2,004 Diphtheria.

The daily average number of patients was 739. The fatality rate in the total admissions was 3.3 per cent.

Smallpox.—Of the 74 cases admitted to this hospital 35 died giving a case fatality rate of 47.3 per cent. Excluding 20 deaths which occurred within 48 hours of admission of cases in a moribund condition, the case fatality rate was 20.3% only. February was the month for more admissions. Administration of broad-spectrum antibiotics and steroids did not have the uniform effect in respect of clinical course of illness, but had encouraging results so far as the control of incidence of secondary complications was concerned.

Diphtheria.—The total number of cases admitted during the year was 2004 excluding 9836 cases found negative on laboratory investigation. Of these, 122 proved fatal. The case fatality rate was 6.1% per cent. Excluding the 92 moribund cases that died within 48 hours of admission the case fatality rate was 1.5 per cent. The operation of tracheotomy was required to be performed at this hospital in 8 cases of Diphtheria with laryngeal obstruction, 5 of whom succumbed to the disease. Cases admitted were from all parts of Greater Bombay, predominantly from Byculla, parcel, Lalbaug, Sewree, Matunga, Mahim, Sion, Hand K wards.

Broad spectrum antibiotics viz. Erythromycin along with steroids particularly hydro-cortisone and Dexamethasone were administered in secondary laryngeal and Bull's neck variety of cases with severe toxæmia. These antibiotics and steroids helped to reduce the incidence of Tracheotomy operation and fatality rate of the disease which is mainly due to Myocarditis.

The highest incidence of the disease was in the age group of 2 to 5 years. The youngest patient admitted was a male child aged four months and the eldest patient was a male aged 60 years. Both were discharged cured.

At the immunization centre at the hospital premises for immunizing contacts and visitors against Infectious Diseases, 5739 were immunized against Diphtheria, 567 were immunized against Enteric Fever, 1149 against Cholera and 23438 (455 primary and 22983 re-veaccinations) against Smallpox.

Enteric Fever:—

Admissions numbered 967 as against 310 during the previous year. All these cases were confirmed by Widal Test in rising titre and/or by isolation of organisms from clot culture. There were 94 cases of para-typhoid and 873 of S. Typhi.

July was the peak month of admissions.

Meningeal symptoms developed in 30 cases and 25 had a relapse. Signs of intestinal perforation and acute abdomen were detected in 4 cases which were transferred to the General Hospital for further treatment.

Seventeen cases proved fatal, giving a case fatality rate of 1.8 per cent. There were no deaths among the patients admitted in a moribund condition and no patient died within 48 hours of admission.

The highest incidence of this disease was found in the age-group of 21 to 30 years and the youngest patient admitted was a female child aged 2 years and the eldest a male of 55 years. Both were discharged cured.

Cholera and Plague.—There was no incidence of Cholera and plague.

C. S. Fever.—Three cases of C. S. Fever were admitted to the hospital and all were discharged cured.

Anterior Poliomyelitis.—264 cases of poliomyelitis were admitted, 198 were of Bulbar variety, 29 of spinal variety and the rest 7 of spinobulbar variety. 37 cases proved fatal, of whom 8 belonged to spinal variety, 24 to bulbar variety and 5 to spino-bulbar variety. 16 deaths occurred within 48 hours of admission brought in a moribund condition.

Whooping Cough.—28 cases were admitted for whooping cough, of whom 1 died of Encephalitis. Age incidence varied from 4 to 6 years. Male children were predominant.

Infective Hepatitis.—3,183 cases of Infective Hepatitis were admitted. Of these 93 proved fatal. All deaths were due to hepatic coma. 27 were admitted in a moribund condition and died within 48 hours of admission.

Other Diseases.—Of the 765 cases of Measles, 529 of Mumps and 1182 of Chickenpox admitted, 65 of Measles, 2 of Mumps and 7 of Chickenpox proved fatal. Majority of the cases were from Children's Home Convents, etc. The deaths were generally due to the complications of Broncho Pneumonia and Encephalitis.

Research Work.

Fortnightly meetings with the Honorary Physicians, part-time Physicians and Pathologists were held in the office of the Medical Superintendent to discuss the problems of Medical Relief work and data collected in research work. The following research work was carried out :—

1 Chemotherapy trials with anti-viral drugs like GO-1428 which were started in 1967 in cases of Smallpox were continued in 1968 with I. C. M. R. grants, who were pleased to bear the financial liabilities towards the expense of the trials and the large number of cases benefitted from the drugs. The trial could not be continued during 1969 as sufficient number of cases was not available.

2 The trial of a new drug "Trimonthoprin Gantanol" financed by Messrs. Burroughs Wellcome and Co. Ltd. against Typhoid Carriers was continued in the months of June to November 1969 when the incidence of the diseases was high and it is again proposed to continue the trials in the year 1970.

Paying Beds.—The paying beds started in November 1966 were continued to be taken advantage of in large numbers by the members of the public.

Clinical Laboratory.—The number of investigations carried out in the laboratory was 83,717 and blood transfusion done were 164.

The Welfare Centre.—The Welfare Centre for the labour staff carried out its activities satisfactorily.

Teaching.—Instructions in Infectious Diseases were given to 707 M.B.B.S., G.F.A.M., B.A.M.S., Ayurvedic and Homoeopathic undergraduates and 90 post-graduate students preparing for the examination of Diploma in Child Health and Diploma in Public Health.

Student Nurses, Nurses, Health Visitors etc. from different institutions in Bombay also received instructions in nursing management of infectious diseases. The Medical Officer continued to be the External Lecturer for student nurses in Infectious and Tropical Diseases at J. J. Hospital, B. Sc., Nursing College and Hurkisondas Hospital.

364 Interns were given training in Infectious Diseases. Members of the medical staff took advantage of the Medical Library and the recreation facilities provided at the Hospital.

Blood Transfusion.—Instead of supplying donors, sealed bottles containing blood of different groups supplied by the Bombay City Red-Cross Blood transfusion service, were stored in the Laboratory at this Hospital so that blood was available for transfusion at any time.

Nurses' Welfare Fund.—During the year no subscriptions were received from the members of the nursing staff nor any donations received. The expenditure was Rs. 43.60. The balance at the credit of the fund at the end of the year was Rs. 2,411.71.

Expenditure.—The total expenditure during the year was Rs. 60,62,649 as against Rs. 40,63,394 during the previous year.

VIII—VACCINATION

Of the 46 cases of Smallpox occurred in Greater Bombay 25 proved fatal. The Greater Bombay was declared to be an area of compulsory protection from Smallpox throughout the year except June to September by the Government of Maharashtra. The vaccination drive on mass scale was continued throughout the Greater Bombay. Ten supervising vaccinators and 130 vaccinators including 100 appointed on temporary basis, were posted for the purposes. They carried out mass vaccination by arranging temporary centres at the big establishments, such as mills, factories, schools, colleges, etc. with an excellent response.

17,81,641 vaccinations were performed including 2,22,827 primary and 15,58,814 re-vaccinations. Among the children primarily vaccinated 1,83,083 were Bombay-born.

Out of 84 permanent Public Vaccination Stations, 7 functioned daily, 8 twice a week and the remaining for 2½ hours a week by rotation. On an average 19 permanent public vaccination stations functioned every day.

The results of the vaccination done were verified by inspecting the children brought to the Vaccination station on the 8th day of the Vaccination Operation.

30 certificates of postponement of vaccination were issued on the grounds of ill-health.

No case of complication due to vaccination was reported.

227 medical students and 51 candidates in the Vaccination Course were imparted theoretical instructions and practical training in Vaccination.

4349 pilgrims proceeding to Haj were vaccinated and were issued certificates in International forms.

Dr. D. V. PARULEKAR,
M.B.B.S., D.P.H., M.P.H. (U.S.A.)
Executive Health Officer.

SUMMARY OF STATISTICS FOR THE YEAR 1969

			CITY	SUBURBS	EXTENDED SUBURBS	GREATER BOMBAY
(1)	Area of Greater Bombay and Island in Sq. Kms.		67.78	175.08	194.00	436.86
(2)	Density of Population per Sq. Km.	...	43,083	6,900	2,070	10,387
(3)	Population	Census of 1961	27,71,933	10,36,585	3,43,538	41,52,056
		Mid-year estimated	36,94,000	13,82,000	4,58,000	55,34,000
(4)	Total live births registered	...	80,057	56,946	22,568	1,59,571
(5)	Birth rate per 1,000 population.	Census of 1961	28.9	54.9	65.7	38.4
		Mid-year estimated	21.7	41.2	49.3	28.8
(6)	Total deaths	...	33,237	16,662	4,882	54,831
(7)	Death rate per 1,000 population	Census of 1961	12.0	16.1	14.2	13.2
		Mid-year estimated	9.0	12.1	10.7	9.9
(8)	Total deaths among infants (under 1 year)	...	7,597	4,558	1,351	13,506
(9)	Infant deaths per 1,000 live births	...	94.9	80.0	59.9	84.6
(10)	Maternal deaths	...	51	38	13	102
(11)	Maternal death rate per 1,000 births (including still-births)	...	0.6	0.6	0.6	0.6
(12)	Maternal death rate per 1,000 live births	...	0.6	0.7	0.6	0.6
(13)	Still-births	...	2,857	1,993	668	5,518
(14)	Plague	Deaths
(15)	Cholera	Deaths
(16)	Small-pox	Deaths	12	13	...	25
		Death-rate	0.0	0.0	...	0.0
(17)	Influenza	Deaths
		Death-rate
(18)	Tuberculosis	Deaths	3,835	1,321	398	5,554
		Death-rate	1.0	0.9	0.9	1.0
(19)	Acute Anterior Poliomyelitis	Deaths	22	10	5	37
		Death-rate	0.0	0.0	0.0	0.0
(20)	Diphtheria	Deaths	73	41	9	123
		Death-rate	0.0	0.0	0.0	0.0
(21)	Typhoid	Deaths	57	16	5	78
		Death-rate	0.0	0.0	0.0	0.0

TABLE I
METEOROLOGICAL DATA (Government Observatory, Colaba) LATITUDE 18°-54' NORTH LONGITUDE 72°-49' EAST.

Months 1969	WIND			TEMPERATURE (°C)						Mean Barometric Pressure (in Milibars)		Mean Relative Humidity (in percent).		RAIN FALL						
	Mean Direction		Mean wind speed in Km per hour at 0:30 hours I.S.T.	Mean maximum temperature	Departure from normal	Highest in the month	Mean Minimum temperature	Departure from normal	Lowest in month	At 0830 hours I.S.T.	At 1730 hours I.S.T.	At 0830 hours I.S.T.	At 1730 hours I.S.T.	Total rain fall for the month (mms.)	Departure from normal (mms.)	Highest fall in one day		Minimum fall in one day		No. of rainy days
	At 0830 hours I.S.T.	At 1730 hours I.S.T.														Mms.	Date	Mms.	Date	
(1)	(2)	(3)	(4)	(5)	(6)	(7)	(8)	(9)	(10)	(11)	(12)	(13)	(14)	(15)	(16)	(17)	(18)	(19)	(20)	(21)
January	N 57 E	N 39 W	7.8	29.3	+0.2	34.7	19.0	-0.4	15.8	1012.1	1007.0	74	66	...	-2.0
February	N 34 E	N 34 W	7.3	29.0	+0.5	35.0	20.4	+0.1	17.8	1012.5	1009.5	77	64	...	-1.1
March	N 74 E	N 49 W	4.9	30.5	-0.5	33.2	23.1	+0.4	21.1	1011.2	1007.6	79	70	...	-0.4
April	S 82 E	N 56 W	6.8	32.8	+0.5	34.3	25.5	+0.4	23.7	1009.2	1005.8	77	69	0.2	-2.6	0.2	5
May	N 60 W	N 68 W	7.9	33.5	+0.2	34.4	27.1	+0.5	25.7	1006.8	1003.7	74	71	...	-16.0
June	S W	S 75 W	9.8	32.4	+0.5	34.4	26.3	0.0	23.5	1004.1	1001.8	83	77	456.6	-63.7	89.5	19	Trace	3, 23, 25, 27	16
July	S 69 W	S 70 W	14.9	30.2	+0.4	32.1	25.4	+0.3	22.0	1003.1	1001.4	88	84	50.1	-169.4	109.6	2	0.5	23	26
August	S 69 W	N 84 W	11.9	29.9	+0.4	31.6	24.7	-0.1	23.1	1006.0	1003.9	88	82	219.4	-2.9.9	35.0	27	0.2	16	18
September	N 55 W	N 65 W	8.7	29.1	-1.0	31.0	24.7	0.0	23.3	1007.5	1005.1	88	81	363.6	+68.6	77.8	6	Trace	22	12
October	N 57 E	N 39 W	6.8	32.7	+0.8	36.0	24.6	0.0	23.2	1010.4	1007.1	78	71	Trace	-88.0
November	N 83 E	N 51 W	8.3	33.1	+0.8	35.9	24.5	+1.7	22.0	1011.3	1009.2	75	67	0.7	-19.9	0.6	30
December	N 73 E	N 41 W	9.1	32.7	+1.8	35.2	24.6	+1.8	20.0	1013.0	1010.0	68	60	0.2	-2.0

Total rain fall during the year 15.2. mms.

Departure from normal -5.6.4 mms.

Rainy day :- A day on which 2.5 Mm. or more of rain is recorded

TABLE 2

METEOROLOGICAL DATA (GOVERNMENT OBSERVATORY SANTACRUZ)

LATITUDE: 19°-07' NORTH
LONGITUDE 72°-51' EAST

Months. 1969.	WIND.		Mean Speed in Km. per hour at 08-30 hrs. I.S.T.	TEMPERATURE (°C)					MEAN BAROMETRIC PRESSURE (IN MILLIBARS) STATION LEVEL CORRECTED TO 285° ABSOLUTE		MEAN RELATIVE HUMIDITY (in %)		RAINFALL.							
	Mean Direction.			Mean maxi- mum temper- ature.	Depart- ure from normal.	Highest in the month.	Mean Mini- mum temper- ature	Depart- ure from normal.	Lowest in the month.	At 08-30 hrs. I.S.T.	At 17-30 hrs. I.S.T.	At 08-30 hrs. I.S.T.	At 17-30 hrs. I.S.T.	Total rainfall for the month (in Milli- meters)	Depart- ure from normal. (mms.)	Highest fall in one day.		Minimum fall in one day.		Number of rainy days.
	At 08-30 hrs. I.S.T.	At 17-30 hrs. I.S.T.														mms.	Date.	mms.	Date.	
January	N 70 E	N 68 W	7.9	31.0	+0.4	34.5	16.2	-0.1	12.3	1011.9	1008.7	59	51	...	-0.1
February	N 48 E	N 43 W	9.2	31.1	-0.5	36.9	18.0	+1.1	14.5	1012.1	1008.9	63	50	...	-0.8
March	N 65 E	N 55 W	9.4	32.4	-0.4	36.6	21.1	+0.9	18.9	1010.6	1006.9	67	57	...	-0.1
April	E	N 62 W	10.7	34.1	+0.8	37.9	23.9	+0.1	21.1	1008.8	1005.1	69	60	...	-0.3
May	N 77 W	N 71 W	12.9	33.6	+0.4	37.3	26.8	+0.6	24.5	1006.1	1003.1	70	63	...	-20.4
June	S 8 W	S 76 W	13.8	32.4	+0.7	35.1	25.8	-0.1	23.1	1003.7	1001.4	82	76	565.6	-25.5	153.0	30	0.2	4 & 27	20
July	S 65 W	S 76 W	18.8	30.3	+0.7	31.7	24.8	0.0	23.3	1002.6	1000.8	88	83	828.8	-118.6	201.4	3	0.6	25	31
August	S 60 W	S 88 W	15.7	30.2	+1.1	33.5	24.7	+0.3	23.3	1005.4	1003.4	86	79	212.0	-407.0	47.8	1	1.1	12	26
September	N 76 W	N 73 W	10.3	29.3	-0.6	32.3	24.1	+0.2	22.6	1007.0	1004.6	88	80	519.7	+188.4	120.5	6	0.4	13	19
October	N 61 E	N 43 W	7.5	34.5	+2.1	37.2	22.8	-0.1	21.0	1010.0	1006.6	68	59	005.5	-97.5	05.5	20	1
November	N 76 E	N 54 W	7.3	34.3	+1.2	36.0	22.6	+2.8	19.1	1010.9	1007.7	63	61	016.8	+10.6	13.4	10	3.4	11	2
December	N 69 E	N 42 W	7.7	33.6	+1.5	35.9	20.3	+2.6	16.0	1012.6	1009.7	50	51	000.2	-0.6	0.1	1 & 7	2

Total rain-fall during the year.....2148.6 mms.

Departure from normal.....-471.9 mms.

Rainy day:—A day on which 0.1 m.m. or more of rain is recorded. •

TABLE 3
VITAL STATISTICS (1900 TO 1969)

Year	Births	Rate	Deaths	Rate	Infant mortality	Rate	Maternal mortality	Rate
Old City Limits—								
1900	12,688	15.4	79,350	96.6	13,492	533.5	237	16.1
1910	19,939	20.4	34,933	35.7	8,253	413.9	394	18.3
1920	19,731	20.1	45,839	46.8	10,896	552.2	427	21.6
1930	25,329	19.5	27,552	21.2	7,506	296.3	189	6.9
1940	38,833	33.4	29,100	25.0	7,823	201.4	166	4.0
1950	60,597	26.0	34,285	14.7	9,191	151.6	109	1.7
Greater Bombay—								
1959	1,10,273	24.3	37,006	8.2	10,188	92.4	135	1.2
1960	1,07,383	23.7	40,484	8.9	10,221	95.2	155	1.4
1961	1,16,337	25.6	43,117	9.5	11,160	95.1	221	1.9
1962	1,21,306	26.7	39,551	8.7	10,195	83.2	233	1.9
1963	1,31,831	29.1	40,650	8.9	10,677	80.9	147	1.1
1964	13,2,292	29.2	45,161	9.9	11,355	85.6	133	1.0
1965	1,42,781	30.7	54,223	11.7	13,739	96.2	163	1.1
1966	1,47,986	30.9	50,492	10.6	12,660	85.5	159	1.1
1967	1,53,230	31.3	56,701	11.6	14,118	92.1	115	0.7
1968	1,56,880	29.2	50,439	9.4	12,602	80.3	130	0.8
1969	1,59,571	28.8	54,831	9.9	13,506	84.6	102	0.6

TABLE 4
BIRTH BY MONTHS 1968-1969.

Year	MONTHS.												Total
	Jan.	Feb.	Mar.	April.	May.	June.	July.	Aug.	Sept.	Oct.	Nov.	Dec.	
1968 ...	9,334	10,925	7,375	13,147	12,368	11,835	12,755	12,355	15,327	1,4552	16,951	19,906	1,56,880
1969 ...	11,758	10,039	10,582	11,278	10,445	12,937	13,674	13,022	14,567	17,071	14,737	19,491	1,59,571

TABLE 5
PERCENTAGE TO THE TOTAL MORTALITY BY THE AGE PERIODS IN 1967, 1968 AND 1969.

Age period.	1967		1968		1969			Percentage to total mortality.
	Deaths	Percentage to total mortality.	Deaths	Percentage to total mortality.	Males.	Females.	Persons.	
Under one year ...	14,118	24.9	12,602	24.9	7,245	6,261	13,506	24.6
1 to 4 years ...	8,280	14.6	6,115	12.1	2,934	3,450	6,384	11.6
5 to 14 years ...	2,778	4.9	2,060	4.1	1,206	1,036	2,242	4.1
15 to 24 years ...	3,161	5.6	2,677	5.3	1,735	1,255	2,990	5.5
25 to 44 years ...	8,109	14.3	7,428	14.7	5,378	2,800	8,178	14.9
45 to 64 years ...	9,702	17.1	9,410	18.7	7,800	2,742	10,542	19.2
65 to 74 years ...	4,778	8.4	4,725	9.4	3,372	1,911	5,283	9.6
75 and over	5,775	10.2	5,422	10.8	2,707	2,999	5,706	10.5
Age unspecified
Total	56,701	100.00	50,439	100.00	32,377	22,454	54,831	100.00

TABLE 6.

Statement showing the No. of Live Births in each age group of Mothers by order of Live Births in the Municipal area in 1969.

Age of Mother	1			2			3			4			5			6			7			
	Male	Female	Total	Male	Female	Total	Male	Female	Total	Male	Female	Total	Male	Female	Total	Male	Female	Total	Male	Female	Total	
Below 15	...	17	11	28	...	1	1
15—19	...	3,144	2,454	5,598	1,492	1,407	2,899	536	529	1,065	202	223	425	3	1	4	...	1	1
20—24	...	12,642	12,313	24,955	7,762	5,848	13,610	4,070	4,382	8,452	3,242	3,036	6,278	1,623	1,477	3,100	931	707	1,638	142	217	269
25—29	...	4,727	4,046	8,773	4,768	4,230	8,998	5,258	4,820	10,078	4,684	4,415	9,099	4,481	4,269	8,750	1,197	1,185	2,382	673	676	1,349
30—34	...	2,357	1,812	4,169	2,141	3,861	6,002	2,469	1,112	3,581	2,331	2,300	4,631	2,646	2,114	4,760	1,457	1,564	3,021	834	1,792	2,626
35—39	...	870	728	1,697	784	840	1,624	975	896	1,871	486	468	954	565	563	1,128	459	537	996	378	326	704
40—44	...	25	24	49	33	42	75	42	46	88	57	48	105	66	63	129	158	166	324	54	49	103
45 and over Information not available.	...	5	3	8	5	7	12	11	4	15	13	11	24	8	9	17	11	5	16	3	6	9
Total ...	23,840	21,523	45,363	17,047	16,279	33,326	13,420	11,818	25,238	11,049	10,525	21,574	9,408	8,504	17,912	4,225	4,170	8,395	2,090	2,981	5,071	

8			9			10			11			12			Higher Order Birth*	Information not available			Total.					
Male	Female	Total	Male	Female	Total	Male	Female	Total	Male	Female	Total	Male	Female	Total	Male	Female	Total	Male	Female	Total	Male	Female	Person	
...	17	12	29	
...	1	1	5,377	4,616	9,993
9	4	13	2	...	2	1	...	1	5	4	9	30,429	27,898	58,327	
54	53	107	10	16	26	7	5	12	2	...	2	13th	13th	3	14	7	21	25,876	23,724	49,600	
255	246	501	256	232	488	32	31	63	3	7	10	...	3	3	13th	13th	9	6	7	13	14,789	15,088	29,877	
264	246	510	172	162	334	46	27	73	17	13	30	2	4	6	13th	13th	2	2	2	4	5,021	4,912	9,933	
28	27	55	21	30	51	20	10	30	8	6	14	2	3	5	13th	13th	2	...	1	1	515	516	1,031	
3	4	7	7	4	11	4	4	8	2	3	5	1	...	1	13th	13th	1	2	8	10	76	68	144	
...	2	2	4	1	5	1	3	4	124	113	237	371	266	637	
613	582	1,195	472	445	917	109	77	186	33	29	62	5	10	15	7	14	21	153	143	296	82,471	77,100	1,59,571	

TABLE 7
Deaths by Ages and Months

Age period Months.	Under one day	1 day.	2 days.	3 days.	4 days.	5 days.	6 days.	7-13 days.	14-20 days.	21-27 days.	28 days to 2 months.	2 months.	3 months.	4 months.	5 months.	6 months.	7 months.	8 months.	9 months.	10 months.	11 months.	TOTAL
January ...	135	50	53	47	32	24	28	123	83	25	105	82	47	39	26	27	13	30	16	24	24	1,033
February...	110	48	49	36	31	18	17	89	42	28	77	53	40	35	21	22	22	28	26	16	18	826
March ...	128	59	47	41	21	21	20	91	55	27	84	71	43	47	36	44	30	38	14	23	14	954
April ...	162	50	37	38	23	18	13	83	48	23	81	66	51	47	33	70	46	51	50	39	32	1,061
May ...	155	48	24	27	24	13	15	94	44	28	75	50	55	39	52	66	39	66	40	41	32	1,027
June ...	200	44	43	31	27	20	31	124	62	23	98	62	58	46	52	68	35	57	34	31	20	1,166
July ...	227	67	50	48	30	45	41	135	70	37	103	80	65	43	49	76	45	57	67	49	35	1,419
August ...	194	74	70	60	45	38	20	162	100	45	119	84	46	50	38	59	45	60	42	35	23	1,409
September.	183	61	58	52	65	40	45	193	90	44	88	56	40	31	24	31	29	33	43	29	26	1,261
October ...	211	64	59	42	42	38	34	141	99	43	85	59	57	40	33	41	40	46	32	29	19	1,254
November	159	47	53	43	34	18	30	95	67	28	89	69	37	33	17	32	20	28	20	27	17	963
December.	144	58	52	41	34	19	38	133	88	28	118	78	64	41	34	34	28	31	21	21	28	1,133
Total ...	2,008	670	595	506	408	312	332	1,463	848	379	1,122	810	603	491	415	570	392	525	405	364	288	13,506

Table 8
Deaths by ages and Months.

Months.	Under 1 year	1-4 years	5-14 years.	15-24 years.	Age period			75 years and over	Ages unspecified	Total All ages.	Average of previous five years (1964-68).
					25-44 years.	45-64 years.	65-74 years.				
January ...	1033	550	200	228	640	835	455	481	...	4422	4009
February ...	826	509	155	196	567	755	423	407	...	3838	4267
March ...	954	616	187	248	645	902	426	469	...	4447	4459
April ...	1061	576	194	215	585	883	422	467	...	4404	4398
May ...	1027	571	191	254	684	854	438	491	...	4510	4227
June ...	1166	502	190	269	690	824	413	442	...	4496	3935
July ...	1419	660	204	311	763	997	517	523	...	5394	4510
August ...	1409	629	181	266	739	924	435	458	...	5041	4473
September ...	1261	494	193	265	710	877	431	509	...	4740	4585
October ...	1254	465	196	290	775	901	451	509	...	4841	4267
November ...	963	352	145	187	647	826	366	461	...	3947	3937
December ...	1133	460	206	261	732	964	506	489	...	4751	4336
Total ...	13506	6384	2242	2990	8178	10542	5283	5706	...	54831	51403

TABLE 9
DEATHS AND DEATH RATES FROM EPIDEMIC AND PRINCIPAL CAUSES

Causes of Death	Average of years (1964-68)		1968		1969		
	Deaths	Death-rate	Deaths	Death-rate	Deaths	Death-rate	
<i>Principal Epidemic Diseases</i>							
Small-pox	...	544	0.1	38	0.0	25	0.0
Measles	...	323	0.1	146	0.0	201	0.0
Plague	
Enteric Fever	...	46	0.0	49	0.0	78	0.0
Malarial Fever	
Influenza	...	8	0.0	2	0.0	...	0.0
Cholera	
Dysentery	...	314	0.1	254	0.0	328	0.1
Diphtheria	...	113	0.0	108	0.0	123	0.0
<i>Other Principal Diseases</i>							
Tuberculosis	...	4,639	0.9	5,157	0.9	5,554	1.0
Meningococcal Infection	...	1	0.0	2	...
Diseases of the Nervous System	...	140	0.0	1,495	0.3	1,682	0.3
Diseases of the Respiratory System	...	8,912	1.8	8,001	1.5	8,796	1.6
Diarrhoea and Enteritis	...	2,767	0.6	3,213	0.6	3,655	0.7
Puerperal State	...	140	0.0	130	0.0	102	0.0
Congenital Debility and Diseases of early Infancy.	...	4,737	0.9	5,418	1.0	5,821	1.0
Senility without mention of Psychosis	...	3,473	0.7	3,601	0.7	4,264	0.8
Violence	...	3,232	0.7	2,922	0.5	3,059	0.6
Other Causes	...	22,032	4.5	19,935	3.7	21,141	3.8
Total	...	51,391	10.5	50,439	9.4	54,831	9.9

TABLE-10
DEATHS BY MONTHS—1968-1969

Period.	MONTHS.												Total.
	Jan.	Feb.	March.	April.	May.	June.	July.	August.	Sept.	Oct.	Nov.	Dec.	
1968 ...	4,070	4,273	3,353	4,033	4,256	3,666	4,533	4,294	4,828	4,654	4,119	4,460	50,439
1969 ...	4,422	3,833	4,447	4,404	4,510	4,493	5,394	5,041	4,740	4,841	3,947	4,751	54,831

TABLE-11

DEATHS by wards and causes in GREATER BOMBAY in 1968

Main data table with columns for Classification Number (B1-B47), Wards (A1-G/South, H-N, P-T), and District (A1-AI, BI, BII, etc.). Rows show death counts for various causes across different wards and sub-totals for City, Suburbs, and Extended Suburbs.

* Plus 10 cases directly admitted and treated at Kasturba Hospital from the border area of Greater Bombay.

TABLE 12.

Deaths among infants from Principal Causes by Age-periods.

Age period	Small-pox	Measles	Malarial Fever	Diarrhoea and Enteritis	Dysentery	Congenital malformation and diseases of early infancy	Diseases of respiratory system	Convulsions	Poliomyelitis	Other causes	All causes	Percentage to the total of infant deaths	
Upto 7 days	382	...	3,146	600	18	...	685	4,831	35.8	
1 to 4 weeks	...	1	1	493	11	956	1,013	15	1	1,321	3,812	28.2	
Total under 4 weeks	1	1	...	875	11	4,102	1,613	33	1	2,006	8,643	64.0	
4 weeks to 6 months...	2	14	...	491	18	846	1,014	8	1	495	2,889	21.2	
6 to 12 months	...	1	18	...	336	19	432	690	10	6	1,974	14.8	
Total	...	4	33	...	1,702	48	5,380	3,317	51	8	2,963	13,506	100.0

TABLE 13

Infant Mortality from Principal Causes (1964-1969)

Causes of death	1964	1965	1966	1967	1968	1964 to 1968 (A)	1969 (B)	Difference betw en (A) &(B)
Poliomyelitis	...	16	6	23	6	36	18	8 - 10
Small-pox	...	40	229	31	174	8	96	4 - 92
Measles	...	63	136	39	137	22	91	33 - 54
Malarial Fever
Diarrhoea and Enteritis	...	1,172	1,636	1,656	1,639	1,560	1,513	1,702 + 189
Dysentery	...	34	40	31	42	55	42	48 + 6
Congenital malformation and diseases of early infancy	...	6,020	5,877	5,317	5,225	5,188	5,525	5,380 - 145
Diseases of respiratory system	...	2,424	4,151	3,156	4,177	3,140	3,412	3,317 - 219
Convulsions	...	39	27	30	24	48	34	51 + 27
All causes	...	11,355	13,739	12,660	14,118	12,602	12,895	13,506 + 611

TABLE 14

Neonatal Death-Rates (1961-1969).

Year	Birth	Neonatal death	Rate
1961	1,16,337	5,037	43.7
1962	1,21,305	5,167	42.6
1963	1,31,831	5,788	43.9
1964	1,32,592	6,050	45.6
1965	1,42,781	6,740	47.2
1966	1,47,986	7,066	47.7
1967	1,53,230	7,195	46.9
1968	1,56,880	7,029	44.8
1969	1,59,571	7,521	47.1

TABLE 15

Infant Deaths and other Deaths 1969.

Age Period	January	February	March	April	May	June	July	Aug.	Sept.	Oct.	Nov.	Dec.	Total
Under one year.	1,033	826	954	1,061	1,027	1,166	1,419	1,407	1,261	1,254	963	1,133	13,506
One year and ... above.	3,389	3012	3,493	3,343	3,483	3,330	3,975	3,632	3,479	3,587	2,984	3,618	41,325

TABLE 16
CASES OF NOTIFIABLE DISEASES REPORTED IN 1969

Wards	Cholera	Small-pox	Plague	Enteric Fever	Diphtheria	Typhus	Puerperal Fever	Tuberculosis	Leprosy	Relapsing Fever	Influenza	Spinal Fever	Acute interior Poliomyelitis	Virus encephalitis	Scarlet Fever	Infective Hepatitis	Total
A	...	4	...	74	48	288	2	136	552
B	60	82	101	1	1	168	413
C	...	4	...	140	134	188	1	5	269	741
D	58	105	99	17	163	442
E	...	6	...	195	388	71	1	2	48	735	1,456
F	...	2	...	104	247	520	20	34	359	1,286
G	...	4	...	196	319	312	1	50	619	1,501
H	...	7	...	32	165	152	15	137	508
K	...	11	...	27	123	112	23	144	440
L	...	1	...	17	69	22	15	93	217
M	...	5	...	23	69	114	19	118	348
N	...	1	...	18	115	142	16	126	418
P	3	10	71	1	20	105
R	...	1	...	17	70	40	13	53	194
T	3	50	42	5	43	143
Total	...	46	...	967	2,004	2,274	23	3	264	3,183	8,764

TABLE 17
REPORTED DIPHTHERIA CASES BY MONTHS IN 1969

Disease	MONTHS												Total
	Jan.	Feb.	Mar.	Apr.	May.	June	July.	Aug.	Sept.	Oct.	Nov.	Dec.	
Diphtheria	174	138	147	180	129	76	211	240	186	159	172	192	2,004

TABLE 18
REPORTED CASES OF ENTERIC FEVER BY MONTHS IN 1969

Disease	MONTHS												Total
	Jan.	Feb.	Mar.	April.	May.	June.	July.	Aug.	Sept.	Oct.	Nov.	Dec.	
Enteric Fever	30	20	10	15	24	34	232	237	102	125	39	99	967

TABLE 19

TUBERCULOSIS—DEATH RATE

Period	Annual Death-rate		
	Pulmonary	Other forms	All forms
1964-1968 (Average).	0.7	0.1	0.8
1964	0.7	0.2	0.9
1965	0.7	0.2	0.9
1966	0.7	0.2	0.9
1967	0.9	0.1	1.1
1968	0.8	0.1	0.9
1969	0.8	0.1	1.0

TABLE 20

TUBERCULOSIS DEATHS BY SEX

Year	Deaths from pulmonary T.B.	Deaths from T.B. (other forms)	Total no. of deaths	Males	Females	Death Rate
1968	4,491	666	5,157	3,380	1,777	0.9
1969	4,793	761	5,554	3,774	1,780	1.0

TABLE 21

WARD WISE MALARIA POSITIVE CASES WITH THE SPECIES AND CLASSIFICATION

Ward	No. of positive cases	Malaria Parasities				Classification		
		V	F	M	mixed	Imported	Indigenous	Un-traced.
A	8	5	3	6	2	...
B	5	5	3	2
C	4	4	3	1	...
D	13	13	3	8	2
E	17	17	5	6	6
F	11	11	6	2	3
G	100	95	5	11	78	11
H	6	5	1	5	1	...
K	13	13	5	4	4
L	9	9	4	3	2
M	11	10	1	5	4	2
N	3	3	2	1
P	7	5	2	1	6	...
R	8	7	1	2	6	...
T	9	8	1	3	2	4
Total	224	210	14	59	128	37

Abbreviations used:—V—Vivax. F—Falciparum. M—Malaria.

TABLE No. 22-

NATIONAL MALARIA ERADICATION PROGRAMME

Annual Report for the year 1969

Area	No. of fever cases detected	No. of persons given treatment	NUMBER OF BLOOD SMEARS			Found Positive.	PARASITE SPECIES				NO. OF PERSONS TREATED		EPIDEMIOLOGICAL CLASSIFICATION OF CASES					Remarks
			Collected	Examined	Broken		V.	M.	F.	Mixed	Complete	Partial	Ind ead	Imported	Relapse	Indige-nous	Not treated	
1	2	3	4	5		7	8	9	10	11	12	13	14	15	16	17	18	19
Active City	5,138	5,178	5,128	5,128	...	32	31	1	32	2	...	30	...	
Suburbs	33,920	33,920	32,814	32,814	...	2	2	2	2	...	
Extended Suburbs	10,731	10,731	10,130	10,130	...	5	4	1	3	3	2	
Total	49,789	49,789	48,072	48,072	...	39	37	2	37	5	...	32	2	
Inactive City	1,16,243	1,16,243	1,16,243	1,16,243	...	91	88	3	68	24	...	44	23	
Suburbs	52,073	52,073	52,073	52,073	...	34	30	4	29	14	...	15	5	
Extended Suburbs	24,073	24,073	24,073	24,073	...	21	20	1	15	6	...	9	6	
Total	1,92,389	1,92,389	1,92,389	1,92,389	...	146	138	8	112	44	...	68	34	
Mass City	35	...	1,18,625	1,18,625	...	35	31	4	34	8	...	26	1	
Suburbs	1	...	53,980	53,980	...	4	4	3	2	...	2	...	
Extended Suburbs	3,774	3,774	1	
Total	36	...	1,76,379	1,76,379	...	39	35	4	38	10	...	28	1	

TABLE 23

New cases and total attendance at all the Municipal free General Dispensaries and the Mobile Dispensary Units in Greater Bombay during 1969.

Description of Disease	Total Attendance
I.—Ailmentary System :	
(a) Diarrhoea	1,54,952
(b) Dysentery	64,420
(c) Dyspepsia	84,129
(d) Helminthiasis	35,801
(e) Liver-Jaundice	13,920
II.—Circulation System :	
(a) Heart	1,417
(b) Blood Vessels	456
(c) Blood Pressure	10,189
III.—Exanthemata :	
(a) Chickenpox	472
(b) Measles	2,637
(c) Smallpox	...
IV.—Fever s :	
(a) Fevers not defined	1,88,171
(b) Malaria	...
V.—Injuries and Accidents :	
	47,937
VI.—Nutrition :	
(a) Avitaminosis	44,319
VII.—Nervous System :	
(a) Neuritis	11,311
(b) Sciatica	5,819
(c) Tremors	1,261
VIII.—Respiratory System :	
(a) Bronchitis	2,88,734
(b) Bronchopneumonia	23,123
(c) Common Cold	1,25,197
(d) Influenza (Non-epidemic)	23,929
(e) Laryngitis	8,349
(f) Pharyngitis	27,723
(g) Pneumonia	3,799
(h) Tonsilitis	36,198
(i) Whooping Cough	4,269
IX.—Skin and Appendices :	
(a) Diseases of Skin	
(i) Herpes	16,951
(ii) Ringworm	45,952
(iii) Scabies	60,578
X.—Special Organs :	
(a) Eyes	
(i) Conjunctivis	46,811
(ii) Corneal Ulcer	1,309
(iii) Foreign body in Eye	3,521
(iv) Iritis	3,691
(v) Ophthalmia	13,171
(vi) Spring Catarrh	2,976
(b) Ears (i) Diseases of ears	50,167
(c) Noae (i) Diseases of nose	4,561
(d) Teeth (i) Diseases of teeth	44,379
XI.—Surgical Ailments :	
(a) Injuries	80,762
(b) Minor Surgical Operations	4,139
(c) Ulcers	46,376
	13,27,186
	1633876

TABLE 23—(Contd.).

Description of Disease	Total Attendance
XII.—Genito-Urinary :	
(a) Nephritis	9,203
(b) Pyelitis	3,381
(c) Gravel (stones)	639
XIII.—All other Diseases :	
(a) Specific	
(i) Anaemia	50,129
(ii) Mumps	8,502
(iii) Tuberculosis	14,359
(iv) Venereal Diseases	2,347
(v) Diabetes	927
(b) Non-specific :	
(i) Fistula in Ano	423
(ii) Gingivitis	5,134
(iii) Migraine	5,301
(iv) Piles	5,724
(v) Sprains	7,228
(vi) Stomatitis	37,397
(vii) Varicose Veins	7,337
(viii) A. N. C.	1,153
(ix) P. N. C.	1,103
(x) Other Causes	1,17,247
Total New Cases	19,87,255
Male (New Cases)	10,34,935
Female (New Cases)	9,52,320
Total Attendance	79,28,893

TABLE 2A

Total confinements in Institutions in the City doing maternity work, during the year 1969.

Serial No.	Name of Institution (date of establishment in brackets)	No. of beds.	Total confinements.	Deaths among mothers during their stay in Homes.
A—WARD				
1	Cama and Alless Hospital, Mahapalika Marg, Bombay 1 (23-11-1883)	206	4,765	9
2	Parsi Lying in-hospital, Outram Road, Bombay 1 (1895)	35	203	Nil.
3	St. George's Hospital, near V. T. Bombay No. 1 (1859)	38	1,319	5
4	Dr. Trivedi's Maternity and Nursing Home, 67, Netaji Subhash Road, Bombay 1 (1929).	5	8	Nil.
5	Godfrey Clinic, 79, Dadabhai Navroji Road, Off J. J. Schools of Arts, (1-4-1944)	14	141	Nil.
6	Marine Hospital and Maternity Home, 5 New Marine Lines, Bombay 1 (1-12-1947)...	3	3	Nil.
7	Dr. Bacha's Memorial Belle-vue Nursing Home, La Citadella, Queen's Road Marine Lines (1911)	Nil.	74	Nil.
8	Indian Naval Hospital, S. S. Aswini, Colaba, Bombay 5 (October 1951)	35	805	1
9	Bombay Hospital, 12 Marine Lines, Bombay 1 (May 1950)	24	606	Nil.
10	Dr. M. S. Shah's Maternity and General Hospital, Marine Drive, Bombay 1 (1952)	8	70	Nil.
11	Colaba Maternity Home, 3rd Pasta Lane, Colaba (1-1-1948)	6	28	Nil.
12	Northcoate Nursing Home, Orminstone Road near Taj Mahal Hotel, Colaba (1949)...	10	16	Nil.
13	Dr. Shethi's Maternity & Surgical Home, 3 Cuff Parade, Bombay 5 (10-7-1966)	12	50	Nil.
14	Dr. Adatia's Nursing and Maternity Home and Gynac. Hospital, 278, D. N. Road, Bombay 1 (1-10-1957).	6	126	Nil.
15	Strand Maternity and Gynac. Surgery near Strand Cinema, Bombay 5 (October 1965)...	7	60	Nil.
16	Naigara Clinic, 128, Wodhouse Road, Colaba, Bombay 5 (18-11-1962)	8	64	Nil.
17	Khatav Makanji Maternity and Surgical Hospital, 65, Bazar Gate Street, Bombay 1 (1919)	30	250	Nil.
A Ward—Total		447	8,588	15
B—WARD				
1	Sabu Siddik Maternity Home, 27, Imamwada Road, Bombay 9	19	1551	Nil.
2	Laxmibai Maternity Hospital, 96, D'Souza Street, Wadgadi, Bombay 3 (1908)	30	479	1
3	Dhanlaxmi Maternity Home, 156-158 Samuel Street, Bombay 9 (1952)	16	183	Nil.
4	H. A. N. Dholkawala Maternity Home, Mohamedali Road, Bombay 3 (1929)	27	465	Nil.
5	Haji Karim Mohamed Suleman Maternity Home, 178-188, Kambekar Street, Bombay 3 (1927)	12	343	Nil.
6	Bai Sakinabai Musabhai Jafarbai Khoja Maternity Hospital, 2 Nishanpada Cross Lane Bombay 9 (1918)	18	87	Nil.
7	Rahimatbai Maternity Home, Habib Hospital, Jail Road, Dongri, Bombay 9, (27-4-1937)	20	340	Nil.
8	Noor Hospital, 49, Mohamedali Road, Bombay 3 (20-11-1953)	75	1,880	7
9	Vijayalaxmi Maternity Home, Tej Kiran, Naoroji Hill Road No. 5, Bombay 9 (28-3-1960)	8	184	Nil.
10	Mandvi Maternity Home, 6 Kesavji Naik Road, Bombay 9 (1948)	9	56	1
B Ward Total		234	5,568	9
C—WARD				
1	Seth Gordhandas Ranchhoddas Bhagat Maternity Hospital 261-271, Kalbadevi Road, Bombay 2 (1929)	35	535	Nil.
2	Women's Clinic, 345-349, Girgaum Road, Thakurdwar, Bombay 2 (23-7-1936)	15	309	Nil.
3	Dr. Saibai's Maternity Hospital, 190, Princess Street Bombay 2 (1-5-1936)	12	259	1
4	Ratubhai's Hospital, Jai Hind Estate 2, Bhuleshwar, Bombay 2 (31-5-1959)	40	490	Nil.
5	Dr. Adatia's General & Maternity Hospital, Jai Hind Building, Bhuleshwar, Bombay 2 (1-11-1949)	20	422	Nil.
6	Dr. C. L. Zaveri's Hospital, for Women, Jai Hind Estate 2 do. do.	15	398	Nil.
7	Dr. Bhat's Hospitals 7, 2nd Khatar Gully, Thakurdwar Road, Bombay 2 (22-7-1951)	10	55	Nil.
8	Dr. Irani's Hospital, Kerawala Mansion, Carnac Road, Bombay 2 (1947)	2	14	Nil.
C Ward—Total		149	2,482	1

TABLE 24--(Contd.)

Serial No.	Name of Institution (date of establishment in brackets)	No. of beds.	Total confinements.	Deaths among mothers during their stay in Homes.	
D-WARD					
1	Sorabji Shapurji Engineer Maternity Home, Khetwadi, 1st Lane.	...	12	1,148	Nil.
2	The Bomanji Denshaw Petit Parsi General Hospital (1912)	...	35	266	1
3	Bhatia General Hospital, Tardeo Road, (8-5-1932)	...	16	665	Nil.
4	Dr. Karande Maternity & Surgical Hospital, Huges Road, Bombay 7 (April 1929)	...	16	152	Nil.
5	Dr. D'Sa's Hospital, Chowpaty, Bombay 7 (1910)	...	12	220	Nil.
6	Dr. Ajit Mehta's Hospital for Women, Dadisheth Road, Bombay 7, (1-4-1924)	...	16	322	Nil.
7	Dr. (Mrs.) Vijaykar's Maternity & Surgical Hospital, 139-B, Chandra Terrace, Khadilkar Road. (1-4-1955)	...	10	124	Nil.
8	Dr. B. D. Patwardhan Maternity and Gynac. Hospital, Phadke Wadi, Ganpati Temple, V. P. Road. (11-11-1931)	...	12	153	Nil.
9	Chowpaty Maternity & Gynac Hospital, 31-C, Sea-Face, Chowpaty, Bombay (December 1911)	...	70	1,129	Nil.
10	Dr. Wadia's Nursing Home, French Bridge, Bombay 7, (April 1938)	...	8	20	Nil.
11	Kanchangauri Maternity Hospital, Bhajekar Street, (27-7-1925)	...	40	629	Nil.
12	Brahman Sabha Mhaskar Maternity Home, 9 Benam Hall Lane, Girgaum, Bombay 4 (1-2-1932)	...	20	299	Nil.
13	New Hospital for Women, New Queen's Road, Bombay 4 (1-5-1933)	...	30	612	Nil.
14	Dr. Kumud Mehta Hospital, Poly Clinic, 20 New Queen's Road, Bombay 4 (10-10-1929)	...	6	38	Nil.
15	Ruzmani Hindu Lying-in-Hospital, Babulnath Road, Chowpaty. (1920)	...	25	260	Nil.
16	Dr. Harkisandas Narottamdas Hospital, New Charni Road, Bombay 4. (6-1-1925)	...	36	1,300	1
17	St. Elizabeth Nursing Home, Harkness Road, Malabar Hill, Bombay 6 (31-8-1929)	...	22	631	2
18	Women's Clinic (Dr. Pagnis) Shankar Seth Road, Bombay 4 (1957)	...	7	80	Nil.
19	Dr. (Mrs.) Kashibai Sathe's Maternity Home, Girgaum Road, Bombay 4 (November 1938)	...	10	79	Nil.
20	Shirodkar Clinic Pvt. Ltd, 95, August Kranti Marg, Bombay 26. (1938)	...	10	144	1
21	Dr. Amonkar Hospital, 534, Sandhurst Bridge, Bombay 4 (August 1953)	...	18	203	Nil.
22	Dr. (Miss) Shirin G. Patel, Nursing Home for Women, Chowpaty Sea face (26-5-1940)	...	12	112	Nil.
23	Dr. K. C. Shah's Maternity Hospital Khetwadi Main Road, Bombay 4 (1-11-1942)	...	6	4	Nil.
24	Seth Chaganlal Walchand Jain Hospital Marine Mansion, Chowpaty, Bombay 7. (1930)	...	17	440	Nil.
25	Ideal Nursing Home, Khetwadi, 12th Lane, Bombay 4 (28-9-1952)	...	8	113	Nil.
26	Himani Clinic, 17 Mathew Road, Bombay 4 (22-8-1948)	...	4	Nil.	Nil.
27	The Beach Candy Hospital & Nursing Home, 60, Bhulabhai Desai Road, Bombay 26 (1-1-1952)	...	14	309	Nil.
28	Lamington Maternity Surgical Hospital, Girdhar Bhuvan, 415, Lamington Road, Bombay 4 (September 1950)	...	17	76	Nil.
29	Modern Hospital for Women, 6, Dr. Wilson's Street, Bombay 4 (11-2-1951)	...	11	422	Nil.
30	Dr. Irani's Maternity and Nursing Home, 70B August Kranti Marg, Bombay 26 (15-5-1967)	...	6	54	1
31	Mistry Hospital, 47, Cannady Bridge, Bombay 4 (1952)	...	12	161	Nil.
32	Dr. Pratap's Maternity Hospital & Nursing Home, 204 Charni Road, Bombay 4 (18-1-1953)	...	6	42	Nil.
33	Dr. Padma Mehta's Nursing Home, Sandhurst Bridge, Bombay 7 (1952)	...	12	161	Nil.
34	Dr. Premkata S. Pai's Maternity Home, Tatyia Charpure Path, Bombay 4, (2-12-1951)	...	25	427	Nil.
35	Dr. O. J. Shah's Hospital. (January 1951)	...	15	318	Nil.
36	Dr. Wagal Maternity Home, 276B, Surya Mahal, Thakurdwar, Bombay 4 (1-12-1957)	...	12	199	Nil.
37	Sajfee Hospital, 15-17, Queen's Road, Bombay 4 (October 1957)	...	14	325	Nil.
38	Dr. Khandwala Maternity & Gynac. Hospital Prarthana Samaj, Bombay 4. (September 1959)	...	8	50	Nil.
39	Ajinkya Hospital, Hughes Road, Bombay 7 (January 1953)	...	20	290	Nil.
40	Queen's Road Maternity & Surgical Nursing Home, Queen's Road, Bombay 4.	...	12	342	Nil.
41	Dr. Bhaskar Patel Nursing Home & Maternity Clinic, New Queen's Road, Bombay 4	...	13	2	Nil.

TABLE 24—(Contd.)

Serial No.	Name of Institution (date of establishment in brackets)	No. of beds.	Total confinements.	Deaths among mothers during their stay in Homes.
42	Malabar Hill Clinic, Manav Mandir Road, Bombay 6. (22-2-1966)	6	39	Nil.
43	Dr. Tara Ramrao Maternity Home, 377, V. P. Road, Bombay 4. (26-1-1965)	5	56	Nil.
44	Maternity & Nursing Home, Tilak Nagar, V. P. Road, Bombay 4.	11	118	1
45	Ayurvedic Hospital, 87, Mughbhat Street, Bombay 4. (1947)	30	212	Nil.
46	Dr. (Mrs.) Vimal Parikh, Dream Land, 25, New Queen's Road, (Oct. 1960)	4	24	Nil.
47	Dr. N. K. Shah Maternity & Surgical Home, Sadguru Sadan, 15, Babulnath Road, Bombay 7.	12	145	Nil.
48	Mangharem Nursing Home, 41, Warden Road, Bombay 26.	3	5	Nil.
49	Dr. (Mrs) N. S. Zaveri Maternity & Gynac. Hospital, 273, New Charni Road. (11-19 5)	7	12	Nil.
50	Dr. Mangeshkar Clinic, Madhav Niwas, 8 Laburnum Road, Bombay 7. (1964)	20	279	Nil.
51	Ajinkya General Nursing Home, 264, Charni Road, Bombay 4 (15-8-1966)	30	31	Nil.
52	Swastik Nursing Home, Mani Bhawan, Chowpaty, Bombay 7 (17-11-1968)	2	4	Nil.
53	Jarakee Nursing Home, Tardeo, Bombay 34 (19-2-1967)	14	72	Nil.
54	Charak Clinic, Queen's Road, Bombay 4.	32	Nil.	Nil.
55	Dr. T. P. Shah's Hospital, 534, Sardhurst Bridge, Bombay 7.	12	85	Nil.
56	Mother and Child Hospital, Gita, Pandita Ramabai Road, Bombay 7 (23-10-1966).	25	64	Nil.
D Ward—Total		888	15,180	8
E—WARD				
1	Municipal Maternity Home, 252, Bellasis Road, Byculla, Bombay 8 (1915)	37	1,612	Nil.
2	Kemur Kharum Municipal Maternity Home, Victoria Road 3rd Cross Lane, Byculla (19-12-192.)	37	3,370	Nil.
3	B. Y. L. Nair Charitable Hospital, Dr. A. L. Nair Road, Bombay 8. (1925)	60	2,297	Nil.
4	Engnac Maternity Home, 10 Victoria Road, Byculla, Bombay 27 (1924)	12	234	1
5	Masina Hospital, 125, Victoria Road; Byculla, Bombay 27 (1902)	30	392	Nil.
6	Bai Motlibai & Petit Hospital, Bombay 8 (1889)	76	3,086	3
7	Central Hospital & Nursing Home, Bellasis Road, Bombay 8 (1952)	3	35	Nil.
8	Ismail General Hospital, Nesbit Road, Aga Hall, Bombay 10. (1945)	10	102	Nil.
9	Jagivanram Hospital, Club Road, Byculla, Bombay 8 (June 1960)	12	495	1
10	Dr. Vaidy's Hospital, 75, B. A. Road, Bombay 33. (1959)	3	8	Nil.
11	Ganga Surgical & Maternity Hospital, Rajput Buliding Opp. Dockyard R'y. Station, Bombay 10. (1-5-1965)	3	28	Nil.
12	Kamathipura Maternity Home, Kamathipura, 13th Lane, Bombay 8. (2-4-1968)	100	1,829	Nil.
13	Byculla Nursing Home, 47, Dr. A. L. Road, Bombay 8.	15	496	1
14	Sheth Maternity & Gynaec Nursing Home, Navjivan Co-operative Housing Society, Lamington Road, Bombay 8 (12-10-1967).	12	323	Nil.
15	Central Railway Hospital, Byculla, Bombay 27.	26	826	3
16	Matri-chaya Hospital, Lamington Road, Bombay 7 (1-1-1968).	11	47	Nil.
E Ward—Total		447	15,180	9
F—WARD				
1	Naoroji Wadia Maternity Hospital, King Edward Road, Parel, Bombay 12 (13-12-1926)	180	9,030	21
2	Swastik Maternity Home, Khare-ghat Road, Hindu Colony, Dadar, Bombay 14. (1940).	8	86	Nil.
3	Colony Nursing Home, 216A, Sir Bhalchandra Road, Matunga, Bombay 19 (March 33)	3	2	Nil.
4	Matunga Clinic, 241D, Dr. Ambedkar Road, Bombay 19 (1930).	8	112	Nil.
5	Dr. G-dre's Nursing & Maternity Hospital, 121, Keni Road, Dadar, Bombay 14 (194)	18	244	Nil.
6	Desai Memorial Laxmi Lying-in Hospital & Nursing Home; 94, Hospital Avenue, Parel, Bombay 12 (June 1938)	16	235	Nil.

TABLE 24—(Contd.)

Serial No.	Name of Institution (date of establishment in brackets)	No. of beds.	Total confinements.	Deaths among mothers during their stay in Homes.
7	Dr. Dandekar's Trust Hospital, Bhoj Mahal, Dr. Ambedkar Road, Matunga (O.t. 1939)	8	99	Nil.
8	Divekar Charity Trust Hospital King's Circle, Bombay 19 (1-9-1968)	8	212	Nil.
9	Rukmin i Maternity Hospital, 7, Aimal Merwanji Street, Parel Bombay 12 (1-1-1933)	30	409	Nil.
10	Dr. Karunakan Hospital, 477, Edenwala Road, Matunga, (1940)	6	146	Nil.
11	Matunga Nursing & Maternity Home, Matunga, (14-2-1955)	7	59	Nil.
12	Nursing Home & Eye Clinic, Dadar, Bombay 14 (15-12-1946)s	10	118	Nil.
13	Surgical & Maternity Hospital, 350, Chandavarkar Road, Matunga, Bombay 19 (1-10-1947)	10	233	Nil.
14	Family Nursing & Maternity Home, 64-A Matunga, Bombay 19. (1947)	10	362	Nil.
15	Lekhanya Tilak M G. Hospital, Sion, Bombay 22 (24-4-1947)	72	7,127	Nil.
16	Ahuja Hospital, Sion Sindhi Colony, Bombay 22 (19:9)	4	27	Nil.
17	R. V. Ayurvedic Hospital, Sion, Bombay 22 (6-4-1950)	12	141	Nil.
18	Modern Nursing Home, 60, D. M. Road, Dadar, Bombay 14. (1952)	3	23	Nil.
19	Wadala Maternity Home & General Hospital, 193, Station Road, Bombay 31 (30-9-1952)	4	6	Nil.
20	Laxmi Maternity Home, 4, Shradhanand Road, Matunga (May 1954)	8	164	Nil.
21	Dr. D. Sitalaxmi's Maternity & Nursing Home, 239A, Sion Road, Bombay 22 (August 1954)	7	219	Nil.
22	Dr. (Mrs.) Kamala Doshi's Hospital, Gujrath Society, Sion, Bombay 22 (27-9-1950)	10	124	Nil.
23	Matunga Nursing Home for Women, 590, Vincent Road, Matunga, Bombay 19 (16-7-1951)	14	100	Nil.
24	Talwalkar Nursing Home & Maternity Home, 153, Hindu Colony, Matunga, Bombay 19 (1-5-1951)	3	23	Nil.
25	Dr. Mulla's Clinic, 603, Jume-jamshed Road, Matunga, Bombay 19 (1952)	6	44	Nil.
26	S. D. Bhavanani Nursing Home, Sion, Bombay 22 (1-6-1953)	25	650	Nil.
27	Dr. Pai's Hospital, 154 Hindu Colony, Dadar, Bombay 14 (1-4-1934)	18	356	Nil.
28	Dr. Merchant's Hospital, Sion, Bombay 22	25	245	Nil.
29	Sobti Nursing Home, King's Circle, Bombay 19 (15-8-1955)	6	112	Nil.
30	Indian Air Force, Child Welfare Centre, 22E-D, Cotton Green, (26-1-1953)	Nil.	10	Nil.
31	Naigaum Municipal Maternity Home, Naigaum, Bombay 14 (2-10-1958)	30	1,875	Nil.
32	K. E. M. Hospital, Parel Bombay 12. (Maternity Ward opened on 1-12-1959)	176	5,895	19
33	Sobti Hospital, 66, Jotiba Phule Road, Naigaum, Bombay 14 (1960)	11	61	Nil.
34	Dr. Cadre's Surgical & Maternity Hospital, Sion, Bombay 22 (Nov. 1958)	8	80	Nil.
35	Wadala Maternity & Surgical Nursing Home, 82 R-A, Kidwai Road, Bombay 31 (January 1961)	7	30	Nil.
36	The Mahatma Gandhi Memorial Hospital, Government Gate Road, Parel, Bombay 12 (December 1965)	17	337	1
37	Mata Laxmi Hospital, 218 Sion East, Bombay 22. (December 1957)	5	21	Nil.
38	Chars Obstetrical & Gynac. Hospital, 153, Road No. 9, Wadala, Bombay 31.	30	163	Nil.
39	Dr. Telang Maternity & Nursing Home, 200A, Ambedkar Road, Dadar, Bombay 14 ...	4	35	Nil.
40	Dr. Abhyankar's Maternity & Surgical Hospital Sion East, Bombay 22	7	242	Nil.
41	Dr. R. D. Desai's Maternity & Surgical Home, Krishna Chhaya, Parel, Bombay 12 ...	18	384	Nil.
42	Shobha Maternity Hospital, 171, Vijay Niwas, R. A. Kidwai Road, Bombay 31 (3-2-1963).	8	83	Nil.
43	Aswini Maternity and Surgical and Nursing Home, 5, Ruparel Apartments, Dadar, Bombay 14 (12-10-1969).	7	17	Nil.
44	Calcutta Nursing Home, Site Nivas, Opp. C. Rly. workshop, Babasaheb Ambedkar Road Parel, Bombay 12 (1926).	2	Nil.	Nil.
45	Family Wing, C. M. Welfare Centre, Cotton Green, Bombay 32.	6	Nil.	Nil.
46	Rotunda Nursing Home, 262, Wadala, Bombay 31 (9-2-1964).	7	88	Nil.
47	Dr. Thakar's Maternity Home, 405, Telang Road, Keshav Kunj, Matunga, Bombay 19 (4-5-1969).	6	18	Nil.
48	Dr. Khandoparkar Nursing Home, 151, Sir, Bhalchandra Road, Dadar, Bombay. ...	5	17	Nil.
49	Dr. Parbhoo's Maternity Home, 159, Ganesh Prasad, Sir Bhalchandra Road, Bombay 14. (January 1968).	3	9	Nil.
F Ward—Total ...		896	30,078	42

TABLE 24—(Contd.)

Serial No.	Name of Institution (date of establishment in brackets)	No. of beds.	Total confinements.	Deaths among mothers during their stay in Homes.
G—WARD				
1	Haji Mohamed Haji Sabu Siddik Maternity Home S. V. Savarkar Road, Bombay 28	55	4,672	Nil.
2	Saraswati Maternity & Nursing Home, L. H. Road, Mahim, Bombay 16 (11-12-1958)	6	40	Nil.
3	B. M. & C. W. Society Maternity Hospital, Delisle Road, Bombay 11 (1-4-1932) ...	40	1,220	Nil.
4	Worli Maternity Home, B. M. & C. W. Society Worli, Bombay 18 (10-3-1930) ...	41	1,503	Nil.
5	Laxmi Maternity Home, D. L. Vaidya Road Dadar, Bombay 28. (9-10-1929) ...	15	166	Nil.
6	Sadguru Maternity Home, Chhabildas Road, Dadar Bombay 28 (8-5-1932.) ...	15	147	Nil.
7	Jankibai Maternity Home 64, S. K. Bole Road, Dadar, Bombay 28 (1-4-1935) ...	7	38	Nil.
8	Dr. Narvane's Surgical & Maternity Home, Shivaji Park, Dadar. (4-10-1938) ...	14	22	Nil.
9	Dr. Purandare's Maternity Hospital, 114, Shivaji Park, Bombay 28. ...	15	158	Nil.
10	Vijay Clinic, Shivaji Park, Dadar, Bombay. (1936) ...	4	3	Nil.
11	Lower Parel Health Unit, Western Rly. Bombay 13. (1963) ...	4	69	Nil.
12	Dr. Sathe's Maternity & Nursing Home. (12-6-1966) ...	12	131	Nil.
13	Dr. Divekar Charitable Hospital, 121, Shivaji Park, Bombay 28. ...	20	466	Nil.
14	National Hospital, 89, F. S. V. Savarkar Road, Mahim, Bombay 16 (6-2-1953) ...	22	341	Nil.
15	Dadar Surgical & Maternity Hospital Prajapati Bhuvan, Gokhale Road, Bombay 28 ... (November 36).	10	149	Nil.
16	Dr. Pinto's Hospital, Portuguese Church Street, Dadar, Bombay 28. (1-4-1947) ...	5	122	Nil.
17	Family Clinic, Mogal Lane, Matunga, Bombay 16 (1-10-1952) ...	10	80	Nil.
18	Dr. Shushila S. Keluskar Maternity Hospital, Portuguese Church, Dadar, (8-6-1952)	9	92	Nil.
19	Dr. C. L. Zaveri, 224, L. H. Road, Matunga, Bombay 16. (1-7-1948) ...	20	526	Nil.
20	Police Maternity Hospital, Pochkhanwala Road, Worli Police Camp, Bombay 18 (9-3-1951) ...	50	745	Nil.
21	Worli Hospital for Women, 259, Dr. A. B. Road, Bombay 18 (14-5-1964) ...	15	382	Nil.
22	Park Nursing Home, 203-204, Shivaji Park Road 5, Bombay 16. (14-3-1950) ...	8	69	Nil.
23	Dadar Clinic & Nursing Home, Dadar Road, Bombay 28. (23-1-1948) ...	0	349	Nil.
24	Gupte Maternity and Surgical Home, 143, Sitaladevi Temple Road, Mahim, Bombay 16 (31-5-1953).	12	270	Nil.
25	Dr. D'Souza Surgical and Maternity Temple Home, Sitaladevi Road, Mahim, Bombay 16 (January 1953)	7	3	Nil.
26	M. A. Podar Hospital, Bombay (1942)	54	1,035	3
27	Charde Maternity and Surgical Home, Gokhale Road, Dadar, (10-2-1957) ...	10	78	Nil.
28	Bai Radhabai Maternity Home and Women Nursing Home Dadar, Bombay 28 (1-12-1954)	12	132	Nil.
29	Worli General Hospital Sea Face Corner, Bombay 18 (1947) ...	4	41	Nil.
30	Bella Tes Nursing Home, 57, L. J. Road, Mahim, Bombay 16 (19 7) ...	7	44	Nil.
31	Shradha Maternity Home, Kapad Bazar Road, Mahim, Bombay 16 (18-4-1960) ...	4	69	Nil.
32	Pandit Maternity Hospital, L. J. Road, Mahim (1963)	11	134	Nil.
33	Dr. Vaze's Maternity and Surgical Hospital, Meghdoot, Bhandarwada Road, Bombay 28 (1957).	14	210	Nil.
34	North Bombay Clinic, Opp. City Light Cinema, Lady Hardinge Road, Bombay 16.	7	12	1
35	Ayurvedic Bhawan 444, Manmala Tank Road, Matunga, (W. R.) ...	8	9	Nil.
36	Laxmi Clinic, Vidya Building, Bhandar Galli, Mahim, Bombay 16 (17-3-1967) ...	7	61	Nil.
37	Sane's Nursing Home, 84, Bhawani Shankar Road, Bombay 28 (5-4-1966). ...	4	52	Nil.
38	Dr. Donald's Maternity Home, Dharavi, Opp. Police Station, Bombay No. 17. ...	4	28	Nil.
39	Dr. Fonseca's Maternity and Surgical Home, Opp. Mahim Rly. Station, Mahim, Bombay 16.	4	117	Nil.
40	Shrushroosha, Citizen's Cooperative Hospital, 158-B, Ranade Road, Dadar (21-5-1969)	10	45	Nil.
41	Dr. Ingole's Surgical and Maternity Hospital, 372-B, Veer Sawarkar Marg, Bombay 28 (5-2-1966).	8	72	Nil.
42	Shree Maternity and Nursing Home, 119, Shivaji Park Road, Bombay 28. ...	4	13	Nil.
43	43, Dr. Thakur's Hospital, 121, Shivaji Park, Bombay 28. ...	17	465	Nil.
44	Nirmal Nursing Home, Gokul, 93, Ranade Road, Bombay 28. ...	3	45	Nil.
G Ward -Total		616	14,325	5

TABLE 24—(Contd.)

Serial No.	Name of Institution (date of establishment in brackets)	No. of beds.	Total confinements.	Deaths among mothers during their stay in Homes.
H—WARD				
1	Khorsheedji Byramji Bhabha Hospital, Waterfield Road, Bandra Municipal (1939)...	85	4,941	5
2	Dr. Moses Hospital, The Home Street, East Avenue, Santacruz (1929) ...	6	10	Nil.
3	Dr. Kashibai Hospital, Swami Vivekanand Road, Santacruz (1937) ...	23	359	Nil.
4	S. M. G. Hospital J. Nehru Road, Santacruz (East), Bombry 55 (1947) ...	18	308	Nil.
5	Mandakini Maternity Home, Turner Road, Bandra (1-4-1948) ...	10	72	Nil.
6	Western Rly. Health Unit, Bandra (1-9-1938) ...	8	224	Nil.
7	Dr. Gupte's Lying in and Surgical Hospital, 81, G. B. Road, Khar, (1929) ...	12	196	1
8	Ajinkye Hospital, 11th Road, Khar, Bombay 52 (April 1968) ...	8	142	Nil.
9	Holy Family Hospital, St. Andrew's Road, Bandra, Bombay 50 (8-6-1953) ...	21	558	1
10	St. Martire's Nursing Home, 11th Street, Martires Road, Bandra, (1960) ...	18	490	Nil.
11	Smt Bhikubai Chandulal Jalandhwal Hospital, Santacruz Bombay 54 ... (Oct. 1951)	32	1,059	3
12	Dr. (Miss) Mahashweta V. Bhat's Hospital for women, 29, National Library Road, Bandra (19-4-1953)	10	59	Nil.
13	Dr. Patkar's Maternity Home, 97, Hill Road, Bandra (31-10-1932) ...	11	193	Nil.
14	Arora Lying-in-Hospital, Jai Bharat Society, Old Khar, Bombay 52 (January 1951)	8	49	Nil.
15	Mangala Maternity Home, Santacruz East, (1-5-1956) ...	7	86	Nil.
16	Homoco Maternity and Nursing Home, 15th Road, Khar, Bombay 52 ... (10-4-1952)	4	34	Nil.
17	Devi Maternity and Surgical Home, Renuka Linking Road, Bandra ...	10	101	Nil.
18	Jai Devi Maternity and Nursing Home, Dr. Ambedkar Road, Danda, Khar (23-1-1951)	7	39	Nil.
19	Municipal Maternity Home, Kherwadi, Bandra East (14-8-1954) ...	30	2,424	Nil.
20	Government Dispensary-Cum-Maternity Home, Bandra, (October 1962)...	4	162	Nil.
21	Sanjivani Maternity and Surgical Nursing Home (27-6-1965) ...	13	1,016	Nil.
22	Ahuja Maternity Home 15th Road, Khar, Bombay 52 (23-8-1964) ...	5	Nil.	Nil.
23	Lake-Side Nursing Home, L. I. C. Bldg, Bombay 50 (12-4-1964) ...	8	17	Nil.
24	Maternity and Surgical Home, 6th Road, Santacruz (East), Bombay 55 (1-7-1969) ...	6	11	Nil.
25	Surgical and Maternity Nursing Home, Nilama, 12th Road, Khar, Bombay 52. ...	4	50	Nil.
26	Durga Clinic and Maternity Home, Kalina, Santacruz (1-8-1961). ...	10	229	Nil.
27	Dr. B. V. Nerkurkar Poly & Nursing, 85, Geetha, S. V. Road, Santacruz Bombay 54.	10	4	Nil.
28	Kumar Clinic Maternity and Nursing Home, Koumar, 14A, Road, Khar, Bombay 52.	20	22	Nil.
29	Laxmi Palan Maternity and Surgical Maternity Home, 579A, Ramnagar Society, 5th Road, Khar, Bombay 52.	5	15	Nil.
30	Adarsha Maternity and Surgical Nursing Home, 482, Sahajewna, 33rd Road, Khar., Bombay 52 (13-9-1965).	6	66	Nil.
31	Smiti Nursing Home, Maheshwar Darshan, 4, S. V. Road, Santacruz West, Bombay 51, AS. (15-8-1969).	7	6	Nil.
32	New Maternity & Surgical Clinic, Gohile Cooperative Housing Society, Santacruz (East) 2-5-1968.	8	218	Nil.
33	Ajit's Maternity and Surgical Hospital, Tapcchan, 25CB, Linking Road Bandra, Bombay 50.	8	54	Nil.
H Ward—Total		442	13,215	10
K—WARD				
1	Shanti Maternity and Nursing Home, Sahar Road, Bombay 57 ...	15	565	Nil.
2	Nilima Maternity and Nursing Home, Valabhbai Road, Wes. Vile-Parle (September 1954)	11	280	Nil.
3	Tilak Maternity and Surgical Hospital, 24 Ram Mandir Road, Vile-Parle (1-6-1929)	8	180	Nil.
4	Dr. Balabhai Nanavati Hospital S. V. Road Vile-Parle (4-12-1943) ...	45	1,167	2
5	Dr. Shah's Maternity and Nursing Home, M. G. Vile Parle (East) (3-10-1947) ...	20	392	1
6	Dr. Sumitrabai Wagh Hospital Park Road, Vile-Parle (East) (1931) ...	12	111	Nil.
7	Dr. Rajadhyksha's Maternity Hospital, Andheri West (1-4-1938) ...	6	105	Nil.
8	Vrindavan General Hospital and Nursing Home, Kurla Road, Andheri (1-10-1949) ...	30	807	Nil.

TABLE 24—(Contd.)

Serial No.	Name of Institution (date of establishment in brackets)	No. of beds.	Total confinements.	Deaths among mothers during their stay in Homes.
9	Dr. Bhat's Andheri Maternity and Nursing Home, 208 S. V. Road, Andheri (1932)	3	124	Nil.
10	Laxmi Maternity Hospital, Nariman Road, Vile-Parle, (24-5-1954) ...	10	70	Nil.
11	Dr. Rajan's Maternity Home, Versova, Khoja Lane, (15-2-1958) ...	6	85	Nil.
12	Dr. Sathé's Maternity Home, Hanuman Road, Vile-Parle (East) (24-2-1958) ...	12	274	Nil.
13	Dr. Bakshi's Gynac, and Maternity Hospital, Lallubhai Park, Andheri (15-2-1957)	8	91	Nil.
14	Dhiraj Maternity and Nursing Home, Andheri East (28-2-1960) ...	10	148	Nil.
15	F. D. K. Municipal Maternity Home, S. V. Road, Andheri (1960) ...	85	5,100	2
16	St. Catherine's Home, off Versova Road, Andheri, Bombay 58 (1922) ...	7	156	Nil.
17	Dr. Joshi's Surgical and Maternity Hospital, 75, S. V. Road, Andheri (October 1952)	10	195	Nil.
18	Matoshri Umabai Rane Maternity Home, Shiv Kunj, Majas Road, Jogeshwari (East) (20-7-1962).	20	677	1
19	Mahalaxmi Maternity and General Hospital Gumpna Road, Jogeshwari, Bombay 60 (12-12-1965.)	12	171	Nil.
20	Holy Spirit Hospital, Mahakali Road, Andheri (17-1-1967)	7	78	Nil.
21	Vishwabharati Nursing Home, Joshi Lane, Andheri (West). (19-5-1968)	6	35	Nil.
22	Nandadeep Maternity and Surgical Hospital, 140/141, S. V. Road, Andheri (13-5-68).	6	146	Nil.
23	Nutan Nursing Home, Vile-Parle (East), Bombay No. 56 (12-5-1965).	12	100	Nil.
K Ward—Total		366	11,057	6
L—WARD				
1	Khan Bahadur H. K. Bhabha Hospital, Kurla, (Municipal) (1-3-1939)	36	4,511	7
2	Dr. P. J. Deshpande's Surgical and Maternity Nursing Home, Kapileshwar, 300, Lal Bahadur Shastri Marg, Kurla.	12	433	Nil.
3	Dr. Bagwe's Maternity Hospital, New Agra Road, Kurla, Bombay 70 AS.	9	188	Nil.
4	Dr. Agaste Maternity and Nursing Home, 116 Bazar Ward, M. N. Road, Kurla.	6	63	Nil.
L Ward Total		63	5,195	7
M—WARDS				
1	Chembur Municipal Maternity Home, near Chembur Naka (Municipal) (1-7-1944)...	30	3,213	4
2	Chembur Hospital, Krishna Baug, Chembur, (1-2-1959) ...	15	339	Nil.
3	Chembur Colony Dispensary, Bombay 74 (1947) ...	22	248	Nil.
4	Dr. Bhatavdekar's Nursing and Maternity Home, 203, Station Avenue, Chembur (September 1954)	10	419	Nil.
5	Mona Maternity and Nursing Home, Amar Kunj, E. M. Road, Chembur Bombay (10-6-1968)	6	84	1
6	Chembur Nursing Home, 18th Road, Chembur, Bombay 71 (1957) ...	10	176	Nil.
7	Siddh-Giri Clinic, 420 Station, Avenue Road, Chembur, Bombay 71 (26-10-1966)...	12	390	Nil.
8	Joshi Hospital, 70, Central Avenue Road, Chembur, Bombay 71 (6-9-1963)	10	124	Nil.
9	Lakshmi Maternity Home, Plot No. 213, 11th Road, Chembur, Bombay 71	15	187	Nil.
10	Receiving Centre for Beggars, Chatkopar-Mahul Road, Chembur, Bombay 71	Nil.	1	Nil.
M Ward—Total		130	5,181	5
N—WARD				
1	Shri Siddharth Maternity Home, Gandhi Nagar, A—Road, Chatkopar (11-5-1938)	6	2	Nil.
2	Bagwe Hospital, Cama Lane, Chatkopar (15-4-1951) ...	6	32	Nil.
3	Shamabai Vithaldas Khimji Maternity Home, Chatkopar (Municipal) (17-3-1935) ...	35	3,666	Nil.
4	Suburban Maternity and Nursing Home, Ratan Mahal, M. G. Road, Chatkopar (21-9-1951)	30	633	Nil.
5	Dr. (Miss) Chandra L. Shah Maternity and Nursing Home, Agra Road, Chatkopar, Bombay 76	35	727	Nil.
6	Pawai Maternity and Nursing Home, Durga Niwas, Pawai, Bombay 76 (1963) ...	9	42	Nil.
7	Chatkopar Maternity and Surgical Hospital, Jivan Jyot, Bombay 77 AS ...	52	956	Nil.
8	Sarvodaya Hospital, B. A. Road, Chatkopar (4-4-1962).	62	3,000	1
9	Shushrusha, Citizens' Cooperative Hospital, Vikhroli (16-4-1967).	11	298	1

TABLE 24—(Contd.)

Serial No.	Name of Institution (date of establishment in brackets)	No. of beds.	Total confinements.	mothers during their stay in Homes.
10	Dr. Atre Maternity Home, Plot No. 90A, Station Road, Vikhroli (West) Bombay 79. (12-12-1969).	10	2	Nil.
11	Mamata General Hospital, Vikhroli West	12	143	Nil.
12	Dr. Vinod B. Joshi's Maternity and Nursing Home, M. G. Road, Ghatkopar, Bombay 86.	10	204	Nil.
13	North Bombay Hospital, T. P. S. 60 feet Road, Ghatkopar, Bombay 77.	5	15	Nil.
14	Rajawadi Maternity and Nursing Home, Rajawadi, Ghatkopar (17-5-1964)	9	52	Nil.
15	Jyoti Maternity and Surgical Nursing Home, Vaishishtha, Ghatkopar (East), Bombay 77 (1-5-1968).	5	14	Nil.
16	Ashwini Maternity Hospital, Ambika Darshan, M. G. Road, Ghatkopar, Bombay (1-8-1966).	23	658	Nil.
17	Pant-Nagar Maternity and Surgical Hospital, near Ghatkopar Station, Bombay 75 (May 1968).	17	149	Nil.
N Ward—Total		337	10,598	2
F—WARD				
1	Dr. Velaskar's Women's Lying-in Hospital, Zakeri. Bldg, Zakaria Road, Malad West (29-1-1950)	20	396	Nil.
2	Dr. Desai's Maternity Home, Vijaykar Wadi, Silvan Villa S. V. Road, Malad, West. (4-2-1951)	18	442	1
3	Bhagwant Maternity and Nursing Home, 100 Liberty Colony, Malad West (February 1954)	12	74	Nil.
4	Dr. Chandrakant R. Joshi's Eye and Maternity Home, Goras Road, Ahilya Ashram, S. V. Road, Malad (July 1955)	25	119	Nil.
5	Malad Maternity Home, Marve Road, Malad (1926)	28	1,316	Nil.
6	Bagwe Maternity Home, Bagwe Bhuvan, Goregaon (20-7-1951)	10	172	1
7	Mrs. Nalini Patwardhan's Colony Maternity and Gynac. Hospital Jay Prakash Nagar, Goregaon (Sept. 1952)	8	86	Nil.
8	Darnay Hospital Jawahar Nagar, Goregaon West, (1949)	10	60	Nil.
9	Municipal Maternity Home behind Topiwala Charitable Dispensary Goregaon West (1-7-1964)	20	2,556	Nil.
10	Date Maternity and Nursing Home, 23 Jawahar Nagar, S. V. Road Goregaon West	15	387	1
11	Dr. Suchak's Maternity and General Hospital, Manchubhai Road, Malad East (7-8-1960)	35	916	Nil.
12	Shri S. K. Patil Arogyadham Maternity Dham, Daftary Road, Malad (1659)	8	210	Nil.
13	Family Clinic, I. N. S. Hemla, Marve Road, Malad. (1952)	2	32	Nil.
14	Satguru Sainath Maternity Home, S. V. Road, Goregaon (West).	10	122	Nil.
15	Dr. Ray's Maternity Home, 24, Jawahar Nagar, Goregaon (1963).	6	27	Nil.
16	Dr. Bhella's Maternity Hospital, 79, Jawahar Nagar, Goregaon West	15	368	Nil.
17	Patni Maternity and Gyn. & Nursing Home, 8, Jawahar Nagar, Goregaon.	22	455	Nil.
18	Dr. Kale's Maternity Hospital, 109, Jawahar Nagar Goregaon (West).	7	90	Nil.
19	Kapadia Maternity and Surgical Nursing Home, M G. Road, Goregaon West.	10	165	Nil.
20	Dr. Guriba Maternity Hospital, Mamlatdar wadi, Malad (June 1963).	10	337	Nil.
21	Shobha Maternity Home and General Hospital, Plot No. 33A, Daftari Road, Malad (East) (9-9-1968).	9	215	Nil.
22	Kalpara Maternity and Surgical Home, Daftary Road, Malad (East) (April 1968)	6	150	1
23	Dr. R. C. Joshi's Maternity Hospital, (1955).	25	119	Nil.
24	Malad Maternity Hospital, Krishna Varma Wadi, Daftary Road, Malad.	2	5	Nil.
P Ward—Total		333	8,819	4
R—WARD				
1	Pandya Maternity Home, Ekar Cross Lane, 2 Patel Road, Borivli; (3-9-1950)	12	336	Nil.
2	Bagwe Maternity Home, Tilak Road, Borivli West (28-2-1952)	12	136	Nil.
3	Sumati Maternity Home, G. B. Road, Borivli, (March 1945)	25	510	Nil.
4	Palkar Maternity Home, Opp. Rly. Station, G. B. Road, Borivli, (15-7-1953)	10	172	Nil.
5	Radhabai Dalvi Hosp. and Mat. Home, G. B. Road, Kandivli (1-1-1928)	25	520	Nil.
6	Dr. Joglekar Mat. Home, G. B. Road, Kandivli (1-1-1944)	10	72	Nil.

TABLE 24—(Contd.)

Serial No.	Name of Institution (date of establishment in brackets)	No. of beds.	Total confinements.	mothers during their stay in Homes.
7	Mehra Maternity Hospital, Bhimji Kero's Bungalow, Chandarvarkar Lane, Borivli (9-7-1950)	12	112	Nil.
8	Padhabai Dhamanmal Ishwardas Bhatia Municipal Maternity Home Irani Wadi, Mathuradas Road, Kandivli (2-4-1963)	20	945	Nil.
9	Usha Maternity Home, Shantilal Modi Road, Kandivli West ...	13	194	Nil.
10	Mahalaxmi Maternity Home, G. B. Road, Kandivli (Oct. 1966) ...	7	3	Nil.
11	Dr. Usha Hospital, Borivli (West) (8-8-1965).	15	163	Nil.
12	H. B. Municipal General Hospital, Borivli (4-2-1968).	20	1,842	1
R Ward—Total ...		181	5,005	1
T—WARD				
1	Dr. Gore's Laxmibai Mat. Hospital, M. G. Road, Mulund Aug. (1949) ...	15	315	Nil.
2	Mulund Maternity and Nursing Home, Gajanan Mansion, Mulund (1-1-1948) ...	10	216	Nil.
3	Dr. Ganatra's Maternity Home, Mulund (11-11-1951) ...	15	401	Nil.
4	Dr. Khandekar's Maternity Home, Lokmanya Tilak Road, Mulund East (Jan. 1961)	2	14	Nil.
5	Dr. Buch's Maternity Home, M. G. Road, Mulund (1-10-1965) ...	6	89	Nil.
6	Modern Maternity and Nursing Home, 68, Mulund Colony, (1-1-1961) ...	5	96	Nil.
7	Dr. M. J. Thakkar's Maternity Home, Mulund (1-5-1966) ...	12	63	Nil.
8	Nav Jiwan Maternity and Nursing Home, Mulund East, (5-6-1966) ...	11	169	Nil.
9	Dr. Bhagwat's Maternity Home, M. G. Road, Jamuna Sadan, Mulund, (Sept. 1964) ...	6	113	Nil.
10	Mulund Poly Clinic Maternity and Nursing Home, Ambedkar Road, Mulund West (1957)	6	35	Nil.
11	Shah Clinic and Maternity Hospital, J. M. Road, Bhandup (30-1-1968) ...	7	119	Nil.
12	Municipal Maternity Home, Bhandup (1-1-1964) ...	20	3,100	Nil.
13	Dr. Badwik Maternity Hospital Agra Road, Bhandup (5-8-1950) ...	12	113	1
14	Dr. Bhatia's Hospital and Maternity Nursing Home, Village Road, Bhandup (26-1-1965)	8	120	Nil.
15	Naval Hospital, Pawai, Bhandup (28-10-1964) ...	4	89	Nil.
16	India Institute of Technology, Powai, Bombay 76 (1954) ...	10	109	Nil.
17	Municipal Maternity Home, Mulund (West), Bombay 80 (21-4-1969).	30	1,475	Nil.
18	Dr. Bhatia's Hospital, "Carrey's Retreat", Village Road, Bhandup Bombay 78 (26-1-1965).	8	120	Nil.
19	Agarwal Polyclinic and Nursing Home, M. G. Road, Mulund, Bombay 80 (15-9-1969).	2	2	Nil.
20	Manasadevi T. Agarwal General Hospital, Mulund, Bombay 80.	Nil.	2	Nil.
T Ward—Total ...		189	6 750	1

TABLE 24—(Concl.)

Ward	No. of Institutions	No. of beds	No. of confinements	No. of Maternal deaths
A	17	447	8,588	15
B	10	234	5,568	9
C	8	149	2,482	1
D	56	888	13,367	8
E	16	447	15,180	9
F	49	896	30,078	42
G	44	616	14,425	5
H	33	442	13,216	10
K	23	366	11,057	6
L	4	63	5,195	7
M	10	130	5,181	5
N	17	337	10,598	2
P	24	333	8,819	4
R	12	181	5,005	1
T	20	189	6,750	1
Grand Total	343	5,718	1,55,509	125

Total births (including 5,239 still births) registered in the Greater Bombay during the year 1969 ... 1,64,810

Deaths registered as Maternal deaths during the year 1969 ... 102