



# **ADMINISTRATION REPORT**

**OF THE**

**MUNICIPAL COMMISSIONER**

**FOR**

**GREATER BOMBAY**


**For the Year 1966-67**

---

**CITY, SUBURBS AND EXTENDED SUBURBS**

---

**BOMBAY**  
**PRINTED AT THE MUNICIPAL PRINTING PRESS**  
**1968**



**MUNICIPAL HEAD OFFICES**



**ADMINISTRATION REPORT**  
**OF THE**  
**MUNICIPAL COMMISSIONER**  
**FOR**  
**GREATER BOMBAY**  
**For the Year 1966-67**

---

**CITY, SUBURBS AND EXTENDED SUBURBS**

---

## CONTENTS

	PAGE
STANDING COMMITTEE'S REVIEW OF THE REPORT	i—xxii
COMMISSIONER'S REPORT	i
<b>Accompaniments</b>	
1. GENERAL	1
Report of the Chief Complaints Officer	6A
Report of the Manager, Birla Kreedra Kendra	6A
2. FINANCIAL :—	
Report of the Chief Accountant, with Appendices	7-80
3. REVENUE :—	
Report of the Assessor and Collector	81-90
4. ELECTIONS :—	
Report of the Dy. Assessor and Collector (Octroi)	91
5. PUBLIC WORKS :—	
Report of the Dy. Project Engineer—Water Supply	93-103
6. REPORT OF THE CITY ENGINEER	105-150
7. ADMINISTRATIVE OFFICER (ESTATES)	151-163
8. WATER WORKS :—	
Report of the Hydraulic Engineer	165-188
9. FIRE BRIGADE :—	
Report of the Chief Officer	189-197
10. GARDENS :—	
Report of the Superintendent	199
11. VICTORIA AND ALBERT MUSEUMS :—	
Report of the Curator	201
12. MUNICIPAL LIBRARIES	203
13. CENTRAL STORES :—	
Report of the Controller of Stores	205-207
14. LICENCES, SHOPS AND ESTABLISHMENTS :—	
Report of the Superintendent	209-216
15. MARKETS AND SLAUGHTER HOUSES :—	
Report of the Superintendent	217-221
16. PRINTING PRESS :—	
Report of the Manager	223-225
17. SETH G. S. M. COLLEGE AND K. E. M. HOSPITAL :—	
Report of the Dean	227-244
E. N. T. HOSPITAL :—	
Report of the Asstt. Medical Officer	245-246
18. BAI YAMUNABAI L. NAIR CHARITABLE HOSPITAL AND TOPIWALA NATIONAL MEDICAL COLLEGE	247-258
19. NAIR HOSPITAL DENTAL COLLEGE	259-260
20. L. T. MUNICIPAL GENERAL HOSPITAL, SION, AND ANNAPURNABAI DESHMUKH HOSPITAL FOR WOMEN	261-265
21. GROUP OF T. B. HOSPITALS, SEWRI	267-268
22. LEGAL REPORT OF THE SOLICITOR TO CORPORATION	269
23. EDUCATION :—	
Report of the Education Officer	271-278
24. LABOUR :—	
Report of the Labour Officer	279-284
25. Public Relations Officer...	285
26. Mahatma Gandhi Memorial Olympic Swimming Pool	287
27. Report of the Administrative Officer (Enquiries)	289-291
28. Report of the Editor, the Bombay Civic Journal	293
29. Report of the Organizer and Methods Officer	295
30. PUBLIC HEALTH :—	
Report of the Executive Health Officer	297-320

**REVIEW OF THE STANDING COMMITTEE OF THE ADMINISTRATION  
REPORT OF THE MUNICIPAL COMMISSIONER FOR GREATER  
BOMBAY FOR THE YEAR 1966-67.**

---

The Administration Report submitted by the Municipal Commissioner, gives in detail the working of the various Municipal Departments for the year 1966-67.

**CORPORATION**

2. Shri S. R. Patkar was elected Mayor of Bombay for the year under report and he continued to hold that office throughout the year. Shri Taherbhoy E. Kachwalla was the Chairman of the Standing Committee, Dr. J. M. Lakhani, was the Chairman of the Improvements Committee and Shri A. M. Mandekar was the Chairman of the Education Committee for the year under report and they continued to hold their respective offices throughout the year.

**Commissioner.**

3. Shri J. H. Patwardhan held the post of Municipal Commissioner with effect from 16th April 1966 and continued throughout the year under report.

**Complaints Section.**

Complaints received from the public about repairs to buildings, water supply, drainage, sanitation, etc. Complaints were referred to the departments concerned, systematically followed up and the complainants were contacted if required in order to see that their grievances were redressed within a reasonable time. The Standing Committee feels that economy in the cost could be effected if Officers in the section are replaced by clerks.

**Birla Kreedra Kendra.**

Reservation of the Kendra by the public for various cultural activities commenced from 17th January 1966, the date from which the premises licence was granted by the Commissioner of Police. During the year under report, an amount of Rs. 64,412 was collected by way of revenue.

Documentaries and demonstrations of the electric toy trains, etc., were shown free of charge to the Municipal school children in the two halls for children.

**FINANCIAL**

4. The financial transactions have resulted in a surplus of Rs. 4,43.87 lakhs at the end of the year instead of the anticipated surplus of Rs. 1,60.63 lacs. This was due to the fact that the actual expenditure decreased by Rs. 2,55.67 lakhs over the Revised Budget Estimates while the income increased by Rs. 27.57 lakhs over the revised budgeted amount.

The Standing Committee desires that adequate care should be taken in framing the estimates so as to make them realistic and also to avoid a large number of proposals for additional grants during the year.

**Variation in Income.**

5. In preparing the Budget Estimates for the year under report, an Opening Cash Balance of Rs. 4,40.68 lakhs was estimated. On the final closing of the accounts for the previous year, the actual Opening Balance for the year under report amounted to Rs. 3,50.24 lakhs. The total income budgeted for was Rs. 33,04.90 lakhs, while the actual realizations amounted to Rs. 37,20.64 lakhs. On the expenditure side, the amount budgeted for was Rs. 32,37.72 lakhs whereas the actuals of expenditure were Rs. 32,76.76 lakhs.

**Loan Funds**

6. The Opening Balance on 1st April 1966 on account of Loan Funds excluding of Trust Funds was Rs. 1,76.05 lakhs for the City, Rs. 84.55 lakhs for the Suburbs inclusive of the Trust Funds and Rs. 24.99 lakhs for the Extended Suburbs. Loans aggregating to

Rs. 9,20.62 lakhs for the City, Rs. 1.25 lakhs for the Suburbs and Rs. 90 lakhs for the Extended Suburbs were raised during the year.

The total Loan Funds available for expenditure during the year were Rs. 10,96.71 lakhs for the City, Rs. 2,09.55 lakhs for the Suburbs and Rs. 1,15.05 lakhs for the Extended Suburbs.

The actual expenditure amounted to Rs. 10,12.14 lakhs for the City, Rs. 1,58.04 lakhs for the Suburbs and Rs. 73.37 lakhs for the Extended Suburbs on Capital Works as against the budgeted figure of Rs. 20,36.32 lakhs for the City, Rs. 3,42.84 lakhs for the Suburbs and Rs. 1,75.55 lakhs for the Extended Suburbs.

#### Sinking Funds

7. The Book Value of investments of the Sinking Fund at the close of the year amounted to Rs. 18,11.76 lakhs for the City, Rs. 4,05.29 lakhs for the Suburbs and Rs. 68.91 lakhs for the Extended Suburbs, made up of the book value of securities and the amounts in cash with the State Bank of India. Valuing the Municipal and Improvement Trust Debentures at par, the market value of the Sinking Fund Investments held on 31st March 1967 came to Rs. 17,98.47 lakhs for the City, Rs. 4,00.75 lakhs for the Suburbs and Rs. 68.91 lakhs for the Extended Suburbs. The total amount of Sinking Fund thus inclusive of the interest accrued and cash with the Bank came to Rs. 18,13.90 lakhs for the City, Rs. 4,08.31 lakhs for Suburbs and Rs. 70.06 lakhs for the Extended Suburbs, the excess in the Sinking Fund Account being Rs. 1,01.01 lakhs for the City, Rs. 17.68 lakhs for the Suburbs and Rs. 1.91 lakhs for Extended Suburbs, respectively.

#### Improvement Schemes Account, General Account, Income and Expenditure

8. The total income for the City for the year amounted to Rs. 2,05.28 lakhs against Rs. 1,88.06 lakhs for the previous year, showing a net increase of Rs. 17.22 lakhs. The main increases were in respect of (i) Rent and other proceeds of properties—Rs. 1.51 lakhs ; (2) Contribution from Municipal Corporation Rs. 4.71 lakhs, counter balanced by decreases (i) under Grant-in-Aid from Government for meeting the deficit in the General Account Rs. 10 lakhs; and (ii) Interest and profit on investment Rs. 1.47 lakhs and (iii) Miscellaneous Receipts—Rs. 0.48 lakh.

The total expenditure for the City for the year, viz., Rs. 1,98.76 lakhs as against Rs. 1,81.64 lakhs for the previous year, showed an increase of Rs. 17.12 lakhs on that of the previous year. This is made up of increase of Rs. 10.06 lakhs under maintenance of properties and streets and Rs. 7.05 lakhs under Debt Charges.

The Surplus of Rs. 6.52 lakhs in General Account is transferred to Capital Account.

#### Loan Account

The loan liability at the beginning of the year was Rs. 69,92.39 lakhs. The repayment of loan during the year was Rs. 4,03.24 lakhs of which Rs. 62.91 lakhs were repaid to Government and Rs. 2,93.79 lakhs to the debenture holders. The outstanding liability on loan account at the close of the year stood at Rs. 74,41.58 lakhs.

#### Capital Account

The year began with an Opening Balance of Rs. 67.02 lakhs. In the course of the year, receipts on account of Sale Proceeds of Lands and Buildings amounted to Rs. 2.85 lakhs and a Loan of Rs. 50 lakhs was raised. The total funds thus available were Rs. 1,19.88 lakhs. The total expenditure incurred amounted to Rs. 59.97 lakhs. The surplus in the General Account for the year which amounted to Rs. 6.52 lakhs, was transferred to the Capital Account. The unspent balance at the close of the year was Rs. 66.44 lakhs.

The actual expenditure during the year on schemes amounted to Rs. 59.97 lakhs as against the Revised Estimates of Rs. 2,05.78 lakhs including Rs. 11.30 lakhs on account of the cost of Management and Establishment.

#### Sinking Fund in Improvement Schemes Account

The amount of Sinking Fund on 31st March 1967 was Rs. 7,14.20 lakhs including cash with the State Bank of India. Valuing the Municipal and Trust debentures at par, the market value of Sinking Fund Investments at the end of the year under review amounted

to Rs. 7,15.88 lakhs. This together with interest accrued upto 31st March 1967, viz., Rs. 1.78 lakhs and cash with the State Bank of India brought the total amount of Sinking Fund to Rs. 7,17.67 lakhs against Rs. 5,74.57 lakhs, the amount to which the Sinking Fund should have accumulated at the close of the year. The excess in the fund thus amounted to Rs. 1,43.09 lakhs.

The Gross Capital Liabilities of the Improvement Schemes in the City stood at Rs. 16,29.95 lakhs at the close of the year under review and the assets at Rs. 37,13.60 lakhs including the book value of funds comprised in Schedules 'W' and 'X', resulting in a Surplus of Rs. 20,83.66 lakhs.

#### General Account, Slum Clearance—City and Suburbs

The total income during the year under Slum Clearance, City Section, amounted to Rs. 10.84 lakhs against Rs. 13.39 lakhs in the previous year showing the net decrease of Rs. 2.54 lacs. This is made up of increase of Rs. 0.19 lacs under Rent and other proceeds of properties and decrease Rs. 2.73 lacs under Interest and Profits on investment.

The expenditure on this account during the year amounted to Rs. 19.71 lacs consisting of Rs. 7.26 lacs on Maintenance of Properties and Streets and Rs. 12.45 lacs on Debt Charges resulting in a deficit of Rs. 8.86 lacs at the close of the year which was made good from the Capital Account.

The total income during the year under Slum Clearance, Suburban Section, amounted to Rs. 2.89 lacs as against Rs. 1.67 lacs in the previous year showing a net increase of Rs. 1.22 lacs. This is made up of increase of Rs. 1.13 lacs under Rent and other proceeds of Properties, and Rs. 0.9 lakhs under interest and profits on investment.

The expenditure during the year on this account amounted to Rs. 7.17 lakhs made up of Rs. 0.91 lakh under maintenance of Properties and Streets and Rs. 6.26 lakhs under Debt Charges. The net deficit of Rs. 4.28 lakhs was transferred to Capital Account.

#### Capital Account, Slum Clearance—City.

The Opening Balance under Capital Account, Slum Clearance, City, on 1st April 1966 was Rs. 14.93 lakhs. An amount of Rs. 9.27 lakhs was received from Government as loan and Rs. 12.24 lacs as grant-in-aid. Thus the total funds available for expenditure amounted to Rs. 86.44 lakhs, against which the expenditure incurred during the year amounted to Rs. 19.04 lakhs. The deficit in the General Account amounting to Rs. 8.86 lacs was transferred to Capital Account and Rs. 3.07 lakhs received in excess as Loan during 1959-60 were transferred to Suburb's Capital Account. The unspent balance at the close of the year stood at Rs. 55.47 lakhs.

#### Capital Account, Slum Clearance—Suburbs.

The Opening Balance under Capital Account, Slum Clearance, Suburbs, on 1st April 1966 was Rs. 22.87 lakhs. Rs. 2.47 lakhs were received from Government as loan, an amount of Rs. 0.62 lakh was received as sale proceeds of Lands and Buildings and Rs. 3.63 lacs as subsidy and Rs. 3.07 lakhs was transferred from the City Capital Account. A loan of Rs. 50 lakhs was raised from public. The total funds available for expenditure thus amounted to Rs. 82.65 lakhs against which expenditure incurred during the year amounted to Rs. 53.25 lakhs and deficit in the General Account amounting to Rs. 82.65 lakhs was met out of the Capital Account leaving an unspent balance of Rs. 25.12 lakhs.

The Standing Committee is much concerned to find such huge surplus under Slum Clearance Account of the Suburban areas especially as the Suburban areas which came under the control of the Corporation only a few years back are much backward and are in a great need of planned development. The slum areas in Suburbs require immediate attention in order that the evil of slum life is eradicated from these areas before it takes a gigantic form as in the City today. In this context, huge surplus balance under this account is not at all a healthy sign and indicates want of necessary foresight in City Planning and Development on the part of the executive. The Standing Committee, therefore, desires to alert the Executive in proper time and hope that the executive will be more vigilant and resourceful to spend all available funds under this account in years to come.

#### Education Fund.

9. The actual income for the year amounted to Rs. 5,96.99 lakhs resulting in an increase of Rs. 39.34 lakhs on the Budget Estimates and an increase of Rs. 1.26 lakhs on the Revised Estimates. The rate of Education Cess was 2½ per cent. of rateable value on

buildings and lands, the rateable value of each of which was not less than Rs. 300 per annum and 2 per cent. of the rateable value on buildings and lands, the rateable value of each of which was less than Rs. 300 per annum but not less than Rs. 75 per annum.

That total expenditure for the year amounted to Rs. 6,02.77 lakhs against the Budget Estimates of Rs. 6,09.17 lakhs.

The Opening Balance on account of Loan Funds excluding Trust Funds on 1st April 1966 was Rs. 84.09 lakhs. A new loan of Rs. 100 lakhs was proposed for 1966-67 but actually a loan of Rs. 50 lakhs was raised during the year. The total loan funds thus available amounted to Rs. 1,34.09 lakhs against which expenditure booked on loan funds amounted to Rs. 34.61 lakhs. An advance for purchase of furniture for new school buildings amounted to Rs. 61,424.7 lakhs out of which Rs. 4.60 lakhs were recouped. The closing balance at the end of the year in loan funds amounted to Rs. 1,03.45 lakhs.

The percentage of actual expenditure on Loan Works to the Loan Funds available was 26. The Standing Committee again note with concern the Executive's inability to expend the loan amounts sanctioned by the Corporation within the scheduled limit and hope that more strenuous efforts will be put in to augment the Loan Works Programme especially as a large number of Municipal schools is located in private premises which are quite unsuitable for imparting instruction and further as the accommodation is insufficient to provide for the increasing number of pupils seeking admission to our schools and as a result whereof quite a large number of our schools are forced to meet in two shifts.

#### Taxation, Demands, Collection and Outstanding.

10. During the year under report, the rates of taxation in the City, Suburbs and Extended Suburbs remained the same as in the previous year. The rates of taxation thus stood as follows :—

General Tax (including Fire Tax) at 24.75 per cent. Water Tax at 4.50 per cent. and Halalkhore Tax at 3.50 per cent. Tax on vehicles and animals was levied at the maximum rates mentioned in Schedule 'G' of the Bombay Municipal Corporation Act. Rates charged for the supply of water by meter measurement ranged between Rs. 1.70 to Rs. 5.50 per 10,000 litres according to the class of properties.

Education Cess was levied at a graduated scale. No Education Cess was levied on Properties having a rateable value below Rs. 75. The demand in respect of this cess in the City, Suburbs and Extended Suburbs was for Rs. 67,41,262.84, 56,33,521.72 and 18,84,704.52 with the collection amounted to Rs. 52,21,325.74, 27,78,153.52 and 8,76,347.29.

On the Assessment Register at the close of the year, there were 77,469, 70,065 and 31,459 properties in the City, Suburbs and Extended Suburbs, respectively. 73,790 properties in the City, 67,675 in the Suburbs and 30,508 in the Extended Suburbs were assessed to General Tax, while 1,864 properties in the City, 2,390 in the Suburbs and 951 in the Extended Suburbs were exempted from the General Tax, under Section 143(1)(a) and (b) of the Bombay Municipal Corporation Act, while the Municipal properties exempted from the General Tax numbered 1,815.

The number of properties accounted for as newly erected, demolished and enlarged during the year was 2,013,346 and 1,094, respectively, the corresponding figures for the preceding year being 3,180,605 and 1,064. The figures for Suburbs and Extended Suburbs stood at 3,922, 3,511 and 286 and 1,544, 1,449 and 307, respectively.

The rateable value of all properties in the City on 31st March 1967 was Rs. 38,85,93,154 in the City, Rs. 15,10,10,810 in the Suburbs and Rs. 4,84,61,395 in the Extended Suburbs as against Rs. 37,02,74,639, Rs. 13,36,48,380 and Rs. 4,22,35,308 in the preceding year. It worked, out to Rs. 140.19, 145.73 and Rs. 140.96 per head of population as per the census of 1961 against Rs. 133.58, Rs. 128.99 and Rs. 122.88 in the preceding year.

Wheel tax in respect of hack-victorias, labour carts and hand carts was levied at Rs. 100, Rs. 35 and Rs .6, respectively.

The total number of bills in respect of property taxes and wheel tax issued during the year was 1,39,855 and 2,74,508 respectively for the City, 1,40,978 and 51,725 for the Suburbs and 63,439 and 9,548 for the Extended Suburbs. The total number of bills for water charges by meter measurement issued during the year by the Hydraulic Engineer was 37,756 for the City, 53,288 for the Suburbs and 18,363 for the Extended Suburbs. As regards property taxes, out of the net demand of Rs. 20,20,03,227 an amount of Rs. 19,00,67,954 was collected



leaving the amount of Rs. 1,19,35,273 as outstanding, percentage of which to net demand comes to 18.96 for the City ; the figures for Suburbs for net demand and collection stood at Rs. 10,23,76,369 and Rs. 8,68,32,318 leaving the balance at Rs. 1,55,44,051 and percentage at 63.20. The net demand and collection in the Extended Suburbs stood at Rs. 2,74,55,004 and Rs. 2,11,85,447 leaving the balance at Rs. 62,69,557 and percentage at 61.56.

In the case of Wheel tax in the City, the net demand was for Rs. 2,02,90,856 and the amount collected was Rs. 74,93,443, thus leaving an amount of Rs. 1,27,97,413 as outstanding, the percentage of which to net demand comes to 63.04. As regards Suburbs and Extended Suburbs, the net demand was Rs. 17,86,730 and Rs. 3,00,461 the collection at Rs. 7,09,050 and Rs. 1,37,982 and the percentage at 60.30 and 54.07, respectively.

2,071 complaints under Section 167 of the Act against the rateable values amounting to Rs. 3,40,76,214 and 1,831 complaints under Section 162 against the value amounting to Rs. 2,81,54,518 were disposed of during the year under report. The total number of complaints in the Suburbs and Extended Suburbs under the aforesaid Sections was 4,067 and 1,919, respectively.

#### The Urban Immovable Property Tax.

This tax was abolished from 1st April 1963. The arrears of the tax on 1st April 1966 were Rs. 15,98,658.97, Rs. 8,97,835.41 and Rs. 6,84,043.53 for the City, Suburbs and Extended Suburbs, respectively. Out of this amount, a sum of Rs. 17,28,711.56, Rs. 1,87,148.77 and Rs. 1,09,174.98, was collected.

The Standing Committee has expressed anxiety about the huge arrears of taxes due from Government and public bodies and desire that ways and means should be found out to recover in advance at least three fourths of the taxes due in case the claim is disputed.

#### Theatre Tax.

11. There were in all 40 Class I and 20 Class II Cinema Theatres in the City and 26 and 8 Cinema Theatres in Suburbs and Extended Suburbs, respectively, out of which 16 and 3 were Class I Cinema Theatres and the remaining were Class II Cinema Theatres. The tax was generally received regularly. Theatre Tax was also recovered in respect of various dramatic performances, dances, variety entertainments, etc., held at various places in Greater Bombay where admission was on payment.

The rates of Theatre Tax for the year under report were Rs. 10 per show for Class I Cinema Theatres, Rs. 7 per show for Class II Cinema Theatres, Rs. 7 per show for Drama, Concert, Variety Entertainment or Tamasha, Rs. 10 per day for Circus, Carnival or Fete and Rs. 7 per show for any other entertainment. The total income derived by way of Theatre Tax during the year under report was Rs. 7,51,565 in the City, Rs. 2,08,540.70 in the Suburbs and Rs. 81,397.20 in the Extended Suburbs.

Exemption from payment of Theatre Tax was granted to such Cinema shows, performances, etc., as were held in aid of bonafide charities or directed towards advancement of cultural or educational activities and exempted from payment of Entertainment Duty leviable by the Commissioner of Police under the Bombay Entertainments Duty Act, 1923.

The Standing Committee note with concern the high persistent percentage of outstanding and hope that vigorous efforts will be made and if necessary, the collection machinery remodelled in order to reduce the outstandings to the minimum possible extent as the revenue collection is the mainstay of Municipal finance and hence also of the Civic Administration of this great City.

#### OCTROI.

12. The same rates of Octroi as specified in the Octroi Schedule 'H' to the B.M.C. Act as amended, continued for the year under report. However entry 22 of the Octroi Schedule was amended under the provisions of Maharashtra Act XXVII of 1966 to effect a change in the Sub-Clauses of the entry and without revising the rate of Octroi. The Corporation also revised the rates of Octroi on 30-1-1967, on Calves to 50 paise per head under their Resolution No. 1603, the effect to the above amendments was given from 1-4-1967. The gross collections from Octroi during the year amounted to 11,91,32,931 lakhs as against Rs. 7.37 lakhs from the Octroi in the preceding year. The amount refunded during the year under review was Rs. 1,25,77, lakhs as against Rs. 64.65 lakhs, in the previous year. Octroi gave a net revenue of about Rs. 49,315 lakhs as against Rs. 64.65 lakhs given by Octroi in the previous year. The total number of claims for refund was 59,334 as against 49,315 in the previous year.

Fees for stamping sugar bags, tea cases, etc., amounted to Rs. 14.27 lakhs against Rs. 18.07 lakhs in the preceding year.

### Elections.

13. As per the provisions of the B.M.C. Act, relating to Election amended under the provisions of the Maharashtra Act No. VIII of 1965, the next Municipal General Elections, are to be held early in 1968 on the basis of 140 single member constituencies.

### VAITERNA-CUM-TANSA SCHEME.

14. Further awards for compensation for acquisition of lands in connection with the major works of the Scheme amounting to Rs. 1,96,880 were declared by the Acquisition Officers.

### MASTER PLAN FOR THE DISTRIBUTION OF WATER SUPPLY.

Worli Hill Reservoir was commissioned during the year and the work of construction of the Golanji Hill Reservoir was also completed.

**Dahisar River Project.**—Detailed plans and estimates for construction of dam and its appurtenant works along with a detailed project report were submitted to Corporation. While the tenders were under scrutiny the Government advised the Corporation to postpone the project for the present.

**Upper Vaiterna Scheme.**—Contracts for preparing formation for pipeline were awarded and the works are in progress.

The progress of the work in connection with Reservoir at Rawli Hill, Powai Hill, Pali Hill, Trombay Hill, Ghatkopar Hill, Veravali Hill was not as per Schedule.

The Irrigation and Power Department of the Government of Maharashtra prepared a detailed report on Bhatsai River Project. A three-man appraisal team from World Bank from whom loan has been sought for implementing the Project, inspected various sites of the Project and further investigations were made by the Consultants appointed by the State Government. Final report indicating the agency of implementing the Project is awaited.

The Standing Committee desire that all the Reservoirs should be completed and commissioned expeditiously in order to ensure equitable distribution of water supply and avoid hardships to citizens receiving supply, at odd hours at present.

The Government of Maharashtra permitted the Corporation to draw surplus water from Ulhas River. The Corporation approved the Scheme at a total cost of Rs. 2,88,70,000 which consists of pumping about 20 m.g.p.d. of raw water from Ulhas River. 67 acres of land required for the scheme was taken over by the Corporation from the Collector of Thana District.

### Planning Section, Public Works.

15. The Architectural Planning Branch for the City, Suburbs and Extended Suburbs prepared in all 79 Plans, 9 Block Estimates and 55-Detailed Estimates costing Rs. 1,38,09,850 lacs and Rs. 2,26,24,523 lacs, respectively.

### Municipal Properties.

16. The total number of properties both Municipal and *ex-Trust* maintained by the Maintenance Branch during the year was 13,712 as against 3,680 in the previous year. The amount spent on 497 buildings in the Suburbs and 158 in the Extended Suburbs for such works was Rs. 5,87,423 and Rs. 1,99,815, respectively. The work of upkeep and maintenance of buildings including school buildings was carried out partly by contracts and partly by departmental agency at a cost of about Rs. 33.44 lacs in the City and Rs. 9.07 lacs in the Suburbs and Extended Suburbs.

### Construction.

During the year under report works estimated to cost Rs. 2,93.62 lacs were completed. Works estimated to cost Rs. 1,010.08 lacs were in progress.

### Private Buildings.

17. During the year, 1,369 applications were received for the construction of new buildings or additions and alterations to the existing ones. The total number of new buildings constructed by private enterprise during the year was 203 of which 94 were residential and 109 non-residential; 21 buildings were constructed by Co-operative Societies. If proper

encouragement and guidance is given, the Standing Committee is confident that the Co-operative Housing will be of great help in solving the baffling housing problem. The Standing Committee is of the view that if incentive is given in the form of concession in taxes, it would serve as an impetus for building activities.

In the case of dilapidated houses, the issue of notices and launching of prosecutions continued as before. In all 10,372 notices were issued for repairs and/or removal of unsafe buildings. In deserving cases, where the owners resorted to delaying tactics or refused to comply with Municipal requisitions, authorisations under Section 499 of the Act, were given to tenants to carry out repair works and to recover reasonable expenses incurred by them from the rents. In 144 cases such authorities were given during the year as against 130 in the previous year and 2,214 tenants took advantage of it.

In 298 cases, departmental action had to be taken to pull down unsafe portions of buildings in the interest of public safety, as the owners failed to comply with the Municipal Requisitions meeting the cost in the first instance from the special provision made for the purpose in the Budget and an expenditure of Rs. 63,887 was incurred therefor.

During the year, 97 buildings or portions thereof collapsed. The total number of persons injured was 68 and those killed was 11. The estimated damage to property was Rs. 3.50 lacs.

#### Slum Clearance, Housing and Land Acquisition.

18. The various works under the Slum Clearance Schemes during the year were in progress.

*Clearance of Municipal Slums.*—By the end of the year, 13 Slums were cleared and redeveloped. Clearance and re-development of 5 slums in stages was in progress.

*Tenements under the Government of India's subsidised Slum Clearance Scheme.*—Under the Scheme, 6,516 tenements were sanctioned. Out of these, no tenements were completed during the year, bringing the total number of tenements completed upto 31st March 1967 to 3,875. Construction of 1,232 tenements was in progress on 31st March 1967.

*Financial Assistance from Government under subsidised Slum Clearance Schemes.*—The Corporation have received Rs. 11.74 lacs by way of loan and Rs. 15.87 lacs by way of subsidy from the Government during the year under report. The Corporation has thus so far received Rs. 1,04.95 lacs by way of loan and Rs. 1,29.22 lacs by way of subsidy upto 1st March 1967.

Six projects of Slum Clearance Scheme of total outlay of Rs. 116.688 lacs envisaging construction of 1,786 tenements in Greater Bombay were formulated and forwarded to Government for their sanction and Government sanction to this programme has since been received. The work in respect of 1,328 tenements was started, 120 tenements were completed, 700 tenements were in progress and 508 tenements were not taken up for various reasons during the year under report.

#### Drainage and Sewerage.

19. *Dadar Purification Works.*—The Sewage Purification works at Dadar functioned satisfactorily throughout the year under report. The total quantity of sewage received at the Plant during the year was 6,317.76 Million Gallons *i.e.*, an average of 17.30 M. G. per day. The total quantity of sludge gas generated during the year was 7,74,77,000 C. ft. The total revenue realised during the year by sale of gas amounted to Rs. 2,21,504 as against Rs. 2,27,602 during the previous year.

#### Love Grove Pumping Station and Purification Works.

The working of the old and new pumping stations was satisfactory during the year under report.

#### Dharavi Purification Works.

The Sewage Purification Plant worked normally. The revenue realised from the sale of gas supply amounted to Rs. 24,000 approximately.

#### Pumping and Compressor Stations and Ejectors.

The sewerage system of the City depends upon the satisfactory working of Pumping and Compressor Stations. Sewage from the sewerage system of the City was pumped through all pumping stations.

The work of laying sewers in various parts of the Suburbs and Extended Suburbs was in progress.

#### Transport.

20. During the year, 5,615 motor vehicles and 447 trailers (including Suburban fleet) were in commission.

The transport fleet for the removal of refuse consisted of 244 vehicles of different types. As this fleet was not sufficient to cope up with the daily output of refuse, extra vehicles from the Maharashtra State Transport Corporation and also from private agency had to be requisitioned for the removal of refuse. The average collection of refuse in the City worked out to 1,750 tons per day. The Standing Committee has noticed that the vehicles are not kept in proper condition and transport services often breakdown at inspections, and during delivery of agenda etc. papers to Councillors, etc.

#### Repairs and Maintenance of Roads and Footpaths.

21. The total mileage of roads in the City, Suburbs and Extended Suburbs at the end of the year was 93,919, 174.00 and 111.64, respectively.

The work of maintenance of roads and footpaths was generally satisfactory throughout the year.

The number of street lights increased from 15,304 to 16,987 in the City, 9,260 to 9,821 in the Suburbs and from 2,884 to 3,329 in the Extended Suburbs at an expenditure of Rs. 48,00,000 and Rs. 3,11,869, respectively.

The lighting of 7 roads was improved with HPMV lamps under the 'All-in-Hire Scheme' and 22 roads were improved with Fluorescent lamps under All-in-hire rate. 8 roads were provided with new lighting arrangements.

#### Removal of Town Refuse.

22. As in the past a major portion of the City refuse was transported to Deonar for disposal.

The total number of wagons sent to Deonar during the year under report was 22,696 as against 23,485 during the preceding year.

As the number of Municipal wagons was insufficient to transport the huge quantity of city refuse, 61 wagons were taken on hire from Western Railway during the year at the charges of Rs. 4.50 per wagon per day.

The cost of maintenance of Mahalaxmi and Chembur Siding was Rs. 25,485.

#### Town Planning Schemes.

23. No progress was made in case of Town Planning Scheme, Bombay City No. I (Mandvi and Elphinstone Estate). No alternative accommodation could be provided to tenants likely to be affected.

The implementation of Town Planning Scheme, Bombay City No. IV (Mahim Area) was in progress.

Some were at arbitration stage.

In the year under reference Special Consulting Surveyor appointed by the State Government to scrutinize the development plans for K, H, P, M and L Wards for Suburban Areas and all Wards of the City Proper along with the Development Control Rules and the Development Plan of Greater Bombay with Development Control Rules with various modifications was finally sanctioned by the State Government on 7th January 1967. The implementation of the sanctioned development plan was proceeded with the Development Control Rules were got printed and circulated. Copies of the Development Plan for various Wards in the City and the Suburban Areas are being prepared for the purpose of printing them for circulation and sale amongst the members of the public.

#### Conservancy.

24. Roads, footpaths and house gullies were swept twice daily. House gullies were flushed and roads were brushed and scrapped whenever necessary. The Standing Committee is of the opinion that the work of Sweeping roads should be completed early in the morning and steps must be taken to mechanize the service as far as possible. The total refuse collected and removed by engaging stationary as well as mobile traction was 6,38,750 tons in the City, 1,38,020 tons in Suburbs and the Extended Suburbs.

1,056 Actions were taken in Suburbs and Extended Suburbs under the Municipal Act and the Bombay City Police Act during the year for committing nuisance by throwing refuse in the streets or public places or fouling roads by urinating, etc.

There were in all 1,153 privy seats in the City. The work of removal of night-soil was attended to regularly by 5 cesspool lorries.

There were 158 public sanitary conveniences in the Suburbs and Extended Suburbs.

The number of basket privies existing was 10,682 as against 11,169 during the previous year. The reduction is due to the progress of sewerage schemes. In addition there were 4,071 cesspools.

*Control of Stray Dogs.*—31,004 stray dogs were caught and destroyed. The total income by way of dog licensing fees, etc., in the City was Rs. 55,172.45 as against Rs. 54,617.73 in the previous year.

The work of immunizing the milch cattle against Rinder Pest was continued and 45,599 milch cattle were inoculated as against 31,809 in the previous year. No cases of Rinder Pest were detected during the year.

In addition to the above, the Conservancy Branch also rendered special conservancy and halalkhore services to various circuses, exhibitions, fairs etc., in the City realising thereby Rs. 3,78,044.08. Besides Rs. 1,05,867 were paid by Government for services rendered for cleansing Government foreshores.

11,329 different kinds of tests were made by the Municipal Material Testing Laboratory during the year.

The Municipal Hot Mix Asphalt Plant at Worli worked for 275 days and remained closed for 90 days on account of rainy season. The number of boxes and tonnage turned out by the main plant and pegson plants were 34,041 boxes and 7,548 boxes, respectively.

The Crushers at Worli and Sewri worked satisfactorily during the year. The total output was 2,569 brass as against 3,248 brass in the previous year.

#### ESTATE AND LAND MANAGEMENT.

25. The Department continued to look after the work of preparation of layouts, etc., as before. There were no changes in the layout of *ex-Trusts* Estates.

The undeveloped land at present with the Corporation is approximately 494 acres which covers the land at Dharavi Scheme 56.

No plots in Municipal Scheme have been disposed of in the year 1966-67.

The total area available for disposal in Municipal laid out schemes on 1st April 1967 was about 3,182.30 sq. meters, but the same is required for Municipal purposes, and therefore, area available for disposal is nil.

The total number of plots disposed of upto the end of 1965-66 was admeasuring 16,557.05 sq. meters and valued at Rs. 4,200.

The amount received by way of commutation of ground rent and premium etc., during the year was Rs. 3,33,114 as against Rs. 4.20 lacs in the preceding year.

The collection on account of rents from the permanent chawls during the year amounted to Rs. 22,05,251. The revenue actually collected on account of rents in respect of S. P. Sheds came to Rs. 17,59,058. The figures in respect of slum clearance tenements and acquired premises stood at Rs. 14,50,122 and Rs. 10,57,923, respectively.

500 tenements were constructed at Falkland Road, Haines Road, Ghatkopar and Santacruz, during the year under Slum Clearance Scheme.

The recoveries of rent in the Squatters' Colonies at Mankhurd and Jogeshwari were Rs. 40,308 and Rs. 48,973 against the demand including the arrears of Rs. 14,90,118 and Rs. 4,49,252, respectively, and at Palton Road Dormitory amounted to Rs. 51,745, during the year.

During the year under review, the demand and recovery of taxes aggregated to Rs. 90,894 and Rs. 42,766, respectively. The arrears due for collection at the close of the year stood at Rs. 6,43,320.

The construction of Industrial Estates has been taken by the Corporation for rehabilitation of Industrial Units required to be shifted from the lands required for Municipal purposes. At the Clarke Road Industrial Estates 28 galleys for Industrial Estates were completed during the year.

Corporation have now permitted enclosures of open galleries or otlas free of charge.

Corporation used to charge the encroachment in the compulsory open spaces on pro-rata basis while the additional floors were charged at flat rate fixed by the Improvements Committee. However the Corporation have now decided to charge encroachments and additional floors alike on flat rates.

Corporation have now decided not to charge monsoon shelters on the private properties and on Municipal lands.

The Corporation have now permitted that any garage on municipal plot could be freely used for an ironing shop.

### WATER SUPPLY.

26. The Tansa, Vaitarna, Vehar and Tulsi Lakes were the principal sources of the City's water supply.

The average daily supply to Greater Bombay during the year under report was about 917.86 mega litres as against 976.23 mega litres in the previous year. During the year, the quantity of water supplied to Greater Bombay was 3,35,033.55 mega litres as against 3,56,324.94 mega litres in the preceding year. Supply to the Thana Municipality, etc., was 5,232 mega litres as against 4,507.75 mega litres in the previous year. Total quantity of water supplied to bodies outside the limits of Greater Bombay was 11,789.00 mega litres as against 7,313.83 mega litres in the preceding year. Of the total supply to Greater Bombay, a quantity of 2,06,113.65 mega litres or 1154.19 per cent. was for domestic purposes as against 1,63,615.05 mega litres or 61.48 per cent. in the previous year. The average daily supply for all purposes per head in Greater Bombay was 187.20 litres, while that for domestic purposes only worked out to 61.52 litres. Percentage of total supply for domestic and other purposes worked out at 61.52 and 23.48, respectively.

The water from Powai Lake was used for non-potable purposes, viz., Irrigation and Aarey Colony stables.

The total number of water connections was 83,951 in the City, 26,650 in the Suburbs and 78,04 in the Extended Suburbs and new connections given were, respectively, 3,403, 2,198 and 884. The total number of meters maintained was 21,119. 456 metered stand pipes were given during the year. The total number of stand-pipes in the Suburbs and Extended Suburbs was 1,288.

As per the order of the Government of Maharashtra, No. IDC/2465-61144-IND/I of 16-10-1965, the work of fixing the quotas of water for each major industry was taken in hand. Quotas of 850 major industries were fixed till the end of the year.

The number of complaints about short supply, etc., were 38,676, 9,209 and 2,845 in the City, Suburbs and Extended Suburbs, respectively.

302 new properties were metered in the City during the year. The total revenue derived from water supply by meter measurement was Rs. 4,06,29,714 for the City as against Rs. 4,08,12,795.05 during the previous year. The total revenue collected from Suburbs by way of meter hire in initial stages was Rs. 20,000 and that from supply of water by meter measurement about Rs. 4,30,855. An amount of Rs. 10,03,318 was recovered by way of charges. The figures for Extended Suburbs for these items are Rs. 15,855, Rs. 11,02,792 and Rs. 1,80,879, respectively.

With the creation of new ward offices the work of distribution and maintenance was decentralised and the same was entrusted to Assistant Engineers for each of the Wards.

36 Areas of City and Suburbs experiencing extreme shortage of water supply were studied and boosting stations were provided during the year.

The Standing Committee, however, feel that further steps are required to be taken to ensure equitable distribution of water till resources are adequately augmented.

#### Fire Brigade Department.

27. During the year, the total number of Fire Stations was 14, viz., 11 in the City proper and 3 in the Suburbs as in the previous year.

The Fire Brigade received during the year 3,182 calls (including City, Suburbs and Extended Suburbs) as against 3,251 calls during the preceding year. Out of these 1,755 calls were for actual fires as against 1,752 calls during the preceding year. 484 calls were false alarms of which as many as 254 were due to malicious interference with street fire alarms as against 188 in the preceding year. 654 calls as against 716 in the preceding year were for special services, such as, house collapses, rescue works, etc. Four persons were handed over to the Police for giving malicious calls.

The City was served by 213 fire alarm posts (including 98 private ones).

There were 14 serious fires during the year. The estimated total loss to property damaged by fire was about Rs. 95,76,772 lakhs as against Rs. 1,11,20 lakhs during the previous year. The value of the insurance of properties affected by fire was about Rs. 78,28,420, as against Rs. 1,10,00,000 during the previous year and the total value of the property involved was worth Rs. 53.35 crores as against Rs. 18 crores in the preceding year.

During the year 36 persons lost their lives due to burns of which 18 were men and 18 women. 108 persons received minor injuries and 4 persons lost their lives in 179 incidents of house collapses during the year.

The approximate quantity of water used in extinguishing fires was 41,27,013 gallons out of which 19,22,755 gallons were drawn from Municipal mains, and the rest from the sea, wells, ponds, etc.

The total number of calls within the limits of Greater Bombay received during the year was 8,205 of which 1,416 were for accidents, 1,716 for maternity cases and 5,051 for hire cases.

First-Aid was rendered by the Ambulance staff on 246 occasions as against 376 occasions in the previous year.

The annual maintenance cost of the Fire Brigade Department including the ambulance service but excluding the supervision charges and Provident Fund, Pension, and proportion of general supervision and revenue and debt charges, etc., was Rs. 30,83,238.19 as against Rs. 24,03,774.46 in the preceding year.

In accordance with Government orders, Fire Brigade Department continued to be under the control of the Director of Civil Defence and Fire Adviser to the Government of Maharashtra.

The personnel of Fire Brigade rendered emergency service to the victims of two train accidents of serious nature on 13th and 28th June 1966 at Matunga and Wadala Railway Stations. respectively.

#### PUBLIC GARDENS.

28. During the year under report, the Department maintained 218 sites for public recreation, including 54 Gardens, 3 Fountains, 8 Band Stands, 8 Traffic Islands, 6 Open Spaces, 77 Recreation grounds, 3 Statues and 5 Box Hedges in the City, 39 Gardens, 2 Playgrounds, 1 Band Stand and 1 Traffic Island in Suburbs and 10 Gardens in the Extended Suburbs. During the year, development of 9 new sites into gardens and recreation grounds was undertaken, and development of 3 new sites into gardens was under progress at the end of the year under report.

During the year, 186 wild animals, birds and reptiles were treated in the Zoo Hospital and 144 specimens of pathobacteriological interest were examined. The total livestock in the Zoo was 962.

The total expenditure in all gardens and recreation sites in Greater Bombay was Rs. 13,43,429 as against an income of Rs. 2,82,277 including nominal entrance fee of 5 paise per adult introduced from 18th April 1966.

The Standing Committee feels that much improvement is needed to improve the Gardens and recreation sites in Greater Bombay and development of sites reserved in the Development Plan should be undertaken as early as possible.

s **Victoria and Albert Museum.**

29. The Museum was kept open to the public for 304 days as against 305 days in the preceding year. The total number of visitors during the year was 6.55 lacs as against 7.08 lacs in the preceding year.

The amount realised by the levy of admission fee was Rs. 16,205 as against Rs. 17,180 in the preceding year. The total expenditure on the maintenance of the Museum during the year was over Rs. 40 lakhs as against nearly 45 lakhs during the preceding year.

**Municipal Free Reading Rooms and Libraries.**

30. As per Corporation Resolution No. 114, dated the 24th May 1965, 14 Municipal Free Reading Rooms and Libraries out of 22 in Greater Bombay were handed over to the Mumbai Marathi Grantha Sangrahalaya for management. The total number of new books purchased in Libraries in the City and Suburbs was 1,500 and 432 and the number of visitors to the Reading Rooms and Libraries in the respective areas was 2.40 lacs, and 0.35 as against 3.45 lacs in the City and 0.80 lacs in the Suburbs during the preceding year. The income from the Libraries and Reading Rooms in the City and Suburbs stood at Rs. 481, Rs. 209, respectively.

**Central Stores.**

31. Tenders were invited for the purchase of stores during the year in 216 cases as against 222 in the previous year and the number of contracts entered into for the various scheduled articles was 262 as against 291 in the preceding year. The value of stores and other materials purchased including articles received from other Departments on Return Stores Mema, during the year amounted to Rs. 184.75 lacs as against Rs. 141.08 lacs in the previous year.

During the year about 10,711 Metric tons of cement worth about Rs. 20.96 lacs were purchased. Likewise 3,647 M. Tons of Iron materials worth about Rs. 33.02 lacs, 24,838 Meters of Galvd. Iron pipes worth about Rs. 1.32 lacs and 3,94,408 Meters of cloth worth about Rs. 5.14 lacs were purchased. Similarly the Department also purchased 3,742 quintal of wheat and rice for various Municipal Hospitals and Maternity Homes worth about Rs. 2.43 lacs. There were about 25 tenders for dietary articles amounting to Rs. 28.87 lacs approximately.

4,724 orders for the purchase of stores against 5,210 in the preceding year were placed with contractors and other dealers. Against these purchases and stock on hand, the consuming departments submitted 26,815 indents and Sales Mema. as against 25,630 in the preceding year. The total turnover of the department, viz., Receipts and Issues of stores during the year was Rs. 327.43 lacs as against Rs. 250.67 lacs in the preceding year. At the close of the year, the department had on hand stores of the value of Rs. 138.52 lacs against Rs. 96.46 lacs in the preceding year.

The total amount realised by the sale of unserviceable articles through private offers including mixed scrap amounted to Rs. 2.08 lacs as against Rs. 2.70 lacs in the preceding years.

**LICENCE DEPARTMENT.**

32. During the year the amount collected by way of licence fees, permit fees and transfer fees was Rs. 45.52 lacs.

From the permits issued for exhibiting sky signs, advertisements, etc., the total revenue realised was Rs. 7.51 lacs in the city, Rs. 1.83 lacs in Suburbs and Rs. 0.44 lac in Extended Suburbs the corresponding figures for the last year being Rs. 5.75 lacs in the City, Rs. 1.85 lacs in the Suburbs and Rs. 0.45 lac in the Extended Suburbs.

The Department instituted 2,534 cases in the City, 517 cases in the Suburbs and 1,334 cases in the Extended Suburbs for offences under Sections 328, 328A, 394 and 412A of the Bombay Municipal Corporation Act. The total amount of fines inflicted was Rs. 1,52,911 in the City, Rs. 1,03,593 in the Suburbs and Rs. 46,632 in the Extended Suburbs.

The number of squatters' and hawkers' licences issued were 69,860 in the City, 11,842 in the Suburbs and 331 in the Extended Suburbs. The amount realised therefrom was Rs. 13,29,480 for the City, Rs. 3,38,922 for the Suburbs and Rs. 50,942 for the Extended Suburbs, respectively.



The Corporation had appointed a Committee regarding the question of suitably modifying the present policy of issue of hawkers' licences so as to provide more licences to the hawkers in the City (*Vide* C. R. No. 1816, dated 19th March 1964). Accordingly, new Reserve Areas are created and licences are being issued by the Ward Officers in consultation with the Ward Councillors.

The staff of the Encroachment Removal Section working under the supervision of Sr. Inspector (Lorries) was distributed under the respective Ward officers.

33. The total number of establishments under the various categories including Theatres, etc., on 31st March 1967 was 89,021 in the City, 19,311 in the Suburbs and 8,205 in the Extended Suburbs as against 84,334 in the City, 17,819 in the Suburbs and 7,500 in the Extended Suburbs in the last year.

During the year under report, 1,984, 313 and 89 complaints, respectively, pertaining to City, Suburbs and Extended Suburbs were received in addition to complaints pending from the preceding year out of which 2,005, 306 and 89 were investigated leaving 39, 14 and 6 complaints pending at the close of the year.

At the beginning of the year 2,717, 1,851 and 383 prosecutions were pending while 2,534, 1,334 and 517 new prosecutions were instituted during the year. Of these prosecutions 1,131, 681 and 271 resulted in convictions, 79, 21 and 66 in acquittals and 1,791, 920 and 86 cases were withdrawn. The number of cases pending at the end of the year was 2,249, 1,563 and 477. The total amount of fines realised was Rs. 1,52,911, 1,03,593 and 46,632 as against Rs. 2,68,173, Rs. 48,085 and Rs. 11,840 in the previous year.

The total expenditure incurred in the administration of this Act, the Payment of Wages Act, the Minimum Wages Act, and the Workmen's Compensation Act, during the year was Rs. 4,67,636, Rs. 1,13,381 and Rs. 50,995 for the City, Suburbs and Extended Suburbs (exclusive of Provident Fund, Leave Contributions and Supervision Charges) against which a grant-in-aid of Rs. 3,33,913 was received from Government for the year 1966-67 for meeting part of the expenditure incurred during the year 1965-66.

The total income by way of Registration fees, etc., for the year amounted to Rs. 2,34,289, Rs. 48,220 and Rs. 22,506 for the City, Suburbs and Extended Suburbs.

132 complaints pertaining to the Payment of Wages Act, in the City, 54 for the Suburbs and 24 for Extended Suburbs were received. Only 1 complaint was pending disposal at the close of the year under report.

#### Markets and Slaughter Houses.

34. The total income of the Department for the City, Suburbs and Extended Suburbs during the year was Rs. 74.50 lacs as against Rs. 69.41 lacs in the previous year, showing an increase of Rs. 5.09 lacs.

During the year there were 49 Municipal and 24 private markets and 7 slaughter houses. The number of outside meat shops was 199 in the City and 35 in Extended Suburbs. The licence fees realised from private markets and outside meat shops were Rs. 93,423 and Rs. 93,423, respectively, in the City. The work of collecting Scale fees at the Mahatma Jyotiba Phule Market continued to be carried out departmentally and the revenue collected therefrom amounted to Rs. 9,76,751 as against Rs. 8,90,848 during the previous year.

The work of shifting the Slaughter House from Bandra to Deonar was in progress.

Surprise raids to detect and prevent the smuggling of animals and contraband meat and unauthorised slaughter as also insanitation and congestion in markets were carried out during the year.

The total number of animals slaughtered during the year in the City was 14,65,921 as against 13,39,869 during the previous year.

Standing Committee feels that construction of additional markets be undertaken expeditiously to cater to the needs of ever-increasing population so that apart from augmenting the revenue of the Corporation, the nuisance of squatters can be also minimised by allotting stalls to them in the markets. The Standing Committee is also of the opinion that the Report should indicate progress of new Projects in order to assess the performance. The Committee also feels that the markets should be made more attractive and on the lines of Departmental Stores.

### Municipal Printing Press.

35. During the year under report 351 metric tons of paper was purchased. The total number of printing jobs carried out was 15,494 and the number of pages printed was 42,803 as against 12,157 and 49,189 in the preceding year. The total quantity of paper consumed during the year under report was 349 metric tons and as against 359½ metric tons in the previous year.

The transactions of the Press for the year closed with a working surplus of Rs. 24,301 on the total turnover of Rs. 20.05 lacs against the surplus of Rs. 1,09,079 and the turnover of Rs. 16.72 lacs for the preceding year. The labour staff as on 28th February 1967 consisted of 279 workers as against 291 on the 28th February 1966.

The Standing Committee is of the opinion that proper amenities of ventilation, temperature control, better working conditions, a well furnished canteen, etc., should be provided to workmen. Planned programme of jobs should be formulated and enforced to achieve maximum utilization of men and machinepower. The Standing Committee also feels that the additional floor or extension should be carried out to the existing building as the space is found inadequate.

### K. E. M. Hospital.

36. The scheduled bed strengths during the year was 1,113. Throughout the year there was constant overcrowding in the Hospital particularly in the Children Wards and the Medical and Surgical Wards for females. The total number of in-patients admitted during the year was 1,436 as against 5,221 in the previous year. The average number of days each patient was resident was 9.82 days as against 9.39 days in the last year. The average cost per in-patient per day was Rs. 14.39 as against Rs. 13.03 in the previous year.

The total number of new out-patients treated was 3,19,476 as against 3,14,699 in the preceding year. The out-patients attendance including casualty patients during the year came to 7,57,622.

Cardio Vascular and Thoracic Centre was opened during the last year under report having out patient Department and two wards with an accommodation of 80 beds, two air conditioned operation theatres and Physio and occupational Therapy Department for the benefit of the Public.

19,176 operations were performed on in-patients and 35,131 operations were performed on out-patients.

The Dr. Jivraj N. Mehta Pharmaceutical Laboratory attached to the Hospital manufactured many injectables viz., 96,669 transfusion bottles 500 ml. (14 different types), 10,303 A.C.D. bottles 80 ml, Bulk injections and sterile solutions (Eight types) 28 Litres, 73 litres stains and solutions for clinical use. The market value of the above product was 3,27,210.03. The Blood Bank works satisfactorily and during the year 9,358 Blood samples were supplied for transfusion and 9,647 samples of blood were collected including the voluntary doners at a cost of Rs. 60,244. The amount was paid from the Poor Box Charity Fund.

A Family Planning Centre, which is aided by the Government of India, continued to work satisfactorily during the year. 182 vasectomy operations were performed at the centre.

3,222 Food Handlers working in hotels and restaurants in the City were referred to the hospital for examination of which 1,477 persons attended. 328 persons did not give their stools, etc., for pathological examination and hence their reports were still pending.

The work of construction of 19 rooms in Nurses Home Compound for the nursing staff was completed.

The works of construction of an additional wing to the Gynecological Ward and of an additional Ward over the X-Ray Department were under progress.

The total expenditure incurred during the year for the maintenance of the Hospital was Rs. 75.79 lacs as against Rs. 75.16 lacs in the previous year.

### Seth G. S. Medical College.

37. During the year under report 160 admissions were made. One student was admitted in the Second M.B., B.S., on transfer basis. There were 61 overseas students on the roll.

The number of male students residing in the Male Students' Hostel during the year was 148, while the number of lady students accommodated in the Lady Students' Hostel was 86. In order to meet the increasing demand for under graduate students as also interneers, research students, etc. The Dormitory at Naigaum has been converted into Hostel to accommodate 95 students. During the year 229 students took advantage of these hostels.

The different departments of the College and the Hospital, in addition to their normal teaching and departmental works, conducted various researches under the auspices of the Indian Council of Medical Research, Council of Scientific and Industrial Research, K. E. M. Hospital and Seth G. S. Medical College Staff Research Society and other institutions, etc.

The progress of other activities like Library, Museum, Gymkhana, etc., was satisfactory.

#### E. N. T. Hospital.

38. The Hospital has a provision for 100 beds and all the 100 beds were commissioned for the use of in-patients during the year under report. The total number of patients admitted in the hospital during the year was 4,976. Excepting out of which 4,446 were cured, 257 were relieved, 169 were otherwise discharged, 31 left against medical advice and 11 died leaving 62 patients under treatment in the hospital at the close of the year. The highest number of patients admitted on a single day was 32 in the 26th September 1966.

The daily average attendance of Out-patients was 200. The highest number of Out-patients on a single day was 301 on the 2nd August 1966.

In all 6,336 operations were performed of which 1,682 were on out-patients and the remaining 4,654 on the in-patients during the year.

An amount of Rs. 4,42,548 was collected in the Poor Box Charity Fund. Seth Mangoomal Amarsingh, Managing Trustees of Atmasing Jenasing Charitable Trust, who has donated Rs. 2½ lakhs to the hospital was requested to donate the articles mentioned in the deed of agreement already executed in the last year.

39. The Hospital has an accommodation of 336 beds, fully occupied throughout the year. During the year, on an average 488.84 in-patients were admitted in the Hospital as against the scheduled bed strength. The total number of in-patients admitted during the year was 24,160 as against 24,892 during the previous year. The total number of in-patients treated was 24,647. The average cost per day per in-patient was 15.93 as against Rs. 13.73 during the previous year.

The total number of out-patients treated was 3,39,189 as against 3,24,489 during the previous year and the average number of outpatients' attendance per day was 1,194.79 as against 1,056.95 of the previous year.

Dr. Bhajekar Municipal Hospital at Khetwadi continued to be under the supervision of the Dean, B. Y. L. Nair Charitable Hospital.

The total expenditure incurred on the maintenance of the Hospital including liabilities amounted to Rs. 36.33 lacs against Rs. 32.51 lacs during the last year.

Construction of a new building with ground and eight upper storeys is under progress for the Hospital with a bed capacity of about 500. 10 Air Conditioned fully equipped Operation Theatres and accommodation for out-patient services is expected to be completed before the end of the year 1967, which would ease the present rush only to some extent. In the second phase of the expansion programme adequate facilities are proposed mainly for specialized services. The Standing Committee is of the view that the Ambulance and Hearses facility at the Hospital are inadequate and should be augmented.

#### Topiwala National Medical College.

40. The College had 644 under-graduate students on the roll at the close of the year, out of whom 333 were lady students. Besides, there were 160 post-graduate students including 48 lady students.

The total expenditure incurred on the maintenance of the College amounted to Rs. 12.94 lacs as against Rs. 13.46 lacs during the previous year. The total income by way of tuition fees, miscellaneous, etc., receipts amounted to Rs. 2.74 lacs as against Rs. 2.69 lacs during the last year.

1409 books were added to the Library during the year of which 631 were received by way of presents. The Library had at the end of the year 13,233 books as against 11,826 in the previous year.

### Nair Hospital Dental College.

41. During the year under report, 43 students including 13 ladies passed the Final B.D.S. and M.D.S. Examinations of the Bombay University from the College. The College has 127 Dental Chairs, 100 Dental Units and 3 Dental X-Ray Machines and other equipments to give dental treatment on most modern lines and also to facilitate teaching of dentistry. During the year, 85,375 patients were treated as against 89,730 during the previous year. 7,120 municipal school children were treated in the clinics. The total expenditure incurred was Rs. 6.05 lacs as against Rs. 6.30 lacs in the preceding year and the total revenue was Rs. 1.84 lacs, against Rs. 1.89 lacs during the preceding year.

### Lokmanya Tilak Municipal General Hospital, Sion, and Bai Annapurnabai Deshmukh Hospital for Women and The Lokmanya Tilak Municipal Medical College, Sion.

42. The bed accommodation of the Hospital was 475 (415 non-paying, 50 part-paying and 10 reserved for B.E.S. & T. employees). 36,866 patients were admitted during the year as against 35,958 during the preceding year. The daily average number of in-patients was 752.7 as against 676.8 in the preceding year. The average number of days each patient was resident was 7.4 as against 6.6 during the preceding year.

The average cost per in-patient on diet per day was Rs. 1.48 as against Rs. 1.54 in the preceding year. The total average cost per day per in-patient was Rs. 18.82 as against Rs. 17.98 in the preceding year.

The total number of new out-patients was 1,87,786 with a daily average of 607.72 as against 1,84,306 and 600.3 respectively in the preceding year. The total number of out-patients attendance was 6.85 lakhs. The highest number of out-patients attendance on a single day was 3,330 as against 3,205 in the preceding year.

The Paying Bed Scheme which started from 1st September 1951 worked satisfactorily. The number of patients admitted in the General and Special rooms during the year was 1,376 as against 1,372 during the preceding year.

The approximate total expenditure during the year under report was Rs. 48.66 lakhs as against Rs. 46.09 lakhs in the preceding year.

Municipal Medical College attached to this Hospital which was started in November 1964 entered into its third academic year. The name of the College has been changed to "The Lokmanya Tilak Municipal Medical College". The first batch of 60 students and second batch of 52 students entered the Second M.B.B.S. Class.

6 Additional departments, viz., Paediatric follow up Clinic and IV Gynaec Unit were started at the Hospital during the year.

### Group of T. B. Hospitals, Sewri.

43. The total number of beds for T. B. patients at the Corporation's disposal was 1,288 viz., Group of T. B. Hospitals, Sewri 800; Isolation Centre attached to the Ramkunwar Daftary T. B. Clinic, Dadar, 88, and Sarvodaya Hospital, Ghatkopar, 400 (reserved for the Corporation). The total number of patients treated was 6,709 as against 5,934 during the previous year. Of these 5,477 were discharged as improved, 187 were non-Tuberculosis cases, 577 left prematurely against advice, 468 died and 719 remained under treatment at the close of the year. Mortality figures revealed high incidence in the age group of 26-30 years. The rate of death per cent. to the total number of patients treated was 6.9. Major lung operations were performed in 387 cases.

As many as 2,275 patients attended the follow-up examination for check up after discharge from the hospitals during the year.

The total expenditure incurred during the year on the Group of T. B. Hospitals, Sewri was Rs. 33.36 lacs against Rs. 26.17 lacs in the previous year. The average expenditure per patient per day was Rs. 12.33 as against Rs. 9.79 in the previous year.

The expenditure incurred during the year by the Corporation for treatment, etc., at the Sarvodaya Hospital, Ghatkopar, was Rs. 9,26,227 lacs as against Rs. 6,27,147 lacs for the previous year. The expenditure incurred by the Corporation on the 4 T. B. Clinics attached to G. T. B. Hospitals was 6,48,430 lacs. The total expenditure thus incurred by Corporation on Tuberculosis Services amounted to Rs. 49,11,046.

The Administration Report for the year 1966-67 reveals that the heaviest mortality during the year was in the age groups of 26-30 years. The Standing Committee reiterates that in the interest of the City's health, it is necessary that steps should be taken for detection of such cases in primary stage and for thorough treatment so that high incidence of mortality due to this disease may be reduced and infection at young age may be arrested.

#### Legal Department.

44. During the year under report, the Department continued to attend to contested matters and other legal proceedings in the High Court, City Civil Court, Small Causes Court and Police Courts as also to other legal matters. During the year, the Department received 25,237 files, addressed 3398 letters to outside parties or their legal advisers and the opinions on different departmental matters and the advices on 247 cases were given.

The income by way of costs recovered amounted to about Rs. 31,742 and expenditure to about Rs. 6,22,941.

Municipal Courts for conducting enquiries under Section 105(B) of the Bombay Municipal Corporation Act were placed in charge of the Legal Department during the year under report. 8534 cases were registered in 1966 and 2,036 cases were disposed of.

The Standing Committee considers it essential to speedily deal with pending inquiry cases and also to adopt measures to expedite disposal of Court Cases including vacating of numerous injunctions against the Corporation.

#### Education

45. At close of the year, there were 4,74,468 pupils in 872 Schools and 118 classes in Greater Bombay, the number in the City being 2,71,939 pupils in 497 Schools and 48 classes; in the Suburbs 1,55,077 pupils in 279 schools and 49 classes and in Extended Suburbs 47,452 pupils in 96 Schools and 21 classes. During the year, there was a net increase of 24,354 pupils in Municipal Schools. The total number of teachers in Greater Bombay at the end of the year was 13,491 including special teachers.

With a view to avoiding over-crowding in classes and to facilitate proper attention to pupils, it was laid down that ordinarily a class should not have more than 50 pupils. In schools housed in hired residential buildings, over-crowding on account of inadequate space was an impediment in the way of efficient instruction. Out of 990 schools and classes, about 693 schools and classes were required to be run in two sessions and more than two sessions for want of sufficient accommodation.

The number of Municipal owned buildings at the beginning of the year in the Greater Bombay was 170. 16 schools were built during the year under report. The total number of municipal owned school buildings in the Greater Bombay at the end of the year was 186.

470 schools (including classes) were housed in Municipal owned school buildings, 500 schools including classes were housed in rented buildings and 20 schools were housed in rent free buildings. Due to yearly increase in the number of pupils, it has become practically impossible to accommodate them in the existing accommodation. A steady and planned progress towards acquisition of private plots and structures, etc., wherever possible and construction of school buildings is therefore being made. The Standing Committee is, however, of the opinion that under the Development Plan, sites have been reserved for schools and as such speedy efforts should be made to construct buildings on vacant plots which are in possession.

The Rahimtoola Currimbhoy Urdu Training Institute for Women continued to function. There were 4 divisions of Second Year Class comprising 3 divisions of S. S. C. passed candidates and one division of P. S. C. Passed candidates with 193 trainees at the end of the year.

The Municipal Urdu Teacher's Training Class, started in July 1958, continued to function during the year under report. Out of the 50 trainees in the Class (one year's course) only 46 appeared for the P. T. C. Examination and 36 were declared successful, the result being 78 per cent.

The Corporation continued to impart vocational education through 33 Vocational Classes in 22 Vocational Schools.

The Educational Guidance Centre opened during the last year to help students to receive educational, vocational and developmental guidance continued to function. The Centre undertook the extra-curricular activities such as Guidance Conference, Career Information Centre at each ward.

The total number of Aided Schools in Greater Bombay during the year was 223 out of which 133 were in the City, 53 in the Suburbs and 37 in the Extended Suburbs as against 254 in the previous year. The total number of teachers in Aided Schools was 1,885 (1,653 ordinary and 232 special) imparting education to 55,787 pupils. The number of pupils in Aided Schools in the City, Suburbs and Extended Suburbs decreased during the year under review from 65,411 to 55,787. The total number of Recognised Schools not receiving Grant-in-Aid was 331 (200 in the City, 96 in the Suburbs and 35 in Extended Suburbs) with 2,897 ordinary and 567 special teachers imparting education to 1,03,629 (58,697 in the City, 34,703 in the Suburbs and 10, 229 in Extended Suburbs) pupils.

The revised Grant-in Aid came into force from 1st April 1964. The amounts of grants payable to private Primary Schools for the year under report were Rs. 7,07,439.

The average cost per pupil in the Municipal Schools calculated on the basis of the average number of pupils on rolls as on 31st March 1967 for City, Suburbs and Extended Suburbs was Rs. 127.03.

The total expenditure for the year amounted to Rs. 6,02,76,412 which was met from Municipal contribution (Rs. 4,60,56,780),—Government Grant (Rs. 62,99,960), Education Cess (Rs. 1,03,36,802) and miscellaneous receipts (Rs. 9,38,053.)

#### Secondary Schools.

The Corporation started five more secondary schools in addition to 17 Secondary Schools in 16 different wards in the City, with 95 divisions of Std. VIII which were conducted in the City during the last year under report. During the year there were 158 Divisions of Std. VIII and 74 Divisions of Std. IX. The total number of pupils attending these schools was 10,161.

The Standing Committee has requested the Municipal Commissioner to consider the desirability of converting Municipal Secondary Schools into Technical ones. Efforts should continue to raise the standard of education in Municipal Schools.

In all 1,10,084 pupils were medically examined out of whom 92,023 were found to be suffering from one defect or the other. Amongst the common defects noticed, general debility, dental lymphatic glands, throat were most predominant.

The Standing Committee reiterate that the question of constructing new School Buildings should be given top priority so as to ensure qualitative upgrading of primary education in Municipal Schools.

#### Research Unit.

46. The Research Unit carried out special experiments in selected schools on several educational problems such as, how to make classes interesting, to increase attendance, to minimise the failure, etc. Reading habits of children were studied and a language Development Project in Standards I to IV in model schools was undertaken.

#### Labour Department.

47. During the year, 18 Recognised Trade Unions represented Municipal employees, with a view to promote cordial relations between the staff and the Administration, the total number of Joint Councils representing labour staff which continued to function was 22, their scope being wide enough to permit discussions on various matters relating to grievances and conditions of service of the staff. Peshi Committees for enquiring into the mis-conduct of employees were also formed. A four-stage grievance procedure has also been introduced in all Departments for redressal of the employees' grievances. The recognition of the Bombay Municipal Kamgar Sangh was withdrawn for want of Union's representative character in those departments.

The Department dealt with 13,468 complaints (including Suburbs) as against 17,639 in the previous year, regarding service conditions, recruitments, promotions, transfers, etc. Of these complaints 12,982 were redressed, 394 were found not genuine cases and 92 cases were pending at the close of the year.

The Corporation also gave approval to start a Welfare Centre for Sion Hospital Nursing Staff.

The recreation, educational hygienic, cultural and social activities, indoor as well as outdoor, organised by the Welfare Branch of the Department, for the benefit of Municipal workers and their dependents, were continued. The average daily attendance of adults and

children at the different Welfare Centre was 1,750 and 1,680, respectively, as against 2,139 and 1,814 during the preceding year.

Under the scheme for granting scholarships to the children of Municipal employees, 447 applications were received out of which 209 eligible applicants for secondary education and 158 for higher education were awarded scholarships at a total cost of about Rs. 20,000. 448 applications were received for medical assistance and help aggregating to Rs. 20,000 was given in 433 deserving cases. The total strength in Scout and Guide Sections was 3,754 as against 3,233 during the preceding year.

64 disputes were referred to the Assistant Commissioner of Labour, Conciliation Officer, 1st Labour Court, etc.

Two Nursery Classes started two years ago were functioning satisfactorily during the year and they were also found to be popular among the labour staff of Bapty Road Chawls.

In addition to Lovegrove, Dadar and Dharavi Co-operative Societies, two more Societies, one each at Versova and Colaba plants for grow more food project have been formed under the guidance of Labour Officer. Profits were distributed to share holders by the Commissioner at Dadar Purification Works.

#### Publicity Department.

48. This Department effected general publicity about the various activities and services rendered by different Departments. The Department also worked as a "clearing house" in respect of criticisms and suggestions appearing in local newspapers. It also carried out health education work and dissemination of information to the public through various media.

Besides participation in various important celebrations, such as, World Health Day, National Cleanliness Day, World Leprosy Day, etc., and undertaking printing of a Civic Guide-cum-Diary, 1966, a new series of informative publications were issued which comprised of pamphlets, with a view to convey correct information to citizens about Civic affairs.

#### M. G. M. O. Swimming Pool.

49. During the year under report the working and progress of the Mahatma Gandhi Memorial Olympic Swimming Pool at Shivaji Park was satisfactory.

The Pool was kept closed for 16 days from 15-7-1966 to 30-7-1966 due to water shortage and was re-opened on 31-7-1966 for Swimming

Facilities to polio-crippled children were given to 25 children free of charge.

The Pool premises were given for use, free of charge, to the Maharashtra State Aquatic Association and the University of Bombay, for holding their competitions. The total reservation hours of the Pool by private parties were 411 which brought a revenue of Rs. 9,175. As many as 35,468 casual swimmers including labourers and factory workers availed themselves of the facilities of swimming. Reservation of the Pool at a concessional rate of Rs. 100 per month for two hours a week was also allowed as usual to 6 Educational Institutions. Sixteen members of the Pool were included in the Maharashtra State Aquatic Association's team for participatig in the 23rd National Swimming Championship held at Patiala in October 1966. Seventeen Members of the Pool participated in 1966 in the Swimming Competitions held at Delhi by the National Swimming Club of India, Delhi.

7,714 new Members joined the Pool during the year under report. 4,096 beginners were trained during the year. An amount of Rs. 2,48,476 was collected by way of fees as against Rs. 1,76,000 during the previous year.

#### Administrative Officer (Enquiries) Department.

50. The Department functions in three Sections, viz., (1) Enquiries, (2) Stock Verification and (3) Security Force.

During the year, the Enquiries Section dealt with 1,064 cases which included cases of alleged acceptance of illegal gratification, misconduct, misbehaviour, theft of Municipal property, breaches of provisions of Municipal Bye-laws, infringement of licence conditions, use of municipal vehicles by unauthorised persons, sub-letting of rooms, etc. In 219 cases punishments varying from dismissal, removal from service to censures and warnings were meted out. 189 cases were filed as the allegations were found to be either false, or too vague. In 265 cases, Departments concerned were asked to take necessary remedial actions. In 391 cases enquiries were in progress at the end of the year.

The distribution of relief from the Mayor's Fund to the families affected by fires, house-collapses and other natural calamities was also carried out by the Department.

Important cases of pilferages were brought to light by Bombay Municipal Security Force from different installations.

Industrial Home Guards Unit of 250 Home Guards (of all Municipal employees) which was established during the preceding year was functioning well. The unit would be of vital importance for maintaining essential services of the Corporation during emergencies.

#### The Bombay Civic Journal.

51. As usual twelve monthly issues were published. A special number was taken out as an Independence Number in August 1966. Efforts to bring in revenue by advertisements and increase in circulation were made during the period under report.

The Standing Committee feel that efforts should continue to make the magazine more popular and informative which will result in enhancing its usefulness besides increasing its circulation and revenue.

#### Organisation and Methods Division.

52. The Organization and Methods Division works as an Advisory Unit of the Municipal Commissioner's Office. The work done by the this Department includes *inter-alia* codification of Municipal Commissioner's orders and circulars of standing nature, standardisation of forms, etc. During the year under review, an Appreciation Training Programme on Management and Productivity for Top Executives was started in order to expose Corporation's Top management to modern management and Productivity Techniques for the solution of day to day problems of the Corporation.

The Standing Committee desires that the Division should be called upon to undertake reorganization of the functioning and staff pattern in various Departments and in Ward Offices.

#### Public Health.

53. *Population Census.*—The mid-year estimated population of Greater Bombay was 47,84,000.

*Births and birth rate.*—The total number of live births recorded in Greater Bombay during the year was 1,47,986 which were 5,205 more than in 1965 and 9,017 above the average of the quinquennium 1961 to 1965. The birth rate was 30.9.

*Deaths and death rate.*—The total number of deaths registered from all causes during the year was 50,492 as against 54,223 in 1965 being 5,952 more than the mean mortality of the preceding 5 years and the death rate was 10.6 against 11.7 in the year 1965. Of 50,492 deaths 29,105 deaths were among males and 21,387 among females. The excess of deaths amongst males may be ascribed to the slight preponderance of males. The death rate among females was, however, actually higher than among males, the male death rate being 11.7 and the female death rate 12.9 against 12.3 and 14.2, respectively, in 1965. Diseases of the respiratory system claimed the highest number of deaths in the past with death rate of 1.65 per 1,000. The causes coming next on the list for the year were congenital malformation and diseases of early infancy (1.11) tuberculosis 0.98, diarrhoea, enteritis fever and dysentery 0.80.

Deaths among infants under one year of age numbered 12,660 which were 1,079 less than in the preceding year and 1,235 more than the annual average of the previous quinquennium (1961-65). The infant mortality rate for the year was 85.5 per 1,000 live births as against 96.2 in 1965.

*Maternity and Child Welfare.*—During the year under report, services were rendered through 15 Municipal Maternity Homes and 27 Maternity and Child Welfare Centres. The number of deliveries conducted in these Homes was 42,308 during the year. The average stay of mothers at the Maternity Homes was 5 days.

Advice and instruction in spacing births was given by trained doctors to married men and women at the Family Welfare Planning Centres. Health Visitors paid domiciliary visits for follow-up work and propoganda. I. V. C. D. (Loops) were inserted to 7,333-married women.

*Communicable Diseases.*—The total number of cases of infectious diseases reported during the year was 12,527 as against 10,231 in the preceding year. Infections Hepatitis caused 5880 attacks and 308 deaths. Small-pox caused 360 attacks and 141 deaths. Influenza



caused 5 deaths. Enteric Fever caused 519 attacks. Diphtheria caused 2,087 attacks and 124 deaths. Cerebro-spinal meningitis caused two attacks and one death. Tuberculosis took a toll of 4,726 lives and the death rate of Tuberculosis was 0.9 per 1,000 of mid-year estimated population. Whooping Cough caused 80 attacks and two deaths.

441 cases of Acute Anterior Poliomyelitis and 82 deaths thereby were reported during the year.

Municipal Group of Tuberculosis Hospital at Sewri has an accommodation for 800 in-patients; besides 400 beds are reserved at the Sarvodaya Hospital, Ghatkopar. The advance cases of T. B. were isolated at the Daftary Municipal Isolation Wards at Dadar.

During the year 10,61,781 persons were inoculated against Cholera and 9,96,202 persons were inoculated with T. A. B. Vaccine.

The Standing Committee view with concern the existence of different kinds of diseases especially of Filariasis and stress that the precautionary measures, such as inoculations, vaccinations, isolation, etc., if continued with full vigour in the Greater Bombay, will, in the near future, minimise the toll of life of citizens, if not eradicate it. So far as Tuberculosis is concerned there is not much improvement although B. C. G. vaccination campaign is pursued vigorously. The Standing Committee, therefore, feel that medical authorities should investigate this problem with a view to find other remedial measures to meet the growing menace of this dreaded disease to the citizens of this City.

#### Dispensaries.

54. The number of new cases treated at the 59 dispensaries and 11 mobile dispensaries was 17,07,527 as against 17,36,088 in the year 1965. In addition to the above dispensary work, women and children's clinics were conducted by three part-time lady doctors at six Municipal dispensaries for two hours, thrice a week. The number of new cases treated at these dispensaries was 2,264 (2,001 women and 263 children) as against 2,640 in 1965. The total attendance was 19,074. These figures include the visits of lady doctors to patients at their homes. At 27 Maternity and Child Welfare Clinics, 99,498 new cases (78,127 women and 21,371 children) were treated. The total attendance was 3,58,870.

The Standing Committee emphasizes the urgent need to upgrade all municipal dispensaries so as to provide, X-Ray Pathology and the facilities was to render both service to patients attending them and to reduce congestion at the General Hospitals.

The Municipal Eye Dispensary and Hospital at Kamathipura was attended by two Honorary Ophthalmic Surgeons by turns throughout the year. The Hospital has an accommodation for 20 beds each for males and females with an operation theatre and a full-time resident Nurse. The total attendance of patients was 92,826 as against 82,341 in 1965. The total number of new cases treated was 26,254 as against 26,352 in 1965. The number of indoor patients among the new cases treated and the total attendance of indoor patients were 1,079 and 11,296, respectively.

*Leprosy.*—The control of Leprosy in the City was exercised as before through the Acworth Leprosy Hospital, Wadala, with an accommodation of 500 beds. In addition to this the Institution conducts a well equipped out-patients' clinic, the entire cost of which is borne by the Corporation. The Corporation also bears the cost on account of 48 beds for the voluntary patients and 150-170 beds for the Bombay resident patients. Besides, the payment of cost of Domiciliary Services and Rs. 10,000 for rendering Sulphone treatment, the Corporation pays one third of the recurring expenditure of Greater Bombay Leprosy Control Scheme activities as also the entire cost of Capital Works.

The average daily attendance of patients was 193.00 and the total number of new cases treated at the Acworth Leprosy Clinic was 3,639 and the average daily attendance of patients was 260.67 and the total number of new cases treated at the Greater Bombay Leprosy Control Scheme was 1,568.

#### Venereal Diseases.

55. For combating Venereal Diseases free medical facilities both preventive and curative were continued as in the preceding year. During the year 21,28, (19,008 males and 2,278 females) cases were treated for Venereal and 2,306 (1,281 males and 1,025 females) in non-Venereal cases were also treated.

### School Health Work.

56. During the year, out of about 5,14,455 municipal school children in the City, 92,023 children were found to be defective. 2,780 cases with minor ailments among the children were treated in the municipal dispensaries. 44,824 Children with major ailments were treated at the School Clinics at the K. E. M. Hospital, Nair Hospital and the L. T. M. G. Hospital, Sion.

29,107 children from Municipal Schools were B. C. G. vaccinated and 83,428 children were given T. A. B. inoculation and 23,165 children were given vaccination against small-pox. The Mobile Health Unit examined 33,926 children in 144 Municipal Schools.

### Kasturba Hospital for Infectious Diseases, Arthur Road.

57. Except Tuberculosis and Leprosy, patients suffering from other infectious diseases are admitted to the Hospital. The total number of patients admitted during the year was 29,461 as against 26,317 in the preceding year. They included 360 cases of Small-pox, 414 of Enteric fever.

There were as many as 2,081 cases of Diphtheria out of which 114 proved fatal showing the fatality rate of 5.8 per cent. The cases were admitted predominantly from parel, Lalbaug, Byculla and Girgaum localities.

360 cases of Small-pox were admitted in the hospital out of which 141 died, giving a fatality rate of 39.2 per cent.

The total expenditure of the Hospital during the year was Rs. 33,25,538 as against Rs. 29,47,461 in the preceding year.

The Standing Committee regrets to note that the question of setting up an Infectious Diseases Hospital in Suburbs is kept pending since over 6 years.

### Health Propaganda.

58. The Health Propaganda and Education was carried out through the Public Relations Department.

The Water Sampling Programme was continued as usual and samples were collected from all the wards.

### Audit.

59. This year also the Municipal Chief Auditor's Report has not been included in the Municipal Commissioner's Administration Report, as required by Section 137(4) of the Bombay Municipal Corporation Act.

The Standing Committee are of the considered opinion that every effort must be made by the respective Heads of the Departments to comply with the statutory provisions. The Municipal Chief Auditor's Report would have been of much help to the Standing Committee in their scrutiny of the various facts and figures incorporated in the Report of the Municipal Commissioner. The Report, however, will be forwarded to the Corporation separately when received.

### Acknowledgement.

60. In conclusion, the Standing Committee desire to record their appreciation of the very valuable services rendered by Shri J. H. Patwardhan who held the office of the Municipal Commissioner throughout the year and whose administrative abilities and financial acumen were of great help to the Committee.

**ADMINISTRATION REPORT  
OF THE MUNICIPAL COMMISSIONER  
FOR GREATER BOMBAY  
FOR THE YEAR 1966-67**

---

Herewith a detailed report of the Municipal Administration of Greater Bombay as required under Section 124 of the Bombay Municipal Corporation Act.

**J. H. PATWARDHAN,**  
*Municipal Commissioner  
for Greater Bombay.*

# GENERAL

## ( CORPORATION, STANDING COMMITTEE, IMPROVEMENTS COMMITTEE AND THE EDUCATION COMMITTEE )

### CORPORATION

Shri S. R. Patkar who was elected Mayor at the Meeting of the Corporation held on 4th April 1966 held that Office throughout the year.

2. Two hundred and five Meetings of the Corporation including Ninety Two Special and Adjourned Special Meetings, One hundred and three Meetings of the Special Committees and three Meetings of their Sub-Committees and twelve Meetings of the Consultative Committees and one Meeting of their Sub-Committee were held during the year. They accorded Civic Receptions to (i) Shri S. L. Silam, Lt. Governor of the Pondicherry and (ii) The Officers and Personnel of the Territorial Army Units in Greater Bombay.

3. There was no change in the personnel of the Corporation during the year. The vacancies caused by the death of Shri H. J. Shaikh and Shri S. S. Wagh were not filled in. Dr. V. A. Castellino, ceased to be member of the Corporation, (from 5th July 1966 vide Corporation Resolution No. 405 of 16-8-1966).

### STANDING COMMITTEE

4. Shri Taherbhoy E. Kachwalla was elected Chairman of the Standing Committee at their Meeting held on 6th April 1966, and held that Office throughout the year.

5. The change that took place in the personnel of the Standing Committee was the appointment of (i) Shri M. S. Shetye as a Member of the Standing Committee from 15th May 1966 *vice* Shri V. P. Bapat resigned and (ii) Dr. A. U. Memon as a Member of the Standing Committee from 28th July 1966, *vice* Shri Jivraj B. Shah resigned on 7th July 1966.

6. Shri A. M. Mandekar was an *ex-Officio* Member of the Standing Committee on his appointment as the Chairman of the Education Committee with effect from 7th April 1966.

7. Eighty eight regular Meetings including Adjourned Meetings and Twenty-nine Special Meetings including Adjourned Special Meetings were held during the year.

### IMPROVEMENTS COMMITTEE

8. Dr. J. M. Lakhani was elected Chairman of the Improvements Committee at their Meeting held on 5th April 1966 and held that Office throughout the year.

9. There was no change in the personnel of the Improvements Committee throughout the year.

10. Twenty-nine Ordinary Meetings including Adjourned Meetings were held during the year.

### EDUCATION COMMITTEE

11. Shri A. M. Mandekar was elected Chairman of the Education Committee at their Meeting held on 7th April 1966, and held that Office throughout the year.

12. No change took place in the personnel of the Education Committee during the year.

13. Sixteen regular Meetings including Adjourned Meetings and four Special Meetings including Adjourned Special Meetings were held during the year.

14. (a) Shri P. C. Pandya, M.A., LL.B., M.P.A. (U.S.A.) continued to hold the Office of the Municipal Secretary during the year.

(b) No circumstances arise in this department in which it was necessary to involve the provision of the Municipal Servants Act, 1890.

(c) There was no award of adjudication during the year 1966-67 so far as the Department is concerned.

**LIST OF MEMBERS OF THE CORPORATION WHO HELD OFFICE  
ON 31ST MARCH 1967**

SHRI S. R. PATKAR, *Mayor.*

SHRI T. E. KACHVALLA, *Chairman, Standing Committee.*

DR J. M. LAKHANI, *Chairman, Improvements Committee.*

SHRI A. M. MANDEKAR, *Chairman, Education Committee.*

SHRI J. K. JOSHI, *Chairman, B. E. S. & T. Committee.*

ADAK, SHRI K. N.  
ADVANI, SHRI H. P., B.A. (Hons.), B.COM., LL.B.  
ASHAYYA, SHRI B. B.  
BABU MIRAN, SHRI  
BAGWE, SHRI G. S., B.A., LL.B.  
BAKHLE, SHRI D. P.  
BANDOOKVALA, SHRI ESHAKBHAI A.  
BAPAT, SHRI V. P., B.Sc. (Engg.), M.I.E.  
BEDI, SHRI M. H.  
BELOSAY, SHRI R. L., B.A., LL.B.  
BHATIA, SHRI P. D.  
BILPODIWALA, DR. M. C., M.B., B.S.  
BOMAN-BEHRAM, SHRI B. K., M.A., LL.B.  
BORKAR, SHRI S. K.  
CHIMBULKAR, SHRI R. K.  
CHOGLE, SHRI H. W.  
CHUNAVALA, SHRI MAHOMED HASAN FAZLUDDIN  
CORREA, SHRI H. J., B.A., LL.B.  
DALAL, SMT. DEVIBEN S., B.Sc.  
DAROGA, SHRI J. D., M.Sc. (Lond.), M.I.C.E., M.I.E., M.I. Mech. E.  
DAVE, SHRI K. P.  
DESAI, SHRI K. G.  
DESAI, SHRI K. L.  
DESAI, SHRI V. N., B.A.  
DHABUVALA, DR. B. M.  
DHUME, SHRI B. S., L.E.E.  
DIGHE, SHRI B. S.  
DIVGI, DR. B. P., M. B., B.S.  
D'SOUZA DR. J. LEON, M.B., B.S.  
FERNANDES, SHRI GEORGE J.  
GANACHARYA, SHRI G. B.  
GANATRA, SHRI R. K.  
GAVKAR, SMT. VIJAYA H., B.A., B. Ed., P.P.T.C.  
GOAD, SHRI Y. S.  
GOMES, SHRI R. J.  
GORE, SMT. MRINAL K.  
HINGORANI, DR. R. B., M.B., B.S.  
HULE, SHRI G. M.  
INDULKAR, SHRI P. M.  
JAGTAP, SHRI S. R.  
JARIVALA, SHRI A. S., B.A., (Hons.), LL.B.  
JOHNSON JACOB, SHRI  
KADAM, SHRI R. T.  
KALGUTKER, DR. B. D., L.C.P.S., M.B., B.S.  
KANDALKAR, SHRI T. G.  
KANGUTKAR, SHRI D. T., B.A.  
KAVTE, SHRI M. N.  
KHANDVANI, SHRI M. A.  
KHANOLKAR, SHRI M. S.  
KHARAT, SHRI R. G.  
KHARE, SHRI C. H.  
KURANE, SHRI P. K., B.A.  
LOKE, SHRI G. S.  
MADHAVAN, SHRI M.  
MAHADESHWAR, SHRI S. B.  
MANSHARMANI, DR. B. R., L.C.P.S.  
MANTRI, SHRI M. D., B.A., LL.B., DIP. L.W.  
MATKAR, DR. W. S., L.C.P.S. (Bom.)  
MEHTA, SHRI N. D.  
MEMON, DR. A. U.  
MHATRE, SHRI B. K.  
MINOCHEHER-HOMJI, SHRI BOMANSHA HORMASJI

MIRASHI SHRI R. G.  
MODI, SHRI S. A.  
MOHADIKAR, SHRI P. G., B.A., (Hons.), B. Ed.  
M. NABI, SHRI  
MORAES, DR. C., M.B., B.S.  
MORE, SHRI N. M.  
MORE, DR. R. B.  
MOTORWALLA, SHRI Z. A.  
MUNSHI, SHRI M. N.  
PANDYA, SMT. LILYBEN A., B.Sc. (Lond.).  
PAREKH, SHRI K. M., B.Sc. (Bom.), M.Sc. (M.I.T., U.S.A.).  
PARIKH, SHRI D. M., M.A., LL.B.  
PARIKH, SHRI M. P.  
PATEL, DR. S. G., M.B., B.S.  
PATEL, SHRI S. M., M.Sc.  
PATIL, DR. BHAL S.  
PATIL, SHRI G. L.  
PATIL, SHRI J. M.  
PATIL, SHRI R. P.  
PAVASKAR, SHRI K. Y.  
PENDSE, SHRI G. M.  
PHANIBAND, SHRI K. M.  
PRATAPSINGH LAKSHMIDAS, SHRI  
PUJARI, SHRI L. P.  
PUSALKAR, DR. G. D., M.B. B. S.  
RANGNEKAR, SMT. AHILYA P., B.Sc.  
RAUT, SHRI L. R.  
RAVAL, DR. V. G.  
REDDY, SHRI G. L.  
REDDY, SMT. TARA G.  
RUKH, SHRI R. G.  
SAVANT, SHRI R. D.  
SAVE, SHRI R. H.  
SAYAD, SHRI M. A.  
SETHI, SHRI M. L.  
SHAH, SHRI C. N.  
SHAH, SHRI JAGOOBHAI V  
SHAH, SHRI JIVRAJ B.  
SHAH, DR. NAGINDAS N.  
SHETYE, SHRI M. S.  
SHIGVAN, SHRI P. D.  
SINGH, SHRI D. N.  
SINGH, SHRI R. K.  
SINGH, SHRI S. R.  
SINGHI, SHRI T. H., B.A.  
THAKKAR, SHRI K. V., M.Sc.  
TORASKAR, . PROF. (SMT.) ASHA V., M.A.  
TRIPATHI, SHRI R. V., B.A.  
TRIVEDI, SHRI H. N.  
TRIVEDI, SHRI K. H.  
UGRANKAR, DR. S. S., M.B., B.S. (Bom.), M.R.C.P. (Lond.).  
UPADHYAYA, SHRI P. U.  
UPPUR, SHRI T. K.  
VAIRAGI, SHRI M. T.  
VANIA, SHRI D. D., B.A., LL.B.  
VARDE, SHRI S. S., M.A.  
VIRVADIA, SHRI M. V.  
VORA, SHRI P. H.  
WORLIKAR, SHRI V. B.  
YADAV, SHRI R. R.  
ZUTE, SHRI B. D.

**LIST OF MEMBERS OF THE STANDING COMMITTEE WHO HELD  
OFFICE ON 31ST MARCH 1967**

SHRI TAHERBHOY E. KACHWALLA, (*Chairman*),  
SHRI R. L. BELOSAY.  
DR. J. LEON D'SOUZA.  
DR. B. D. KALGUTKER.  
SHRI R. G. KHARAT.  
SHRI A. M. MANDEKAR (*Ex-Officio*).  
DR. A. U. MEMON.  
SHRI RAJABHAU G. MIRASHI,  
SMT. LILYBEN A. PANDYA.

SHRI DHIRAJLAL M. PARIKH.  
DR. BHAL S. PATIL.  
SHRI L. R. RAUT.  
SHRI M. S. SHETYE.  
SHRI TEKCHAND H. SINGHI.  
SHRI K. V. THAKKAR.  
SHRI H. N. TRIVEDI.  
DR. S. S. UGRANKAR.

**LIST OF MEMBERS OF THE IMPROVEMENTS COMMITTEE WHO HELD OFFICE ON 31ST MARCH 1967**

Dr. J. M. LAKHANI, (Chairman).  
SHRI H. P. ADVANI.  
SHRI M. H. BEDI.  
SHRI R. K. CHIMBULKAR.  
SHRI H. W. CHOGLA.  
SHRI J. D. DAROGA.  
SHRI K. G. DESAI.  
SHRI K. L. DESAI.

SHRI Y. S. GOAD.  
SHRI S. B. MAHADESHWAR.  
SHRI M. NABI.  
SHRI KANTILAL M. PAREKH.  
SHRI G. M. PENDSE.  
SHRI L. P. PUJARI.  
SHRI M. L. SETHI.  
SHRI J. V. SHAH.

**LIST OF MEMBERS OF THE EDUCATION COMMITTEE WHO HELD OFFICE ON 31ST MARCH 1967**

SHRI A. M. MANDEKAR (Chairman).  
SHRI D. P. BAKHALE.  
DR. M. C. BILPODIWALA.  
SHRI P. H. BORICHA.\*  
SMT. DEVIBEN S. DALAL.  
SHRI M. R. DANDAVATE.\*  
SHRI K. P. DAVE.  
SMT. CHARUSHEELA B. GUPTA.\*

SHRI T. G. KANDALKAR.  
SHRI M. A. KHANDVANI.  
SHRI C. H. KHARE.  
SHRI N. D. MEHTA.  
SMT. USHABEN H. MEHTA.\*  
SHRI P. G. MOHADIKAR.  
SHRI R. V. TRIPATHI.  
SHRI K. H. TRIVEDI.

\*Non-Councillor Members.

**MUNICIPAL COMMISSIONER'S OFFICE**

The designations and names of the important Municipal Officers together with the period for which the posts were held by each of them are given below :—

Designation	Name of the Officer	Period
Municipal Commissioner	... Shri S. E. Sukthankar	... From 1-4-1966 to 15-4-1966.
	Shri J. H. Patwardhan, M.A., LL.B.	From 16-4-1966 to 31-3-1967.
Deputy Municipal Commissioner (Sub. Development).	... Shri S. M. Y. Sastry, M.A., B.L.	Throughout the year.
Deputy Municipal Commissioner, (Improvements).	... Shri C. Soares B.E. (Civil) ...	Do.
Deputy Municipal Commissioner, (General).	... Shri N. S. Shirodkar, B.A. (Hons.).	From 1-4-1966 to 7-9-1966. From 8-9-1966 to 24-11-1966 on contract basis after superannuation on 8-9-1966.
Ag. Deputy Municipal Commissioner, (General).	Shri V. C. Vaidya, M.A., LL.B.	From 25-11-1966 to 31-3-1967.
Deputy Municipal Commissioner, (Labour).	... Shri R. G. Gulgule, B. com. Chief Accountant, held the charge of the post in addition to his own. The post was kept vacant from 10-5-1966 to 4-11-1966.	From 1-4-1966 to 9-5-1966.
	Shri R. J. Tamboli, M.Sc.	... From 5-11-1966 to 31-3-1967.
Deputy Municipal Commissioner (Suburbs).	... Shri D. D. Ranadive, B.A.	... From 1-4-1966 to 10-11-1966.
	Shri M. R. Natarajan	... From 11-11-1966 to 31-3-1967.

**Municipal Chief Auditor :—**

The post of Municipal Chief Auditor was held by Shri R. G. Godbole, B. com., F.C.A., F.C.C.S. (London) throughout the year.

**HEADS OF DEPARTMENTS (CITY).**

Designation	Name of the Officer	Period
(1) City Engineer	... Shri S. V. Desai, B.E. (Civil), M.E. (Ind.) A.M.I.C.E. (Lond.) D.I.C. (Lond.), Dip. School of Planning (Lond.).	From 1-4-1966 to 15-3-1967.
	Shri V. D. Desai, B.E. (Civil), M.E. (P.H.), Calcutta with 1st Class, A.M.I.E. (India).	From 16-3-1967 to 31-3-1967.

**HEADS OF DEPARTMENTS**  
**CITY—(Contd.)**

Designation	Name of the Officer	Period
(2) Chief Accountant	... Shri R. G. Gulgule, B. Com. ...	Throughout the year.
(3) Hydraulic Engineer	... Shri D. R. Bhise, B.E. (Civil), M.I.E. (India).	Do.
(4) Executive Health Officer	... Dr. R. B. Fondekar, M.B.B.S., B. Hy.	Do.
(5) Dean, K. E. M. Hospital and G.S. Medical College.	Dr. S. V. Joglekar, M.S., F.C.P.S.	Do.
(6) Dean, Bai Yamunabai L. Nair Charitable Hospital and Topiwala National Medical College.	Dr. T. H. Rindani, M.D., D.sc., F.A.Sc., F.A.M.S.	From 1-4-1966 to 9-10-1966 and From 15-11-1966 to 31-3-1967.
	Dr. E. J. D'Souza, M.S., Profes- sor of Anatomy. Looked after the work, in addition to his own.	From 10-10-1966 to 14-11-1966.
(7) Dean, Nair Hospital Dental College.	Dr. M. S. N. Ginwalla, L.D.Sc., D.D.S., M.Sc., F.I., A.O.S	Throughout the year.
(8) Chief Fire Officer	... Shri S. Fredilis ...	Do.
(9) Dean, Lokmanya Tilak Muni- cipal General Hospital and Lokma- nya Tilak Municipal Medical College, Sion.	The post was kept vacant ...	Dr. V. N. Panse, M.D., M.D.M., Professor of Preventive and Social Medicine, looked after the duties of Dean, throughout the year in addition to his own.
(10) Medical Superintendent, G. T. B. Hospitals.	Dr. S. A. Shah, M.D., D.M.R.E., D.P.H., T.D.D., F.C.C.P.	Throughout the year.
(11) Assessor and Collector	... Shri P. R. Bhatkhande, B.A. (Hons.) Shri B. H. Prabhavalkar, M.A.	From 1-4-1966 to 20-12-1966. From 21-12-1966 to 31-3-1967.
(12) Education Officer	... Smt. Madhuri R. Shah, B.A. (Hons.), M.Ed., ph. D. (Bom- bay), ph. D. (London).	Throughout the year.
(13) Solicitor to Corporation	... Shri A. M. Desai, M.A., LL.B.	Do.
(14) Project Engineer	... Shri L. G. Dhayagude, B.E. (Civil), A.M.I.E. (India), Executive Engineer, Master Plan, looked after the duties of the post in addition to his own,	From 1-4-1966 to 17-7-1966. He was appointed in this post From 18-7-1966 to 31-3-1967.
(15) Controller of Stores	... Shri F. D'Souza, B.E. (Civil), A.M.I.E.	From 1-4-1966 to 21-5-1966 and From 22-8-1966 to 5-3-1967.
Ag. Controller of Stores	... Shri B. D. Dani, B.E. (Elec. & Mech.), Class competency certificate of Bombay P.W.D.  Shri K. S. Pesina, B.E. (Civil), held the charge of the post.	From 22-5-1966 to 21-8-1966.  From 6-3-1967 to 31-3-1967
(16) Superintendent of Markets	... Dr. V. Periyar, G.B.V.C. ...	Throughout the year.
(17) Officer on Special Duty	... Shri G. W. Shiveshwarkar ...  Shri S. N. Ghosalkar, B.A., LL.B., Asstt. Administrative Officer (Enquiry) looked after the work of Officer on Special Duty.	From 1-4-1966 to 16-9-1966 and From 1-10-1966 to 31-3-1967.  From 17-9-1966 to 30-9-1966.
(18) Administrative Officer (Estates)...	Shri M. S. Dixit, B.A. (Hons.)...	Throughout the year.
(19) Labour Officer	... Smt. F. A. Irani, B.A. (Hons.), LL.B.	From 1-4-1966 to 29-5-1966 and From 15-9-1966 to 31-3-1967.

**HEADS OF DEPARTMENTS**  
**CITY—(Contd.)**

Designation	Name of the Officer	Period
Ag. Labour Officer	... Shri G.S.Saudagar, B.A. (Hons). LL.B., D.L.W.	From 30-5-1966 to 14-9-1966.
(20) Public Relations Officer	... Shri N A. Mistry, M.A., D.J., Dip. S.W.	Throughout the year.
(21) Dy. Assessor and Collector (Octroi), and Incharge of Ele- ction Branch.	Shri B. H. Prabhavalkar, M.A. Shri B. S. Nadkarni, B.A., (Hons.), LL.B.	From 1-4-1966 to 20-12-1966. From 21-12-1966 to 31-3-1967.
(22) Superintendent of Licences	... Shri C. K. Patel, M.A., LL.B. ...	Throughout the year.
(23) Chief Inspector of Shops and Establishment.	Post continued to be vacant and the department was plac- ed incharge of Shri C. K. Patel, Superintendent of Licences.	Throughout the year.
(24) Superintendent of Gardens	Shri G. S. Hegde, B. Ag. ...	Throughout the year.
(25) Research Officer	... Smt. V. M. Nadkarni, B.A., B.T., M.sc. (California).	From 1-4-1966 to 2-5-1966.
Ag. Research Officer	... Smt. S. V. Desai, B.A., B. T., M. Ed. (Bom.), M.A. (Lond.), From 8-8-1966 to 31-3-1967, the post was kept vacant.	From 3-5-1966 to 7-8-1966.
(26) Manager, Municipal Printing Press.	Shri B. K. Rao ... Shri N. Rao, Sr. Dy. Manager looked after the duties of Manager, in addition to his own.	From 1-4-1966 to 10-11-1966. From 11-11-1966 to 31-3-1967
(27) Assistant Medical Officer, (Ear, Nose and Throat Hospital).	Dr. M. J. Nerurkar, M.S. ...	Throughout the year.
(28) Organisation and Method Officer	Shri K. U. Mehta, B.A. (Hons.), Kovid.	Do.
(29) Curator Victoria and Albert Museum.	The post was kept vacant and Shri S. W. Apte, M.A., Dip. Lib., Chief Librarian, looked after the duties of the post.	Do.
(30) Chief Complaints Officer	... Shri M. M. Antia, M.A., L.S.G.D.	From 1-4-1966 to 14-2-1967.
Ag. Chief Complaints Officer	... Dr. S. D. Parchure, M.A., Ph.D.	From 15-2-1967 to 31-3-1967.
(31) Manager, Mahatma Gandhi Memorial Olympic Swimming Pool.	Shri S. N. Pinge ...	Throughout the year.
(32) Chief Librarian	... Shri S. W. Apte, M.A., Dip. Lib.	Do.
(33) Manager, Raja Dr. Baldeodas Birla Kreedha Kendra.	Shri S. G. Gavankar Shri G. P. Rane	... From 15-4-1966 to 6-10-1966. and From 8-11-1966 to 31-3-1967. ... Looked after the duties of the post from 1-4-1966 to 14-4-1966 and from 7-10-1966 to 7-11-1966.



**HEADS OF DEPARTMENTS**  
**(Suburbs and Extended Suburbs)**

Designation	Name of the Officer	Period
(1) Dy. Executive Health Officer (Suburbs).	Dr. D. V. Parulekar, M.B.B.S., D.Ph., M.P.H. (U.S.A.).	Throughout the year.
(2) Dy. Accountant (Suburbs) ...	Shri V. C. Parikh, B.Com., C.A. I.I. B.	Do.
(3) Dy. Assessor and Collector (Suburbs).	Shri C. R. Ambekar, M.A., L.S.G.D.	From 1-4-1966 to 18-5-1966.
	Shri A. G. Rele, B.A. (Hons.)	From 19-5-1966 to 31-3-1967.
(4) Assistant Superintendent of Markets (Suburbs).	Dr. B. M. Phatarphod, G.B.V.C.	From 1-4-1966 to 20-7-1966.
	Dr. B. R. Phanse, G.B.V.C. was in charge of this Department.	From 21-7-1966 to 1-8-1966.
	Shri M. G. Talim was appoint- ed as Ag. Asstt. Superinte- ndent of Markets (Suburbs)	From 2-8-1966 to 31-3-1967.

6A

### **COMPLAINTS SECTION AND CENTRAL CONTROL ROOM.**

The Section dealt with complaints received from the public about repairs to buildings, water supply, drainage, sanitation, etc. Complaints were referred to the departments concerned, systematically followed up and the complainants were contacted if required in order to see that their grievances were redressed with a reasonable time.

The Central Control Room was started from 9th August 1965 and it remains open throughout the day and night enabling the members of the public to lodge complaints in respect of any ward on one telephone No. 332266. The Emergency Gangs attached to this Room attended the House Collapses promptly.

**M. W. CHANDIRAMANI,**  
*Sr. Complaints Officer, B Ward.*

### **BIRLA KREEDA KENDRA**

This multipurpose cultural recreational Centre was reserved by the public for various cultural activities which brought in a revenue of Rs. 64,412.00 during the period from 1-4-1966 to 31-3-1967.

Documentary films and demonstrations of the electric toy train, etc., were shown free of charge to the Municipal School children in the two halls for children. The entire Chowpatty Foreshore was kept under the supervision of the Manager for maintenance of sanitation. Tenders for the right of running the Cafeteria at the Kendra on leave and licence basis for a period of five years were invited and the Cafeteria has been let out on leave and licence basis to the successful bidder, the Hall is proposed to be air-conditioned with suitable alterations shortly.

**S. G. GAVANKAR,**  
*Manager,*  
*Birla Kreed Kendra.*

# FINANCIAL

Report from the Chief Accountant on the accounts of the General Municipal Administration, the Improvement Schemes and the Education Fund for the year 1966-67.

## GENERAL MUNICIPAL ADMINISTRATION

The following statement summarises the transactions for the year pertaining to Revenue and the Actuals for the preceding year :—

	1966-67			Actuals for 1965-66
	Budget Estimates.	Revised Estimates.	Actuals	
	Rs.	Rs.	Rs.	Rs.
Opening Balance	... 4,40,68,251	3,50,24,000	3,50,24,226	2,25,24,492
Income	... 33,04,90,159	36,93,06,830	37,20,64,090	31,20,01,151
Expenditure	... 32,37,72,790	35,32,43,640	32,76,76,585	29,18,21,788
	67,17,369 <i>(Surplus)</i>	1,60,63,190 <i>(Surplus)</i>	4,43,87,505 <i>(Surplus)</i>	2,01,79,363 <i>(Surplus)</i>
Balance	... 5,07,85,620	5,10,87,190	7,94,11,731	4,27,03,855
Deduct Reservation for Advances	... ..	...	2,19,05,921	76,79,629
Closing Balance	... ..	...	5,75,05,810	3,50,24,226

### 2. The details of reservation of advances etc.

	Rs.	Rs.
<i>Increases</i>		
In Advance to Bombay Electric Supply and Transport Undertaking	1,00,00,000	
In Capital Stores	... 45,77,231	
In Contribution towards Improvement Schemes	... 2,30,280	
In Advances to Public including Co-operatives for Housing purpose	... 29,04,731	
In Renewed grant for expenditure in 1967-68	... 59,77,625	
		2,36,89,867
<i>Decreases</i>		
In Advance Miscellaneous Advances	... 17,80,959	
In Reserve Stores	... 2,987	
		17,83,946
Net increase		2,19,05,921

### 3. The net unhypothecated Surplus Cash Balance on 31st March 1967 was as under :—

	Rs.	Rs.
Capital Stores (Foras Road)	... 9,665	12,18,16,200
Capital Stores	... 47,62,367	
Reserve Store and Line Suspense Account	... 63,28,376	
Advance for Plant and Machinery	... 23,76,332	
Miscellaneous Advances	... 3,59,92,727	
Advance to Co-operative Societies for Housing	... 48,40,923	
Advance to the Bombay Electric Supply and Transport Undertaking	... 1,00,00,000	
Minimum required by law	... 1,00,000	
Surplus Cash Balance	... 5,74,05,810	
Total	... 12,18,16,200	Total ... 12,18,16,200

### 4. The Opening and Closing Reserve Stores (including Capital Stores) Balance for the year 1966-67 compared below :—

	Opening Balance	Closing Balance	Increase Decrease
	Rs.	Rs.	Rs.
Serviceable Stores—			
Reserve Stores	... 58,33,381	59,49,178	+ 1,15,797
Reserve Stores (Foras Road Depot)	... 4,10,463	2,91,679	- 1,18,784
Line Suspense Account	... 87,519	87,419	...
Capital Stores	... 1,63,20,052	2,08,97,283	+ 45,77,231
Capital Stores (Foras Road Depot)	... 54,494	51,235	- 3,259

5. The loan liabilities at the beginning and at the end of the year were as under :—

#### City Section

Outstanding debts on 1st April 1966.	Loans raised during the year.	Repayment during the year.	Outstanding debts on 31st March 1966.
Rs.	Rs.	Rs.	Rs.
55,58,09,480	9,20,62,072	3,76,87,824	61,01,83,728

The details of the loans raised are as stated below :—

(1)	Rss. 2,50,00,000	Being the loan of Rs. 250 lakhs issued at Rs. 99 with a currency of 12 years at 5½ per cent interest per annum raised by public subscription out of Rs. 760 lakhs loan sanctioned under Corporation Resolution No. 515 dated the 1st September 1966 and G. R. No. LON/3266/C-2770/XVI, dated the 3rd December 1966. The provision of Sinking Fund is sanctioned on 12 year basis improving at 5½ per cent.
(2)	4,00,00,000	Being the loan issued at par at 6 per cent interest per annum with a currency of 25 years raised internally as sanctioned under C. R. No. 515, dated the 1st September 1966 and G. R. No. LON/3266/C-2770/XVI, dated the 3rd December 1966.
(3)	2,50,00,000	Being the loan issued at par at 6 per cent interest per annum with a currency of 25 years raised internally as sanctioned under C. R. No. 2065 dated the 23rd March, 1967 and G. R. No. LON/3267/C-112865 (1465/67) dated the 25th March 1967.
(4)	20,62,072	Being advances from Special Funds for purchase of Plant and Machinery repayable by annual equated instalments in five years at 6 per cent interest per annum.
	<u>9,20,62,072</u>	

The repayments during the year were as under :—

(1)	62,91,522	Repaid to Government on the basis of payment from Revenue in respect of Advances taken from them.
(2)	2,93,79,500	Repaid to Debenture holders out of Sinking Fund Investment.
(3)	20,16,802	Repaid to different Special Funds out of Revenue on the basis of equated payments.
	<u>3,76,87,824</u>	

The position of the Sinking Fund is shown below :—

Amount of fund on 1st April 1966.	Interest etc. received	Sinking Fund Instalments.	Total	Withdrawn for payment of loans.	Amount of fund on 31st March 1966.
Rs.	Rs.	Rs.	Rs.	Rs.	Rs.
18,31,12,466	71,55,831	2,02,87,380	21,05,55,677	2,93,79,500	18,11,76,177

The value of the Securities held in the Sinking Fund on the basis of market rates prevailing on 31st March 1967, including accrued interest and cash exceeds the actuarial amount of the Sinking Fund by Rs. 1,01,01,564

#### SUBURBS

The loan liabilities at the beginning and at the end of the year were as under :—

Outstanding debt as on 1st April 1966.	Loan raised during the year.	Repayment during the year.	Outstanding debt on 31st March 1967.
Rs.	Rs.	Rs.	Rs.
*11,72,30,100	1,25,00,000	26,47,100	12,70,83,000

\* Includes Rs. 15,000 with the State Bank of India for repayment of loan.

A loan of Rs. 75 lakhs was raised by public subscription during the year at 5½ per cent per annum with a currency of 12 years sanctioned under C. R. No. 515, dated the 1st September 1966 and G. R. No. LON-3266/2270/C/XVI, dated the 13th December 1966 and a loan of Rs. 50 lakhs was raised internally as sanctioned under Corporation Resolution No. 515, dated the 1st September 1966 and G. R. No. LON/3266/2270/C/XVI, dated the 13th December, 1966.

The position of Sinking Fund is shown below :—

Amount of Fund on 1st April 1966.	Interest, etc. realisation.	Sinking Fund instalments.	Withdrawal for payment of loans.	Amount of Fund on 31st March 1967.
Rs.	Rs.	Rs.	Rs.	Rs.
3,47,30,505	14,96,432	69,49,452	26,47,100	4,05,29,289

The value of the securities held in the Sinking Fund Account on the basis of Market rates prevailing on 31st March 1967 including accrued interest and cash exceeded the actuarial amount of Sinking Fund by Rs. 17,68,842 which was held in the Sinking Fund Account.

#### EXTENDED SUBURBS

The Loan liabilities at the beginning and at the end of the year were as under:—

Outstanding debt as on 1st April 1966.	Loans raised during the year.	Repayment during the year.	Outstanding debt on 31st March 1967.
Rs.	Rs.	Rs.	Rs.
2,62,00,000	90,00,000	...	3,52,00,000

A loan of Rs. 50 lakhs was raised by Public Subscription during the year at 5½ per cent with a currency of 12 years sanctioned under C. R. No. 515, dated the 1st September 1966 and G. R. No. LON/3266/2270/C/XVI, dated the 13th December 1966 and a loan of Rs. 40 lakhs was raised internally during the year at 6 per cent with a currency of 25 years sanctioned under C. R. No. 515, dated the 1st September 1966 and G. R. No. LON/3266/2270/C/XVI, dated the 13th December 1966.

The position of Sinking Fund is as shown below :—

Amount of Fund on 1st April 1966.	Interest, etc. realisation.	Sinking Fund instalments.	Withdrawal for Repayment of loans.	Amount of Fund on 31st March 1967.
Rs.	Rs.	Rs.	Rs.	Rs.
53,82,518	2,90,014	12,19,050	...	68,91,582

The value of securities held in the Sinking Fund Account on the basis of Market rates prevailing on 31st March 1967 including accrued interest and cash exceeded the actuarial amount of sinking Fund by Rs. 1,91,494 which was held in the Sinking Fund Account.

6. The estimated income for the year was Rs 33,04,90,159 and Revised Estimates was Rs 36,93,06,830 (on the basis of 8 months' actuals). The actuals amounted to Rs. 37,20,64,090 resulting in an increase of Rs. 4,15,73,931 on the Budget Estimates and increase of Rs. 27,57,260 on the Revised Estimates

#### OCTROI.

7. The gross collections for the year were estimated at Rs. 9,30,50,000 the refunds and commission charges at Rs. 1,30,50,000 and the net revenue at Rs. 8,00,00,000. The revenue collected and paid into the Municipal Treasury in the year amounted to Rs. 11,91,32,932 and after deducting the amount of Rs. 1,33,71,912 (on account of Refunds Rs. 1,25,77,564 and on account of fees for collection Rs. 7,94,348 credited to the separate Revenue Heads) the net receipts amounted to Rs. 10,57,61,020 showing increase of Rs. 3,88,18,279 as compared with the actuals of the previous year. (i.e., Rs. 6,69,42,741).

#### REVENUE EXPENDITURE

##### for Division I, II and III

8. The final sanctioned grants amounted in the aggregate to Rs. 41,81,09,011 as follows:—

	Rs.
Budget grants	... 32,37,72,790
Unexpended Grants for previous years renewed for Expenditure	... 3,46,11,430
Additional grants	... 5,97,24,791
Final sanctioned grants	... 41,81,09,011

The transfers from division II to division III and from one Budget Head to another without affecting the total Budget provisions for the year amounted to Rs. 10,52,694.

Against the final grants for the year aggregating to Rs. 41,81,09,011 as stated above the actuals amounted to Rs. 32,76,76,585 leaving an unexpended balance of Rs. 9,04,32,426 at the close of the year. Of this, sum of Rs. 4,49,61,140 is being renewed for expenditure during 1967-68 against Rs. 3,89,83,515 in 1966-67 and the Balance of Rs. 4,54,71,286 is being allowed to lapse.

9. The percentage of establishment to the total expenditure for 1966-67 and the previous year is as given below :—

Divisions.	Percentage to total expenditure during	
	1966-67	1965-66
I	34.91	34.37
I	29.36	23.79
III	34.70	33.80

#### LOAN WORK EXPENDITURE (CITY)

10. The opening balance on 1st April 1966 on account of Loan Funds excluding the Trust Fund was Rs. 1,76,05,829. Loans aggregating to Rs. 9,20,62,072 were raised during the year. A credit of Rs. 3,259 was received on account of Transfer of Stores under Capital Stock (Foras Road Depot). The total loan funds available for expenditure during the year were Rs. 10,96,71,160. The total expenditure incurred during the year amounted to Rs. 10,12,14,472 leaving a balance of Rs. 84,56,688 in the Loan Funds at the close of the year.

The following statement compares the expenditure on Capital Works with the Budget and Revised Estimates during the last three years :—

Year	Loans and Trust Fund			Percentage of actuals to Budget Estimates	Percentage of actuals to Revised Estimates
	Budget Estimates	Revised Estimates	Actuals		
	Rs.	Rs.	Rs.		
1964-65	10,90,51,279	14,00,08,529	4,45,93,680	41	32
1965-66	15,15,06,410	17,21,04,234	8,76,77,945	57	50
1966-67	20,36,32,700	21,18,65,364	10,12,52,981	50	48

The percentage of actual expenditure to the Funds available works out to 92.

#### SUBURBS

The amount of New Loan proposed in the Budget as well as Revised Estimates for 1966-67 was Rs. 1½ crores and actually raised to finance capital Works Expenditure including purchase of plant and Machinery was Rs. 1,25,00,000.

The Opening Balance on the 1st April 1966 on account of Loan Funds including Trust Fund was Rs. 84,55,063. Adding to this Rs. 126 lakhs raised during the year the total funds available for expenditure were Rs. 2,09,55,063. The total expenditure incurred during the year amounted to Rs. 1,58,04,410 leaving an unspent balance of Rs. 51,50,653 in the Loan Funds at the close of the year.

The following statement compares the expenditure on Capital Works with the Budget and Revised Estimates during the last three years :—

Year	Loan Fund			Percentage of actuals to Budget Estimates	Percentage of actuals to Revised Estimates
	Budget Estimates	Revised Estimates	Actuals		
	Rs.	Rs.	Rs.		
1964-65	3,51,12,600	5,07,81,680	1,51,32,093	42	30
1965-66	4,41,72,100	5,65,51,130	1,32,02,748	30	24
1966-67	3,42,84,500	6,06,71,900	1,58,49,540	46	26

The above figures in Column marked\* do not include the amount of subvention.

The revised estimated for 1966-67 adopted by the Corporation were Rs. 6,06,71,900 including Rs. 1,00,000 on account of Subvention.

#### EXTENDED SUBURBS

The Opening balance on the 1st April 1966 on account of Loan Funds but excluding Trust Fund was Rs. 24,99,799. Adding to this Rs. 5,692 received from Government as contribution and a loan of Rs. 90 lakhs raised during the year the total funds available for expenditure were Rs. 1,15,05,491. The total expenditure incurred during the year amounted to Rs. 73,37,084 leaving an unspent balance of Rs. 41,68,407 in the Loan Funds at the close of the year.

The following statement compares the expenditure in Capital Works with the Budget and Revised Estimates during the last 3 years:—

Year	Loan and Trust Fund				
	Budget Estimates	Revised Estimates	Actuals	Percentage of actuals to Budget Estimates	Percentage of actuals to Revised Estimates
	Rs.	Rs.	Rs.		
1964-65	82,39,700	1,66,60,900	47,10,663	57	28
1965-66	2,62,37,000	1,58,00,900	42,97,929	16	27
1966-67	1,75,54,850	2,19,86,900	73,37,084	42	33

#### SINKING FUND (CITY)

11. The book value of investment of the Sinking Fund amounted to Rs. 18,11,76,177 made up to Rs. 18,11,75,923 being the book value of securities and Rs. 254 in cash with the State Bank of India. Valuing the Municipal and Improvement Trust Debentures at par the market value of the Sinking Fund investments held on 31st March 1967 comes to Rs. 17,98,47,549. This together with the amount of interest accrued upto 31st March 1967, viz., Rs. 15,42,902 and cash with the State Bank of India Rs. 254 brings the total amount of Sinking Fund to Rs. 18,13,90,705 and more than covers the amount, viz., Rs. 17,12,89,141 to which the Sinking Fund should have accumulated upto 31st March 1967. The excess in the Sinking Fund Account was thus Rs. 1,01,01,564.

#### SUBURBS

The book value of investments of Sinking Fund as on 31st March 1967 amounted to Rs. 4,05,29,289 made up of Rs. 4,05,29,195 being the book value of securities and Rs. 94 in cash with the State Bank of India. Valuing the Municipal Debentures at par the market value of Sinking Fund Investments held on 31st March 1967, comes to Rs. 4,00,75,583. This together with amount of interest accrued upto 31st March 1967, viz., Rs. 7,55,582 and cash with the State Bank of India Rs. 94 brings the total amount of Sinking Fund to Rs. 4,08,31,259 and more than covers the amount viz., Rs. 3,90,62,417 to which the Sinking Fund should have accumulated upto 31st March 1967. The excess in the Sinking Fund Account was thus Rs. 17,68,842.

#### EXTENDED SUBURBS

The book value of investment of the Sinking Fund as on 31st March 1967 amounted to Rs. 68,91,582 made up of Rs. 68,91,500 being the book value of the securities and Rs. 82 in cash with State Bank of India. Valuing the Municipal Debenture at par, the market value of Sinking Fund investment held on 31st March 1967 viz., Rs. 68,91,500. This together with the amount of interest accrued upto 31st March 1967, viz., Rs. 1,15,345, and cash with the State Bank of India, of Rs. 82 brings the total amount of Sinking Fund to Rs. 70,06,927 and more than covers the amount viz., Rs. 68,15,433 to which the Sinking Fund should have accumulated upto 31st March 1967. The excess in the Sinking Fund Investment Account was thus Rs. 1,91,494.

#### INVESTMENT (CITY)

12. The total amount invested during the year in Current Call and Fixed Deposit was Rs. 28,67,00,000 and the average rate of interest on all deposits was 5.46 per cent. as against Rs. 5.17 per cent. in the preceding year.

#### SUBURBS

The details of aggregate investments made during the year are as follows:—

	Amount	Average No. of days
	Rs.	
(1) Fixed Deposits	2,04,00,000	153.74
(2) Call Deposits	65,00,000	30.00

The interest earned during the year amounted to Rs. 5,36,827 and the details are as follows:—

	Rs.
(1) On Fixed Deposits	4,74,143
(2) On Call Deposits	23,815
(3) On Investment in Public Securities	38,869
Total	5,36,827

The average rates of interest on Call Deposits and Fixed Deposits were 4.43 per cent. and 5.51 per cent. as against 3.71 per cent. and 4.67 per cent. of the preceding year respectively. The rates realised on Call Deposits ranged from 3 per cent. to 4½ per cent. while those realised on Fixed Deposit ranged from 5 per cent. to 6.1/8 per cent. The maximum rates realised on Call Deposits and Fixed Deposits during preceding year were 4.1/8 per cent. and 5½ per cent. respectively.

## EXTENDED SUBURBS

The details of aggregate investments made during the year are as follows:—

	Amount	Average number of days
	Rs.	
(1) Call Deposits	... 20,00,000	53.00
(2) Fixed Deposits	... 90,00,000	97.00

The interest earned during the year amounted to Rs. 3,07,834 and the details are as follows:—

	Rs.
(1) Call Deposits	... 13,068
(2) Fixed Deposits	... 1,22,765
(3) On Investment in Public securities	... 1,72,001
Total	... 3,07,834

The average rates of interest realised on Call Deposit and Fixed Deposit were 4.50 per cent. and 5.12 per cent. as against 3.86 per cent. and 4.85 per cent. of the preceding year respectively. The rates realised on Call Deposits ranged from  $4\frac{1}{4}$  per cent. to  $4\frac{1}{2}$  per cent. while those realised on fixed deposits ranged from 5 per cent. to  $5\frac{1}{4}$  per cent. The maximum rates realised on Call and Fixed Deposits during the preceding year were  $4\frac{1}{2}$  per cent. and  $5\frac{1}{4}$  per cent. respectively.

The average rates of interest on all deposits were 5.05 per cent. as against 4.81 per cent. in the preceding year.

## RESERVE STOCK

13. The opening Balance and the receipt of General Stores during the year as per books maintained in this office were Rs. 58,33,381 and Rs. 48,59,689 respectively and the issues amounted to Rs. 47,43,892. The Closing Balance of General Stores was therefore Rs. 59,49,178, i.e., more by Rs. 1,15,797 than the Opening Balance.

As against this the outstanding balance on 31st March 1967 according to Controller of Stores is Rs. 15,51,901. The difference of Rs. 43,97,277 is due to adjustment in respect of Stores, etc., issued by the Controller of Stores to the Departments not having been returned by them to this office in time for being adjusted in the accounts of 1966-67. The Opening Balance the receipt of General Stores of Foras Road Depot during the year as per this office book were Rs. 4,10,463 and Rs. 1,14,160 respectively and issues amounted to Rs. 2,32,944. The Closing Balance of general stores, Foras Road Depot was Rs. 2,91,679, i.e., less by Rs. 1,18,784.

## CAPITAL STORES

14. The Opening Balance of Rs. 1,63,20,052 together with the receipts of Capital Stores during the year viz., Rs. 1,32,01,545 aggregated to Rs. 2,95,21,597. As against this the issues during the year aggregate to Rs. 86,24,314 thus resulting in increase of Rs. 45,77,231 in the Closing Balance of Capital Stores, viz. Rs. 2,08,97,283 compared with Opening Balance. The opening Balance and the receipts of Capital Store Foras Road Depot were Rs. 54,494 and Rs. 43,099 respectively and the issues amounted to Rs. 46,358 thus resulting in a decrease of Rs. 3,259 in the Closing Balance of capital Stores Foras Road Depot viz. Rs. 51,235 compared with Opening Balance.

## Street Improvements (City)

15. The provision made in the Revised Loan Works Budget for meeting claims on account of acquisition of set backs was Rs. 50,00,000 the expenditure being Rs. 25,81,990. This leaves a balance of Rs. 24,18,010. After deducting all ascertained time barred claims the undischarged commitments upto 31st March 1967 in regard to set backs already acquired and sanctioned to be acquired amount to Rs. 6,00,000 against which we have provision of Rs. 30,00,000 in Budget for 1967-68.

## Suburbs

The provision made in the Revised Loan Works Budget for meeting the claims on account of acquisition of set backs was Rs. 14,00,000 the expenditure being Rs. 10,52,960. This leaves a balance of Rs. 3,47,040. After deducting all ascertained time barred claims the undischarged commitments upto 31st March 1967 in regard to set back already acquired and sanctioned to be acquired amount to Rs. 20,00,000 against which we have a provision of Rs. 23,00,000 in the Budget for 1967-68.

## Levelling Metalling, etc., Private Streets

16. The expenditure on the Improvement of Private Streets is financed in the first instance from Plant and Machinery Depreciation Fund pending recovery from the House owners.



The following statement shown the figures of advance sanctioned, expenditure incurred and recoveries made during the last three years :—

	Expenditure				Recoveries inclusive of Interest and Supervision charges
	Actual Expenditure of work	Supervision charges	Interest etc. Advances	Total	
	Rs.	Rs.	Rs.	Rs.	Rs.
1964-65	...	...	31,072	31,072	8,282
1965-66	...	...	32,415	32,415	...
1966-67	...	...	34,067	34,067	175

Balance of supervision charges outstanding as on 31st March 1967 is Rs. 31,048.

### IMPROVEMENT SCHEME

#### General Account

17. The total income for the year amounted to Rs. 2,05,28,759 against Rs. 1,88,06,130 for the previous year showing a net increase of Rs. 17,22,629, viz., increase of (1) Rs. 1,51,737 under Rent and Other Proceeds of Properties (2) Rs. 4,71,850 under Contribution from Municipal Corporation (3) Rs. 10,00,000 under Grant-in-aid from Government for meeting the deficit in General Account (4) Rs. 1,47,438 under Interest and profit on Investments counter balanced by decrease of Rs. 48,396 under Miscellaneous Receipts.

#### Expenditure

18. The total expenditure for the year aggregated to Rs. 1,98,76,381 against Rs. 1,81,64,473 for the previous year showing an increase of Rs. 17,11,908. This is made up of increase of (1) Rs. 10,06,221 under Maintenance of Properties and Streets and (2) Rs. 7,05,687 under Debt Charges. The expenditure of Rs. 1,98,76,381 comprises of expenditure of Rs. 1,03,85,754 under Maintenance of Properties and Streets inclusive of cost of Management and Establishment and Rs. 94,90,627 under Debt Charges. The Surplus of Rs. 6,52,378 in the General Account is transferred to Capital Account.

19. The loan liabilities at the beginning of the year stood at Rs. 15,63,18,629. A loan of Rs. 50,00,000 was raised during the year. The repayment of loan during the year amounted to Rs. 30,82,336 out of which Rs. 10,92,836 were repaid to Government on the basis of equated payment and Rs. 19,89,500 to the Debenture Holders. The outstanding loan liabilities at the close of the year thus stood at Rs. 15,82,36,293.

Out of this, the amount outstanding on account of Government Loans aggregating to Rs. 6,75,06,793 requires some explanation. All the Debentures in respect of loans aggregating to Rs. 4,76,00,000 originally raised from Government have now been repurchased according to the approved programme for Sinking Fund Investment. The liability to Government on this account is therefore only Rs. 1,99,06,793.

#### Capital Account

20. The Opening Balance on 1st April 1966 was Rs. 67,02,830. During the year under report receipts on account of sale proceeds of lands and buildings amounted to Rs. 2,85,592 and a loan of Rs. 50,00,000 was raised. The total funds available were thus Rs. 1,19,88,422. The total expenditure incurred amounted to Rs. 59,96,755. The surplus in the General Account for the year which amounted to Rs. 6,52,378 was transferred to the Capital Account. The unspent balance at the close of the year stood at Rs. 66,44,045.

#### Expenditure on Scheme

21. The actual expenditure incurred during the year on Schemes amounted to Rs. 59,96,755 as against the Revised Estimates of Rs. 2,05,78,150 including Rs. 11,30,850 on account of cost of Management and Establishment.

#### Sinking Fund

22. The position of the Sinking Fund is as shown below :—

Amount of Fund on 1st April 1966	Interest, etc. realisation	Sinking Fund Instalment	Withdrawn for Payment	Amount of Fund on 31st March 1967
Rs.	Rs.	Rs.	Rs.	Rs.
6,86,55,564	31,88,210	15,66,387	19,89,500	7,14,20,661

The Sinking Fund as on 31st March 1967 amounts to Rs. 7,14,20,661 of which Rs. 7,14,20,425 represent the book value of the securities and Rs. 236 in cash with the State Bank of India. Valuing the Bombay Improvement Trust and Municipal Debentures at par the market value of the Sinking Fund Investment held on 31st March 1967 comes to Rs. 7,15,88,535. This together with the amount of interest accrued upto 31st March 1967, viz., Rs. 1,78,417 and cash with the State Bank of India, viz., Rs. 236 brings the total amount of Sinking Fund to Rs. 7,17,67,188 against Rs. 5,74,57,685 the amount to which the Sinking Fund should have accumulated upto 31st March 1967. The excess in the Sinking Fund Investment account is thus Rs. 1,43,09,503.

23. The gross capital liabilities of the Improvement Schemes stood at Rs. 16,29,94,783 at the close of the year and the assets at Rs. 37,13,60,384 including the book value of the Funds comprised in Schedule 'W' and 'X' resulting in a surplus of Rs. 20,83,65,601

### SLUM CLEARANCE ACCOUNT

#### General Account (City and Suburbs)

##### CITY SECTION

##### Income

24. The total income for the year amounted to Rs. 10,84,939 against Rs. 13,38,890 for the previous year showing a net decrease of Rs. 2,53,951. This is made of increase of Rs. 18,962 under Rent and other Proceeds of the properties and decrease of Rs. 2,72,913 under Interest and Profits on Investments.

##### Expenditure

The Expenditure for the year amounted to Rs. 19,71,257. This is made up of Rs. 7,26,014 under Maintenance of Properties and Streets and Rs. 12,45,243 under Debt Charges resulting in a deficit of Rs. 8,86,318 at the close of the year which was transferred to Capital Account.

##### Suburban Section

The total Income for the year amounted to Rs. 2,89,091 against Rs. 1,67,126 for the previous year showing a net increase of Rs. 1,21,965, i.e., increase of (i) Rs. 1,12,668 under Rent and other proceeds of properties and (ii) Rs. 9,297 under Interest and Profits on Investments.

##### Expenditure

The Expenditure for the year amounted to Rs. 7,16,730. This is made of Rs. 90,753 under Maintenance of Properties and Streets and Rs. 6,25,977 under Debt Charges. The net deficit of Rs. 4,27,639 was transferred to Capital Account.

### SLUM CLEARANCE CITY

#### Capital Account

25. (1) The Opening Balance on 1st April 1966 was Rs. 14,93,024. The amount of Rs. 9,27,061 was received from Government as Loan. An amount of Rs. 12,24,199 was received from Government as Grant-in-Aid. A loan of Rs. 50,00,000 was raised from Public. Thus the total funds available for expenditure were Rs. 86,44,284. The total expenditure amounted to Rs. 19,04,433. The deficit in the General Account amounting to Rs. 8,86,318 was transferred to Capital Account and Rs. 3,07,000 received in excess as loan during 1959-60 are transferred to Suburbs Capital Account. The unspent balance at the close of the year stood at Rs. 55,46,533.

#### Sinking Fund

The position of the Sinking Fund is shown below :—

Amount of Fund 1st April 1966	Interest realisation	Sinking Fund Instalment	Withdrawn for Payment	Amount of Fund on 31st March 1967
Rs.	Rs.	Rs.	Rs.	Rs.
19,22,850	77,368	3,62,587	...	23,62,805

The Sinking Fund on 31st March 1967 amounts Rs. 23,62,805 of which Rs. 23,62,602 represent the book value of the Securities and Rs. 203 cash with the State Bank of India. Valuing the Bombay Improvement Trust and Municipal Debentures at par the market value of the Sinking Fund Investment held on 31st March 1967 comes to Rs. 23,63,400. This together with the amount of interest accrued upto 31st March 1967, viz., Rs. 8,352 and cash with the State Bank of India, viz., Rs. 203 brings the total amount of Sinking Fund to Rs. 23,71,955 against Rs. 22,83,351 the amount to which the Sinking Fund should have accumulated upto 31st March 1967. The excess in Sinking Fund Investment account is thus Rs. 88,604.

### SLUM CLEARANCE (SUBURBS)

#### Capital Account

(3) The Opening Balance on 1st April 1966 was Rs. 22,87,173.

In addition to this an amount of Rs. 2,46,808 was received as Loan from Government and sales proceeds of lands and buildings amounted to Rs. 61,711. An amount of Rs. 3,62,640 was received as subsidy from

Government Rs. 3,07,000 received in excess as Loan and credited to City Capital Account in 1959-60 is transferred to this account in this year. A loan of Rs. 50,00,000 was raised from Public. The total funds available for expenditure were Rs. 82,65,332. The total expenditure amounted to Rs. 53,25,493 and deficit in the General Account amounting to Rs. 4,27,639 is transferred to Capital Account. The unspent balance at the close of the year stood at Rs. 25,12,200.

(4) The position of Sinking Fund is as follows :—

Amount of Fund on 1st April 1966	Interest realisation	Sinking Fund Instalment	Withdrawn for Payment	Amount of Fund on 31st March 1967
Rs.	Rs.	Rs.	Rs.	Rs.
4,02,760	18,093	1,28,370	...	5,49,223

The Sinking Fund as on 31st March 1967 amounts to Rs. 5,49,223 of which Rs. 5,48,870 represent the Book Value of the Securities and Rs. 353 in cash with the State Bank of India. Valuing the Bombay Municipal Debenture at par, the market value of the Sinking Fund Investment held on 31st March 1967 comes to Rs. 5,48,900. This together with the amount of interest upto 31st March 1967, viz. Rs. 526 and cash with the State Bank of India, viz., Rs. 353 brings the total amount of the Sinking Fund to Rs. 5,49,779 against Rs. 5,41,393 the amount to which the Sinking Fund should have accumulated upto 31st March 1967. The excess in the Sinking Fund Investment account is thus Rs. 8,386.

### EDUCATION FUND

26 (i) The following summarises the transactions for the year pertaining to Revenue and the Actuals for the preceding year :—

	1966-67.			Actuals for 1965-66.	
	Budget Estimates.	Revised Estimates.	Actuals.		
	Rs.	Rs.	Rs.	Rs.	
Opening Balance	...	15,60,000	31,57,000	31,57,380	63,10,490
Income	...	5,96,98,300	6,35,05,780	6,36,31,595	5,00,32,413
Expenditure	...	6,09,16,717	6,72,96,754	6,02,76,412	5,30,31,361
		—12,18,417	—37,90,974	+33,55,183	—29,98,948
Balance	...	3,41,583	—6,33,974	65,12,563	33,11,542
Reservation for Advances, etc., shown below	...		+10,98,000	—21,39,063	—1,54,162
		3,41,583	4,64,026	43,73,500	31,57,380

(ii) Details of reservation of Advances, etc., are —

	Rs.
Increase in—	
Renewed Grants	...
	27,04,629
Deduct—	
Decrease in—	
Miscellaneous Advances	...
Advances for plant and Machinery	...
	5,54,156
	11,410
	5,65,566
Net Increase	...
	21,39,063

(iii) The net unhypothecated Surplus cash Balance on 31st March, 1967 was as under:—

Liability.	Rs.	Assets.	Rs.
Advance for Plant and Machinery	...	Surplus Revenue Funds as per	
Miscellaneous Advances	...	Appendix No. 31	...
Minimum required by law	...		53,39,131
Surplus Cash Balances	...		
	43,53,500		
Total	...		53,39,131
	53,39,131		

(iv) The Loan Liabilities at the beginning and at the end of the year were as under :—

Outstanding debt on 1st April 1966.	Loans raised during the year.	Repayment during the year.	Outstanding debt on 31st March 1967.
Rs. 6,78,56,500	Rs. 50,00,000	Rs. 3,000	Rs. 7,28,53,500

(v) The position of Sinking Fund is shown below :—

Amount of Fund on 1st April 1966.	Interest, etc. realised.	Sinking Fund Instalments.	Total	Withdrawn for payment of Loans on 31st March 1967.	Amount of Fund
Rs. 1,62,78,650	Rs. 8,22,625	Rs. 47,25,431	Rs. 2,18,26,706	Rs. 3,000	Rs. 2,18,23,706

The value of Securities held in Sinking Fund Account on the basis of market rates prevailing on 31st March, 1967 including accrued interest and cash exceeded the actuarial amount of the Sinking Fund by Rs. 4,44,828 which is held in the Sinking Fund Account.

### INCOME

(vi) The estimated income for the year was Rs. 5,96,98,300 and the Revised Estimate was Rs. 6,35,05,780. The actuals amounted to Rs. 6,36,31,595 resulting in increase of Rs. 39,33,295 on the Budget Estimates and an increase of Rs. 1,25,815 on the Revised Estimates. The rate of Education Cess was continued at 2½ per cent. of rateable value on buildings and lands, the rateable value of each of which is not less than Rs. 300 per annum, and 2 per cent. of the rateable value on buildings and lands, the rateable value of each of which is less than Rs. 300 per annum but not less than Rs. 75 per annum.

### EXPENDITURE

(vii) The final sanctioned Grants amounted in the aggregate to Rs. 7,20,84,335 as follows :—

	Rs.
Budget Grants	... 6,09,16,717
Unexpended Grants for previous years renewed for expenditure	... 28,88,565
Additional Grants	... 82,79,053
	<u>7,20,84,335</u>
Final sanctioned Grants	... <u>7,20,84,335</u>

The transfers from one Budget to another without affecting the total Budget Provision of the year amounted to Rs. 67,275.

(viii) Against the final grant of the year aggregating to Rs. 7,20,84,335 as stated above, the actuals amounted to Rs. 6,02,76,412 leaving an unexpended balance of Rs. 1,18,07,923 at the close of the year. Of this, a sum of Rs. 62,41,334 is being renewed for expenditure during 1967-68 against Rs. 35,36,705 in 1966-67, the balance viz., Rs. 55,66,589 being allowed to lapse as savings.

(ix) The percentage of Establishment cost inclusive of expenditure on Dearness Allowance, Provident Fund and Pension, etc., charges to the total expenditure for 1966-67 as compared with the previous year's percentage is given below :—

	Percentage to the total expenditure during	
	1966-67	1965-66
	Rs.	Rs.
(1) Establishment	... 68.87	68.88
(2) Labour	... 7.51	7.21

### LOAN FUNDS

(x) The Opening Balance on 1st April 1966 on account of Loan Funds excluding the Trust Funds was Rs. 84,08,260. The amount of new loan proposed in the Budget for 1966-67 was Rs. 100 lakhs. A loan of Rs. 50 lakhs was raised during the year. The total Loan Funds available for expenditure during the year thus amounted to Rs. 1,34,08,260.

The expenditure incurred on Loan Works during the year amounted to Rs. 34,60,982. The expenditure on account of Advance for purchase of furniture for new school buildings during the year was Rs. 61,424 and the amount recouped was Rs. 4,59,096. The closing balance at the end of the year was Rs. 1,03,44,950.

(xi) The following statement contrasts of the expenditure on capital works with the Budget and the revised estimates during the last three years :—

	LOAN AND TRUST FUND.			Percentage of actuals to Budget Estimates.	Percentage of actuals to Revised Estimates.
	Budget Estimates.	Revised Estimates.	Actuals.		
	Rs.	Rs.	Rs.	Rs.	Rs.
1964-65 ...	2,72,46,000	2,18,53,922	85,41,818	31	39
1965-66 ...	2,08,30,000	1,11,64,622	59,43,164	29	53
1966-67 ...	59,99,000	1,72,38,700	34,60,982	58	20

The above figures do not include the amount on purchase of furniture for new school buildings.

The percentage of actual expenditure to the funds available works out to 26.

(xii) The Book Value of investments of Sinking Fund as on 31st March 1967 amounted to Rs. 2,18,23,706 made up of Rs. 2,18,23,678 in Securities and Rs. 28 in cash with the State Bank of India. Valuing the Municipal Debentures at par, the market value of the Sinking Fund investment held on 31st March, 1967 comes to Rs. 2,12,96,163. This together with the amounts of interest accrued upto 31st March 1967 viz., Rs. 2,89,320 and cash with the State Bank of India of Rs. 28 brings the total amount of Sinking Fund to Rs. 2,15,85,511 and more than covers the amount of Rs. 2,11,40,683 to which the Sinking Fund should have accumulated upto 31st March 1967. The excess in Sinking Fund Account was thus Rs. 4,44,828.

(xiii) The total amount invested during the year in Call and Fixed Deposit was Rs. 3,13,00,000 and the average rate of interest on all Deposits was 5.24 per cent. as against 5.01 per cent in the preceding year.

V. C. PARIKH,  
Chief Accountant.

## APPENDICES

## MUNICIPAL ACCOUNT

- No. 1.—General Financial Statistics.
- No. 2.—Statement of Surplus Revenue Fund for 1966-67.
- \*No. 3.—Statements showing the Income realised during 1966-67 as compared with estimates for the year as also with the actuals for the preceding year.
- \*No. 4.—Statements showing the expenditure during 1966-67 as compared with the Final sanctioned grants.
- No. 5.—Balance Sheet (Revenue) as at 31st March 1967. City, Suburbs & Extended Suburbs.
- \*No. 6.—Statement of Special Funds for 1966-67.
- No. 7.—Balance Sheet (Capital Funds) as at 31st March 1967. City, Suburbs & Extended Suburbs.
- No. 8.—Block Account, Summary, (excluding details)
- \*No. 9.—Statements showing (1) the total amount of Municipal loans raised (2) the expenditure incurred there against and (3), the invested balance of the loans on 31st March 1967.
- \*No. 10.—Statement showing the actual investment on account of the Sinking Fund of different Municipal Loans upto 31st March 1967 compared with the amounts which should have accumulated upto that date on the basis of the fixed instalments and the sums set aside as Sinking Fund as at 31st March 1967.
- No. 11.—Statement showing outstanding loans due by the Municipality, the interest outstanding on 1st April 1966 on the different loans, the amount payable for the year 1966-67, the amount paid by the State Bank of India and in office during that year and the balances outstanding on 31st March 1967. City, Suburbs & Extended Suburbs.
- \*No. 12.—Water Works, Income and Expenditure Account.
- \*No. 12A.—Water Works Assets and Liabilities.
- \*No. 13.—Markets and Slaughter Houses, Income and Expenditure Account for 1966-67.
- \*No. 14.—Municipal Printing Press, Income and Expenditure for the year 1966-67.
- \*No. 14A.—Statement of Advance of Accounts for 1966-67.
- \*No. 14B.—Statement of Advance Accounts out of Special Funds for 1966-67.
- \*No. 14C.—Statement of Deposit Accounts for 1966-67.
- \*No. 14D.—Statement of Reserve Stores Stock Accounts for 1966-67.
- \*No. 14E.—Statement of interest accrued but not paid in respect of the Municipal loans outstanding on 31st March 1967.
- \*No. 14E(1)—Statement showing details of Debt Equalisation Fund.
- No. 15.—Statement of amounts of receipts and expenditure respectively, credited and debited to the Municipal Fund during the year 1966-67 and the balance at the credit of the fund at the close of the year 1966-67 (i. e., 31st March 1967). City, Suburbs & Extended Suburbs.
- \*No. 16.—Comparison of Face, Purchase and Market values at 31st March 1967 of the different securities held in the Special Funds
- \*No. 16A.—Comparison of Face, Purchase and Market values at 31st March 1967 of the different securities held in the Sinking Funds.
- \*No. 16B.—Statements showing the amount of and the object for which the donations held under Public Monuments Maintenance Fund were received from different parties upto 31st March 1967.
- \*No. 16C.—Statements showing the amount of and the object for which the endowments held under Endowments Fund were received from different parties upto 31st March 1967.
- \*No. 17.—Since deleted
- \*No. 18.—Statement of the Income of the Bombay Municipality from 1960-61 to the close of the financial year 1966-67.
- \*No. 19.—Statement of the Expenditure of the Bombay Municipality from 1960-61 to the close of the financial year 1966-67.
- \*No. 20.—Contrasted statement of Income and Expenditure from the year 1960-61 to the financial year 1966-67.

## IMPROVEMENT SCHEMES ACCOUNT

- \*No. 21.—General Financial Statistics.
- No. 22.—General Account for the year 1966-67.
- No. 22A.—Slum Clearance Account City (General Account).
- No. 22B.—Slum Clearance Account Suburban (General Account).
- \*No. 23.—General Account for 1966-67—Details of Income.
- \*No. 23A.—General Account Slum Clearance (City) for 1966-67 details of Income
- \*No. 23B.—General Account Slum Clearance (Sub.) for 1966-67 details of Income.
- \*No. 24.—General Account for 1966-67—Details of Expenditure.
- \*No. 24A.—General Account Slum Clearance (City) for 1966-67 details of Expenditure.
- \*No. 24B.—General Account Slum Clearance (City) for 1966-67 details of Expenditure.
- No. 25.—Balance sheet (Capital Account) as at 31st March 1967.
- No. 25A.—Balance sheet Slum Clearance City.
- No. 25B.—Balance sheet Slum Clearance Suburbs.
- No. 26.—Block Account showing Capital Expenditure upto 31st March 1967.
- No. 26A.—Block Account showing Capital Expenditure upto 31st March 1967—for Slum Clearance City.
- No. 26B.—Block Account showing Capital Expenditure upto 31st March 1967 for Slum Clearance Suburbs & Extended Suburbs.
- \*No. 27.—Statement showing scheduled land as specified in the Schedules W to Z annexed to Act XIII of 1933.
- \*No. 28.—Statement showing the actual investments on account of the Sinking Fund of different Improvement Trust 31st March 1967.
- \*No. 28A.—Statement showing actual investments on account of Sinking Fund for Slum Clearance upto 31st March 1967 compared with the amounts which should have accumulated upto that date on the basis of the fixed instalments and the sums set aside as Sinking Fund, as at 31st March 1967.
- \*No. 28B.—Slum Clearance (Suburb) Sinking funds as on 31-3-1967.
- No. 29.—Statement showing outstanding loans of the Bombay Improvement Trust due by the Municipality, the interest outstanding on 1st April 1966 on the different loans, the amount payable for the year 1966-67, the amount paid during the year and the balances outstanding on 31st March 1967.
- No. 29A.—Statement showing outstanding loan of the Slum Clearance Scheme (City) Budget 'B' etc.
- \*No. 30.—Comparison of Face, Purchase and Market values at 31st March 1967 of the different securities held in the Sinking Fund.
- \*No. 30A.—Comparison of Face, Purchase and Market values at 31st March 1967 of the different securities held in the Slum Clearance.

## EDUCATION FUND

- No. 31.—Revenue Account for the year ended 31st March 1967.
- \*No. 32.—Statement showing Net Receipts during the year 1966-67 from all sources as contrasted with the original and Revised Budget Estimates.
- \*No. 33.—Statement showing actuals Expenditure as compared with the final sanctioned grants for 1966-67.
- No. 34.—Revenue Account Balance Sheet as at 31st March 1967.
- No. 35.—Capital Fund Balance Sheet as at 31st March 1967.
- \*No. 36.—Block Account showing details of Capital Expenditure upto 31st March 1967.
- No. 37.—Statement showing outstanding loan due by the Municipality, the interest outstanding on 1st April 1965 on different loans, the amount payable for the year 1966-67 the amount paid by the State Bank of India and in office during that year and the balances outstanding on 31st March 1967.
- \*No. 38.—Statement showing the actual investment on account of the sinking Fund of different Education Loans upto 31st March 1967 compared with the amounts which should have accumulated upto that date on the basis of the fixed instalments and the sums set aside as Sinking Fund as at 31st March 1967.
- \*No. 39.—Statement of Advances for 1966-67.
- \*No. 39A.—Statement of Deposit Accounts for 1966-67.
- \*No. 39B.—Statement of interest accrued but not paid in respect of the Municipal loans outstanding on 31st March 1967.
- No. 40.—Statement showing the amounts of receipts and Expenditure respectively credited and debited on the Education Fund during the year 1966-67 and the balance at the credit of the fund at the close of the year 1966-67. (i. e. 31st March 1967).
- \*No. 41.—Comparison of Face, Purchase and Market values at 31st March 1967 of the different securities held in the Sinking Funds
- \*No. 41A.—Statement showing the amount of and object for which the endowments held under the Endowment Fund were received from different parties upto 31st March 1967.

\* These Appendices will be found in the Departmental copies of Annual Accounts for the year 1966-67.

## APPENDIX No. 1

## General Financial Statistics

	1962-63.	1963-64.	1964-65.	1965-66.	1966-67
<i>General.</i>					
1. Area of the Greater Bombay (acres)	1,08,159	1,08,159	1,08,315	1,08,787	1,08,787
2. Population ...	* 41,52,056	* 41,52,056	* 41,52,056	* 41,52,056	* 41,52,056
<i>Rates and Assessments.</i>					
3. Rateable value Rs.	44,61,89,704	47,57,60,641	50,02,90,389	52,26,84,909	58,80,67,789
4. Rateable value per head of population.	Rs. 107-46	Rs. 114-58	Rs. 120-49	Rs. 125-89	Rs. 141-63
5. Properties registered in the Assessment Book	1,34,398	1,39,936	1,57,725	1,67,901	1,78,993
<i>Income.</i>					
	Rs. at 19 per cent.	Rs. at 24 per cent.	Rs. at 24 per cent.	Rs. at 24 per cent.	Rs. at 24 per cent.
6. General Tax ...	7,28,49,559	9,05,32,119	9,73,74,201	10,40,38,719	11,79,91,593
7. Income from other sources ...	14,84,04,692	14,59,65,778	15,04,89,226	20,79,62,432	25,40,72,497
Total Income Rs.	22,12,54,251	23,64,97,897	24,78,63,427	31,20,01,151	37,20,64,090
8. Incidence of Taxation per head ...	Rs. 40-94	Rs. 46-40	Rs. 48-75	Rs. 64-45	Rs. 78.03
<i>Loans.</i>					
	Rs.	Rs.	Rs.	Rs.	Rs. 71.03
9. Debt outstanding ...	60,80,64,435	64,55,24,951	63,54,56,252	69,92,24,580	77,24,66,728
10. Redemption and Sinking Funds in hand or invested ...	18,39,50,948	21,52,60,191	19,92,50,877	22,32,25,488	22,85,97,049
11. Net Loan Debt ...	42,41,13,487	43,02,64,760	43,62,05,375	47,59,99,092	54,38,69,679
12. Net Debt per head of population ...	Rs. 102-15	Rs. 103-63	Rs. 105-50	Rs. 114-64	Rs. 130.99
<i>Expenditure.</i>					
	Rs.	Rs.	Rs.	Rs.	Rs.
13. Water Works—Maintenance ...	2,04,93,990	2,14,69,723	2,06,24,250	2,35,39,588	2,63,52,239
Debt Charges ...	3,36,37,478	3,78,48,333	3,29,49,026	3,70,00,082	3,69,57,715
14. Primary Education ...	2,33,00,178	2,63,29,030	2,87,59,244	3,27,03,880	4,60,40,770
15. Medical Relief ...	2,10,40,972	2,45,27,915	2,76,06,757	3,68,85,325	4,11,36,568
16. Other City services ...	8,34,57,535	9,42,07,553	9,70,73,137	12,78,74,357	14,65,74,688
17. Debt Charges—excluding Water Works...	2,61,79,410	3,03,40,534	3,09,06,569	3,38,28,556	3,06,14,605
Total Expenditure Rs. ...	20,81,10,063	23,47,23,088	23,79,18,983	29,18,21,788	32,76,76,585

\* As per Census 1961.

**APPENDIX No. 2**

*Revenue Account for the year ended 31st March 1967.*

Particulars		Total		Particulars		Total	
		Rs.	P.			Rs.	P.
To Revenue Expenditure	...	32,76,76,584	32	By Revenue Receipts	...	37,20,64,089	70
To Balance being Surplus for the year (1966-67)	...	4,43,87,505	38				
		37,20,64,089 70				37,20,64,089 70	
To Contribution towards Improvement Schemes during 1967-68	...	93,46,380	00	By Surplus Revenue Fund as at 1st April 1966	...	8,36,36,599	97
To Revenue Expenditure to be incurred in 1967-68 and provided for as renewed grants	...	4,49,61,140	00	.. Surplus for the year 1966-67	...	4,43,87,505	38
		5,43,07,520 00		.. Contribution towards Improvement Schemes during 1966-67	...	91,16,100	00
To Balance being Surplus Revenue Fund as at 31st March 1967 as per Appendix No. 5 of Div. I, II, III (Combined)	...	12,18,16,200	35	.. Revenue of previous years reserved for the year 1966-67	...	3,89,83,515	00
		17,61,23,720 35				4,80,99,615 00	
						17,61,23,720 35	



## Appendix No. 5

(CITY)

Revenue Account Balance Sheet as at 31st March 1967.

LIABILITIES.		Rs.	P	ASSETS.		Rs.	P.
<b>Debts—</b>				<b>Cash at Bank</b> ... 88,29,081 14			
Due on Cash Bills Outstanding Account	...	1,10,180	42	<b>Cash in Office</b>	...	2,11,41,600	72
.. Cheques payable	...	51,38,903	44	<b>Municipal Loans—Interest warrants Payable Account</b>	...	1,66,279	60
.. Stores purchased, Outstanding Accounts	...	9,75,843	18	<b>B. I. Trust Loans—Interest warrants Payable Account</b>	...	19,180	13
.. Outstanding Charges for 1966-67 and previous years	...	2,75,81,840	60	<b>Interest on B. I. Trust Loans Payable Account</b>	...	180	00
.. Outstanding Charges on account of Interest accrued but not paid (Vide details shown in Appendix No. 14-E)	...	34,59,672	34	<b>Interest Receivable Account</b>	...	9,42,310	00
.. Debt charges Equalization Fund [Vide Appendix 14E (1)]	...	6,24,804	38			3,10,98,631	59
<b>Improvement Schemes—</b>				<b>Debts—</b>			
Contribution falling due in 1967-68	...	67,64,700	00	Due for Stores sold	...	42,12,522	36
Deposits in Cash and Public Securities from Contractors and private parties (Vide details shown in Appendix No. 14-C)	...	9,12,36,973	80	Do. Foras Road Depot	...	26,371	88
		13,58,92,917	56			42,38,894	24
Public Monuments Maintenance Fund (vide details shown in Appendix No. 16-B)	...	1,31,815	74	<b>Stock—(Vide Appendix No. 14-D)</b>			
Endowments Fund (vide details shown in Appendix No. 16-C)	...	12,90,288	77	Stock (Reserve Stores)	...	59,48,842	86
		14,22,104	51	Stock (Reserve Stores) Foras Road Depot	...	2,91,679	93
<b>Stock Account—</b>				Line Suspense Account	...	87,518	70
Capital Purchases Account.	...	Dr. 5,38,800	01	Surplus & absolute Stores	...	6,448	32
Stock Adjustment Account	...	3,188	81			63,34,489	81
		Dr. 5,35,611	20	Capital Stores—	...		
<b>Special Funds as at 31st March 1967—</b>				Stock	...	47,62,366	48
Municipal Fire and Accident Insurance Fund	...	20,11,918	14	Stock (Foras Road Depot.)	...	9,664	80
Net Premia Fund	...	45,71,214	63			47,72,031	28
Provident Fund	...	15,38,86,793	55	Plant and Machinery Purchased out of S.C.B.	...	23,51,189	96
Fines Fund	...	...	...	Amount: with D.A. (Subs.)	...	62,00,000	00
Plant and Machinery Depreciation Fund	...	32,74,183	80	Amount advanced to BEST Undertaking	...	1,00,00,000	00
Hospital Fund	...	20,59,649	32			6,94,36,359	71
K. E. M. Hospital and G. S. M. College Equipment Fund	...	1,75,261	04	<b>Advances, Recoverable—(Vide Appendix No. 14-A)</b>			
G. S. M. College and K. E. M. Hospital Research Fund	...	1,80,400	27	Deposits in G. P. notes with Central Rly. and with D. G. S. New Delhi	...	6,97,715	00
Fidelity Guarantee Insurance Fund	...	3,24,414	24	<b>Advances out of Special Funds—(Vide Appendix No. 14-B)</b>			
Motor Vehicles Third Party Insurance Fund	...	12,85,727	91	Advances from Plant and Machinery Depreciation Fund for Levelling, Metalling etc., Private Streets	...	7,15,238	38
Welfare Fund	...	...	...	Amount advanced from Net Premia Fund for the purchase of Plant and Machinery for the Municipal Printing Press	...	18,946	21
Land (Reclamation and Acquisition) Fund	...	73,75,530	64	<b>Advances for meeting Capital Expenditure from:—</b>			
Pension Fund	...	4,00,01,143	32	Municipal Fire and Accident Insurance Fund	...	10,18,833	55
Gratuities Fund	...	44,26,581	99	Plant and Machinery Depreciation Fund	...	8,79,931	10
		21,95,72,818	85	Net Premia Fund	...	14,42,004	91
Reserve Purchase Foras Road	...	1,789	50	K. E. M. Hospital & G.S.M. College Research Fund	...	9,516	13
				Hospital Fund	...	5,25,512	31
				Land (R & A) Fund	...	28,61,890	44
				G.S.M. College and K.E.M. Hosp. Equipment Fund	...	17,185	31
						74,89,058	34
				<b>Deposits in Public Securities—</b>			
				With the State Bank of India	...	9,85,795	00
				In Office	...	40,01,708	57
						49,87,503	57
Carried Forward	...	35,63,54,019	22	Carried Forward	...	14,76,05,873	50

**Appendix No. 5—(Concl'd.)  
(CITY)**

LIABILITIES		Rs.	P.	ASSETS.				Rs.	P.	
Brought forward ...		35,63,54,019	22	Brought forward ...				14,76,05,873	50	
Surplus Revenue Fund as per Appendix No. 2	...	15,17,65,050	57	Investments—		In Securities.		Deposits in Cash, Call, Fixed & Current A/c		
						Rs.	P.	Rs.	P.	
				Municipal Fire and Accident Insurance Fund ...	9,92,900	00	184	59	9,93,084	59
				Net Premia, etc., on different Municipal Loans ...	31,10,155	50	108	01	31,10,263	51
				Provident Fund ...	15,38,86,747	05	46	50	15,38,86,793	55
				Plant and Machinery Depreciation Fund ...	16,78,824	00	190	30	16,79,014	32
				Hospital Fund ...	15,34,000	00	137	01	15,34,137	01
				K.E.M. Hospital and G.S.M. College Equipment Fund.	1,57,900	00	175	73	1,58,075	73
				G.S.M. College and K.E.M. Hospital Research Fund	1,70,700	00	184	14	1,70,884	14
				Fidelity Guarantee Insurance Fund ...	3,24,400	00	14	24	3,24,414	24
				Land (Reclamation & Acquisition) Fund ...	45,13,522	00	88	20	45,13,640	20
				Motor Vehicles (Third party) Insurance Fund ...	50,000	00	12,35,727	91	12,85,727	91
				Pension Fund ...	4,00,01,070	00	73	32	4,00,01,143	32
				Gratuities Fund ...	44,26,500	00	81	99	44,26,581	99
					21,08,46,748	55	12,37,011	96	21,20,83,760	51
				Investment of Surplus moneys in Public Securities.						
				3% Conversion Loan 1946 †**	37,514	57	...		37,514	57
				Public Monuments Maintenance Fund (Vide Appendix No. 16-B) ...	1,31,723	74	92	00	1,31,815	74
				Endowments Fund (Vide Appendix No. 16-C) ...	12,90,002	61	286	16	12,90,288	77
				Surplus Fund—		Face Value.	Book Value.			
				In Securities:—						
				3 % G.P. Notes ...	900	00	432	00		
				2½ % U.P.Z.A.R.C. Bonds ...	7,50,000	00	1,41,643	56		
				6 % B.M. Debentures ...	7,21,42,600	00	7,21,42,600	00		
				4½ % Do. ...	37,02,600	00	37,02,600	00		
				4 % Do. ...	27,56,400	00	27,56,400	00		
				4 % Do. ...	23,04,400	00	22,92,878	00		
				3½ % Do. ...	1,000	00	995	00		
				4½ % B.I.T. Debentures ...	15,66,400	00	15,66,400	00		
					8,32,24,300	00	8,26,03,948	56		
				In fixed, call, & current deposit and in cash	...		6,43,65,868	14	14,69,69,816	70
				Total ...	50,81,19,069	79	...	...	50,81,19,069	79

\* For Face, Purchase and Market Values of each kind of securities held in the Special Funds, please see Appendix No. 16.

† In respect of permanent deposits from lessees.

\*\* Face Value of the securities is Rs. 40,400.

APPENDIX No. 5  
Suburbs,  
Revenue Accounts Balance sheet as at 31st March 1967

LIABILITIES.	Rs. P.	ASSETS.	Rs. P.
<b>Debts—</b>		Cash at Bank ...	13,36,478 90
Due on Cash Bills Outstanding Account ...	2,45,185.48	Cash in Office ...	41,30,165 05
Due on Cheques payable ...	15,43,265.12	Current Account with the State Bank of India, Bombay for payment of interest on Suburban Loans ...	2,70,951 69
Due on Outstanding Charges for 1966-67 and previous year ( <i>vide</i> Appendix No. 4) ...	1,20,00,000.00	Bombay Municipal Corporation Loans Interest Warrants payable Account ...	25,595 75
Due on Outstanding Charges on account of interest accrued but not paid ( <i>vide</i> details shown in Appendix No. 14) ...	13,11,635.37		57,63,191 39
Deposits in cash and public securities from contractors and private parties ( <i>vide</i> details shown in Appendix No. 13) ...	2,32,80,060.39	With State Bank of India Bombay for Re-payment of Suburban Loan ...	15,000 00
	3,83,80,146.36	Plant and Machinery Balance on 1-4-1966 ...	25,141.82
Advance received from other Divisions ...	83,16,824.45	Less—Amount recouped ...	25,141 82
Public Monuments Maintenance Fund ( <i>vide</i> details shown in Appendix No. 16B) ...	16,317.94		
Special Funds as at 31st March 1966—		In Securities. In Cash.	
Water Mains Depreciation Fund ...	77,834.60	Public Monuments Maintenance Fund ( <i>vide</i> Appendix No. 16B) ...	16,300.00 17.94 16,317 94
Hospital Fund ...	1,41,691.87	Advances Recoverable ( <i>vide</i> Appendix No. 12)—	
Secondary Schools Committee Gymnasium Fund ...	5,284.22	Municipal Officers ...	1,48,524 83
	2,24,810.69	Departmental Works ...	16,18,903 36
Contribution to Budget 'B' for 1967-68 ...	19,21,430.00	Private Works ...	9,31,231 57
		Sundries, Misc. Advances ...	37,12,915 99
		Advances for Improvement of Private Streets ...	1,73,357 66
		Purchase of Petrol and Diesel Oil ...	1,40,150 05
		Municipal Contractors ...	647 01
		Demolition of Shades ...	72,191 53
		Mechanical Transport ...	29,51,452 55
			97,49,375 35
		<b>Deposit in Public Securities—</b>	
		With the State Bank of India ...	9,44,990 00
		With the Reserve Bank of India, Bombay ...	300 12
		In Office ...	63,400 00
			10,08,690 12
		Investments Rs. Rs.	
		† Special Funds ...	
		Water Mains Depreciation Fund ...	77,799.80 34.80 77,834 60
		Hospital Fund ...	1,41,600.00 91.87 1,41,691 87
		Secondary Schools Committee Gymnasium Fund ...	5,226.40 57.82 5,284 22
			2,24,626.20 184.49 2,24,810 69
		<b>Surplus Fund—</b> Face Value. Cost.	
		5½% Maharashtra State Development Loan ...	2,04,900 2,02,851.00
		4½% Municipal Debentures 1964-65 (Internal Loan) ...	8,39,900 8,39,900.00
		6% Municipal Debentures 1966-67 (Interest) ...	33,02,000 33,02,000.00
			43,46,800 43,44,751.00 43,44,751 00
		In Cash and Fixed, Deposits ...	2,49,374.13 2,49,374 13
		Deficit in Revenue Funds. ...	2,74,62,877 00
<b>Total ...</b>	<b>4,88,59,529.44</b>	<b>Total ...</b>	<b>4,88,59,529 44</b>

† For Face, Purchase and Market Value of each kind of Securities held in the Special Funds please see Appendix No. 16.

## APPENDIX No. 5

(EXTENDED SUBURBS)

Revenue Account Balance Sheet as at 31st March 1967.

LIABILITIES	Rs.	ASSETS	Rs.
<b>Debts—</b>		Cash at Bank	15,11,367.01
Due on Cash Bills Outstanding Account	21,639.07	Cash in Office	12,87,644.95
Due on Cheques payable	9,70,779.70	Current Account with the State Bank of India, Bombay for payment of interest on Extended Suburbs Loans	54,437.9
Due on Outstanding Charges for 1966-67 and previous years (Appendix No. 4)	53,79,300.00	Bombay Municipal Corporation Loans Interest Warrants payable account	1,417.50
Due on Outstanding Charges on account of interest accrued but not paid (Appendix No. 14)	2,13,322.24		28,54,867.40
Deposits in cash and public securities from contractors and private parties (Appendix No. 12)	77,56,488.41	Amount transferred to Div. II	21,16,824.45
<b>Special Funds as at 31st March 1967—</b>		<b>Advances Recoverable—</b>	
Hospital Fund	94,500.00	Municipal Officers Departmental Work	35,217.96
Contribution to Budget 'B'	6,60,250.00	Private Works	5,00,847.68
		Sundries, Misc. Advances	4,35,754.36
			16,12,987.93
			25,84,807.93
		<b>Deposit in Public Securities—</b>	
		<b>In Office</b>	4,02,050.00
		Investments	
		†Special Funds	
		Hospital Fund	94,500.00
			94,500.00
		<b>Surplus Fund—</b>	
		4½% Bom. Municipal Debentures 1964-65	20,700
		Post Office National Savings Certificates	60,000
		5½% Maharashtra State Development Loan 1977	5,00,000
		3½% U.P.E.E. Act Bonds	69,800
		6% Bom. Mun. Budget 'A'	21,57,800
		Div III Internal Loan 1965-66	21,57,800
		6% Bom. Mun. Budget 'A'	8,31,500
		Div III Internal Loan 1966-67	8,31,600
			36,39,900
			36,56,920.00
		In Cash, Fixed Deposits etc.	9,00,336.42
		Deficit in Revenue Funds	24,85,973.22
			9,00,336.42
<b>Total</b>	<b>1,50,96,279.42</b>	<b>Total</b>	<b>1,50,96,279.42</b>

## APPENDIX No. 6.

## HOSPITAL FUND

	Dr.		Cr.	
	Rs.	Ps.	Rs.	Ps.
Balance on 1st April 1966	...	...	94,500.00	...
Balance on 31st March 1967 as per Balance Sheet, Appendix No. 5	94,500.00	...	...	...
<b>Total</b>	<b>94,500.00</b>	...	<b>94,500.00</b>	...

† Fore Face, Purchase and Market Value of each kind of Securities held in the Spl. Funds please see Appendix No. 17

**APPENDIX No. 7.**  
**(CITY)**

*Capital Fund Balance Sheet as at 31st March 1967*

LIABILITIES.	Ra.	P.	ASSETS.	Ra.	P.
<b>Loans Outstanding :-</b>					
<b>Due to Government</b> (Vide details as shown in Appendix No. (11))	...	4,45,54,354.52	<b>Block Account :-</b>		
<b>Due to Public—</b> (Vide details as shown in Appendix No. (11))	...	55,88,74,500.00	<b>Loan Funds—</b>		
<b>Advances from Special Funds—</b> (Vide details as shown in Appendix No. (11))	...	67,54,873.71	Property and Assets at original cost per Appendix No. 8	97,33,40,785	99
		<u>61,01,83,728.23</u>			
<b>Trust Fund Account—</b>	Ra.	P.	<b>Deduct—Subventions granted for the conversions of privies into water closets, shown below</b>	14,43,163	44
Donation from Mr. D. M. Bahadurji	3	69	...	<u>97,23,97,622</u>	55
Donation from Sheth Shantilal M Perikh for the establishment of Blood Bank	11,709	99			
Donation from— The Trustees of the late Justice Badruddin Tyabji Memorial Fund for the construction of Orchard House at Victoria Garden	1,694	50	<b>Add—Subventions granted for the conversion of privies into water closets</b> Rs. 22,97,055.00		
Donation from— The Chairman of Trustees of the Lotus Trust for the construction of electric crematorium at Chandanwadi	71	62			
Donation from— The Managing Trustee of Shri Ramkunwar Charitable 'X' Ray Institute Trust for Conversion of F Ward Stables into an Isolation Hospital for 80 Beds for T. B. Patients, etc.	51,001	00	<b>Deduct—Expenditure written off</b>	8,53,891.56	14,43,163 44
Donation from— Reserve Bank of India for construction of a ward 38/40 beds for accommodating their Sick employees in K. E. M. Hospital	48,417	39			97,38,40,785 99
Donation from— The Trustees of Shri Anant Nathaji Maharaj Jain Temple towards the cost of construction of a new public convenience,	1	25	<b>Trust Fund—</b>		
Donation from— Dr. G. V. Deshmukh for providing additional 50 Surgical Beds for women in the M.G. H. Sion...	250	00	Expenditure as per Appendix No. 8	...	71,55,206 96
Amount received from Government of Bombay for the work of construction of Sub-way near church Gate Station	00	38	<b>Worn out Water Mains Renewal Fund—</b>		
Amount received from the Poor Box Charity Fund for Convalescent Home at K. E. M. Hospital	1,43,267	31	Expenditure as per Appendix No. 8	...	9,64,525 91
Amount received from the President, T.N.M. College Pavilion Fund and Smt. Desai Shri M.M. Amersay for construction of Pavilion at T.N.M. College	38,660	42	<b>Municipal Land and Buildings Fund—</b>		
Amount received from the Governor's Hospital Fund for extension of Orthopaedic Theatre at K. E. M. Hospital	2,20,268	96	Land purchased and Buildings erected as per Appendix No. 8	...	43,03,043 42
Amount received from Rockefeller Foundation Trust, for the work of construction of additional floors over the Registration Block and outpatients department, etc. at K. E. M. Hospital	2,25,270	20	Temporary advance to Development Fund	...	31,77,390 37
Open Air Theatre at Victoria Garden	25,000	00	<b>Investments—</b>		
Amount received from the Parsee Central Association Co-operative Housing Society Ltd., for construction of 1100 additional stones at Mahalaxmi Dhokiwada	861	63	<b>Sinking Fund—</b>		
Amount received from Central Government for Isolation Hospital	1,25,000	00	As per Appendix No. 10	(a)	18,11,76,177 24
Amount received from Messrs. J. J. Kapadia and Co L.d., for construction of a new Building for T. N. M. College (Mural Painting for)	65	62	<b>Loan and Trust Funds—</b>		
Amount received from Phiroze Bharucha Memorial Fund for the establishment of Thoracic and Cardiac Institute	55,959	29	Amount reserved for capital stores		
Amount received from late Shri Mohamed Haji Sabu Siddik or the work of construction of an additional floor over the existing Maternity Home at Cadell Road	34,872	71	In Securities	25,15,700	00
		9,82,375 96	Fee Value Book Value	25,15,700	00
Carried over	...	61,11,66,104 19	In cash and fixed deposits	69,23,364	41
					94,39,064 41
					<u>1,19,62,32,680 56</u>

(a) For Face, Purchase and Market Values of Securities held in the Sinking Funds, please see Appendix No. 16A—  
z The amount represents the balance on account of Trust Funds and Loan Funds.

**APPENDIX No. 7--(Concl'd.)  
(CITY)**

LIABILITIES.		Rs.	ASSETS.		Rs.
Surplus—	Brought over ...	61,11,66,104.19		Brought over ...	1,19,62,32,680.56
<b>CAPITAL ASSETS AT ORIGINAL COST OVER LIABILITIES:—</b>					
Sinking Fund on Loans	... ..	18,11,76,177.24			
Loans Redemption Fund	... ..	39,64,96,340.16			
Premia on Loans	... ..	3,20,848.74			
Contributions from Special Funds	... ..	8,03,171.02			
Do. Revenue for Loan Works Establishment	... ..	17,869.98			
Do. G I. P. Railway	... ..	3,74,000.00			
Do. Port Trust	... ..	1,56,500.00			
Do. Government for Schools	... ..	5,00,000.00			
Do. Government for widening the Love Grove Bridge	... ..	91,234.00			
Do. Worn-out Water Mains Renewal Fund	... ..	9,64,525.91			
Do. Land and Buildings Fund	... ..	74,80,433.79			
Do. Development Fund	... ..	1,34,32,075.48			
Do. Revenue towards Bai Jerbai Wadia Hospital for Children	... ..	7,00,000.00			
Do. Trust Fund	... ..	71,55,206.96			
Do. Trustees Gokuldas Tejpal Charities	... ..	18,123.64			
Grant in aid from Government for widening the Road in Colaba division		12,975.87			
		60,96,99,482.79			
Deduct—					
Assets written off—					
Amount as on 31st March 1966	Rs. 2,26,67,308.97				
Additions during the year 1966-67.	„ 19,65,597.45				
		2,46,32,906.52			
		58,50,66,576.37			
Grand Total	...	1,19,62,32,680.56		Grand Total	1,19,62,32,680.56

**APPENDIX No. 7**  
(Suburbs)  
*Capital Fund Balance Sheet as at 31st March 1967*

LIABILITIES.		ASSETS.	
	Rs.	P.	
<b>Loans Outstanding—</b>			<b>Block Account—</b>
<b>Due to Government—</b>			
<b>Due to Public—</b> 12,70,83,000.00	12,70,83,000	00	<b>Loan funds—</b>
(Vide details as shown in Appendix No. 11). ...			Property and Assets at original cost as per Appendix No. 8
			14,82,34,425 47
<b>Trust Fund Account—</b>			
<b>Donation for School Building at—</b>			<b>Trust Fund—</b>
New Mandala ...	Rs. P.		Expenditure as per Appendix No. 8 ...
Extension to School at Madh ...	11 75		4,50,330 69
	682 56		
		694 31	
<b>Surplus—</b>			<b>Sinking Fund—</b>
<b>Capital Assets at original cost over Liabilities—</b>			As per Appendix No. 10 ...
Sinking Fund on Loans	4,05,29,289	49	4,05,29,289 49†
Loan Redemption Fund	1,70,83,983	48	
<b>Contribution from Trust Fund</b>	3,75,215	69	
<b>Contribution from Government</b> ...	89,92,515	25	
<b>Contribution from Budget A Div. I</b> ...	3,00,000	00	
	6,72,81,003	91	<b>In Fixed Deposits</b> ... 51,50,644 00
			<b>In Cash</b> ... 8 57
			51,50,652 57
<b>Grand Total</b> ...	19,43,64,698	22	<b>Grand Total</b> ... 19,43,64,698 22

† For face Purchase and Market values of securities held in the Sinking Funds, please see appendix No. 16A.

\* Includes Rs. 43,214. 31 being balance on account of Trust Fund.

**APPENDIX No. 7**  
(EXTENDED SUBURBS)  
*Capital Fund Balance Sheet as at 31st March 1967.*

LIABILITIES.		ASSETS.	
	Rs. Ps.		Rs. Ps.
Loans Outstanding—		Block Account—	
Due to Government ...	...	Loan Funds—	
Due to Public (Appendix No. 11) ...	3,52,00,000.00	Property and Assets at original cost ..	3,45,31,593.38
Surplus—		Sinking Fund—	68,91,581.75
Capital Assets at original cost over Liabilities		Loan Funds—6% Bom. Mun. Budget A (Division III) Internal Loan Debentures 1966-67	31,68,400.00
Sinking Fund on Loan 68,91,581.75 (Appendix No. 10)		In Fixed Deposit Rs. 10,00,000.00	
Contribution from Government ..	35,00,000.00	In cash	6.62
	1,03,91,581.75		41,68,406.62
<b>Total ..</b>	<b>4,55,91,581.75</b>	<b>Total ..</b>	<b>4,55,91,581.75</b>

**APPENDIX No. 8**  
(EXTENDED SUBURBS)  
**SUMMARY**

	Total Capital Expenditure upto 31st March 1966.		Expenditure during 1966-67.		Total Capital Expenditure upto 31st March 1967.	
	Rs.	Ps.	Rs.	Ps.	Rs.	Ps.
<b>Loan Funds.</b>						
I.—General Supervision, Collection of Revenue, etc. ...	8,00,906.72		1,68,373.35		9,69,280.07	
II.—Water Works	1,20,47,933.31		14,76,608.87		1,35,24,542.18	
V.—Public Health Department	1,94,933.70		28,890.12		2,23,823.82	
VI.—Medical Relief and Education	15,26,886.20		4,69,238.06		19,96,124.26	
VII.—Street Cleansing and Conservancy Road Watering	23,75,061.97		12,95,775.27		36,70,837.24	
VIII.—Roads, S. W. Drains and Public Lighting	72,34,324.42		30,43,892.46		1,02,78,216.88	
IX.—Mechanical	17,075.00		...		17,075.00	
X.—Buildings, Land Acquisition and Management	6,22,919.93		58,138.96		6,81,058.89	
XI.—Fire Brigade	1,16,170.18		...		1,16,170.18	
XIII.—Gardens and Open Spaces	5,93,751.57		49,949.97		6,43,701.54	
XIV.—Markets and Slaughter Houses	9,98,301.94		4,48,325.14		14,46,627.08	
XV.—Village Amenities	3,65,247.28		2,56,174.29		6,21,421.57	
Plant and Machinery	2,55,774.30		41,717.87		2,97,492.17	
Discount and other charges on Loans	45,222.50		...		45,222.50	
<b>Grand Total ..</b>	<b>2,71,94,509.02</b>		<b>73,37,084.36</b>		<b>3,45,31,593.38</b>	



**APPENDIX No. 8.**  
**(CITY)**  
**SUMMARY**

	Total Capital Expenditure upto 31st March 1966.	Expenditure During 1966-67.	Capital Expenditure upto 31st March 1967.
	Rs.	Out of Loan Funds. Rs.	Rs.
<b>(1) Loan Funds</b>			
I.—General supervision, Collection of Revenue, etc. ...	99,07,363	19,85,081	1,18,92,444
II.—Water Works ...	47,97,56,305	7,45,83,138	55,43,39,443
III.—Education, Primary ...	27,98,012	...	27,98,012
IV.—Education, Secondary ...	20,704	...	20,704
V.—Public Health Department ...	1,29,88,748	1,85,237	1,31,73,985
VI.—Medical Relief and Education.	4,58,20,191	30,20,253	4,88,40,444
VII.—Street, Cleansing and Conservancy Road Watering and Halalkhore Service ...	5,52,99,777	15,11,294	5,68,11,071
VIII.—Roads, Drains and Sewers ...	14,54,36,711	92,94,154	15,47,30,865
IX.—Mechanical ...	37,11,598	...	37,11,598
X.—Buildings, Land Acquisition and Management ...	6,68,59,987	58,52,277	7,27,12,264
XI.—Fire Brigade ...	30,74,732	...	30,74,732
XIII.—Gardens and Open Spaces ...	89,74,774	12,50,859	1,02,25,633
XIV.—Markets and Slaughter Houses	1,38,42,410	13,19,993	1,51,62,403
XV.—Slum Service ...	38,75,642	16,257	38,91,899
XVI.—Measures for Civil Defence...	1,87,149	...	1,87,149
XVII.—Greater Bombay ...	2,81,068	...	2,81,068
XVIII.—Industrial Estates ...	84,79,721	1,33,857	86,13,578]
Discount and other charges on Loans	66,33,952	...	66,33,952
Plant and Machinery ...	66,43,067	96,475	67,39,542
<b>(1) Loan Funds—Total.</b>	<b>87,45,91,911</b>	<b>9,92,48,875</b>	<b>97,38,40,786</b>
<b>(2) Trust Fund</b>			
Works executed ...	71,16,698	38,509	71,55,207
<b>(3) Worn out Water Mains Renewal Fund</b>			
Works executed ...	9,64,526	...	9,64,526
<b>(4) Land and Buildings Fund</b>			
Lands purchased and buildings erected ...	43,03,044	...	43,03,044
<b>Grand Total.</b>	<b>88,69,76,179</b>	<b>9,92,87,384</b>	<b>98,62,63,563</b>

## APPENDIX No. 8

(Suburbs)

## SUMMARY

	Total Capital expenditure upto 31st March 1966.	Expenditure during 1966-67.	Total Capital expenditure upto 31st March 1967.
	Rs.	Rs.	Rs.
<b>(1) Loan Funds.</b>			
I.—General Supervision, Collection of Revenue, etc. ...	14,26,155.14	1,41,892.84	15,68,047.98
II.—Water Works ...	2,48,93,903.18	34,97,111.41	2,83,91,014.59
III.—Education Primary ...	1,24,023.59	...	1,24,023.59
IV.—Education Secondary ...	63,925.39	2,287.95	66,213.34
V.—Public Health Department ...	3,10,575.94	31,265.57	3,41,841.51
VI.—Medical Relief and Education ...	39,61,730.96	10,40,906.04	50,02,637.00
VII.—Street Cleansing and Conservancy, Road Watering and Halalkhore Service ...	3,73,94,548.92	19,03,094.60	3,92,97,643.52
VIII.—Roads, S. W. Drains and Public Lighting ...	4,51,76,662.72	77,25,503.34	5,29,02,166.06
IX.—Mechanical ...	50,501.36	...	50,501.36
X.—Buildings, Land Acquisition and Management ...	77,56,867.32	11,10,212.20	88,67,079.52
XI.—Fire Brigade ...	14,46,387.28	1,459.62	14,47,846.90
XIII.—Gardens and Open Spaces ...	17,33,582.24	2,53,348.17	19,86,930.41
XIV.—Markets and Slaughter Houses ...	19,54,416.39	1,94,899.48	21,49,315.87
XV.—Village Amenities ...	31,81,815.68	2,27,077.66	34,08,893.34
Plant and Machinery ...	20,86,570.64	Cr. 2,79,518.63	18,07,052.01
Discount and other charges on Loans ...	8,23,218.47	...	8,23,218.47
<b>(1) Loan Funds—Total ...</b>	<b>13,23,84,885.22</b>	<b>1,58,49,540.25</b>	<b>14,82,34,425.47</b>
<b>(2) Trust Fund</b>			
Works Executed ...	4,95,460.36	Cr. 45,129.67	4,50,330.69
<b>Grand Total ...</b>	<b>13,28,80,345.58</b>	<b>1,58,04,410.58</b>	<b>14,86,84,756.16</b>

**Appendix**

**Statement showing Outstanding Loans due by the Municipality, the interest outstanding on 1st State Bank of India, and in Office during that year**

Serial No.	Particulars of Loans.	Rate of Interest per Annum	Balance due on 1st April 1966.		Amount raised in 1966-67.		Total.		Amount re-paid in 1966-67	
			Rs.	Ps.	Rs.	Ps.	Rs.	Ps.	Rs.	Ps.
<b>Loans raised from Government.</b>										
1	100 Lacs Loan (1953-54)	4½ per cent.	64,61,392	67	E	64,61,392	67	3,82,535	81	
2	100 Lacs Loan (1953-54)	4½ per cent.	64,61,392	67	E	64,61,392	67	3,82,535	81	
3	100 Lacs Loan (1954-55)	4½ per cent.	68,28,333	45	E	68,28,333	45	3,66,940	83	
4	100 Lacs Loan (1954-55)	4½ per cent.	68,28,333	45	E	68,28,333	45	3,66,940	83	
5	100 Lacs Loan (1955-56)	4½ per cent.	71,80,315	12	E	71,80,315	12	3,51,981	61	
6	100 Lacs Loan (1955-56)	4½ per cent.	71,80,315	12	E	71,80,315	12	3,51,981	61	
7	50 Lacs Loan (1955-56)	4½ per cent.	35,90,156	06	E	35,90,156	06	1,75,990	95	
8	100 Lacs Loan (1956-57)	4 per cent.	16,02,015	64	F	16,02,015	64	16,02,015	64	
9	100 Lacs Loan (1957-58)	4 per cent.	31,42,415	14	G	31,42,415	14	15,40,399	4	
10	50 Lakhs Loan (1958-59)	4 per cent.	15,71,207	57	G	15,71,207	57	7,70,199	75	
Total—Loans raised from Government.			5,08,45,876	89	...	5,08,45,876	89	62,91,522	37	
<b>Loans raised from the Public.</b>										
1	The Tansa Water Works Loan (Rs. 147 Lakhs) ...	5 per cent.	5,000	00		5,000	00	(a)	...	
2	25 Lakhs Loan for Sewerage Water and other Sanitary Works due on 1-11-1939	4 per cent.	1,000	00		1,000	00	(a)	...	
3	The 15 Lakhs Loan for Street Improvements ...	4 per cent.	...			...		(a)	...	
4	The 30 Lakhs Loan for the Acquisition of Sites for the Construction of Overbridges...	4 per cent.	26,000	00		26,000	00	(a)	...	
5	The 70 Lakhs Loan for re-duplication Tansa Main and other Auxiliary Works ...	4 per cent.	20,63,000	00		20,63,000	00	(a)	...	
6	The 20 Lakhs Loan for Street Improvements ...	4 per cent.	1,500	00		1,500	00	(a)	...	
7	The 10 Lakhs Loan for the Conversion of the Storm Water Reservoir at Clerk Road into a Public Park 1920 ...	5 per cent.	10,00,000	00		10,00,000	00	(a)	...	
8	160 Lakhs Loan for the Improvement of the Water Supply in Bombay (First Issue)	6 per cent.	14,500	00		14,500	00	(a)	2,000 00	
9	160 Lakhs Loan for the Improvement of the Water Supply Bombay (Second Issue).	6 per cent.	30,000	00		30,000	00	(a)	...	
10	Rs. 37 Lakhs Loan (1929-30) ...	5 per cent.	1,500	00		1,500	00	(a)	...	
11	Rs. 31.43 Lakhs Loan for the repayment of Rs. 40 Lakhs Loan due 19th December 1929 ...	5 per cent.	...			...		(a)	...	
12	Rs. 29 Lakhs Loan for the repayment of Rs. 39,94,000 out of 6 per cent. 50 Lakhs Loan due 1st August 1929 ...	5 per cent.	...			...		(a)	...	
Loans from Public Carried over Rs. ...			31,47,500	00	...	31,47,500	00	4,000	00	
Loans from Govt. Carried over Rs. ...			5,08,45,876	89	...	5,08,45,876	89	62,91,522	37	

(a) As under the terms of these loans the bonds cannot be repaid to the holders before the dates stipulated in the debentures, the Sinking Fund has been invest as shown in detail in Appendix No. 10.

E—These loans are repayable in twenty-five annual equated instalments of principal and interest, the first instalment being payable on the first anniversary date of the drawal of the loan.

F—The loan is repayable in seven annual equated instalments of both principal and interest commencing from 1960-61.

G—This loan is repayable in seven annual equated instalments of both principal and interest commencing from 1961-62.

**No. 11 City**

*April 1966 on the different Loans, the amount payable for the year 1966-67, the amount paid by the and the balances outstanding on 31st March 1967.*

Balance due on 31st March 1967.		Interest outstanding on 1st April 1966		Interest payable in 1966-67.		Total interest due		Deduct—Interest paid by the State Bank of India and in Office.		Outstanding balance on 31st March 1967.	
8		9		10		11		12		13	
Rs.	Ps.	Rs.	Ps.	Rs.	Ps.	Rs.	Ps.	Rs.	Ps.	Rs.	Ps.
60,78,856	86	...		† 2,74,609	19	2,74,609	19	2,74,609	19	...	
60,78,856	86	...		† 2,74,609	19	2,74,609	19	2,74,609	19	...	
64,61,392	62	...		2,90,204	17	2,90,204	17	2,90,204	17	...	
64,61,392	62	...		2,90,204	17	2,90,204	17	2,90,204	17	...	
68,28,333	51	...		3,05,163	39	3,05,163	39	3,05,163	39	...	
68,28,333	51	...		3,05,163	39	3,05,163	39	3,05,163	39	...	
34,14,165	07	...		1,52,581	63	1,52,581	63	1,52,581	63	...	
...		...		64,080	63	64,080	63	64,080	62	0	01
16,02,015	64	...		1,25,696	60	1,25,696	60	1,25,696	60	...	
8,01,007	14	...		62,848	30	82,848	30	62,848	30	...	
4,45,54,354	52	...		21,45,160	67	21,45,160	67	21,45,160	66	*0	01
C	5,000 00 } 3,000 00 }	2,890	06	...		2,890	06	225	00	2,665	06
C	1,000 00	380	00	...		380	00	...		380	00
...		132	00	...		132	00	...		132	00
B	26,000 00	16,499	06	...		16,499	06	...		16,499	06
B	20,60,000 00 } 3,000 00 }	20,712	89	82,402	00	1,03,174	89	98,111	00	4,941	89 *2 00
B	1,500 00	1,298	13	...		1,298	13	...		1,298	13
...	10,00,000 00	...		50,000	00	50,000	00	50,000	00	...	
B	12,500 00	5,515	56	...		5,515	56	1,080	00	4,435	56
B	30,000 00	7,125	75	...		7,125	75	...		7,125	75
B	1,500 00	675	75	...		675	75	...		675	75
...		2,227	31	...		2,227	31	...		2,227	31
...		378	50	...		378	50	...		378	50
31,43,500	00	57,835	01	1,32,402	00	1,90,237	01	1,49,476	00	40,759	01 * 2 00
4,45,54,354	52	...		21,45,160	67	21,45,160	67	21,45,160	67	*0	01

B—Debentures in respect of these loans have remained unpaid owing to their not having been surrendered for repayment upto 31st March 1967. The Debentures do not carry interest from and after the due dates and will be paid when surrendered for repayment by the holders, out of the Sinking Fund Investments.

C—Stoppage is recorded against these Debentures.

\* Treated as saving

No.	Particulars of Loans	Rate of Interest per Annum	Balance due on 1st April 1966.		Amount raised in 1966-67		Total		Amount re-paid in 1966-67.	
			Rs.	Ps.	Rs.	Ps.	Rs.	Ps.	Rs.	Ps.
1	2	3	4		5		6		7	
			Rs.	Ps.	Rs.	Ps.	Rs.	Ps.	Rs.	Ps.
	Loan from Government—Brought forward ...		5,08,45,876.89				5,08,45,876.89		62,91,522.37	
	Loans from Public—Brought forward ...		31,47,500.00				31,47,500.00		4,000.00	
	Loans raised from the Public—contd.									
13	Rs. 40 Lakhs Loan (1930-31) ...	6 per cent.	18,500.00				18,500.00		(a)	...
14	Rs. 24½ Lakhs Loan (1936-37) ...	3 per cent.	24,50,000.00				24,50,000.00		(a)	24,50,000.00
15	Rs. 30 Lakhs Loan (1937-38) ...	3 per cent.	30,00,000.00				30,00,000.00		(a)	...
16	Rs. 30 Lakhs Loan (1938-39) ...	3 per cent.	30,00,000.00				30,00,000.00		(a)	...
17	Rs. 64 Lakhs Loan (1939-40) ...	3 per cent.	64,00,000.00				64,00,000.00		(a)	...
18	Rs. 48 Lakhs Loan (1940-41) ...	3½ per cent.	48,00,000.00				48,00,000.00		(a)	...
19	Rs. 25 Lakhs Loan (1941-42) ...	3½ per cent.	25,00,000.00				25,00,000.00		(a)	...
20	Rs. 20 Lakhs Loan (1943-44) ...	3½ per cent.	20,00,000.00				20,00,000.00		(a)	...
21	Rs. 22 Lakhs Loan (1944-45) ...	3½ per cent.	22,00,000.00				22,00,000.00		(a)	...
22	Rs. 25 Lakhs Loan (1945-46) ...	3½ per cent.	25,00,000.00				25,00,000.00		(a)	...
23	Rs. 54 Lakhs Loan (1946-47) ...	3 per cent.	54,00,000.00				54,00,000.00		(a)	...
24	Rs. 75 Lakhs Loan (1947-48) ...	3½ per cent.	75,00,000.00				75,00,000.00		(a)	...
25	Rs. 61 Lakhs Loan (1948-49) ...	3 per cent.	61,00,000.00				61,00,000.00		(a)	...
26	Rs. 1.25 Crores Loan (1949-50) ...	3½ per cent.	88,14,500.00				88,14,500.00		(a)	...
27	Rs. 2 Crores Loan (1950-51) ...	3½ per cent.	2,00,00,000.00				37,500.00		(a)	14,500
28	Rs. 80 Lakhs Loan (1950-51) ...	3½ per cent.	80,00,000.00				80,00,000.00		(a)	...
29	Rs. 1,75,34,000 Loan (1951-52) ...	3½ per cent.	1,75,34,000.00				1,75,34,000.00		(a)	1,74,94,500.00
30	Rs. 33 Lakhs Loan (1951-52) ...	3½ per cent.	33,00,000.00				33,00,000.00		(a)	33,00,000.00
31	Rs. 60 Lakhs Loan (1951-52) ...	3½ per cent.	60,00,000.00				60,00,000.00		(a)	60,00,000.00
32	Rs. 2,44,14,500 Loan (1952-53) ...	4 per cent.	1,92,000.00				1,92,000.00		(a)	68,500.00
33	Rs. 69 Lakhs Loan (1952-53) ...	4 per cent.	69,00,000.00				69,00,000.00		(a)	...
34	Rs. 35 Lakhs Loan (1952-53) ...	4 per cent.	2,000.00				2,000.00		(a)	...
35	Rs. 110 Lakhs Loan (1953-54) ...	4 per cent.	68,000.00				68,000.00		(a)	8,000.00
36	Rs. 85 Lakhs Loan (1953-54) ...	4 per cent.	85,00,000.00				85,00,000.00		(a)	...
37	Rs. 50 Lakhs Loan (1953-54) ...	4 per cent.	50,00,000.00				50,00,000.00		(a)	...
38	Rs. 1,92,49,000 Loan (1954-55) ...	4 per cent.	1,79,500.00				1,79,500.00		(a)	40,000.00
39	Rs. 70 Lakhs Loan (1954-55) ...	4 per cent.	70,00,000.00				70,00,000.00		(a)	...
40	Rs. 180 Lakhs Loan (1955-56) ...	4 per cent.	1,80,00,000.00				1,80,00,000.00		(a)	...
41	Rs. 30 Lakhs Loan (1955-56) ...	4 per cent.	30,00,000.00				30,00,000.00		(a)	...
42	Rs. 1,15,50,000 Loan (1956-57) ...	4 per cent.	1,15,50,000.00				1,15,50,000.00		(a)	...
43	Rs. 130 Lakhs Loan (1956-57) ...	4 per cent.	1,30,00,000.00				1,30,00,000.00		(a)	...
44	Rs. 1,14,10,500 Loan (1957-58) ...	4½ per cent.	1,14,10,500.00				1,14,10,500.00		(a)	...
45	Rs. 100 Lakhs Loan (1957-58) ...	4½ per cent.	1,00,00,000.00				1,00,00,000.00		(a)	...
46	Rs. 250 Lakhs Loan (1958-59) ...	4½ per cent.	2,50,00,000.00				2,50,00,000.00		(a)	...
47	Rs. 100 Lakhs Loan (1958-59) ...	4½ per cent.	1,00,00,000.00				1,00,00,000.00		(a)	...
48	Rs. 330 Lakhs Loan (1959-60) ...	4 per cent.	3,30,00,000.00				3,30,00,000.00		(a)	...
49	Rs. 1,37,50,000 Loan (1960-61) ...	4½ per cent.	1,37,50,000.00				1,37,50,000.00		(a)	...
50	Rs. 170 Lakhs Loan (1960-61) ...	4½ per cent.	1,70,00,000.00				1,70,00,000.00		(a)	...
51	Rs. 55 Lakhs Loan (1961-62) ...	4½ per cent.	55,00,000.00				55,00,000.00		(a)	...
52	Rs. 225 Lakhs Loan (1961-62) ...	4½ per cent.	2,25,00,000.00				2,25,00,000.00		(a)	...
53	Rs. 200 Lakhs Loan (1962-63) ...	4½ per cent.	2,00,00,000.00				2,00,00,000.00		(a)	...
54	Rs. 150 Lakhs Loan (1962-63) ...	4½ per cent.	1,50,00,000.00				1,50,00,000.00		(a)	...
55	Rs. 165 Lakhs Loan (1963-64) ...	4½ per cent.	1,65,00,000.00				1,65,00,000.00		(a)	...
56	Rs. 235 Lakhs Loan (1963-64) ...	4½ per cent.	2,35,00,000.00				2,35,00,000.00		(a)	...
57	Rs. 220 Lakhs Loan (1964-65) ...	5 per cent.	2,20,00,000.00				2,20,00,000.00		(a)	...
58	Rs. 100 Lakhs Loan (1964-65) ...	4½ per cent.	1,00,00,000.00				1,00,00,000.00		(a)	...
59	Rs. 250 Lakhs Loan (1965-66) ...	5½ per cent.	2,50,00,000.00				2,50,00,000.00		...	...
60	Rs. 300 Lakhs Loan (1965-66) ...	6 per cent.	3,00,00,000.00				3,00,00,000.00		...	...
61	Rs. 200 Lakhs Loan (1965-66) ...	per 6 Cent.	2,00,00,000.00				2,00,00,000.00		...	...
62	Rs. 250 Lakhs Loan (1966-67) ...	5½ per cent.			2,50,00,000.00		2,50,00,000.00		...	...
63	Rs. 400 Lakhs Loan (1966-67) ...	6 per cent.			4,00,00,000.00		4,00,00,000.00		...	...
64	Rs. 250 Lakhs Loan (1966-67) ...	6 per cent.			2,50,00,000.00		2,50,00,000.00		...	...
	<b>Total Loans raised from the Public</b> ...		49,82,54,000.00		9,00,00,000.00		58,82,54,000.00		2,93,79,800.00	
	<b>Total Loans from Govt. and Public</b> ...		54,90,99,876.89		9,00,00,000.00		63,90,99,876.89		3,56,71,022.37	

(a) As under the terms of these loans the bonds cannot be repaid to the holders before the dates stipulated in the debentures, the Sinking Fund has been invested as shown in detail in Appendix No. 10.

## No. 11 City—Continued.

Balance due on 31st March 1966		Interest outstanding on 1st April 1966.		Interest payable in 1966-67.		Total Interest due		Deduct—Interest paid by the State Bank of India and in Office		Outstanding Balance on 31st March 1967.	
8		9		10		11		12		13	
Rs.	Ps.	Rs.	Ps.	Rs.	Ps.	Rs.	Ps.	Rs.	Ps.	Rs.	Ps.
4,45,54,354	52	...	...	21,45,160	67	21,45,160	67	21,45,160	66	*0	01
31,43,500	00	57,835	01	1,32,402	00	1,90,237	01	1,49,476	00	40,759	01
										*2	00
B 18,500	00	10,558	75	...	...	10,558	75	...	...	10,558	75
...	...	...	...	73,500	00	73,500	00	73,500	00	...	...
30,00,000	00	...	...	90,000	00	90,000	00	90,000	00	...	...
30,00,000	00	...	...	90,000	00	90,000	00	90,000	00	...	...
64,00,000	00	...	...	1,92,000	00	1,92,000	00	1,92,000	00	...	...
48,00,000	00	...	...	1,68,000	00	1,68,000	00	1,68,000	00	...	...
25,00,000	00	...	...	87,500	00	87,500	00	87,500	00	...	...
20,00,000	00	...	...	70,000	00	70,000	00	70,000	00	...	...
22,00,000	00	...	...	77,000	00	77,000	00	77,000	00	...	...
25,00,000	00	...	...	87,500	00	87,500	00	87,500	00	...	...
54,00,000	00	...	...	1,62,004	00	1,62,004	00	1,62,000	00	...	*4 00
75,00,000	00	11,115	21	2,43,757	00	2,54,872	21	2,15,336	78	39,527	86
										*7	57
61,00,000	00	...	...	1,83,000	00	1,83,000	00	1,83,000	00	...	...
88,14,500	00	44,826	11	2,86,472	00	@ 3,31,298	11	2,79,776	48	51,520	35
23,000	00	6,113	61	...	...	6,113	61	1,218	74	*1	28
80,00,000	00	...	...	2,60,003	00	2,60,003	00	2,60,000	00	...	*3 00
39,500	00	16,658	29	6,57,525	00	6,74,183	29	6,65,128	47	9,054	62
...	...	750	00	1,23,750	00	1,24,500	00	1,24,499	96	*0	20
...	...	...	...	1,12,502	00	1,12,502	00	1,12,500	00	...	*2 00
B 1,23,500	00	24,230	00	...	...	24,230	00	4,530	00	19,700	00
69,00,000	00	...	...	2,76,000	00	2,76,000	00	2,76,000	00	...	...
B 2,000	00	637	00	...	...	637	00	...	...	637	00
B 60,000	00	9,260	00	...	...	9,260	00	960	00	8,300	00
85,00,000	00	...	...	3,40,000	00	3,40,000	00	3,40,000	00	...	...
50,00,000	00	...	...	2,00,000	00	2,00,000	00	2,00,000	00	...	...
B 1,39,500	00	30,160	00	...	...	30,160	00	1,975	00	28,185	00
70,00,000	00	...	...	2,80,000	00	2,80,000	00	2,80,000	00	...	...
1,80,000	00	51,888	00	7,20,000	00	7,71,898	00	6,04,823	00	1,67,065	00
30,00,000	00	...	...	1,20,000	00	1,20,000	00	1,20,000	00	...	...
1,15,50,000	00	10,910	00	4,62,000	00	4,72,910	00	4,60,940	00	11,970	00
1,30,00,000	00	...	...	5,20,000	00	5,20,000	00	5,20,000	00	...	...
1,14,10,500	00	8,160	38	4,84,947	00	4,93,107	38	4,82,065	55	10,899	97
1,00,00,000	00	...	...	4,25,000	00	4,25,000	00	4,25,000	00	*0	86
2,50,00,000	00	23,052	88	10,62,500	00	10,85,552	88	10,48,135	07	37,417	56
1,00,00,000	00	...	...	4,25,000	00	4,25,000	00	4,25,000	00	*0	25
3,30,00,000	00	1,55,252	00	13,20,000	00	14,75,252	00	12,94,591	00	1,80,701	00
1,37,50,000	00	106	25	5,84,379	00	5,84,485	25	5,84,374	98	106	25
1,70,00,000	00	...	...	7,22,502	00	7,22,502	00	7,22,500	00	*4	02
55,00,000	00	...	...	2,33,752	00	2,33,752	00	2,33,750	00	*2	00
2,25,00,000	00	...	...	9,56,254	00	9,56,254	00	9,56,250	00	*4	00
2,00,00,000	00	2,850	00	9,50,003	00	9,52,853	00	9,52,256	25	593	75
1,50,00,000	00	...	...	6,75,000	00	6,75,000	00	6,75,000	00	*3	00
1,65,00,000	00	18,810	04	7,83,754	00	8,02,564	04	7,95,268	67	7,291	31
2,35,00,000	00	** 1,913	19	11,16,254	00	11,18,167	19	§ 11,18,163	19	*4	00
2,20,00,000	00	9,262	50	11,00,004	00	11,09,266	50	10,95,062	50	14,200	00
1,00,00,000	00	...	...	4,75,002	00	4,75,002	00	4,75,000	00	*4	00
2,50,00,000	00	...	...	14,37,500	00	14,37,500	00	14,26,747	50	*2	00
3,00,00,000	00	...	...	14,15,000	00	14,15,000	00	14,14,990	99	10,752	00
2,00,00,000	00	...	...	12,00,000	00	12,00,000	00	12,00,000	00	0	01
2,50,00,000	00	...	...	14,72,500	00	14,72,500	00	...	...	14,72,500	00
4,00,00,000	00										
2,50,00,000	00										
55,88,74,500	00	4,94,349	22	2,28,54,266	00	2,33,48,615	22	2,12,21,930	13	6,54,134	80
										*14,72,550	29
60,34,28,854	52	4,94,349	22	2,49,99,426	67	2,54,93,775	89	2,33,67,060	79	6,54,134	80
										*14,72,550	30

\* To be treated as Savings.

\*\* Amount provided in Statement 'C'.

† The provision of interest was made for the half year on the basis of Rs. 5 Crores Loan.

B.—Debentures in respect of these Loans have remained unpaid owing to their not having been surrendered for repayment upto 31st March 1967. The Debentures do not carry interest from and after the due date of repayments and will be paid when surrendered for repayment by the holders, out of the Sinking Fund Investments.

@ Short provisions of Rs. 0.10 and Rs. 12,00,000.00 in the interest grant of Loan at Sr. No. 24 and 61 have been met from the balance available under the provision made for the Loan at Sr. No. 26, 62, 63 and 64.

## Appendix

No.	Particulars of Advances	Rate of Interest, per Annum	Balance due on 1st April 1966.		Amount raised in 1966-67.		Total.		Amount re-paid in 1966-67.	
			Rs.	Ps.	Rs.	Ps.	Rs.	Ps.	Rs.	Ps.
	<b>Advances from different Funds for purchase of Plant and Machinery</b>									
1	Advance of Rs. 90,311.06 from Net Premia Fund in 1961-62 ...	4½ per cent.	19,596	15			19,596	15	19,596	15
2	Advance of Rs. 1,39,661.40 from Municipal Fire and Accident Insurance Fund in 1961-62 ...	4½ per cent.	30,306	11			30,306	11	30,306	11
3	Advance of Rs. 3,00,418.45 from Plant and Machinery Depreciation Fund in 1961-62 ...	4½ per cent.	65,185	35			65,185	35	65,185	35
4	Advance of Rs. 1,94,818.99 from Hospital Fund in 1961-62 ...	4½ per cent.	42,274	64			42,274	64	42,274	64
5	Advance of Rs. 6,52,291.72 from Land Reclamation and Acquisition Fund in 1961-62 ...	4½ per cent.	1,41,537	54			1,41,537	54	1,41,537	54
6	Advance of Rs. 3,74,193.79 from Net Premia Fund 1962-63 ...	4½ per cent.	1,59,623	54			1,59,623	54	78,054	94
7	Advance of Rs. 88,294.95 from Municipal Fire and Accident Insurance Fund-1962-63. ...	4½ per cent.	37,664	22			37,664	22	18,418	11
8	Advance of Rs. 19,160.68 from Hospital Fund 1962-63 ...	4½ per cent.	8,172	41			8,172	41	3,997	24
9	Advance of Rs. 670,310.01 from Plat. & Machinery Depreciation Fund-1962-63 ...	4½ per cent.	2,85,939	59			2,85,939	59	1,39,823	72
10	Advance of Rs. 9,62,219.75 from Land (Reclamation and Acquisition) Fund-1962-63 ...	4½ per cent.	4,10,460	62			4,10,460	62	2,00,715	27
11	Advance of Rs. 20,000.00 from K. E. M. H. & G. S. M. C. Equipment Fund-1962-63. ...	4½ per cent.	8,531	04			8,531	04	4,172	10
12	Advance of Rs. 7,16,594.49 from Net Premia Fund 1963-64. ...	4½ per cent.	4,49,734	07			4,49,734	07	1,43,010	63
13	Advance of Rs. 50,163.96 from Municipal Fire and Accident Insurance Fund 1963-64. ...	4½ per cent.	31,482	14			31,482	14	10,011	60
14	Advance of Rs. 1,18,153.55 from Hospital Fund 1963-64. ...	4½ per cent.	74,153	37			74,153	37	23,579	71
15	Advance of Rs. 1,40,703.03 from Plant and Machinery Depreciation Fund 1963-64. ...	4½ per cent.	88,304	21			88,304	21	28,080	55
16	Advance of Rs. 6,79,277.98 from Land (Recl and Acqn) Fund 1963-64. ...	4½ per cent.	4,26,314	89			4,26,314	89	1,35,563	04
17	Advance of Rs. 6,22,459.88 from Net-Premia Fund-1964-65 ...	4½ per cent.	5,09,246	72			5,09,246	72	1,18,590	78
18	Advance of Rs. 1,32,299.72 from Municipal Fire and Accident Insurance Fund-1964-65 ...	Do.	1,08,236	96			1,08,236	96	25,205	74
19	Advance of Rs. 2,94,154.55 from Hospital Fund-1964-65 ...	Do.	2,40,653	89			2,40,653	89	56,041	94
20	Advance of Rs. 4,45,195.94 from Plant and Machinery Depreciation Fund-1964-65 ...	Do.	3,64,223	75			3,64,223	75	84,818	37
21	Advance of Rs. 1,084,822.82 from Land (Reclamation and Acquisition) Fund-1964-65 ...	Do.	8,87,513	90			8,87,513	90	2,06,681	09
22	Advance of Rs. 4,92,637.03 from Net Premia Fund 1965-66 ...	6 per cent.	4,92,637	03			4,92,637	03	87,391	78
23	Advance of Rs. 4,35,022.08 from Municipal Fire and Accident Insurance Fund 1965-66 ...	6 per cent.	4,35,022	08			4,35,022	08	77,171	68
24	Advance of Rs. 82,225.89 from Hospital Fund 1965-66 ...	6 per cent.	82,225	89			82,225	89	14,586	45
25	Advance of Rs. 1,22,934.01 from Plant and Machinery Depreciation Fund 1965-66 ...	6 per cent.	1,22,934	01			1,22,934	01	21,807	96
26	Advance of Rs. 10,50,040.57 from Land (R and A) Fund 1965-66 ...	6 per cent.	10,50,040	57			10,50,040	57	1,86,273	57
27	Advance of Rs. 15,226.92 from K. E. M. Hospital and G. S. M. College Equipment Fund 1965-66 ...	6 per cent.	15,226	92			15,226	92	2,701	39
28	Advance of Rs. 1,64,000.00 from G. S. M. College and K. E. M. Hospital Reserve Fund ...									
	<b>Total (Pl. &amp; Mach.)</b> ...		<b>65,87,241</b>	<b>61</b>			<b>65,87,241</b>	<b>61</b>	<b>19,65,597</b>	<b>45</b>

## No. 11 City—(Contd.)

Balance due on 31st March 1967.		Interest outstanding on 1st April 1966.		Interest payable in 1966-67.		Total Interest due.		Deduct-Interest paid by the State Bank of India and in Office.		Outstanding Balance on 31st March 1967.	
8		9		10		11		12		13	
Rs.	Ps.	Rs.	Ps.	Rs.	Ps.	Rs.	Ps.	Rs.	Ps.	Rs.	Ps.
...		...		832	84	832	84	832	84	...	
...		...		1,288	01	1,288	01	1,288	01	...	
...		...		2,770	38	2,770	38	2,770	38	...	
...		...		1,796	67	1,796	67	1,796	67	...	
...		...		6,015	35	6,015	35	6,015	35	...	
81,568	60	...		7,183	06	7,183	06	7,183	06	...	
19,246	11	...		1,694	89	1,694	89	1,694	89	...	
4,175	17	...		367	76	367	76	367	76	...	
1,46,115	87	...		12,867	28	12,867	28	12,867	28	...	
2,09,745	35	...		18,470	73	18,470	73	18,470	73	...	
4,358	94	...		383	90	383	90	383	90	...	
3,06,723	44	...		21,362	37	21,362	37	21,362	37	...	
21,470	54	...		1,495	40	1,495	40	1,495	40	...	
50,573	66	...		3,522	29	3,522	29	3,522	29	...	
60,223	66	...		4,194	45	4,194	45	4,194	45	...	
2,90,751	85	...		20,249	46	20,249	46	20,249	46	...	
3,90,655	94	...		24,189	22	24,189	22	24,189	22	...	
83,031	22	...		5,141	26	5,141	26	5,141	26	...	
1,84,611	95	...		11,431	06	11,431	06	11,431	06	...	
2,79,405	38	...		17,300	63	17,300	63	29,558	22	...	
6,80,832	81	...		42,156	91	42,156	91	42,156	91	...	
4,05,245	25	...		1,88,859	90	1,88,859	90	29,558	22	1,59,301	68
3,57,850	40	...		1,48,539	75	1,48,539	75	26,101	32	1,22,438	43
67,639	44	...		72,694	38	72,694	38	4,933	55	67,760	83
1,01,126	05	...		98,407	23	98,407	23	7,376	04	91,031	19
8,63,067	00	...		2,70,053	63	2,70,053	63	63,002	43	2,07,051	20
12,525	53	...		8,659	50	8,659	50	913	61	7,745	89
...		...		9,430	00	9,430	00	...		9,430	00
46,21,844	16	...		10,01,358	81	10,01,358	81	3,36,599	59	* 5,12,574	69



## Appendix

No	Particulars of Loans	Rate of Interest per Annum.	Balance due on 1st April 1966		Amount raised in 1966-67		Total		Amount repaid in 1966-67	
1	2	3	4		5		6		7	
			Rs.	Ps.	Rs.	Ps.	Rs.	Ps.	Rs.	Ps.
	Advances brought forward ...		65,87,241	61	...		65,87,241	61	19,56,597	45
28	Advances of Rs. 1,86,654.42 from Net Premia Fund 1966-67 ...	6 per cent.	...		1,86,654.42		1,86,654.42		...	
	Advances of Rs. 5,37,235.27 from Municipal Fire & Accident Insurance Fund 1966-67 ...	6 per cent.	...		5,37,235.27		5,37,235.27		...	
30	Advances of Rs. 2,18,512.09 from Hospital Fund 1966-67 ...	6 per cent.	...		2,18,512 09		2,18,512 09		...	
31	Advances of Rs. 2,93,060.15 from Plant and Machinery Depreciation Fund 1966-67 ...	6 per cent.	...		2,93,060 15		2,93,060 15		...	
32	Advance of Rs. 8,16,793.40 from Land (R. & A.) Fund 1966-67 ...	6 per cent.	...		8,16,793.40		8,16,793 40		...	
33	Advance of Rs. 300.84 from K.E.M. Hospital and G.S.M. College Equipment Fund 1966-67 ...	6 per cent.	...		300 84		300 84		...	
34	Advance of Rs. 9,516.13 from K.E.M. Hospital and G.S.M. College Research Fund 1966-67 ...	6 per cent.	...		9,516 13		9,516 13		...	
		...	65,87,241	61	20,62,072	30	86,49,313	91	19,65,597	45
	<b>Advances from Net Premia Fund for meeting expenditure on Renewal of Road Surface for which no provision exists in the Renewal of Road Surfaces Fund--</b>									
1	Advances of Rs. 2,04,259.50 taken in 1951-52.	3½ per cent.	17,392	30			17,392	30	17,392	30
2	Advance of Rs. 1,24,962.19 taken in 1952-53.	4 per cent.	21,185	72			21,185	72	10,392	57
3	Advance of Rs. 1,74,169.50 taken in 1953-54.	4 per cent.	43,471	82			43,471	82	13,926	13
4	Advance of Rs. 1,23,479.73 taken in 1954-55	4 per cent.	40,311	93			40,311	93	9,493	52
	<b>Total (Rd. Surface) ...</b>	...	<b>1,22,361</b>	<b>77</b>	...		<b>1,22,361</b>	<b>77</b>	<b>51,204</b>	<b>52</b>
	<b>Total Advances as above (P. &amp; M.)...</b>	...	<b>65,87,241</b>	<b>61</b>	<b>20,62,072</b>	<b>30</b>	<b>86,49,313</b>	<b>91</b>	<b>19,65,597</b>	<b>45</b>
	<b>Total Advances as above (Rd. S.) ...</b>	...	<b>1,22,361</b>	<b>77</b>	...		<b>1,22,361</b>	<b>77</b>	<b>51,204</b>	<b>52</b>
	<b>Total Advances from Special Funds...</b>	...	<b>67,09,603</b>	<b>38</b>	<b>20,62,072</b>	<b>30</b>	<b>87,71,675</b>	<b>68</b>	<b>20,16,801</b>	<b>97</b>
	<b>Total loans from Govt, Public at Pages 63-64 ...</b>	...	<b>54,90,99,876</b>	<b>89</b>	<b>9,00,00,000</b>	<b>00</b>	<b>63,90,99,876</b>	<b>89</b>	<b>3,56,71,022</b>	<b>37</b>
	<b>Grand Total—Loans and Advances ...</b>	...	<b>55,58,09,480</b>	<b>27</b>	<b>9,20,62,072</b>	<b>30</b>	<b>64,78,71,552</b>	<b>57</b>	<b>3,76,87,824</b>	<b>31</b>

## No. 11 City—(Concl.)

Balance due on 31st March 1967		Interest outstanding on 1st April 1966		Interest payable in 1966-67		Total Interest due		Deduct-Interest paid by the State Bank of India and in Office		Outstanding Balance on 31st March 1967	
8		9		10		11		12		13	
Rs.	Ps.	Rs.	Ps.	Rs.	Ps.	Rs.	Ps.	Rs.	Ps.	Rs.	Ps.
46,21,644	16	...		10,01,358	81	10,01,358	81	3,36,599	59	* 6,64,759	22
1,66,654	42	...		...		...		...		...	
5,37,235	27	...		...		...		...		...	
2,18,512	09	...		...		...		...		...	
2,93,060	15	...		...		...		...		...	
8,16,793	40	...		...		...		...		...	
300	84	...		...		...		...		...	
9,5	13	...		...		...		...		...	
66,83,716	46	...		10,01,358	81	10,01,358	81	3,36,599	59	* 6,64,759	22
...		...		652	21	652	21	652	21	...	
10,793	15	...		847	43	847	43	847	43	...	
29,545	69	...		1,738	87	1,738	87	1,738	87	...	
30,818	41	...		1,612	48	1,612	48	1,612	48	...	
71,157	25	...		4,850	99	4,850	99	4,850	99	...	
66,83,716	46	...		10,01,358	81	10,01,358	81	3,36,599	59	* 6,64,759	22
71,157	25	...		4,850	99	4,850	99	4,850	99	...	
67,54,873	71	...		10,06,209	80	10,06,209	80	3,41,450	58	* 6,64,759	22
60,34,28,854	52	4,94,349	22	2,49,99,426	67	2,54,93,775	89	2,33,67,090	79	6,54,134	80
61,01,83,728	23	§ 4,94,349	22	2,60,05,636	47	2,64,99,985	69	2,37,08,541	37	* 14,72,550	30
										§§ 6,54,134	80
										* 21,37,369	52

\* To be treated as savings.

§ This is the total figure of Renewed Grants under Stt. 'A' 'A-1' and Stt. 'B' and Stt. 'C'

§§ This is the total figure of outstanding balance required for renewal under Stt. 'A', 'A-1' and Stt. 'B' and 'C' during the next year (1967-68)

## APPENDIX

Statement showing Outstanding Loans due by the Municipality (Suburban Area), the Interest paid by the State Bank of India and in office during the year and the balance

Serial No.	Particulars of Loans.	Rate of Interest.	Balance due on 1-4-1966.	Amount raised in 1966-67.	Total.
(1)	(2)	(3)	(4)	(5)	(6)
	<b>Loans raised from the Public.</b>	Rs.	Rs. nP.	Rs. nP.	Rs. nP.
1	Loan for laying underground Drain in Bandra and Khar Area (Bandra).	4½% 4 %	1,600 00 ...	...	1,600 00@
2	Loan for construction of quarters for Conservancy Staff (Bandra) ...	4 %	48,000 00	...	48,000 00@
3	Loan for repayment to Government of the cost of the Khar Water Supply Scheme (Bandra) ...	4 %	1,00,000 00	...	1,00,000 00@
4	Loan for underground drainage scheme (Kurla) ...	4½%	1,65,500 00	...	1,65,500 00@
5	Rs. 20 lakhs Bombay Municipal Suburbs Loan of 1950-51 for financing Capital Works such as Water Works, Roads, etc., pertaining to Budget 'D' ...	3½%	...	...	...
6	Rs. 25 lakhs Bombay Municipal Suburbs Loan of 1951-52 for financing Capital Works such as Water Works, Roads, etc., pertaining to Budget 'D' ...	3½%	25,00,000 00	...	25,00,000 00@
7	Rs. 25 lakhs Bombay Municipal Suburbs Loan of 1952-53 for financing Capital Works such as Water Works, Roads, etc. pertaining to Budget 'D'. ...	4 %	15,000 00	...	15,000 00
8	Rs. 50 Lakhs Bombay Municipal Suburbs Loan of 1955-56 for financing Capital Works Such as Water Works, Roads, etc., pertaining to Budget 'D' ...	4 %	50,00,000 00	...	50,00,000 00@
9	Rs. 42 lakhs Bombay Municipal Suburbs Loan of 1956-57 for financing Capital Works such as Water Works, Roads etc. pertaining to Budget 'D' ...	4 %	42,00,000 00	...	42,00,000 00@
10	Rs. 60 lakhs Bombay Municipal Suburbs Loan of 1957-58 for financing Capital expenditure such as Water Works, Roads etc., pertaining to Budget 'D' ...	4½%	60,00,000 00	...	60,00,000 00
11	Rs. 60 Lakhs Bombay Municipal Subs. Loan of 1958-59 for financing Capital expenditure such as Water Works Roads etc. Pertaining to Budget 'D' ...	4½%	60,00,000 00	...	60,00,000 00
12	Rs. 1 Crore 25 lakhs Bombay Municipal Subs Loan of 1959-60 for financing capital expenditure such as Water Works, Road etc. Pertaining to Budget 'D' ...	4 %	1,25,00,000 00	...	1,25,00,000 00
13	Rs. 77 lakhs Bombay Municipal (Subs.) Loan of 1960-61.	4½%	77,00,000 00	...	77,00,000 00
14	Rs. 10 lakhs Bombay Municipal (Subs.) Internal Loan of 1960-61.	4½%	10,00,000 00	...	10,00,000 00
15	Rs. 55 lakhs Bombay Municipal (Subs.) Loan of 1961-62.	4½%	55,00,000 00	...	55,00,000 00
16	Rs. 50 lakhs Bombay Municipal (Subs.) Internal Loan of 1961-62.	4½%	50,00,000 00	...	50,00,000 00
17	Rs. 160 lakhs Bombay Municipal (Subs.) Loan of 1962-63.	4½%	1,60,00,000 00	...	1,60,00,000 00
18	Rs. 110 lakhs Do. 1963-64.	4½%	1,10,00,000 00	...	1,10,00,000 00
19	Rs. 50 lakhs Bombay Municipal (Subs.) Internal Loan of 1963-64.	4½%	50,00,000 00	...	50,00,000 00
20	Rs. 75 lakhs Bombay Municipal (Subs.) Loan of 1964-65.	5 %	75,00,000 00	...	75,00,000 00
21	Rs. 70 lakhs Bombay Municipal (Subs.) Internal Loan 1964-65.	4½%	70,00,000 00	...	70,00,000 00
22	Rs. 100 lakhs Bombay Municipal Budget A (Div. II) Loan 1965-66	5½%	1,00,00,000 00	...	1,00,00,000 00
23	Rs. 50 Lakhs Bombay Municipal Budget A (Div. II) Internal Loan 1965-66	6 %	50,00,000 00	...	50,00,000 00
24	Rs. 75 lakhs B.M.C. Budget 'A' (Div. II) Loan 1966-67	5½%	...	75,00,000 00	75,00,000 00
25	Rs. 50 la0 B.M.C. Budget 'A' (Div. II) Internal Loan 1966-67	6%	...	50,00,000 00	50,00,000 00
	<b>Total ...</b>		11,72,30,100 00	1,25,00,000 00	12,97,30,100 00

@ As under the terms of these loans the bonds cannot be repaid to the holders before the dates stipulated in the debentures.

## No. 11—Suburbs.

Outstanding on 1st April 1966 on the different Loans, the amount payable for the year 1966-67, the amount outstanding on 31st March 1967.

Amount repaid in 1966-67.		Balance due on 31-3-1967.		Interest outstanding on 1-4-1966.		Interest payable in 1966-67.		Total Interest due.		Deduct—Interest paid.		Outstanding Balance on 31-3-1967.	
(7)		(8)		(9)		(10)		(11)		(12)		(13)	
Rs.	Ps.	Rs.	Ps.	Rs.	Ps.	Rs.	Ps.	Rs.	Ps.	Rs.	Ps.	Rs.	Ps.
1,000	00	600	00	48	25	...	...	48	25	36	00	12	25
...	...	48,000	00	...	...	1,920	00	1,920	00	1,904	00	16	00
...	...	1,00,000	00	...	...	4,000	00	4,000	00	3,980	00	20	00
1,46,100	00	19,406	00	2,596	50	7,447	50	10,044	00	* 9,002	25	1,041	75
...	...	...	...	1,625	94	...	...	1,625	94	1,625	00	...	94
25,00,000	00	...	...	...	...	93,750	00	93,750	00	* 93,750	00	...	...
...	...	15,000	00	3,900	00	...	...	3,900	00	...	...	3,900	00
...	...	50,00,000	00	3,093	00	2,00,000	00	2,03,093	00	1,97,233	00	5,860	00
...	...	42,00,000	00	...	...	1,68,000	00	1,68,000	00	1,68,000	00	...	...
...	...	60,00,000	00	1,530	00	2,55,000	00	2,56,530	00	2,53,470	00	3,060	00
...	...	60,00,000	00	637	50	2,55,000	00	2,55,637	50	2,26,100	00	29,537	50
...	...	1,25,00,000	00	2,41,216	00	5,00,000	00	7,41,216	00	5,11,442	00	2,29,77	00
...	...	77,00,000	00	1,487	69	3,27,250	00	3,28,737	69	3,24,981	29	3,756	40
...	...	10,00,000	00	...	...	42,500	00	42,500	00	42,500	00	...	...
...	...	55,00,000	00	2,125	08	2,33,750	00	2,35,875	08	2,34,854	99	1,020	09
...	...	50,00,000	00	...	...	2,12,500	00	2,12,500	00	2,12,500	00	...	...
...	...	1,60,00,000	00	20,497	08	7,60,000	00	7,80,497	08	7,64,704	78	15,792	30
...	...	1,10,00,000	00	...	...	5,22,500	00	5,22,500	00	5,22,500	00	...	...
...	...	50,00,000	00	...	...	2,37,500	00	2,37,500	00	2,37,500	00	...	...
...	...	75,00,000	00	...	...	3,75,000	00	3,75,000	00	3,75,000	00	...	...
...	...	70,00,000	00	...	...	3,32,500	00	3,32,500	00	3,32,500	00	...	...
...	...	1,00,00,000	00	...	...	5,75,000	00	5,75,000	00	5,36,647	49	38,352	51
...	...	50,00,000	00	...	...	2,35,833	33	2,35,833	33	2,35,833	33	...	...
...	...	75,00,000	00	...	...	...	...	...	...	...	...	...	...
...	...	50,00,000	00	...	...	...	...	...	...	...	...	...	...
26,47,100	00	12,70,83,000	00	2,78,757	04	53,39,450	83	56,18,207	87	52,86,064	13	3,32,43	74

The Sinking Fund has been invested as shown in detail in Appendix No. 10.  
\* Rs. 47,905.75 paid from Interest accrued but not paid a/c

**APPENDIX No. 11. ( Extended Suburbs ).**

*Statement showing Outstanding Loans due by the Municipality (Extended Suburban Area), the Interest Outstanding on 1st April 1966 on the different Loans, the amount payable for the year 1966-67, the amount paid by the State Bank of India and in office during the year and the balance Outstanding on 31st March 1967.*

Serial No.	Particulars of Loan.	Rate of interest.	Balance due on 1-4-1966.	Amount raised in 1966-67.	Total.	Amount repaid in 1966-67.	Balance due on 31-3-1967	Interest outstanding on 1-4-1966.	Interest payable in 1966-67.	Total Interest due.	Deduct Interest paid.	Outstanding balance on 31-3-1967.
		Rs.	Rs.	Rs.	Rs.	Rs.	Rs.	Rs.	Rs.	Rs.	Rs.	Rs.
<b>Loans raised from the Public.</b>												
1	4½ per cent. 25 lakhs Bombay Municipal Extended Suburbs Internal Loan of 1957-58 for financing Capital Works such as Water Works, etc. ....	4½%	25,00,000	...	25,00,000	...	25,00,000	...	1,06,250.00	1,06,250.00	1,06,250.00	...
2	4½ per cent. 20 lakhs (Out of 35 lakhs) Bombay Municipal Extended Suburbs Internal Loan of 1958-59 for financing Capital Works such as Water Works, etc. ....	4½%	20,00,000	...	20,00,000	...	20,00,000	...	85,000.00	85,000.00	85,000.00	...
3	4 per cent. Rs. 25 lakhs Bombay Municipal Extended Suburbs Loan of 1959-60 for financing Capital Works such as Water Works, etc. ....	4%	25,00,000	...	25,00,000	...	25,00,000	9,920.00	1,00,000.00	1,09,920.00	96,920.00	13,000.00
4	4½ per cent. Rs. 20 lakhs Bombay Municipal Extended Suburbs Loan of 1960-61 for financing Capital Work, such as Water Works etc. ....	4½%	22,00,000	...	22,00,000	...	22,00,000	...	93,500.00	93,500.00	91,799.99	1,700.01
5	4½ per cent. Rs. 10 lakhs Bombay Municipal Extended Suburbs (Internal) Loan of 1960-61 for financing Capital Works such as Water Works, etc. ....	4½%	10,00,000	...	10,00,000	...	10,00,000	...	42,500.00	42,500.00	42,500.00	...
6	4½ per cent. Rs. 50 lakhs Bombay Municipal Extended Suburbs Loan of 1961-62 for financing Capital Works such as Water Works etc, ....	4½%	55,00,000	...	55,00,000	...	55,00,000	276.25	2,33,750.00	2,34,026.25	2,32,836.24	1,190.01
7	4½ per cent. Rs. 30 lakhs Bombay Municipal Extended Suburbs Loan of 1962-63 for financing Capital Expenditure such as Water Works etc. ....	4½%	30,00,000	...	30,00,000	...	30,00,000	2,909.58	1,42,500.00	1,45,409.58	1,11,720.12	33,689.46
8	4½% Rs. 25 lakhs Bombay Municipal Extended (Sub.) Internal Loan 1964-65 ....	4½%	25,00,000	...	25,00,000	...	25,00,000	...	1,18,750.00	1,18,750.00	1,18,750.00	...
9	6% Rs. 50 lakhs Bombay Municipal Budget 'A' (Div. III) Internal Loan 1965-66 ....	6%	50,00,000	...	50,00,000	...	50,00,000	...	2,35,833.33	2,35,833.33	2,35,833.33	...
10	5½% Rs. 50 lakhs B.M.C. Budget 'A' Div. III Loan 1966-67 ....	5½%	...	50,00,000	50,00,000	...	50,00,000	...	...	...	...	...
11	6% Rs. 40 lakhs B.M.C. Budget 'A' Div. III Internal loan 1966-67 ....	6%	...	40,00,000	40,00,000	...	40,00,000	...	...	...	...	...
	<b>Total</b>		<b>2,62,00,000</b>	<b>90,00,000</b>	<b>3,52,00,000</b>	<b>...</b>	<b>3,52,00,000</b>	<b>13,105.83</b>	<b>11,58,083.33</b>	<b>11,71,189.16</b>	<b>11,21,609.68</b>	<b>49,579.48</b>

*Statement showing the amounts of the Receipts and Expenditure respectively credited to the credit of the Fund at the close of the*

		Details.		Total.	
		Rs.	P.	Rs.	P.
<b>RECEIPTS—A.—REVENUE ACCOUNT.</b>					
	A.—General Tax	8,29,47,817	63		
	B.—Town Duties	10,57,61,019	83		
	C.—Other Receipts—				
	(a) Grant-in-aid of the fees for Land Conveyance, Music, etc., Licence	12,103	50		
	(b) Grant-in-aid in respect of fines for offences against the Law	3,89,458	80		
	(c) Interest and Profit on Investment of Surplus Loan and other balances	65,44,978	74		
	(d) Interest on Plant and Machinery Depreciation Fund	1,65,447	60		
	(e) Miscellaneous	25,05,694	48		
	(f) Receipts on account of Municipal Journal	15,164	79		
	(g) Receipts from M.G.M.O. Swimming Pool	2,47,503	62		
	D.—Receipts on account of proportionate cost of collection of Education cess	87,343	42		
	E.—	1,21,200	00		
	Water Works—Water Tax and other Miscellaneous Water Works Revenue—			19,87,98,732	41
	A.—Water Tax	4,83,92,064	69		
	B.—Other Receipts	21,54,269	86		
	3. Museums			5,05,46,334	55
	4. Free Reading Rooms and Libraries			16,331	25
	5. Public Health Department			5,49,801	12
	6. Medical Relief and Education			11,05,475	01
	7. Street Cleansing and Conservancy, Road Watering and Halalkhore Service—			30,61,306	85
	A.—Halalkhore Tax	1,29,41,853	22		
	B.—Other Receipts	11,02,609	65		
	C.—Tax on Dogs	55,493	43		
	8. Roads, S.W. Drains and Public Lighting—			1,40,99,956	30
	A.—Wheel Tax	77,51,706	16		
	B.—Contribution from Government in lieu of Tolls	25,000	00		
	C.—Other Receipts—				
	(a) Ground Rent	62,010	66		
	(b) Miscellaneous	10,58,491	87		
	(c) Interest realised on Donations	2,224	31		
	9. Mechanical			88,99,433	00
	10. Buildings, Land Acquisition and Management—			4,22,745	06
	A.—Sale Proceeds of Surplus Land	1,44,208	59		
	B.—Other Receipts—				
	(a) Rent of Buildings	10,76,418	13		
	(b) Ground Rent	4,33,131	37		
	(c) Miscellaneous	10,28,049	08		
	C.—Contribution from the Capital Funds on account of Special Land Acq. staff	19,772	82		
	11. Fire Brigade—			27,01,579	99
	A.—Fire Tax	26,12,066	77		
	B.—Other Receipts	67,215	07		
	12. Licensing Removal of Encroachments on Public Streets, Administration of Shops & Establishments Act, 1948 and Theatre Tax—			26,79,281	84
	A.—Licences for Dangerous and Offensive Trades	26,58,826	53		
	B.—Removal of Encroachments on Public Streets	28,72,350	77		
	C.—Receipts from Administration of Shops and Establishments Act	5,05,509	93		
	D.—Miscellaneous	6,93,955	84		
	E.—Receipts from Theatre Tax	7,52,652	46		
	13. Gardens and Open Spaces			74,88,295	53
	14. Markets and Slaughter Houses			4,16,955	51
	15. Contribution from Capital Funds to Revenue on account of Loan Works Staff			73,85,559	32
	16. Extraordinary Receipts			6,67,367	31
	17. Rebate from Government on account of collection of the Urban Immovable Property Tax in the City			2,53,829	28
	18. Transfers from the B. E. S. & T. Fund			31,120	00
	19. Receipts from Government on account of Urban Immovable Property Tax			...	
	20. Grant in aid from Central Government on account of additional Exp. due to increase in employments etc.			1,10,123	90
	<b>Total—Revenue Receipts Rs.</b>			<b>29,92,34,228</b>	<b>23</b>

## No. 15. (City)

and debited to the Municipal Fund during the year 1965-66 and the balance year 1964-65 (i. e. 31st March 1965).

	Details.		Total.	
	Rs.	P.	Rs.	P.
<b>RECEIPTS—B.—CAPITAL ACCOUNT—</b>				
<b>Loan Funds—</b>				
Debt—Principal—				
Loan of 1964-65	9,00,00,000	00		
Advances from Special Funds for purchase of Plant and Machinery—				
Net premia Fund	1,86,654	42		
Municipal Fire and Accident Insurance Fund	5,37,235	27		
Advance from K.E.M. Hospital Research Fund for purchase of P & L M	9,516	13		
K.E.M. Hospital Equipment Fund	300	84		
Land (Acquisition and Reclamation) Fund	8,16,793	40		
Hospital Fund	2,18,512	09		
Plant and Machinery Depreciation Fund	2,93,060	15		
Advances from Net Premia Fund and Special Funds for renewal (1) of Surfaces of Roads for which no renewal Fund exists and (2) of Surfaces of Roads taken over from Ex-Trust				
Advances from Net premia fund for Repayment of Rs. 28 lakhs Loan of 1929				
			9,20,62,072	30
<b>Trust Fund—</b>				
Government share of the cost of Preliminary Expenses in connection with preparation of the Master Plan for Bombay City and Greater Bombay				
Donations	60,000	00		
Interest on investments				
			60,000	00
Total Capital Account Receipts			9,21,22,072	30
<b>RECEIPTS—C.—SUSPENSE ACCOUNT—</b>				
<b>I.—Sinking and Special Fund Accounts—</b>				
Sinking Fund account—Municipal				
Special Fund Accounts	2,96,14,381	22		
Improvement Schemes Fund Account—				
(a) Sinking Fund Account	3,44,15,065	09		
(b) Investment Reserve Fund Account	48,15,822	48		
Sinking Fund Account—Slum clearance (City)	6,27,570	40		
Sinking Fund Account Slum clearance (Suburbs)	4,40,813	15		
Amenities Fund Account	1,46,663	42		
Rent Equalisation Fund Account	98,919	07		
	3,07,199	04		
<b>II.—Paper and Cash Accounts—</b>				
1. Sinking Fund	3,67,83,857	25		
2. Special Funds	2,66,53,404	13		
3. Surplus Fund	10,22,41,225	05		
4. Loan Fund	7,16,30,060	41		
5. Improvement Schemes Funds—				
(a) Sinking Fund	22,06,035	36		
(b) Capital Fund	70,09,025	04		
(c) Investment Reserve Fund	2,08,483	82		
(d) Rent Equalisation Fund	2,249	31		
(e) Amenities Fund	3,522	00		
6. Improvement Schemes A/c (Slum Clearance) City—				
(a) Sinking Fund	192	85		
(b) Capital Fund	2,24,757	56		
7. Improvement Schemes A/c (Slum Clearance) Subs.				
(a) Sinking Fund	75	98		
(b) Capital Fund	50,76,535	81		
State Bank of India and other Local Banks on account of Sundry deposits	21,32,56,210	00		
			7,04,66,433	87
<b>III.—Suspense Accounts—</b>				
Deposit Account	9,76,50,732	31		
Reserve Stores Account	1,46,50,902	65		
Capital Stores Accounts	2,27,37,614	60		
Purchase of Petrol and Diesel Oil	9,83,755	63		
Advances to public including co-operatives for Housing Purposes	10,848	22		
Advances Departmental Works	13,35,688	40		
Advances Municipal Workshops	8,68,066	94		
Municipal Foundry	1,36,715	52		
Worth Crushers	1,11,650	78		
Sewri Crushers	37,131	60		
Mechanical Transport	49,85,265	13		
Asphalt Plant	16,46,081	85		
Pre-Cast Concrete Slabs				
Municipal Printing Press	15,63,211	45		
Advances Private Works	1,47,522	45		
Servicing of Vehicles and recharging of Batteries.	28,682	63		
Reinstatement of Trenches	9,29,636	63		
Advances Special Funds	23,69,297	74		
Municipal Contractors	1,23,891	07		
Municipal Tenderers	14,099	25		
Sundry Advances	2,41,48,374	32		
Advances for demolition of unauthorised structures and for removal of unsafe Buildings in the City	90,385	09		
Advances to Municipal Officers—	94,242	48		
Interest Accrued but not paid	4,45,694	44		
Interest Receivable Account	33,000	00		
Provident Fund	2,15,98,391	28		
Welfare Fund	309	05		
Fines Fund	5,538	66		
Fidelity Guarantee Insurance Fund	23,079	71		
Bombay Municipal Corporation Loans Interest Warrants payable Account	93,36,247	17		
City of Bombay Improvement Trust Loans Interest Warrants Payable Account	6,77,081	97		
Cash Bills outstanding Account	1,44,311	99		
Dishonoured Cheques	2,17,75,514	60		
Cheques payable	55,98,15,419	19		
Loan Redemption Fund Slum Clearance City	16,508	34		
Loan Redemption Fund Slum Clearance Suburbs	21,063	20		
Wages Deposit Account	84,82,343	99		
Loan Redemption Fund—Municipal	3,76,87,824	34		
Loan Redemption Fund—Improvement Schemes	30,82,336	76		
Manufacture of concrete covers—Recoveries	Dr. 3,435	00		
Interest on B. I. T. Loans payable Account	4,158	96		
Debt-charges Equalisation Fund	65,683	45		
Plant and Machinery Purchased out of S. C. B.				
Pension Fund	1,13,92,539	76		
Gratuities Fund	37,06,945	28		
Amount transferred to D. A. Suburbs	42,00,000	00		
			85,71,82,223	88
Total Receipts—C.—Suspense Accounts			1,39,29,44,292	32

	Details.		Total.	
	Rs.	P.	Rs.	P.
<b>RECEIPTS—D.—IMPROVEMENT SCHEMES ACCOUNT—</b>				
<b>General Account Revenue—</b>				
I.—Rents and other proceeds of Properties...	1,06,48,111	94		
II.—Contribution from the Municipal Corporation under Section 125(2)(d) of the Municipal Act ...	84,85,950	00		
III.—Grant-in-aid for meeting deficit in General Account ...	10,00,000	00		
IV.—Interest and Profit on Investments ...	3,40,363	65		
V.—Miscellaneous Receipts ...	54,332	89		
VI.—Transfer of Revenue Surplus to Capital Account ...	Dr. 6,52,378	44		
<b>Total Rs.</b> ...			1,98,76,380	04
<b>Capital Account—</b>				
I.—Sale proceeds of Lands, Buildings, etc. ...	2,85,591	76		
II.—Transfer of Revenue Surplus from General Account ...	6,52,378	44		
III.—Loan raised during 1966-67 ...	50,00,000	00		
Lumpsum provision for granting loans to in act Building in Impt. Scheme as provided under Section 354 of B.M.C. Act ...				
<b>Total—Capital Account Receipts Rs.</b> ...			59,37,970	20
<b>Total—D.—Improvement Schemes</b> ...			2,58,14,350	24
<b>RECEIPTS—E.—IMPROVEMENT SCHEMES ACCOUNT—SLUM CLEARANCE (CITY)—</b>				
<b>General Account Revenue—</b>				
I.—Rents and other proceeds of Properties ...	12,20,341	56		
II.—Grant-in-aid for meeting deficit ...				
III.—Interest and Profit on Investment ...	1,35,402	32		
IV.—Miscellaneous Receipts ...				
V.—Appropriation from Capital Account to meet deficit in General Account ...	8,86,318	04		
<b>Total—Capital Account Receipts</b> ...			19,71,257	28
<b>Capital Account—</b>				
I.—Sale proceeds of Lands and Buildings ...				
II.—Loans from Government ...	6,20,061	00		
III.—Loan raised in 1966-67 ...	50,00,000	00		
Subsidy from Government ...	12,24,199	00		
Transfer to General Accounts ...				
<b>Total—Capital Account Receipts</b> ...			68,44,260	00
<b>Total—E.—Improvement Schemes Slum Clearance (City)</b> ...			88,15,517	28
<b>RECEIPTS—F.—IMPROVEMENT SCHEMES ACCOUNT—SLUM CLEARANCE (Suba.)—</b>				
<b>General Account Revenue—</b>				
I.—Rents and other proceeds of properties ...	1,25,756	78		
II.—Contribution from Municipal Corporation (Suburba) ...				
III.—Interest and Profits on Investments ...	1,63,335	05		
IV.—Miscellaneous Receipts ...				
V.—Transfer of Revenue Surplus to Capital Account ...	4,27,639	09		
<b>Total—Capital Account Receipts</b> ...			7,16,730	92
<b>Capital Account—</b>				
I.—Sale Proceeds of Lands and Buildings ...	61,711	00		
II.—New Loans in 1964-65 ...	50,00,000	00		
Transfer of Revenue Surplus ...				
III.—Loan from Government ...	5,53,808	00		
IV.—Subsidy from Government ...	3,62,640	00		
<b>Total—Capital Account Receipts</b> ...			59,78,159	00
<b>Total—F.—Improvement Schemes Account—Slum Clearance (Suba.)</b> ...			66,94,889	92
<b>EXPENDITURE—A.—REVENUE ACCOUNT.</b>				
<b>I.—General Supervision, Collection of Revenue etc.—</b>				
A.—General Superintendence ...	87,67,353	78		
B.—Collection of Revenue ...	42,05,324	89		
C.—Upkeep and guarding of Municipal Head Office ...	3,47,568	48		
D.—General Stores ...	5,50,497	85		
E.—Miscellaneous Charges ...	7,74,857	01		
F.—Election Expenses ...	953	44		
H.—Provident Fund charges ...	2,95,084	37		
I.—Debt Charges ...	6,20,628	87		
Deduct—Proportion of General Superintendence chargeable to the Water Works, VII—Street Cleansing, VIII—Roads, Fire Brigade Markets, and Improvement Schemes Account and Education Fund Account Budget D & F ...	38,79,312	63		
<b>Total</b> ...			1,16,82,956	07
<b>II.—Water Works—</b>				
A.—Maintenance ...	94,34,195	46		
B.—Income Tax on income derived by the Municipality for supply of water to areas outside Municipal Jurisdiction ...	2,20,575	37		
C.—Provident Fund Charges ...	2,40,783	85		
D.—Pension, Gratuities and Compassionate Allowances ...	5,07,810	00		
E.—Proportion of General Supervision and Collection of Revenue, etc. ...	17,55,146	09		
F.—Debt Charges ...	3,24,06,376	19		
G.—Provision for Equalisation of Debt Charges ...				
<b>Total</b> ...			4,45,64,886	96
<b>III.—Museums—</b>				
A.—Victoria and Albert Museum ...	87,793	55		
B.—Provident Fund, Charges ...	2,712	00		
C.—Debt Charges ...	1,188	39		
<b>Total</b> ...			91,693	94
<b>IV.—Free Reading Rooms and Libraries—</b>				
A.—Municipal Free Reading Rooms and Libraries ...	5,55,542	45		
B.—Municipal High School ...	10,56,769	77		
C.—Provident Fund etc charges ...	2,395	30		
<b>Total</b> ...			16,14,707	52
<b>V.—Public Health Department—</b>				
A.—General Superintendence ...	55,10,777	58		
B.—Supply of milk to the undernourished needy children attending Municipal Schools ...	30,88,476	53		
C.—Provident Fund, Charges ...	1,41,059	23		
E.—Census ...				
F.—Debt Charges ...	8,73,099	37		
Malaria Eradication Programme ...	1,29,744	39		
Institute of Public Health ...	14,659	29		
<b>Total</b> ...			97,57,816	39
<b>Expenditure—Revenue—Carried over</b> ...			6,77,12,060	88



## No. 15—(Continued)—City.

	Details.		Total.	
	Rs.	P.	Rs.	P.
B/o.			6,77,12,060	88
<b>VI.—Medical Relief and Education—</b>				
A.—Hospitals and Maternity Homes—	3,00,84,096	15		
B.—Dispensaries	12,09,897	17		
C.—Medical and Nursing Assistance to poor people in their houses...	461	79		
D.—Family planning clinics	14,603	90		
E.—Medical Education	44,17,736	85		
F.—Statutory Contribution to Government Medical Institutions	4,14,500	04		
G.—Clinic for treatment of Leprosy cases	2,69,404	60		
H.—Providing a convalescent home of 120 Beds with Equipments, Staff quarters near K. E. M. Hospital B. C. G. Vaccination	31,950	00		
K.—Debt Charges	39,26,120	79		
L.—Construction of full fledged Buildings at L. T. M. G. H. Sion				
I.—Grant-in-aid to Public Institutions	25,71,233	74		
J.—Provident Fund, charges	3,32,853	80		
			4,32,72,858	83
<b>VII.—Street Cleansing and Conservancy, Road Watering and Halalkhore Service—</b>				
A.—Street Cleansing and Conservancy	25,03,336	97		
B.—Collection, Loading Removal and disposal of Town Refuse	1,89,95,201	71		
C.—Road Watering				
D.—Halalkhore Service	1,50,43,359	29		
F.—Provident Fund Charges	6,95,258	86		
G.—Pension Gratuities and Compassionate allowances...	5,40,680	00		
H.—Debt Charges	33,81,092	07		
			4,11,58,928	90
<b>VIII.—Roads S. W. Drains and Public Lighting—</b>				
A.—General	10,00,310	65		
B.—Maintenance of Road	79,87,258	73		
Q.—Public Lighting	63,70,792	41		
D.—Maintenance of S. W. Drains	3,42,505	23		
E.—Rebate on Account of the compounded wheel-tax,	21,153	00		
F.—Provident Fund etc. Charges	1,24,014	45		
H.—Debt Charges	72,38,055	20		
I.—Proportionate Cost of Collection of Wheel Tax at 5% of the Total Expenditure etc.	1,45,572	37		
			2,32,29,662	04
<b>IX.—Mechanical—</b>				
A.—Mechanical Engineer's Office Estt.	5,12,344	27		
B.—Provident Fund Charges	19,550	22		
C.—Debt Charges	1,05,626	55		
			6,37,521	04
<b>X.—Buildings, Land Acquisition and Management—</b>				
A.—City Engineer's Central Office Establishment	9,86,144	80		
B.—Inspection and Supervision of Private Buildings	10,91,184	26		
C.—Removal of stall-boards in the City				
D.—Architectural	49,444	00		
E.—Land Acquisition and Management	6,16,433	08		
F.—Inspection and Supervision of Factories, Workshops and Work Places	99,592	84		
Debt Charges	28,06,864	84		
J.—Provident Fund, charges	77,408	31		
Deduct—Supervision Chargeable to Improvement Schemes Account Industrial Estate	1,36,162	87		
	1,428	93		
			55,92,338	16
<b>XI.—Fire Brigade—</b>				
A.—Maintenance	24,43,941	48		
B.—Provident Fund, etc., Charges	4,208	00		
C.—Pension Gratuities and compassionate allowances	5,30,850	00		
D.—Proportion of General Supervision and Collection of Revenue	1,26,436	73		
E.—Debt Charges	3,44,972	24		
			34,50,408	45
<b>XII.—Licensing, Removal of Encroachments on Public Streets and Administration of Shops and Establishment Act, 1948 and Theatre Tax—</b>				
A.—Licensing Establishment	8,85,108	68		
B.—Removal of encroachments on Public Streets	9,06,998	28		
C.—Administration of Shops and Establishment Act, 1948	4,66,692	14		
D.—Administration of Theatre Tax				
F.—Provident Fund, charges	59,494	66		
G.—Debt Charges	33,157	50		
			23,51,451	26
<b>XIII.—Gardens and Open Spaces—</b>				
A.—Gardens	17,29,039	82		
B.—New Gardens, Recreation Grounds etc.	7,182	10		
C.—Road side Trees	2,02,317	26		
D.—Open Air Theatre at Victoria Garden	11,701	65		
E.—Provident Fund, charges.	38,882	57		
G.—Debt Charges	4,45,061	08		
			24,34,184	48
<b>XIV.—Markets and Slaughter Houses—</b>				
A.—Markets and Slaughter Houses & Refrigerator at A. C. Market	37,62,526	21		
B.—Provident Fund and etc., charges	56,079	94		
C.—Pension Gratuities and compassionate allowances	1,87,540	00		
D.—Proportion of General Supervision	1,77,657	84		
F.—Debt Charges	3,23,991	58		
			45,07,795	57
<b>XV.—Contribution to—</b>				
(a) Budget 'B' under Section 125(2)(d) of the Bombay Municipal Corporation Act	59,81,740	00		
(c) Budget 'E' under Section 126C(c) of the Bombay Municipal Corporation Act	1,49,54,350	00		
(ce) Special Contribution to Budget 'E' under Section 126C(C-1) of the B.M.C. Act	2,50,00,000	00		
(e) Fines Fund and Welfare Fund	2,62,943	92		
			4,61,99,033	92
<b>XVI.—Miscellaneous—</b>				
(c) Pension Fund	43,30,000	00		
(d) Gratuities Fund	16,55,280	00		
Deduct—proportionate share chargeable to—				
			59,85,280	00
<b>XVII.—Measures for civil Defence</b>			3,763	87
<b>Total Expenditure—A—Revenue Account Ra.</b>			<b>24,65,27,759</b>	<b>70</b>

	Details.		Total.	
	Rs.	P.	Rs.	P.
<b>EXPENDITURE B—CAPITAL ACCOUNT</b>				
I.—General Supervision, Collection of Revenue, etc.	19,85,081.33			
II.—Water Works, ordinary	29,50,362.89			
II.—Augmenting City's Water Supply	7,16,32,774.74			
V.—Public Health Department	1,85,237.59			
VI.—Medical Relief and Education	30,20,252.96			
VII.—Street Cleansing, Conservancy, Road Watering and Halalkhore Service	15,11,293.65			
VIII.—Roads, S. W. Drains and Public Lighting	92,94,153.85			
IX.—Mechanical				
X.—Buildings, Land Acquisition and Management	58,52,276.81			
XI.—Fire Brigade				
XII.—Gardens and open spaces	12,50,858.84			
XIV.—Markets and Slaughter Houses	13,20,993.03			
XV.—Slum Service	16,256.75			
XVII.—Greater Bombay				
XVIII.—Industrial Estate	1,33,856.87			
Discount and other charges on the new Loans				
Plant and Machinery to be purchased out of Net Premia Fund	2,59,989.86			
Plant and Machinery to be purchased out of Municipal Fire and Accident Ins. Fund	3,76,122.03			
Plant and Machinery to be purchased out of K.E.M. Hospital Equipment Fund	6,572.65			
Plant and Machinery to be purchased out of K. E. M. Hospital Research Fund	9,516.13			
Plant and Machinery to be purchased out of Land (Reclamation and Acquisition Fund	53,977.11			
Plant and Machinery to be purchased out of Pre-cast Concrete Slabs Pavement Renewal Fund				
Plant and Machinery to be purchased out of Plant and Machinery Depreciation Fund	46,655.80			
Plant and Machinery to be purchased out of Hospital Fund	78,032.11			
Plant and Machinery to be purchased out of Slum Service Fund				
Assets written off	19,65,597.45			
Recoupment of Advance for Purchase of Capital Stores Account Stock during 61-62	3,258.73			
Plant and Machinery to be purchased out of Special Fund				
			10,12,11,212.88	
Trust Fund— Expenditure				38,509.39
<b>Total B— Capital Expenditure Rs.</b>				<b>10,12,49,722.27</b>

EXPENDITURE--C.--SUSPENSE ACCOUNTS--	Details.		Total.	
	Rs.	P.	Rs.	P.
<b>I.—Sinking and Special Fund Accounts—</b>				
(1) Sinking Fund Account—Municipal	3,15,50,670	45		
(2) Special Fund Accounts	1,07,43,727	36		
(3) Improvement Schemes Fund Accounts—				
(a) Sinking Fund Account	20,50,725	47		
(b) Sinking fund A/C Slum Clearance City	858	82		
(c) Sinking Fund Account Slum clearance (Suburbs)	200	72		
Other Fund Accounts (Impts.)—				
(d) Investment Reserve Fund Account	71,824	49		
(e) Rent Equalisation Fund Account	21,547	64		
(f) Amenities Fund Account	5,496	17		
			4,44,45,051	12
<b>II.—Paper and Cash Accounts—</b>				
(1) Sinking Fund	3,48,47,568	02		
(2) Special Funds	7,13,98,258	90		
(3) Surplus Fund	11,99,38,196	74		
(4) Loan Fund	6,25,02,410	43		
(5) Improvement Schemes Funds—				
(a) Sinking Fund	49,71,132	37		
(b) Capital Fund	69,51,440	91		
(c) Investment Reserve Fund	84,74,329	73		
(d) Amenities Fund	18,12,400	71		
(e) Rent Equalisation Fund	4,82,944	90		
(6) Improvement Schemes A/C (Slum Clearance) City				
(a) Sinking Fund	4,40,147	18		
(b) Capital Fund	50,00,166	27		
(6) Improvement Schemes A/C (Slum Clearance) Subs.				
(a) Sinking Fund	1,46,538	68		
(b) Capital Fund	50,04,562	79		
State Bank of India and other Local Banks on account of Sundry Deposits	19,38,67,948	74		
			51,58,38,04	37
<b>III.—Suspense Accounts—</b>				
Deposit Account	8,64,90,917	01		
Reserve Stores Accounts	1,22,50,420	59		
Capital Stores Accounts...	2,63,20,087	81		
Capital Store Account Stoke—Fors Road Depot	43,099	12		
Purchase of Petrol, and Diesel Oil	8,46,921	84		
Purchase of Coal	...	...		
Advances Departmental Works	18,43,676	25		
Advances Municipal Workshop	9,90,432	00		
Municipal foundry	1,39,684	94		
Worli Crushers	3,76,015	46		
Sewri Crushers	2,21,864	23		
Mechanical Transport	51,89,072	80		
Asphalt Plant	11,77,603	78		
Pre Cast Concrete Slabs	...	...		
Servicing of Vehicles and Recharging of Batteries	...	...		
Municipal Printing Press	22,87,808	48		
Advances Private Works	6,44,540	12		
Advances Special Funds	24,47,280	70		
Municipal Contractors	98,721	89		
Municipal Tenderers	19,603	00		
Sundry Advances	2,43,49,188	63		
Advance to public including co-operatives for Homing purposes	29,15,579	21		
Advance for demolition of unauthorised Structures and for Removal of unsafe Buildings in the City	2,59,902	28		
Repayment of Loans Municipal	3,76,87,824	35		
Do. (Impts. Schemes)	30,82,336	76		
Repayment of Loans Impts. Schemes Slum Clearance City	16,508	34		
Do. Suburbs	21,063	20		
Advances to Municipal Officers	2,41,252	00		
Provident Fund	2,15,98,391	28		
Welfare Fund	309	05		
Fines Fund	5,538	66		
Fidelity Guarantee Insurance Fund	23,079	71		
Bombay Municipal Corporation Loans Interest Warrants payable Account	93,92,007	95		
City of Bombay Improvement Trust Loans Interest Warrants Payable Account	6,88,808	04		
Dishonoured Cheques	2,17,75,514	60		
Cash Bill outstanding Account	1,34,029	72		
Cheques payable	56,05,41,205	86		
Wages Deposit Account	84,82,343	99		
Advances to B.E.S.T.	1,00,00,000	00		
Interest on B.I.T. Loans payable account	...	...		
Interest accrued but not paid	3,80,953	31		
Advance for manufacture of concrete Covers and Dadarkar Pattern	6,910	37		
Debt Charges Equalisation Fund	10,82,965	25		
Interest Receivable Account	3,60,000	00		
Municipal Power Laundry	4,87,325	91		
Reinstatement of Trenches	25,66,210	00		
Pension fund	1,13,92,539	76		
Gratuities fund	37,06,945	28		
Amount transferred to D.A. (Sub.)	47,00,000	00		
Security Deposit in the C. R. Rly. L.D.G.S. New Delhi	1,06,850	00		
			86,73,93,333	53
<b>Total Expenditure—Suspense Accounts</b>			<b>1,42,76,76,431</b>	<b>02</b>

## No. 15—Concluded (City)

	Details.		Total.	
	Rs.	P.	Rs.	P.
<b>EXPENDITURE—D.—IMPROVEMENT SCHEMES ACCOUNT</b>				
<b>General Account Expenditure—</b>				
A.—Maintenance of Properties and Streets	1,03,85,753	01		
B.—Cost of Management and Establishment	30,92,657	34		
C.—Proportionate charges on account of Municipal Supervision	8,44,774	20		
<b>Deduct—</b>				
Proportionate share of cost of Management and Establishment chargeable to	Rs.	np.		
(a) General Account	33,86,190	78		
Do. do. do. (b) Capital Account	5,51,240	76		
D.—Debt Charges	94,90,627	03	1,03,85,753	01
			94,90,627	03
<b>Total</b>			1,98,76,380	04
<b>Capital Account—</b>				
Improvement and Street Schemes, etc.	54,46,351	80		
Proportionate share of cost of Management and Establishment chargeable to General account	5,51,240	76		
Lum sum provision for granting loans to grant Building etc. under Section 34w of the B.M.C. Act		838	23	
<b>Total</b>	59,96,754	33	59,96,754	33
<b>Total—General and Capital Account Expenditure</b>			2,58,73,134	37
<b>EXPENDITURE—E.—IMPROVEMENT SCHEMES ACCOUNT—SLUM CLEARANCE CITY—</b>				
<b>General Account Expenditure—</b>				
A.—Maintenance of Properties and Streets	7,26,014	11		
D.—Debt Charges	12,45,243	17	19,71,257	28
<b>Capital Account—</b>				
Expenditure	19,04,433	25		
Proportionate share of cost of Management and Establishment chargeable to Capital Account				
Deficit in General Account	8,86,318	04	27,90,751	29
<b>Total E.—Improvement Schemes Account—Slum Clearance (City)</b>			47,62,008	57
<b>EXPENDITURE—F.—IMPROVEMENT SCHEMES ACCOUNT—SLUM CLEARANCE—(SUBURBS)—</b>				
<b>General Account Expenditure—</b>				
A.—Maintenance of Properties and Streets	90,753	47		
D.—Debt Charges	6,25,977	45		
<b>Total</b>			7,16,730	92
<b>Capital Account—</b>				
Expenditure	53,25,492	93		
Transfer of Revenue Deficit to Capital A/c.	4,27,639	09	57,53,132	02
<b>Total</b>				
<b>Total, F.—Improvement Schemes Account—Slum Clearance—(Suburbs)</b>			64,69,862	94
<b>Bank's reconciliation—</b>				
* Balance as per Bank's Pass Book			1,20,86,894	97
<b>Add—</b>				
Revenue sent to the Bank on 31st March 1966 but acknowledged on 1st April 1966			19,05,966	25
			1,39,92,861	22
<b>Less—</b>				
Uncashed Cheques			51,63,780	08
Balance in Bank as per Day Book (Column No. 10)			88,29,081	14
Balance in Office in Government Promissory Notes, etc.	9,85,795	00		
Balance in Office in Cash	2,422	89	2,21,27,395	72
	9,88,217	89	3,09,56,476	86
Collection kept in office	2,11,39,177	83		

## SUMMARY

Receipts.		Disbursements.	
Rs.	P.	Rs.	P.
1,78,90,045	44		
29,92,34,228	23	24,65,27,759	70
9,21,22,072	30	10,12,49,722	27
1,39,29,44,292	32	1,42,76,76,431	02
2,58,14,350	24	2,58,73,134	37
88,15,517	28	4,76,2,008	57
66,94,889	92	64,69,862	94
1,82,56,25,350	29		
		Total Rs.	1,81,25,58,918
		* Balance on 31st March 1967	3,09,56,476
1,84,35,15,395	73	Total Rs.	1,84,35,15,395

**APPENDIX No. 15**  
**(Suburbs)**

*Statement showing the Amounts of the Receipts and Expenditure respectively credited and debited to the Municipal Fund during the year 1966-67 and the Balance at the credit of the Fund at the close of the year 1966-67 i.e., 31st March 1967).*

	Details.		Total.	
	Rs.	P.	Rs.	P.
<b>RECEIPTS—A.—REVENUE ACCOUNT.</b>				
1.—General Tax, Indirect Taxation and Miscellaneous Revenue—				
A.—General Tax (1) From the Public	2,74,47,303	15		
C.—Other receipts—				
(b)—Grants-in-aid in respect of fines for offences against the law	2,16,223	20		
(c)—Interest and profit on Investment of Surplus Loans and other balances	5,36,827	39		
(e)—Miscellaneous	3,05,321	26		
D.—Receipts on account of Proportional cost of Collection of Education cess			42,044	37
E.—Rebate from Govt. on account of collection of Education cess etc.				
			2,85,47,719	37
2. Water Works—Water Tax and other Miscellaneous Water Works Revenue			1,91,55,354	02
3. Education—Primary				
4. Free Reading Rooms & Libraries and Municipal High Schools			1,30,242	23
5. Public Health Department			2,76,264	00
6. Medical Relief and Education			26,020	82
7.—Street Cleansing and Conservancy, Road Watering and Halalkhore Service—				
A.—Halalkhore Tax	37,61,947	83		
B.—Other receipts	1,41,665	26		
C.—Tax on Dogs	14,195	00		
D.—Veterinary Department Fees	3,450	10	39,21,258	19
8. Roads, Storm water Drains and Public Lighting				
A.—Wheel Tax from Government in lieu of Tolls	11,25,268	02		
B.—Contribution	16,673	00		
C.—Other receipts	2,84,783	96		
D.—Ferry Receipts	4,000	00	14,30,724	98
9. Mechanical			26,854	09
10. Buildings, Land Acquisition and Management—				
A.—Sale Proceeds of Surplus Land	35,392	72		
B.—Other Receipts				
(a)—Rent of Bldgs.	23,476	95		
(b)—Ground Rent	4,031	51		
(e)—Miscellaneous Receipts	1,83,747	20	2,46,648	38
11. Fire Brigade—				
A.—Fire Tax	8,98,492	27		
B.—Other Receipts	9,344	50	9,07,836	77
12. Licensing, Removal of Encroachments on Public Streets and Administration of Shops and Establishment Act, 1948 and Theatre Tax—				
A.—Licences for Dangerous and Offensive Trades	10,86,298	85		
B.—Removal of Encroachments on Public Streets, Licences for squatters and Hawkers and fees for removal of encroachments	4,15,570	97		
C.—Grants-in-aid from Government for the Administration of Shops and Establishment Act, 1948	94,157	48		
D.—Miscellaneous	2,21,140	73		
E.—Receipts from Theatre Tax	2,09,970	70		
13. Gardens and Open Spaces			20,27,138	73
14. Markets and Slaughter Houses			4,052	53
15. Contribution from Capital Funds to Revenue on account of Loan Works Staff			13,28,388	38
16. Rebate from Government on account of Collection of the Urban Immoveable Property Tax in the Suburbs			3,63,409	85
17. Grants-in-aid from Government			2,844	81
18. Share from Budget 'A' for Town Duties under Section 123(B)2				
19. Receipts from Government on account of U.I.P. Tax			72,597	57
<b>Total—Revenue Receipts</b>			<b>5,84,67,364</b>	<b>72</b>

**APPENDIX NO. 15—(Contd.)**  
(Suburbs)

	Details.		Total.	
	Rs.	P.	Rs.	P.
<b>RECEIPTS—B.—CAPITAL ACCOUNT.</b>				
Capital Receipts—				
Debt Principal	...	75,000 00		
New Loan 1966-67	...	Cr. 26,47,100 00		
Trust Funds	...	1,24,25,000 00		
Contribution from Govt. equal to 1/3rd of the Exp. etc.	...	...		
Contribution from Hospital Fund of Budget 'A'	...	...		
<b>Total—Capital Account Receipts</b>	...		98,52,900	00
<b>RECEIPTS—C.—SUSPENSE ACCOUNT</b>				
<b>I.—Sinking and Special Fund Accounts—</b>				
Sinking and Special Fund Accounts	...	86,13,440 37		
Loan Redemption Fund	...	26,47,100 00		
			1,12,60,540	37
<b>II.—Paper and Cash Accounts—</b>				
(1) Sinking Funds	...	33,38,343 60		
(2) Special Funds	...	41,964 11		
(3) Surplus Funds	...	89,76,682 77		
(4) Loan Funds	...	50,00,055 68		
State Bank of India and Other Local Banks on account of Sundry Deposits	...	3,92,43,375 26		
			5,66,00,421	42
<b>III.—Suspense Accounts—</b>				
Deposit Account	...	2,01,72,697 52		
Advances for demolition of unauthorised structures and for removal of unsafe buildings in the suburbs	...	...		
Advances for improvement of Private streets	...	...		
Advances for purchase of Petrol	...	2,93,264 56		
Advances for Departmental Works	...	38,20,845 04		
Advances for Private Works	...	1,92,399 08		
T. P. Schemes	...	...		
Advances Sundries Miscellaneous Advances	...	52,36,779 44		
Advances cost of Revision of Grades	...	...		
Advances Municipal Contractors	...	...		
Advances loss or gain due to conversion to Decimal coinage	...	...		
Advances—Municipal Officers—				
(a) Dishonoured Cheques	...	8,21,093 00		
(b) Standing Advances for Contingent Expenses	...	8,456 31		
(c) Motor Cars and Motor Cycles to Officers	...	32,278 00		
(d) Cycle advances to Subordinates	...	...		
Suspense Account Mechanical Transport	...	34,07,271 81		
Provident Fund (Suburbs)	...	26,53,876 97		
Interest Receivable Account	...	...		
Greater Bombay Suburbs Municipal Corporation Loan				
Interest Warrants Payable Account	...	34,45,927 54		
Interest accrued but not paid	...	1,59,444 44		
Cash Bills Outstanding Account	...	30,631 96		
Cheques Payable	...	11,10,91,948 61		
Plant and Machinery to be purchased out of S. C. B.	...	...		
Amount Transferred from Municipal General Fund	...	80,62,604 39		
Wages Deposit Account	...	15,64,634 35		
Advance out of Surplus Cash Balance for financing the expenditure on Capital Works Loan Funds	...	...	16,09,94,153	02
<b>Total—Suspense Account Receipts—I, II, III.</b>	...		22,88,55,114	81
<b>EXPENDITURE—A.—REVENUE ACCOUNT.</b>				
<b>I.—General Supervision, Collection of Revenue, etc.—</b>				
<b>A.—General Superintendence—</b>				
(a) Corporation & Standing Committee	...	...		
(b) Chief Auditor's Establishment	...	89,813 91		
(c) Municipal Commissioner's Office	...	1,55,547 97		
(d) Audit and Accounts Establishment	...	4,95,657 55		
(e) Labour Officer's Establishment	...	19,921 15		
(f) Municipal Open Air Theatre at Bandra	...	58,770 11		
(h) Public Relations Department	...	46,364 17		
(k) Chief Complaint Officers Establishment	...	72,949 32		
<b>B.—Collection of Revenue—(a) Property and Wheel Tax Establishment</b>	...	13,54,642 16		
<b>C.—Upkeep and guarding of Municipal Offices</b>	...	2,56,264 41		
<b>E.—Legal Deptt. Miscellaneous Charges</b>	...	29,463 76		
<b>F.—Election expenses</b>	...	...		
<b>G.—P. F. Pension etc.</b>	...	81,818 15		
<b>H.—Debt Charges</b>	...	1,21,606 36		
Deduct proportion of Gen. Sup. etc.	...	10,31,060 24		
			17,51,758	78
<b>Carried forward</b>	...		17,51,758	78

**APPENDIX No. 15—(Contd.)**  
(Suburbs)

	Details.		Total.	
	Rs.	P.	Rs.	P.
			17,51,758	78
<b>EXPENDITURE—A.—REVENUE ACCOUNT—(Contd.)</b>				
II.—Water Works—				
A.—Maintenance	1,08,62,342	76		
C.—P. F. & Pensions etc.	50,784	42		
D.—Pension Gratuities etc. and Compassionate allowances				
(a) Pension Funds	41,930	00		
(b) Gratuities Funds	14,300	00		
E.—Proportion of General Suptd. & Collection of Revenue...	5,94,737	16		
F.—Debt Charges	35,05,783	64		
			1,50,69,877	98
III.—Education—Primary				
IV.—Free Reading Rooms & Libraries and Municipal Hlgh Schools			96,285	41
V.—Public Health Department—				
A.—General Superintendence	23,73,192	52		
B.—Supply of Milk and Snacks to undernourished needy children attending Municipal Schools.	8,37,884	10		
C.—P. F. Pension etc.	53,376	50		
D.—Malaria Eradication Programme	2,07,853	20		
E.—Debt Charges	21,607	00		
F.—Census				
VI.—Medical Relief and Education—			34,93,913	32
A.—Hospitals				
(d)(vi) T. B. Clinic at Khar	1,33,554	55		
(h) K. B. Bhabha Hospital, and Sir C. J. R. Dispensary, Bandra	10,73,101	58		
(i) K. B. Bhabha Hospital, Kurla	8,04,252	23		
(j) M. G. H. Rajawadi Ghatkoper	5,96,148	46		
(l) Medico Social Centres	6,306	00		
(m) Reservation of Municipal beds at Smt. B. C. J. Santacruz General Hospital	50,757	00		
B.—Maternity Homes & Children Welfare Service				
(a) Maternity Home	10,70,103	22		
C.—Dispensaries—(a) Dispensaries, for out patients				
(1) Allopathic	6,05,340	09		
(c) Municipal Mobile Dispensary at Rajawadi Ghatkoper	35,814	27		
(d) Mobile Dispensaries	1,86,493	33		
D.—Family Welfare Planning Clinic	2,941	53		
E.—Medical and Nursing Assistance to poor people in their houses				
G.—Clinics for treatment of leprosy cases				
J.—Debt Charges	6,91,049	52		
K.—Grant in aid to Public Institutions	36,302	00		
L.—P. F. Pension etc.	65,414	00		
VII.—Street Cleansing and Conservancy, Road Watering and Halalkhore Service—			53,57,577	78
A.—Street Cleansing and Conservancy	7,90,498	28		
B.—Collection Loading removal and disposal of T. R. etc.	32,66,675	12		
C.—Halalkhore Service	38,35,054	22		
D.—Provident Fund Charges	1,13,204	00		
E.—Pension Gratuities and compassionate Allowances for Halalkhore service	1,07,290	00		
F.—Debt Charges	36,95,042	22		
H.—Proportionate cost etc.	1,45,710	62		
VIII.—Roads, S.W. Drains and Public lighting			1,19,53,474	46
A.—General	8,84,286	21		
B.—Maintenance of Roads	71,71,178	30		
C.—Public Lighting	12,00,339	13		
D.—Maintenance of S. W. Drains	3,00,174	81		
F.—P. F. Pension etc.	76,590	33		
G.—Debt Charges	35,07,226	51		
H.—Praportionate cost etc.	79,825	81		
I.—Upkcep of Ferry Boats	12,776	12		
J.—Depreciation on Plant and Machinery				
IX.—Mechanical			1,32,32,397	22
A.—Assistant Engineer Transport's Office Establishment	1,59,090	02		
B.—Maintenance of electric Installation.—	63,415	29		
C.—P. F. & Pensions etc.	5,042	06		
D.—Debt Charges	415	00		
			2,27,962	37
X.—Buildings, Land Acquisition and Management—				
A.—Deputy City Engineer (Subs)'s Office Establishment	5,76,047	54		
B.—Inspection and Supervision of Private Buildings etc.	4,15,941	05		
D.—Land Acquisition and Management	47,793	19		
E.—Inspection and supervision of factories, workshops and workplaces.	58,636	22		
F.—P. F. Pension etc.	40,000	00		
G.—20% Proportionate cost on account of staff of etc.				
H.—Debt Charges	6,92,506	96		
			18,30,924	96
Carried forward			5,30,14,172	28

**APPENDIX No. 15—(Contd.)  
(Suburbs)**

	Details.		Total.	
	Rs.	P.	Rs.	P.
Brought over ...			5,30,14 172	28
XI.—Fire Brigade—				
A.—Maintenance	4,86,130	64		
B.—P. F. Pension	1,14,198	94		
D.—Proportionate cost, etc.	39,240	24		
E.—Debt Charges	1,19,927	83		
			7,59,497	65
XII.—Licensing and Removal of Encroachment on Public Streets Administration of Shops and Establishment Act, 1948 Administration of Theatre Tax and Parking Grounds—				
A.—Licensing Establishment	3,88,822	62		
B.—Removal of Encroachments on Public Streets	1,72,972	58		
C.—Administration of Shops and Establishment Act, 1948	1,14,777	59		
D.—Administration of Theatre Tax	...	...		
E.—P. F. Pension, etc.	24,984	50	7,01,557	29
XIII.—Gardens and Open Spaces—				
A.—Maintenance	4,45,094	48		
B.—New Gardens, Recreation Grounds etc.	4,378	05		
C.—Roadside Trees	38,553	43		
E.—P. F. Pension etc.	...	...		
F.—Debt charges	86,248	09	5,74,274	05
XIV.—Markets and Slaughter Houses—				
A.—Markets & Slaughter Houses	5,23,988	50		
B.—P. F. Pension etc.	97,651	00		
D.—Proportion of Gen. Suptd.	30,461	04		
E.—Debt Charges	1,26,659	36	7,78,759	90
XV.—Contribution to				
(a) Budget 'B' under Section 125 (2) (d) of the Bombay Municipal Corporation Act	18,96,210	00		
(b) Budget 'E' under Section 126C(c) of the Bombay Municipal Corporation Act	45,66,420	00		
(bb) Special Contribution to Budget 'E' subject to propo- sed amendment to Section 126C(c) to Bombay Muni- cipal Corporation Act	...	...		
(3) Contribution to Budget A towards Fire & Accident Insurance Fund	...	...	64,62,630	00
XVI.—Miscellaneous	8,48,000	00	8,48,000	00
XVII.—Measures for Civic Defence	...	...	...	...
<b>Total—Expenditure—A.—Revenue Account</b> ...			<b>6,31,38,891</b>	<b>17</b>
<b>EXPENDITURE—B.—CAPITAL ACCOUNT.</b>				
I.—General Supervision Collection of Revenue, etc.	1,41,892	84	...	...
II.—Water Works	34,97,111	41	...	...
III.—Education—Primary	...	...	...	...
IV.—Free Reading Rooms & Libraries & Municipal High Schools	2,287	95	...	...
V.—Public Health Department	31,265	57	...	...
VI.—Medical Relief and Education	10,40,906	04	...	...
VII.—Street Cleansing and Conservancy	19,03,094	60	...	...
VIII.—Roads, S.W Drains and Public lighting	77,25,503	34	...	...
IX.—Mechanical	...	...	...	...
X.—Buildings, Land Acquisition and Mangement	11,10,212	20	...	...
XI.—Fire Brigade	1,459	62	...	...
XIII.—Gardens and open spaces	2,53,348	17	...	...
XIV.—Markets and Slaughter Houses	1,94,899	48	...	...
XV.—Village Amenities	2,27,077	66	...	...
XVI.—Industrial Estates	...	...	...	...
Advances for purchase of Plant and Machinery	Cr. 2,79,518	63	...	...
Discount and other charges	...	...	...	...
Assets written off	...	...	...	...
Trust Fund Expenditure	Cr. 45,129	67	...	...
<b>Total—Capital Account Expenditure</b> ...	...	...	<b>1,58,04,410</b>	<b>58</b>
<b>EXPENDITURE—C.—SUSPENSE ACCOUNT.</b>				
I.—Sinking and Special Fund Accounts—				
Sinking and Special Fund Accounts	28,12,316	41	28,12,316	41
Loan Redemption Fund	15,000	00	15,000	00
I.—Paper and Cash Accounts—				
(1) Sinking Funds	91,37,128	36		
(2) Special Funds	44,303	31		
(3) Surplus Funds	1,26,00,077	55		
(4) Loan Funds	50,00,001	10		
State Bank of India and Other Local Banks on account of Sundry Deposits	3,49,91,487	46	6,17,72,997	78
<b>Carried forward</b> ...			<b>6,46,00,314</b>	<b>19</b>



**APPENDIX [No. 15—(Concluded)]**  
**(Suburbs)**  
**SUMMARY**

	Details.		Total.	
	Rs.	P.	Rs.	P.
Brought over ...			6,46,00,314	19
<b>EXPENDITURE—C.—SUSPENSE ACCOUNT—(Contd.)</b>				
<b>III.—Suspense Accounts—</b>				
Deposit Account ...	1,82,53,781	58		
Advances for demolition of unauthorised Structures and for removal of unsafe buildings in the Suburbs ...	42,354	19		
Advances for Purchase of Petrol ...	3,06,424	85		
Advances Departmental Works ...	25,97,028	11		
Advances Private Works ...	3,07,889	74		
Advances for Improvement of private streets ...	...	...		
Advances—Municipal Contractors ...	...	...		
Advances loss or gain due to Conversion to decimal Coinage ...	...	...		
Advances—Sundries—Miscellaneous Advances ...	37,67,856	25		
Advances—Cost of Revision of Grades ...	...	...		
Advances to Municipal Officers—				
(a) Dishonoured Cheques ...	8,21,093	00		
(b) Standing Advances for Contingent Expenses ...	5,950	00		
(c) Motor Cars and Motor Cycles to Officers ...	53,000	00		
(d) Cycle Advances to Subordinates ...	...	...		
Suspenses Account Mechanical Transport ...	27,11,983	90		
Provident Fund—Suburbs ...	26,53,876	97		
Plant and Machinery to be purchased out of Surplus Cash Balance ...	...	...		
Interest Receivable Account ...	...	...		
Greater Bombay Municipal Corporation Loan Interest warrant payable Account ...	34,62,644	34		
Cheques Payable ...	11,06,37,769	42		
Cash Bills outstanding Account ...	12,362	24		
Wages Deposit Account ...	15,64,634	35		
Advances from S. C. B. for financing the expenditure on capital Works ...	...	...		
Interest accrued but not paid ...	47,905	75		
Amount transferred from Municipal General Fund ...	79,45,779	94	15,51,92,334	63
<b>Total, III.—Suspense Account Expenditure</b> ...			21,97,92,648	82
<b>Total I, II &amp; III.</b> ...				

**SUMMARY.**

Receipts.				Disbursements.	
Rs.	P.	Rs.	P.	Rs.	P.
70,88,014	99	...	...	...	...
5,84,67,364	72	A.—Revenue Account ...	6,31,38,891 17	...	...
98,52,900	00	B.—Capital Account ...	1,58,04,410 58	...	...
22,88,55,114	81	C.—Suspense Account ...	21,97,92,648 82	...	...
30,42,63,394	52	* Balance on 31st March 1967 ...	...	29,87,35,950 57	55,27,443 95
30,42,63,394	52			30,42,63,394	52
<b>Bank's Reconciliation—</b>				Rs.	P.
Balance as per Bank's Pass Books ...		76,31,814	31	...	...
<b>Add—</b>					
Revenue sent to the Bank on 31st March 1967 but acknowledged on 1st April 1967 ...		15,35,426	28	91,67,240	59
<b>Less—</b>					
Uncashed Cheques ...		78,30,761	69	78,30,761	69
Balance in Bank as per Day Book (Column No. 10) ...		...	...	13,36,478	90
Balance in Office in Government Promissory Notes, etc. ...		60,800	00	...	...
Balance in Office in Cash ...		792	18	...	...
Collection held in Office Treasury ...		41,29,372	87	41,90,965	05
				55,27,443	95

\* Includes securities of Rs. 12,200 received from the Bank held under Deposit account F—Paper Deposits etc.

## APPENDIX No. 15

(Extended Suburbs.)

Statement showing the Amounts of the Receipts and Expenditure respectively credited and debited to the Municipal Fund during the year 1966-67 and the Balance at the credit of the Fund at the close of the year, 1966-67 (i.e., 31st March 1967).

	Details.		Total.	
	Rs.	P.	Rs.	P.
<b>RECEIPTS—A.—REVENUE ACCOUNT.</b>				
I.—General Tax, Indirect Taxation and Miscellaneous Revenue—				
A.—General Tax :—(1) From the Public	75,96,471.65			
C.—Other Receipts				
(b)—Grants-in-aid in respect of fines for offences against the law	54,524.00			
(c)—Interest and profit on Investment of Surplus Loans and other balances	3,07,833.59			
(e)—Miscellaneous	53,147.46			
D.—Receipt on account of proportionate Cost. of Collection of Education cess.				
E.—Rebate from Government on account of Collection of Education cess				
			80,11,976.70	
2. Water Works—Water Tax and other Miscellaneous Water Works Revenue			29,99,384.20	
4. Free Reading Rooms and Libraries & Municipal High Schools			87,758.50	
5. Public Health Department			64,205.93	
6. Medical Relief and Education			5,459.63	
7. Street Cleansing and Conservancy, Road Watering and Halalkhore Service—				
A.—Halalkhore Tax	11,68,036.29			
B.—Other Receipts	30,217.87			
C.—Tax on dogs	1,915.00		12,00,169.16	
8. Roads, S.W. Drains and Public Lighting—				
A.—Wheel Tax	2,33,308.84			
B.—Contribution from Government in Lieu of Tolls	3,964.00			
C.—Other Receipts	53,382.17			
D.—Ferry Receipts	6,001.00		2,96,656.01	
9. Mechanical				
10. Buildings, Land Acquisition and Management—			8.91	
A.—Sale proceeds of Land				
B.—Other Receipts				
(a) Rent of Buildings	13,907.01			
(b) Ground Rant	6,291.22			
(c) Miscellaneous Receipts	1,08,750.91		1,28,949.14	
11.—Fire Brigade—				
A.—Fire Tax	3,52,246.92			
B.—Other Receipts	309.50		3,52,556.42	
12. Licensing, Removal of Encroachments on Public Streets and Administration of Shops and Establishment Act, 1948 and Theatre Tax—				
A.—Licences for Dangerous and Offensive Trades	4,46,451.32			
B.—Removal of Encroachments on Public Streets, Licences for squatters and Hawkers and fees for removal of encroachments	49,375.78			
C.—Grants-in-aid from Government for the Administration of Shops and Establishment Act, 1948	34,556.40			
D.—Miscellaneous	33,348.05			
E.—Receipts from Theatre Tax	81,397.40		6,45,128.95	
13. Gardens and Open Spaces			1,659.08	
14. Markets and Slaughter Houses			3,44,340.10	
15. Contribution from Capital Funds to Revenue on account of Loan Works Staff			1,88,633.17	
16. Rebate from Government on account of Collection of the Urban Immoveable Property Tax in the Suburbs				
17. Grants-in-aid from Government			2,157.44	
19. Receipts from Govt. on a/c. of U. I. P. Tax			33,453.41	
Total—Revenue Receipts			1,43,62,496.75	

## APPENDIX No. 15—(Contd.)

(Ext. Suburbs.)

	Details.		Total.	
	Rs.	P.	Rs.	P.
<b>RECEIPTS—B.—CAPITAL ACCOUNT.</b>				
Capital Receipts—				
New Loan 1966-67	90,00,000.00			
Trust Funds				
Contribution from Govt. equal to 1/3rd of the Exp. etc.	5,692.00			
Contribution from Hospital Fund of Budget 'A'				
Total—Capital Account Receipts			90,05,692.00	
<b>RECEIPTS—C.—SUSPENSE ACCOUNT.</b>				
I.—Sinking and Special Fund Accounts—				
Sinking Fund Accounts	15,32,746.34			
Special Fund account Provident Fund account—				
Hospital Fund Account :—			15,32,746.34	
II.—Paper and Cash Accounts—				
(1) Sinking Funds		260.28		
(2) Special Funds		1,415.63		
(3) Surplus Funds	15,78,935.89			
(4) Loan Funds	33,31,398.98			
(5) State Bank of India and Other Local Banks on account of Sundry Deposits	1,01,85,198.70			
			1,50,97,209.48	
III.—Suspense Accounts—				
Deposit Account	65,07,443.25			
Advances for demolition of unauthorised structures and for removal of unsafe buildings in the suburbs				
Advances for improvement of Private street				
Advances for purchase of Petrol				
Advances for Departmental Works	2,57,338.72			
Advances for Private Works	33,721.15			
Standing Advances unpaid Salaries				
Advances Sundries Miscellaneous Advances	21,59,370.53			
Advances cost of Revision of Grades				
Advances Municipal Contractors	203.47			
Advances and Suspense Account Sundries, Miscellaneous				
Advances loss or gain due to conversion to Decimal coinage				
Dishonoured Cheques	3,38,176.26			
Advances—Municipal Officers—				
(a) Standing Advances for Contingent Expenses	1,550.00			
(b) Motor Cars and Motor Cycles to Officers	4,242.00			
(c) Cycle advances to Subordinates				
Provident Fund Receivable (Suburbs)	6,35,019.83			
Interest Receivable A/c				
Amount transferred Municipal General Fund	54,45,779.94			
Greater Bombay Suburbs Municipal Corporation Loan Interest Warrants Payable Account	4,87,193.82			
Interest accrued but not paid	12,500.00			
Cash Bills Outstanding Account	8,552.38			
Cheques Payable	3,30,23,329.05			
Plant and Machinery to be purchased out of S C. B.				
Wages Deposit A/c	3,78,454.27			
Advances out of Surplus Cash Balance for financing the expenditure on Capital Works Loan Funds			4,92,92,874.67	
Total,—Suspense Account Receipts—I, II, III			6,59,22,830.49	
<b>EXPENDITURE—A.—REVENUE ACCOUNT.</b>				
I.—General Supervision, Collection of Revenue, etc.—				
A.—General Superintendence—				
(b) Chief Auditor's Establishment	37,857.37			
(c) Municipal Commissioner's Office	29,748.14			
(d) Audit and Accounts	1,96,354.96			
(h) Public Relations Department	1,366.34			
(k) Chief Complaints Officer's Establishment	18,782.80			
B.—Collection of Revenue—(a) Property and Wheel Tax Establishment	4,35,160.74			
C.—Upkeep of Municipal Central and Ward Offices	17,945.10			
E.—Legal Department & Miscellaneous Charges	10,895.46			
G.—Provident Fund, Pension etc.	23,204.28			
H.—Debt Charges	32,659.24			
Deduct—Proportion of General Suptd. chargeable to	3,16,444.67		4,87,529.76	
Carried forward			4,87,529.76	

APPENDIX No. 15—(Contd.).  
(Ext. Suburba.)

	Details.		Total.	
	Rs.	P.	Rs.	P.
Brought Over			4,87,529.76	
<b>EXPENDITURE—A.—REVENUE ACCOUNT—(Contd.)</b>				
II.—Water Works—				
A.—Maintenance	23,64,525.75			
C.—Provident Fund Pensions Gratuities, etc.	13,683.55			
D.—Pension and Gratuity Fund	74,300.00			
E.—Proportionate Cost of Collection of water Tax etc.	1,77,124.92			
F.—Debt Charges	10,45,554.73		36,75,188.95	
IV.—Free Reading Rooms, Libraries and Municipal High Schools				
A.—Municipal Free Reading Rooms and Libraries	18,067.06			
B.—Municipal High Schools	...			
C.—Provident Fund, Pension etc.	...		18,067.06	
V.—Public Health Department—				
A.—General Superintendence	8,55,996.01			
B.—Supply of Milk & Snacks etc.	4,38,827.71			
C.—Provident Fund, Pension, etc.	13,812.00			
D.—Malaria Eradication Programme	83,313.09			
E.—Debt Charges	19,817.20		14,11,766.01	
VI.—Medical Relief and Education—				
A.—Hospitals	6,20,344.58			
B.—Maternity Homes	4,98,468.82			
C.—Dispensaries	3,83,556.07			
D.—Family Welfare Planning Centre	...			
G.—Clinics for treatment of leprosy cases	...			
J.—Debt Charges	2,36,993.54			
K.—Grant-in-Aid to Public Institutions	34,671.00			
L.—Provident Fund etc.	3,998.45		17,78,032.46	
VII.—Street Cleansing and Conservancy, Road Watering and Halalkhore Service—				
A.—Street Cleansing and Conservancy	4,06,510.71			
B.—Collection Loading removal and disposal of T. R. etc.	10,39,289.43			
C.—Halalkhore Service	21,19,901.94			
D.—Provident Fund, etc.	36,735.29			
E.—Pension Gratuities etc.	39,200.00			
F.—Debt Charges	1,89,487.86		38,31,125.23	
VIII.—Roads, S. W. Drains and Public Lighting—				
A.—General	1,72,023.55			
B.—Maintenance of Roads	21,13,402.02			
C.—Public Lighting	2,91,181.86			
F.—Provident Fund, etc.	11,933.60			
G.—Debt Charges	7,09,295.33			
H.—Proportionate Cost of Collection of Wheel Tax etc.	22,349.87		33,20,186.23	
IX.—Mechanical—				
A.—ME's Office Estt.	...			
B.—Maintenance of Electric Installation	9,854.69			
C.—Provident Fund Pension etc.	...			
D.—Debt charges	...		9,854.69	
X.—Buildings, Land Acquisition and Management—				
A.—City Engineers Central Office Establishment	2,71,134.31			
B.—Inspection and Supervision of Private Buildings	2,090.51			
E.—Insp. & Sup. of Factories Workshops & Work places	33,171.58			
F.—Provident Fund, etc.	5,079.00			
G.—Debt Charges	44,915.16			
H.—Proportionate cost of the staff etc.	1,737.12		3,58,127.68	
XI.—Fire Brigade				
A.—Maintenance	56,995.56			
D.—Proportion of Gen. Suptd. & Collection of Revenue	11,972.68			
E.—Debit Charges	88,549.52		1,57,517.76	
XII.—Licensing and Removal of Encroachment on Public Streets Administration of Shops and Establishment Act, 1948 Administration of Theatre Tax and Parking Grounds—				
A.—Licensing Establishment	90,796.68			
B.—Removal of Encroachments on Public Streets	36,831.67			
C.—Administration of Shops and Establishment Act, 1948	48,362.25			
D.—Administration of Theatre Tax	...			
E.—Provident Fund, etc.	6,800.67			
F.—Debt charges—	...		1,82,791.27	
XIII.—Gardens and Open Spaces—				
A.—Maintenance	46,884.05			
E.—Provident Fund, etc.	743.00			
F.—Debt Charges	31,062.24		78,689.29	
Carried forward			1,53,08,876.39	

**APPENDIX No. 15—(Contd.)**  
**(Ext. Suburbs.)**

	Details.		Total.	
	Rs.	P.	Rs.	P.
Brought over ...			1,53,08,876.39	
<b>EXPENDITURE—A.—REVENUE ACCOUNT—(Contd.)</b>				
XIV.—Markets and Slaughter Houses—				
A.—Markets and Slaughter Houses	1,62,441.31			
B.—Provident Fund, etc.	2,609.03			
C.—Pension Gratuities etc.	1,14,800.00			
D.—Proportion of Gen. Suptd.	7,581.86			
Debt. charges	97,264.86			
				3,84,697.06
XV.—Contribution to (a) Budget 'B' under Section 125(2)(d) of the Bombay Municipal Corporation Act	6,08,00,000			
(d) Budget 'E' under Sec. 126 C(c) of the B.M.C. Act	15,20,00,000			
				21,28,000.00
XVI.—Miscellaneous—				
A.—Provident Fund, Pensions, Gratuities and Compassionate Allowances				
(a) Provident Fund,				
(b) Pension				
(c) Pension Funds	84,620.00			
(d) Gratuities Funds	1,03,740.00			
B.—Village Amenities				1,88,360.00
XVII.—Measures for Civil Defence				
Total—Expenditure—A.—Revenue Account				1,80,09,933.45
<b>EXPENDITURE—B.—CAPITAL ACCOUNT.</b>				
I.—General Supervision Collection of Revenue, etc.	1,68,373.35			
II.—Water Works	14,76,608.87			
IV.—Free Reading Room & Libraries				
V.—Public Health Department	28,890.12			
VI.—Medical Relief and Education	4,69,238.06			
VII.—Street Cleansing and Conservancy	12,95,775.27			
VIII.—Roads, S.W. Drains and Public Lighting	30,43,892.46			
IX.—Mechanical				
X.—Buildings, Land Acquisition and Management	58,138.96			
XI.—Fire Brigade				
XIII.—Gardens and Open Spaces	49,949.97			
XIV.—Markets and Slaughter Houses	4,48,325.14			
XV.—Village Amenities	2,56,174.29			
Advances for purchase of Plant and Machinery	41,717.87			
Discount and other charges				
Assets written off				
Trust Fund Expenditure				
Total—B—Capital Account Expenditure				73,37,084.36
<b>EXPENDITURE—C.—SUSPENSE ACCOUNT.</b>				
I.—Sinking and Special Fund Accounts—				
Sinking and Special Fund Accounts	23,682.75			
Loan Redemption Fund				23,682.75
II.—Paper and Cash Accounts—				
(1) Sinking Funds	15,09,323.88			
(2) Special Funds	1,415.63			
(3) Surplus Funds	33,62,442.96			
(4) Loan Funds	40,00,006.62			
(5) State Bank of India and Other Local Banks on account of Sundry Deposit	1,11,28,826.05			2,00,02,015.14
Carried forward				2,00,25,697.89

## APPENDIX No. 15—(Contd.).

(Ext. Suburbs.)

	Details.		Total.	
	Rs.	P.	Rs.	P.
Brought over ...			2,00,25,697.89	
<b>EXPENDITURE—C.—SUSPENSE ACCOUNT—(Contd.)</b>				
III.—Suspense Accounts—				
Deposit Account ...	44,38,580.11			
Public securities from contractors ...	2,78,850.00			
Advances for Purchase of Petrol ...				
Advances Departmental Works ...	2,40,178.84			
Advances Private Works ...	1,18,215.87			
Advances for Improvement of Private Streets ...				
Advance—Municipal Contractors ...	203.47			
Advances—Suspense A/c Sundries Misc. loss or gain on Conversion to decimal Coinage ...				
Advances—Sundries—Miscellaneous Advances ...	14,55,190.96			
Advances—Cost of Revision of Grades of Suburban Staff ...				
Dishonoured Cheques ...	3,38,176.26			
Advances—Municipal Officers—				
(a) Standing Advances for Contingent Expenses ...	6,600.00			
(b) Motor Cars and Motor Cycles to Officers ...	14,500.00			
(c) Cycle Advances to Subordinates ...				
Provident Fund—Extended Suburbs ...	6,35,019.83			
Plant and Machinery to be purchased out of Surplus Cash Balance ...				
Amount Transferred from Municipal General Fund ...	Cr. 25,31,838.26			
Greater Bombay Municipal Corporation Loan Interest warrants payable Account ...	4,86,616.17			
Cheques Payable ...	3,24,27,646.42			
Cash Bills outstanding A/c ...	7,523.15			
Wages Deposit A/c ...	3,78,454.27			
Advances from S.C.B. for financing the expenditure on Capital Works ...				
Interest accrued but not paid ...				
Interest Receivable A/cs ...				
Amount transferred from Mun. Gen. Fund to other Divisions ...	75,94,442.65			
<b>Total, III.—Suspense Account Expenditure ...</b>			<b>4,58,88,359.74</b>	
<b>Total I, II and III ...</b>			<b>6,59,14,057.63</b>	

## SUMMARY

Receipts.		Disbursement.	
Rs.	P.	Rs.	P.
49,52,268.16			
1,43,62,496.75		1,80,09,933.45	
90,05,692.00		73,37,084.36	
6,59,22,830.49		6,59,14,057.63	9,12,61,075.44
9,42,43,287.40			
			29,82,211.96
			9,42,43,287.40

	Rs.	P.	Rs.	P.
Banks' Reconciliation—				
Balance as per Bank's Pass Books ...	32,53,002.40			
Add—				
Revenue sent to the Bank 31st March 1967 but acknowledged on 1st April 1967 ...	3,11,493.38			35,64,495.78
Less—				
Uncashed Cheques ...				20,53,128.77
Balance in Bank as per Day Book Column No. (10) ...				15,11,367.01
Balance in Office in Government Promissory Notes, etc. ...	1,83,200.00			
Balance in Office in Cash ...		744.04		
Collection held in Office Treasury ...	12,86,900.91			14,70,844.95
				29,82,211.96

## Appendix No. 22

## IMPROVEMENT SCHEMES

General Account for the year ending 31st March 1967.

Particulars.	Amount.	Particulars.	Amount.
	Rs.		Rs.
To Revenue expenditure as per Appendix No. 24 ...	1,98,76,381	By Revenue Receipts as per Appendix No. 23 ...	2,05,28,759
Balance being Surplus transferred to Capital Account Balance Sheet ...	6,52,378		
<b>Total ...</b>	<b>2,05,28,759</b>	<b>Total ...</b>	<b>2,05,28,759</b>

## APPENDIX No. 22A

Improvement Scheme Account—Slum Clearance Account—City  
General Account for the year ending 31st March 1967.

Particulars.	Amount.	Particulars.	Amount.
	Rs.		Rs.
To Revenue Expenditure as per appendix 24A ...	19,71,257	By Revenue Receipts under (i) Rent and other proceeds of properties ...	12,20,342
		(ii) Interest and Profits on Investments ...	1,35,403
		(iii) Miscellaneous Receipts ...	...
		Balance being Deficit transferred to Capital Account Balance Sheet ...	8,86,318
<b>Total</b>	<b>19,71,257</b>	<b>Total</b>	<b>19,71,257</b>

## APPENDIX No. 22 B

Improvement Schemes Account—Slum Clearance Account—Suburbs  
General Account for the year ending 31st March 1967.

Particulars.	Amount.	Particulars.	Amount.
	Rs.		Rs.
To Revenue Expenditure as per appendix 24B ...	7,16,730	By Revenue receipts under (i) Rent and other proceeds of properties ...	1,25,757
		(ii) Contribution from Budget—D ...	...
		(iii) Interest & Profits on Investments ...	1,63,334
		Balance being Deficit for the year transferred to Capital Account Balance Sheet ...	4,27,639
<b>Total ...</b>	<b>7,16,730</b>	<b>Total ...</b>	<b>7,16,730</b>

## APPENDIX No. 25

## IMPROVEMENT SCHEMES

Balance Sheet—(Capital Account) as on 31st March 1967.

LIABILITIES		Ra.	P.	ASSETS				Ra.	P.
LOANS OUTSTANDING—				BLOCK ACCOUNT—					
(Vide details as shown in Appendix No. 29)	...	15,82,36,292	78	Property and Assets at original cost as per Appendix No. 26 ...				27,64,79,222	55
Book value of lands comprised in Schedules "W" and "X"		47,58,490	00	Book value of lands comprised in Schedules "W" and "X" as per Appendix No. 27 (Section 91A of the Municipal Act). ...				47,58,490	00
		16,29,94,782							
SURPLUS—				INVESTMENT RESERVE FUND**					
Extraordinary Receipts—				IN SECURITIES—					
Investment Reserve Fund	92,72,818	73		Face Value		Actual cost.			
Amenities Fund	6,91,938	38		Rs P.		Ra. P.			
Rent Equalisation Fund	20,93,207	82		91,99,400		92,72,569		91	
Transfer of Sinking Fund Accumulations in respect of Ra. 370 lakhs loan	25,07,830	00		In Cash		248		82	
Special grants from the Government of India	54,00,000	00		Amenities Fund**					
Premia on loan raised in 1935-36	30,000	00		In securities		6,91,000		6,91,633	
Grant-in-Aid from Government of Bombay for part expenditure of Acquisition of Land	5,00,000	00		In Cash		304		44	
Sale proceeds of Lands and Buildings—				Rent Equalisation Fund**					
Sale proceeds up to 31st March 1966	7,95,79,020	16		In Securities		20,92,700		20,93,005	
Sale proceeds during 1966-67	2,85,591	76		In Cash		202		82	
Sinking Fund on Loans	7,14,20,661	09		SINKING FUND—					
Loans Redemption Fund	5,72,74,196	28		As per Appendix No. 28					
deduct—	22,90,55,264	22		In Securities and Cash *				7,14,20,661	
REVENUE DEFICIT—				CAPITAL FUNDS—					
Deficit upto 31st March 1966	2,13,42,041	07		In Securities—					
Surplus during 1966-67	6,52,378	44		Face Value		Rate%		Actual cost	
	2,06,89,662	63		Ra. P.		Ra. P.			
Total	...	37,13,60,384	37	4% Bombay Municipal Debentures		500 Par		500	
				4½% Bombay Municipal and Impa. Debentures		49,600 Par		49,600	
				6 per cent. Bombay Municipal Debentures		56,50,300 Par		56,50,300	
				4 per cent. Bombay Municipal Debentures Budget A & B		25,800 99.50		25,671	
				3 per cent. Conversion Loan		7,92,700 Different rates.		7,99,565	
				4½ B. I. T. Debenture.		4,100 Par		4,100	
				6% B. I. T. Debenture		80,300 Per		80,300	
				4.75% B. M. D. Budget 'B'		32,600 Per		32,600	
				66,35,900		66,42,636		38	
				In Cash securities and fixed deposits				1,409	
								42	
								66,44,045	
								80	
								Total	
								37,13,60,384	
								37	

\* For Face, Book and Market Values of Securities held in the Sinking Funds on 31st March 1967. Please see Appendix No. 30.

† Against this, there is a liability to the extent of Ra. 43,91,106 on account of outstanding charges for 1966-67 and previous years payable in the year 1966-67.

\*\* In Face, Book &amp; Market Values of the Securities held in these funds at 31st March 1967, please see Appendix No. 16.



## Appendix No. 25A.

## IMPROVEMENTS SCHEMES

## Slum Clearance City

Balance Sheet Capital Account as on 31st March 1967.

LIABILITIES		Rs.	P.	ASSETS.		Rs.	P.
LOAN OUTSTANDING—				BLOCK ACCOUNT—			
(Vide details as shown in Appendix No. 29A)		2,53,74,344.66		Property and Assets at original cost as per Appendix No. 26A		2,36,32,853.23	
Subsidy from Government	...	73,00,150.00		Sinking Fund as per Appendix No. 28A		23,62,804.67	
Sale proceeds up to 31st March 1967	...	4,607.50		CAPITAL FUNDS—			
Sinking Fund on Loans	...	23,62,804.67		In Securities. Face Value Rate. Actual Cost.			
Loan Redemption Fund	...	32,298.34					
		3,50,74,205.17					
Deduct—	Rs. P.			6 per cent Municipal Debenture ... 50,00,000 Par		50,00,000.00	
Deficit upto 31st March 1966	26,45,695.71						
				In Cash call and fixed deposits.		55,46,533.52	55,46,533.52
Add—Deficit during the year	8,86,318.04						
		35,32,013.75		Total Rs. ...		3,15,42,191.42	
Total Rs.	...	3,15,42,191.42		Total Rs. ...		3,15,42,191.42	

## Appendix No. 25 B.

## IMPROVEMENTS SCHEMES

## Slum Clearance Suburbs.

Balance sheet Capital Account as on 31st March 1967.

LIABILITIES.		Rs.	P.	ASSETS.		Rs.	P.
Loan outstanding	...	1,45,46,997.80		Block Account Property and Asset at original cost as per Appendix No. 26B		2,49,94,412.91	
Subsidy from Government	...	56,21,071.00		Sinking Fund as per app. 28B		5,49,223.27	
Sinking Fund on loan	...	5,49,223.27		CAPITAL FUND—			
Sale proceeds upto 31st March 1967	...	63,911.00		In securities— Face Value Rate Actual Cost			
Add—							
Loan Redemption Fund	...	41,208.20		6 Per cent Municipal Debenture ... 22,05,100 Par		22,05,100.00	
Surplus upto 31st March 1966	76,61,063.36			4½ Per cent Municipal Debenture ... 10,000 Par		10,000.00	
Less—Deficit during the year	4,27,639.09			In Cash and fixed deposits		2,97,099.36	
		72,33,424.27					25,12,199.36
Total Rs.	...	2,80,55,835.54		Total		Rs. ...	2,80,55,835.54

**Appendix No. 26**  
**IMPROVEMENT SCHEMES**

*Block account showing details of Capital Expenditure upto 31st March 1967.*

Particulars	Total Capital Expenditure upto 31st March 1966.	Expenditure during 1966-67.	Total Capital Expenditure upto 31st March 1967.	Particulars.	Total Capital Expenditure upto 31st March 1966	Expenditure during 1966-67.	Total Capital Expenditure upto 31st March 1967.
	Rs.		Rs.		Rs.		Rs.
<b>CAPITAL ACCOUNT.</b>				Brought over	25,18,43,099	59,96,755	25,78,39,854
<b>Improvement and Street Schemes.</b>				Acquisition of Land in survey No. 129, Hissal, Squatters Nos 130-136 of Elsar Pahad for housing of dishoused tenants as well as displaced Industries in execution of its sanctioned Schemes	94,149	...	94,149
Schedule W Lands	13,45,571	...	13,45,571	Acquisition of land bearing C.S. No. 1325 (Part) and 1/325 Lower Parel Division for housing dishoused persons as a result of Municipal Scheme	1,00,029	...	1,00,029
Schedule X Lands	16,26,471	...	16,26,471	Acquisition of land at Poisar and Kandivli in Survey No. 94 and 95 (Part) of Poisar Survey Nos. 126, 128 and 129 (Part) of Kandivli	3,51,977	...	3,51,977
Schedule Z Lands	8	...	8	Taking over explosion victim tenements S. P. Sheds at Shantinagar Arthur Road. etc.	4,84,801	...	4,84,801
Scheme No.					25,28,74,055	59,96,755	25,88,70,810
1 First Nagpada	29,16,099	...	29,16,099	<b>Police Accommodation Schemes.</b>			
2 Princess Street	85,08,865	...	85,08,865	Scheme No.			
3 Sandhurst Road	1,16,02,375	...	1,16,02,375	14 First Nagpada	84,450	...	84,450
4 Gamdevi	22,88,002	...	22,88,002	16 Wodehouse Road	3,22,667	...	3,22,667
5 Dadar-Matunga	1,00,53,384	...	1,00,53,384	17 Duncan Road	58,981	...	58,981
6 Sion-Matunga	1,78,76,328	5,69,461	1,84,45,789	18 Shepherd Road	36,223	...	36,223
7 Colaba Reclamation	4,78,538	...	4,78,538	19 Agripada	1,79,120	...	1,79,120
8 Mandvi-Koliwada	26,52,501	...	26,52,501	23 Connaught Road	79,495	...	79,495
11 Agripada	3,127	...	3,127	24 Princess Street	2,65,953	...	2,65,953
13 Southern Street Extension—				25 Gmdevi	1,29,407	...	1,29,407
East-wards	68,102	...	68,102	34 Lamington Road	4,61,024	...	4,61,024
27 Mathew Road	14,11,129	...	14,11,129	35 Sandhurst Road West	1,46,104	...	1,46,104
29 Nowroji Hill	86,57,482	...	86,57,482	39 Sanhurst Road East	7,58,893	...	7,58,893
30 Southern Street Extension—				40 Byculla	8,28,411	...	8,28,411
West-wards	1,30,512	...	1,30,512	44 Maharbaudi	2,71,434	...	2,71,434
31 Parel Suparibaug Estate	91,42,350	...	91,42,350	45 Palton Road	5,71,492	...	5,71,492
32 East Agripada	50,59,050	...	50,59,050	46 Naigaum	5,69,142	...	5,69,142
33 Bhatwadi	3,28,433	...	3,28,433	48 Mahim	4,53,032	...	4,53,032
36 Lamington Road	2,91,191	...	2,91,191	55 Chinchbunder Road	4,32,656	...	4,32,656
37 Sydenham Road	1,40,51,180	...	1,40,51,180	55A Mazagaon	4,53,560	...	4,53,560
41 Undria Street	5,72,800	...	5,72,800	63 King's Circle (Matunga)	4,82,185	...	4,82,185
43 Parel Road Central	38,97,348	...	38,97,348	67 Naigaum (for Armed Police and Recruits)	24,42,031	...	24,42,031
47 Parel Road Northern	52,96,220	...	52,96,220	70 Arthur Road	1,58,357	...	1,58,357
49 Nepean Sea Road   Reclamation	3,053	...	3,053		91,84,617	...	91,84,617
50 Mazagaon Street	33,87,004	...	33,87,004	<b>Mill Company's Chowli Schemes</b>			
52 Worli Street	2,70,90,400	1,36,240	2,72,26,640	Scheme No.			
53 Foras Road	36,82,045	...	36,82,045	42 Spring Mills	5,18,990	...	5,18,990
54 Kolbhatwadi	21,79,254	...	21,79,254	51 Century Mills	1,29,980	...	1,29,980
55 Bellasis Road	18,530	...	18,530	65 David Mills	2,96,852	...	2,96,852
56 Dharavi Street	1,16,52,512	...	1,16,52,512		9,45,822	...	9,45,822
57 Sewri-Wadala	3,36,61,420	15,66,725	3,52,28,145	<b>Slum Clearance.</b>			
58 Worli-Extension	1,10,23,218	82,944	1,11,06,162	Preliminary Expenses	22,481	...	22,481
59 Sewri-Koliwada	5,72,556	...	5,72,556	ransit Camps for providing alternative housing accommodation to facilitate Slum Clearance—			
60 Naigaum Street	76,04,597	...	76,04,597	(i) Construction of 244 tenements, etc.	2,58,843	...	2,58,843
61 Fergusson Road	15,68,030	...	15,68,030	(ii) Construction of 210 tenements, etc.	1,81,987	...	1,81,987
62 Love Lane	16,18,731	...	16,18,731		4,63,311	...	4,63,311
66 Mahaluxmi	4,86,705	...	4,86,705	Carried forward	4,63,311	...	4,63,311
69 Widening of Byculla Bridge	7,20,290	...	7,20,290		26,34,67,805	59,96,755	26,94,64,560
71 Chaupati Street	24,085	...	24,085				
Chaupati Reclamation	1,889	...	1,889				
East Chaupati Estate	4,380	...	4,380				
Lump Provision for granting loans to erect buildings on Imp. Scheme lands as provided under Section 354W of the Municipal Act	26,525	Cr. 838	25,687				
72 Tripartite Road	2,26,684	...	2,26,684				
73 Palton Road	10,37,510	...	10,37,510				
74 Sion Overbridge	92,457	...	92,457				
Lump Provision for Acquisition in all Schemes	6,136	...	6,136				
Lump provision for Housing Accommodation for poorer classes including provision for acquisition.	3,40,46,180	35,98,986	3,76,45,166				
Housing of squatters on land Near Mankhurd Railway Station	8,38,300	...	8,38,300				
Housing of squatters on lands near Jogeshwari	4,73,977	42,595	5,16,972				
76 Lohar Chawl Gully	3,24,370	242	3,24,612				
77 Housing Accommodation - For Fishermen at Mahim Causeway	459	...	459				
Housing of Squatters-Acquisition	27,181	...	27,181				
Housing of Squatters at Vikhroli	4,94,668	1,614	4,94,668				
Construction of Dormitories	151	...	151				
Construction of Dormitories	6,92,736	...	6,92,736				
Carried forward	25,18,43,099	59,96,755	25,78,39,854				

## Appendix No. 26—Concl'd.

Particulars.	Total Capital Expenditure upto 31st March 1966.	Expenditure during 1966-67.	Total Capital Expenditure upto 31st March 1967	Particulars	Total Capital Expenditure upto 31st March 1966.	Expenditure during 1966-67.	Total Capital Expenditure upto 31st March 1967
	Rs.	Rs.	Rs.		Rs.	Rs.	Rs.
Brought over ...	26,34,67,805	59,96,755	26,94,64,560	Brought over ...	26,43,43,367	59,96,755	27,03,40,122
<b>Miscellaneous.</b>				Discount on Loans ...	14,53,359	...	14,53,359
Survey of the Island of Bombay...	1,06,046	...	1,06,046	Expenses in connection with the Loan of Rs. 10 lakhs ...	12,227	...	12,227
Administrative Offices, etc.— Building on Esplanade Road near Queen's Statue ...	3,21,562	...	3,21,562	Expenses in connection with the repayment of Rs. 25 Lakhs Loan ...	19,504	...	19,504
Engineer's Office at Matunga ...	1,38,468	...	1,38,468	Expenses in connection with the loan raised in 1957-58 ...	62,048	...	62,048
Central Stores at the back of Frere Filletcher School ...	15,656	...	15,656	Repayment of Rs. 40 lakhs loan of 1919 ...	26,83,469	...	26,83,469
Store yard at Agripada, etc. ...	83,801	...	83,801	Part payment of Rs. 25 Lakhs loan of 1926 ...	19,08,494	...	19,08,494
Workshop for Motor Lorries at Agripada ...	90,368	...	90,368		61,39,101	...	61,39,101
Tools and Plant ...	559	...	559				
Refund to preliminary expenses to Government ...	38,019	...	38,019				
Preliminary expenses in connection with the Improvements of slum areas ...	68,816	...	68,816				
Provision of a lift in the Improvement Trust Building at Napier Road near Queens Statue ...	12,267	...	12,267				
	8,75,562	...	8,75,562				
Carried forward ...	26,43,43,367	59,96,755	27,03,40,122	Grand Total ...	27,04,82,468	* 59,96,755	27,64,79,223

\* This figure includes Rs 6,62,336 being the share of cost of Management and Establishment chargeable to Capital Account.

## APPENDIX No. 26A.

## Improvement Schemes—Slum Clearance—City.

Block account showing details of Capital Expenditure upto 31st March 1967.

Particulars.	Total Capital Expenditure from 1st April 1966 upto 31st March 1967.	Expenditure during 1966-67.	Total Capital Expenditure upto 31st March 1967.
	Rs.	Rs.	Rs.
A.—Works to be carried out from Municipal Fund ...			
Acquisition of land within, adjoining or surrounded by clearance Areas for housing or other development works ...	10,27,498	13,422	10,40,920
Transit Camps for providing temporary alternative housing accommodation to facilitate Slum Clearance ...	5,33,767	..	5,33,767
Permanent Housing for Slum Population ...	13,49,275	301	13,49,576
Providing Sewerage arrangement in Kamathipura Area ...	1,71,857	...	1,71,857
Discount and other charges on the loan of Rs.10 lakhs raised in 1956-57 ...	10,108	...	10,108
Discount and other charges on the loan of 20 lakhs raised in 1957-58 ...	45,160	...	45,160
Do. on the loan of Rs. 10 lakhs raised in 1958-59 ...	17,721	...	17,721
Miscellaneous expenses including Preliminary expenses (Staff and contingencies in connection with Slum Clearance) ...	9,95,554	1,01,204	10,96,758
Total A—Works to be carried out from Municipal Fund ...	41,50,940	1,14,927	42,65,867
B.—Works to be carried out with the Government Aid.			
Acquisition of land within, adjoining or surrounded by Clearance Areas for—rehousing or other development works ...	17,31,757	3,660	17,35,417
Permanent Housing for Slum Population ...	1,58,45,722	17,85,847	1,76,31,569
Total, B—Works to be carried out with the Government Aid ...	1,75,77,479	17,89,507	1,93,66,986
Grand Total ...	2,17,28,419	19,04,434	* 2,36,32,853

\* Previous expenditure amounting to Rs. 4,63,311 upto 31st March 1966 is shown in Appendix No. 26.

## APPENDIX No. 26B.

## Improvement Schemes—Slum Clearance—Suburbs.

Block account showing details of Capital Expenditure upto 31st March 1967.

Particulars.	Total Capital Expenditure upto 31st March 1966.	Expenditure during 1966-67.	Total Capital Expenditure upto 31st March 1967.
	Rs.	Rs.	Rs.
<b>Slum Clearance—Suburbs.</b>			
A.—Works to be carried out from Municipal Fund.			
Preliminary Expenses (Staff and Contingencies) ...	71,34,771	48,02,793	1,19,37,564
Total A—Works to be carried out from Municipal Fund ...	71,34,771	48,02,793	1,19,37,564
B.—Works to be carried out with the Govt. Aid.			
(b) Chawl and S.P. Chawls. ...	1,25,34,146	5,22,700	1,30,56,846
Total, B—Works to be carried out with the Govt. Aid. ...	1,25,34,146	5,22,700	1,30,56,846
Grand Total ...	1,96,68,917	53,25,493	2,49,94,410

## Appendix IMPROVEMENT

*Statement showing outstanding Loans of the Bombay Improvement Trust due by the payable for the year 1966-67, the amount paid during the year and the*

No.	Particulars of Loans.	Rate of Interest per Annum.	Amount raised.		Balance due on 1st April 1966		Amount raised in 1966-67.		Total	
			Rs.	Ps.	Rs.	Ps.	Rs.	Ps.	Rs.	Ps.
<i>Loans raised from Government.</i>										
1	Consolidated Loan in respect of Conversion Loan 1937-38, Rs. 35 lakhs Loan, and Rs. 8 lakhs Loan	3.3759 per cent.	4,17,94,178	06	2,09,99,629	54			2,09,99,629	54
2	Rs. 45 lakhs Loan 1922	4½ Do.	45,00,000	00	45,00,000	00			45,00,000	00
3	Rs. 52 lakhs Loan October 1922		52,00,000	00						
4	Rs. 80 lakhs Loan 2nd January 1923	4½ Do.	8,00,000	00						
5	Rs. 82 lakhs Loan 22nd January 1923		82,00,000	00	1,72,00,000	00			1,72,00,000	00
6	Rs. 30 lakhs Loan 14th March 1923		30,00,000	00						
7	Rs. 40 lakhs Loan 2nd November 1923	4½ Do.	40,00,000	00						
8	Rs. 20 lakhs Loan 2nd January 1924		20,00,000	00	89,00,000	00			89,00,000	00
9	Rs. 29 lakhs Loan 5th March 1924		29,00,000	00						
10	Rs. 20 lakhs Loan 1st November 1924	4½ Do.	20,00,000	00						
11	Rs. 60 lakhs Loan 10th November 1924		60,00,000	00	1,00,00,000	00			1,00,00,000	00
12	Rs. 20 lakhs Loan 2nd January 1925		20,00,000	00						
13	Rs. 20 lakhs Loan 2nd October 1925	4½ Do.	20,00,000	00						
14	Rs. 15 lakhs Loan 2nd November 1925		15,00,000	00	7,00,000	00			7,00,000	00
15	Rs. 35 lakhs Loan 2nd January 1926		35,00,000	00						
	<b>Total loans raised from Government</b>		<b>8,93,94,178</b>	<b>06</b>	<b>6,85,99,629</b>	<b>54</b>			<b>6,85,99,629</b>	<b>54</b>
<i>Loans raised from the Public.*</i>										
1	Rs. 50 lakhs Rupee Goupon Debenture Loan 1899		50,00,000	00	...				...	
2	Rs. 30 lakhs Loan 1901	4 per cent.	30,00,000	00	16,500	00			15,500	00
3	Rs. 30 lakhs Loan 1902	4 Do.	30,00,000	00	18,000	00			12,500	00
4	Rs. 60 lakhs Loan 1903	4 Do.	60,00,000	00	24,000	00			12,500	00
5	Rs. 50 lakhs Loan 1904	4 Do.	50,00,000	00	81,000	00			81,000	00
6	Rs. 30 lakhs Loan 1905	4 Do.	30,00,000	00	30,00,000	00			37,000	00
7	Rs. 20 lakhs Loan 1906	4 Do.	20,00,000	00	20,00,000	00			20,00,000	00
8	Rs. 15 lakhs Loan 1907	4 Do.	15,00,000	00	15,00,000	00			15,00,000	00
9	Rs. 30 lakhs Loan 1908	4 Do.	30,00,000	00	30,00,000	00			30,00,000	00
10	Rs. Sterling Coupon Debenture Loan 1909 (Rs. 5,66,600)	4 Do.	84,99,000	00	84,99,000	00			84,99,000	00
11	Rs. Sterling Coupon Debenture Loan 1910 (Rs. 3,33,000)	4 Do.	49,95,000	00	49,95,000	00			49,95,000	00
12	Rs. 25 lakhs Loan 1912	4 Do.	25,00,000	00	25,00,000	00			25,00,000	00
13	Rs. 18 lakhs Loan 1913	4 Do.	18,00,000	00	18,00,000	00			18,00,000	00
14	Rs. 50 lakhs Loan 1914	4 Do.	50,00,000	00	50,00,000	00			50,00,000	00
15	Rs. 25 lakhs Loan 1916	4 Do.	25,00,000	00	25,00,000	00			25,00,000	00
16	Rs. 40 lakhs Loan 1919	5 Do.	40,00,000	00	...				...	
17	Rs. 70 lakhs Loan 1920	6 Do.	70,00,000	00	† 66,00,000	00			66,00,000	00
18	Rs. 25 lakhs Loan 1927	4 Do.	25,00,000	00	25,00,000	00			25,00,000	00
19	Rs. 19.28 lakhs Loan out of Rs. 19.39 lakhs Loan (1956-57)	4 Do.	19,28,000	00	19,28,000	00			19,28,000	00
20	Rs. 27,38,500 Loan 1957-58	4½ Do.	27,38,500	00	27,38,500	00			27,38,500	00
21	Rs. 50 lakhs Loan 1959-60	4 Do.	50,00,000	00	50,00,000	00			50,00,000	00
22	Rs. 70 lakhs Loan 1960-61 out of Rs. 1 Crore Loan 1960-61	4½ Do.	70,00,000	00	70,00,000	00			70,00,000	00
23	Rs. 50 lakhs loan 1961-62	4½ Do.	50,00,000	00	50,00,000	00			50,00,000	00
24	Rs. 100 lakhs loan 1962-63	4½ Do.	1,00,00,000	00	1,00,00,000	00			1,00,00,000	00
25	Rs. 50 lakhs loan 1963-64	4½ Do.	50,00,000	00	50,00,000	00			50,00,000	00
26	Rs. 100 lakhs loan 1965-66	6 Do.	1,00,00,000	00	1,00,00,000	00			1,00,00,000	00
27	Rs. 50 lakhs Loan 1966-67	6 Do.	...		...		50,00,000	00	50,00,000	00
	<b>Total Loans raised from the Public</b>		<b>11,69,60,500</b>	<b>00</b>	<b>8,77,19,000</b>	<b>00</b>	<b>50,00,000</b>	<b>00</b>	<b>9,27,19,000</b>	<b>00</b>
	<b>Grand Total</b>		<b>20,83,54,878</b>	<b>06</b>	<b>15,63,18,629</b>	<b>54</b>	<b>50,00,000</b>	<b>00</b>	<b>18,13,18,629</b>	<b>54</b>

\* Loans at serial Nos. 1 to 18 are guaranteed by Government under Section 163 of the Govt. of India Act 1935. (Section 110 F of the B.M.C. Act.)

† Debentures for Rs. 4 lacs held by the Public were repaid on 1st April 1955 under the option reserved in the Debentures

No. 29.

## SCHEMES.

Municipality, the interest outstanding on 1st April 1966, on the different Loans, the amount Balances outstanding on 31st March 1967.

Amount repaid in 1966-67.		Balance due on 31st March 1967.		Interest outstanding on 1st April 1966.		Interest payable in 1966-67.		Total interest due.		Deduct-interest paid during the year.		Outstanding balance on 31st March 1967.	
8		9		10		11		12		13		14	
Rs.	Ps.	Rs.	Ps.	Rs.	Ps.	Rs.	Ps.	Rs.	Ps.	Rs.	Ps.	Rs.	Ps.
10,92,836	76	1,99,06,792	78			6,99,866	85	6,99,866	85	6,99,866	85	...	...
...	...	45,00,000	00			2,02,500	00	2,02,500	00	2,02,500	00	...	...
...	...	1,72,00,000	00			7,74,000	00	7,74,000	00	7,74,000	00	...	...
...	...	89,00,000	00			4,00,500	00	4,00,500	00	4,00,500	00	...	...
...	...	1,00,00,000	00			4,50,000	00	4,50,000	00	4,50,000	00	...	...
...	...	70,00,000	00			3,15,000	00	3,15,000	00	3,15,000	00	...	...
10,92,836	76	6,75,06,792	78			28,41,866	85	28,41,866	85	28,41,866	85	...	...
...	...			3,938	96	...	...	3,938	96	...	...	3,938	96
...	...	† 15,500	00	958	75	...	...	958	75	...	...	958	75
...	...	† 12,500	00	2,701	37	...	...	2,701	37	...	...	2,701	37
...	...	† 12,500	00	7,886	77	...	...	7,886	77	...	...	7,886	77
23,000	00	† 58,000	00	19,421	92	...	...	19,421	92	939	66	18,482	26
15,000	00	22,000	00	3,621	25	...	...	3,621	25	1,046	45	2,574	80
49,51,500	00	48,500	00	6,861	04	60,263	00	67,124	04	62,295	58	4,828	46
...	...	15,00,000	00	8,960	00	60,000	00	68,960	00	57,278	54	11,681	46
...	...	30,00,000	00	19,711	56	1,20,000	00	1,39,711	56	1,16,260	33	23,451	23
...	...	84,99,000	00	100	00	3,06,442	00	3,06,542	00	3,01,042	00	5,360	00
...	...	49,95,000	00	120	00	1,80,102	00	1,80,222	00	1,77,422	00	* 140	00
...	...	25,00,000	00	2,733	54	1,00,000	00	1,02,733	54	99,458	60	* 2,720	00
...	...	18,00,000	00	26,863	69	72,000	00	98,863	69	87,832	58	* 80	00
...	...	50,00,000	00	13,476	13	2,00,000	00	2,13,476	13	1,97,010	95	3,274	94
...	...	25,00,000	00	...	...	1,00,000	00	1,00,000	00	1,00,000	00	11,031	11
...	...	...	...	9	35	...	...	9	35	...	...	16,465	18
...	...	66,00,000	00	...	...	3,96,000	00	3,96,000	00	3,96,000	00	...	...
...	...	25,00,000	00	9,910	00	1,00,000	00	1,09,910	00	98,409	00	9	35
...	...	19,28,000	00	...	...	77,120	00	77,120	00	77,120	00	...	...
...	...	27,38,500	00	...	...	1,16,387	00	1,16,387	00	1,16,386	24	...	...
...	...	50,00,000	00	...	...	2,00,000	00	2,00,000	00	2,00,000	00	* 0	76
...	...	70,00,000	00	...	...	2,97,500	00	2,97,500	00	2,97,500	00	...	...
...	...	50,00,000	00	...	...	2,12,500	00	2,12,500	00	2,12,500	00	...	...
...	...	1,00,00,000	00	...	...	4,50,000	00	4,50,000	00	4,50,000	00	...	...
...	...	50,00,000	00	...	...	2,37,500	00	2,37,500	00	2,37,500	00	...	...
...	...	1,00,00,000	00	...	...	6,00,000	00	6,00,000	00	6,00,000	00	...	...
...	...	50,00,000	00	...	...	2,68,301	00	2,68,301	00	...	...	* 2,68,301	00
19,89,500	00	9,07,29,500	00	1,27,274	33	41,54,115	00	42,61,389	33	38,86,001	93	1,26,865	64
30,87,338	76	15,82,38,292	78	† 1,27,274	33	69,95,981	85	71,23,258	18	67,27,898	78	†† 1,26,685	64
												* 2,68,521	76

Amount of loan outstanding on 1st April 1963.

Amount of debentures held by Govt. on 1st April 1963.

Amount of debentures re-purchased during 1963-64.

Amount of debentures held by Govt. on 31st March 1964.

Amount of debentures held by the Corporation on 31st March 1964.

\* To be treated as savings.

† This is the total figure of Renewed Grants under Stt 'A', 'A-1' &amp; 'B'.

†† This is the total figure of Outstanding balance required for renewal under Stt. 'A', 'A-1' &amp; Stt 'B' for the next year. (1967-68).

‡ Debentures in respect of these Loans have remained unpaid owing to their not having been surrendered for repayment up to 31st March 1967. The Debentures do not carry interest from and after the due date of repayment and will be paid when surrendered for repayment by the holders, out of the Sinking Fund Investments.

\*\* Short provision of Rs. 40 Rs. 25,000 in the interest grant of the Loan at Sr. No. 7 and 26 respectively has been met from the balance available under the provision made for the loan at Sr. No. 27.

	Rs.	Rs.	Rs.	Rs.	Rs.
(a)	45,00,000				45,00,000
(b)	1,72,00,000				1,72,00,000
(c)	89,00,000				89,00,000
(d)	100,00,000				1,00,00,000
(e)	70,00,000				70,00,000
Total:	4,76,00,000	...	...	...	4,76,00,000

APPENDIX  
SLUM CLEARANCE

(A—CITY AND

*Statement showing outstanding Loans of the Slum clearance Scheme (A-City & amount payable for the year 1966-67, the amounts paid during*

Serial No.	Particulars of Loans	Date of Issue	Rate of interest per Annum	Balance due on 1st April 1966	Amount raised in 1966-67
(1)	(2)	(3)	(4)	(5)	(6)
	<b>A.—City</b>			Rs.	Rs.
	<b>LOANS RAISED FROM GOVT. PROGRAMME NO. 1</b>				
1	Rs. 9,50,997 Loan (1957-58) ... ..	*28-3-1958	4½%	9,50,997	...
2	Rs. 6,12,000 Loan (1958-59) ... ..	29-3-1959	Do.	6,12,000	...
3	Rs. 2,73,003 Loan (1959-60) ... ..	4-8-1959	Do.	2,73,003	...
4	Rs. 1,85,000 Loan (1960-61) ... ..	28-3-1961	Do.	1,85,000	...
5	Rs. 5,04,000 Loan (1961-62) ... ..	28-3-1962	Do.	5,04,000	...
6	Rs. 2,64,529 Loan (1962-63) ... ..	*13-3-1963	5½%	2,64,529	...
7	Rs. 2,50,971 Loan (1963-64) ... ..	27-3-1964	Do.	2,50,971	...
8	Rs. 47,250 Loan (1964-65) ... ..	*27-1-1965	Do.	47,250	...
9	Rs. 2,20,355 Loan (1964-65) ... ..	13-3-1965	Do.	2,20,355	...
10	Rs. 50,504 Loan (1965-66) ... ..	31-8-1965	5½%	50,504	...
11	Rs. 73 Loan (1965-66) ... ..	16-2-1966	Do.	73	...
	Total 1st Programme			33,58,682	...
	<b>LOANS RAISED FROM GOVT. PROGRAMME NO. 2</b>				
12	Rs. 3,07,000 Loan (1959-60) ** ... ..			§ 3,07,000	...
13	Rs. 94,500 Loan (1961-62) ... ..	*28-3-1962	4½%	94,500	...
	Total 2nd Programme			4,01,500	...
	<b>LOANS RAISED FROM GOVT. PROGRAMME NO. 3</b>				
14	Rs. 9,00,000 Loan (1960-61) ... ..	28-3-1961	4½%	8,85,248	...
15	Rs. 62,037 Loan (1962-63) ... ..	13-3-1963	5½%	60,999	...
16	Rs. 9,963 Loan (1963-64) ... ..	27-3-1964	Do.	9,963	...
	Total 3rd programme			9,56,210	...
	<b>LOANS RAISED FROM GOVT. PROGRAMME NO. 4</b>				
17	Rs. 3,69,600 Loan (1963-64) ... ..	27-3-1964	5½%	3,69,600	...
18	Rs. 1,84,800 Loan (1964-65) ... ..	27-1-1965	Do.	1,84,800	...
	Total 4th programme			5,54,400	...
	<b>LOANS RAISED FROM GOVT. PROGRAMME NO. 6</b>				
1	Rs. 1,53,900 Loan (1966-67) ... ..	30-3-1967	5½%		1,53,900
1	<b>LOANS RAISED FROM GOVT. PROGRAMME NO. 6</b>				
1	Rs. 1,62,343 Loan (1966-67) ... ..	30-3-1967	5½%		1,62,343
1	<b>LOANS RAISED FROM GOVT PROGRAMME NO. 9</b>				
1	Rs. 6,10,818 Loan (1966-67) ... ..	30-3-1967	5½%		6,10,818
	Total Loan from Government			52,70,752	9,27,061
	<b>LOANS FROM PUBLIC</b>				
	Rs. 10 Lakhs Loan 1956-57 ... ..	29-3-1957	4%	10,00,000	...
	Rs. 20 Lakhs Loan 1957-58 ... ..	15-3-1958	4½%	20,00,000	...
	Rs. 10 Lakhs Loan 1958-59 ... ..	30-3-1959	4%	10,00,000	...
	Rs. 25 Lakhs Loan 1959-60 ... ..	15-2-1960	4%	25,00,000	...
	Rs. 50 Lakhs Loan 1961-62 ... ..	1-2-1962	4½%	50,00,000	...
	Rs. 30 Lakhs Loan 1964-65 ... ..	25-3-1965	4½%	30,00,000	...
	Rs. 50 Lakhs Loan 1966-67 ... ..	31-3-1967	6%	...	50,00,000
	Total Loans from Public			1,45,00,000	50,00,000
	<b>Grand Total</b>			1,97,70,972	59,27,061

§ The short provision of Rs. 2.00 of interest at Sr. 16 has been met out of interest accrued on the Loan of Rs. 50,504 of 1965-66 at sr. 10  
 \*\* Required for renewals.

## No. 29A

## SCHEME (ACCOUNT)

## B—SUBURBS )

B-Suburbs) Budget B, the interest outstanding on 1st April 1966, on the different loans, the the year and the balances outstanding on 31st March 1967.

Total	Amount repaid in 1966-67	Balance due on 31st March 1967	Interest out standing on 1st April 1965	Interest payable in 1965-66	Total interest due	Deduct interest paid during the year	Outstanding balance on 31st March 1966
(7)	(8)	(9)	(10)	(11)	(12)	(13)	(14)
Rs.	Rs.	Rs.	Rs.	Rs.	Rs.	Rs.	Rs.
9,50,997	...	9,50,997	...	42,795	42,795	42,794.86	-0.14*
6,12,000	...	6,12,000	...	27,540	27,540	27,540.00	...
2,73,003	...	2,73,003	...	12,286	12,286	12,285.13	-0.87*
1,85,000	...	1,85,000	...	8,325	8,325	8,324.50	0.50*
5,04,000	...	5,04,000	...	22,680	22,680	22,680.00	...
2,64,529	...	2,64,529	...	13,888	13,888	13,887.87	-0.13*
2,50,971	...	2,50,971	...	13,176	13,176	13,175.98	0.02*
47,250	...	47,250	...	2,481	2,481	2,481.00	...
2,20,355	...	2,20,355	11,576	11,569	23,145	23,137.28	7.72*
50,504	...	50,504	...	2,904	2,904	2,903.98	0.02*
73	...	73	...	...	...	4.20	0.80*
33,58,682	...	33,58,682	11,576	1,57,649.00	1,69,225.00	1,69,214.80	**10.20
3,07,000	3,07,000	94,500	...	4,253.00	4,253.00	4,253.00	...
94,500	...	...	...	...	...	...	...
4,01,500	3,07,000	94,500	...	4,253.00	4,253.00	4,253.00	...
8,85,248	15,415.84	8,69,832.16	...	39,386.75	39,386.75	39,836.16	0.59*
60,999	1,092.50	69,869.50	...	3,726.48	3,726.48	3,725.50	-0.98*
9,963	...	...	...	...	...	...	...
9,56,210	16,508.34	9,39,701.66	...	43,563.23	43,563.23	43,561.66	-1.57*
3,69,600	...	3,69,600	...	19,404.00	19,404.00	19,404.00	...
1,84,800	...	1,84,800	...	9,702.00	9,702.00	9,701.62	* 0.38
5,54,400	...	5,54,400	...	29,106.00	29,106.00	29,105.62	* 0.38
1,53,900	...	1,53,900	...	...	...	...	...
1,62,343	...	1,62,343	...	1,35,032.77	1,35,032.77	...	* 1,35,032.77
6,10,818	...	6,10,818	...	...	...	...	...
61,97,853	3,23,508.34	58,74,344.66	11,576	3,69,604.00	3,66,604.00	2,46,135.08	... *1,35,044.92
10,00,000	...	10,00,000	...	40,000.00	40,000.00	40,000.00	...
20,00,000	...	20,00,000	...	85,000.00	85,000.00	85,000.00	...
10,00,000	...	10,00,000	...	40,000.00	40,000.00	40,000.00	...
25,00,000	...	25,00,000	...	1,00,000.00	1,00,000.00	1,00,000.00	...
50,00,000	...	50,00,000	...	2,12,500.00	2,12,500.00	2,12,500.00	...
30,00,000	...	30,00,000	...	1,42,500.00	1,42,500.00	1,42,500.00	...
50,00,000	...	50,00,000	...	90,000.00	90,000.00	...	90,000.00*
1,95,00,000	...	1,95,00,000	...	7,10,000.00	7,10,000.00	6,20,000.00	*90,000.00
2,56,97,853	3,23,508.34	2,53,74,344.66	11,576	10,79,604.00	10,91,180.00	8,66,135.08	**2,25,044.92

\* To be treated as savings.



**APPENDIX**  
**SLUM CLEARANCE**  
**(A—CITY AND**

*Statement showing outstanding Loans of the Slum clearance Scheme (A-City & amount payable for the year 1966-67, the amounts paid during*

Serial No.	Particulars of Loans	Date of Issue	Rate of interest per Annum	Balance due on 1st April 1966	Amount raised in 1966-67
(1)	(2)	(3)	(4)	(5)	(6)
	<b>B.—Suburbs and Extended Suburbs.</b>			Rs.	Rs.
	<b>LOANS RAISED FROM GOVT. PROGRAMME NO. 2</b>				
1	Rs. 3,07,000 Loan (1959-60)	4-8-1959	4½%	...	3,07,000
2	Rs. 5,84,000 Loan (1960-61)	28-3-1961	4½%	5,84,000	...
3	Rs. 3,54,375 Loan (1962-63)	13-3-1963	5½%	3,54,375	...
4	Rs. 1,67,625 Loan (1963-64)	27-3-1964	Do.	1,67,625	...
5	Rs. 2,43,364 Loan (1964-65)	13-3-1965	Do.	2,43,364	...
6	Rs. 11,596 Loan (1966-67)	1-12-1966	5½%	...	11,599
	<b>Total 2nd Programme</b>			13,49,364	3,18,599
	<b>LOANS RAISED FROM GOVT. PROGRAMME NO. 3</b>				
7	Rs. 1,62,000 Loan (1960-61)	28-3-1961	4½%	1,59,345	...
8	Rs. 9,72,000 Loan (1962-62)	28-3-1962	Do.	9,56,067	...
9	Rs. 1,00,182 Loan (1962-63)	13-3-1963	5½%	98,738	...
10	Rs. 7,818 Loan (1963-64)	27-3-1964	Do.	7,705	...
	<b>Total 3rd Programme</b>			12,21,855	...
	<b>LOANS RAISED FROM GOVT. PROGRAMME NO. 4</b>				
11	Rs. 4,65,300 Loan (1963-64)	27-3-1964	5½%	4,65,300	...
12	Rs. 1,08,900 Loan (1964-65)	27-1-1965	Do.	1,08,900	...
13	Rs. 4,75,911 Loan (1964-65)	13-3-1965	Do.	4,75,911	...
14	Rs. 1,31,267 Loan (1965-66)	31-8-1965	5½%	1,31,267	...
15	Rs. 1,57,357 Loan (1965-66)	16-2-1966	5½%	1,53,917	...
16	Rs. 1,07,739 Loan (1965-66)	12-3-1966	5½%	1,07,739	...
17	Rs. 1,06,343 Loan (1966-67)	1-12-1966	5½%	...	1,06,343
18	Rs. 1,28,866 Loan (1966-67)	30-3-1967	5½%	...	1,28,866
	<b>Total 4th Programme</b>			14,43,034	2,35,209
	<b>Total Loans from Govt.</b>			40,14,253	5,53,808
	<b>LOAN FROM PUBLIC</b>				
19	Rs. 50 Lakhs Loan 1962-63	25-3-1963	4½%	50,00,000	...
20	Rs. 50 Lakhs Loan 1966-67	31-3-1967	6%	...	50,00,000
	<b>Total Loan from Public</b>			50,00,000	50,00,000
	<b>Grand Total</b>			90,14,253	55,53,808

\* The short Provision of Rs. 1.00 of the interest at Sr. 9 has been met out of Interest accrued in the loan of Rs. 3,54,375 for the year 1962-63 at sr. No. 2.

‡ Required for renewals.

\*\* In addition to this Rs. 11,52 have been paid out of Advances sundries (9) Misc. Advance

No. 29A—concl'd.  
SCHEME (ACCOUNT)  
B—SUBURBS)

*B-Suburbs) Budget B, the interest outstanding on 1st April 1966, on the difference loans, the the year and the balances outstanding on 31st March 1967.*

Total.	Amount repaid in 1966-67	Balance due on 31st March 1967	Interest out standing on 1st April 1966	Interest payable in 1966-67	Total interest due	Deduct interest paid during the year	Outstandin balance on 31st March 1967
(7)	(8)	(9)	(10)	(11)	(12)	(13)	(14)
Rs.	Rs.	Rs.	Rs.	Rs.	Rs.	Rs.	Rs.
3,07,000	...	3,07,000	1,160.00	13,815.00	14,975.00	13,815.00	* 1,160.00
5,84,000	...	5,84,000	...	26,280.00	26,280.00	26,280.00	...
3,54,375	...	3,54,375	...	18,605.00	18,605.00	18,604.69	0.31*
1,67,625	...	1,67,625	...	8,801.00	8,801.00	8,800.08	0.92*
2,43,364 11,599	...	2,43,364 11,599	12,776.61 ...	12,777.00 ...	25,553.61 ...	25,553.22 ...	0.39* ...
16,67,963	...	16,67,963	13,936.61	80,278.00	94,214.61	93,052.99	1,160.00 * 1.62
1,59,345	2,774.92	1,56,570.08	...	7,171.08	7,171.08	7,170.34	0.74*
9,56,067	16,649.54	9,39,417.46	...	43,023.45	43,023.45	43,023.20	0.25*
98,738 7,705	1,638.74	1,04,804.26	...	5,589.23	5,589.23	5,588.26	0.97*
12,21,855	21,063.20	12,00,798.80	...	55,783.76	55,783.76	55,781.80	1.96*
4,65,300	...	4,65,300	...	24,429.00	24,429.00	24,428.48	0.52*
1,08,900	...	1,08,900	...	5,718.00	5,718.00	5,717.25	0.75*
4,75,911	...	4,75,911	24,985.33	24,986.00	49,971.33	49,970.66	0.67*
1,31,267	...	1,31,267	...	7,548.00	7,548.00	7,547.85	0.15*
1,53,917	...	1,53,917	...	8,851.00	8,851.00	8,850.23	0.77*
1,07,739 1,06,343 1,28,866	...	1,07,739 1,06,343 1,28,866	...	57,232.00 ... 12,370.24	57,232.00 ... 12,370.24	6,194.99 ... ...	51,037.01* 12,370.24*
16,78,243	...	16,78,243	24,985.33	1,41,134.24	1,66,119.57	1,02,709.46	* 63,410.11*
45,68,061	21,063.20	45,46,997.80	38,921.94	2,77,196.00	3,16,117.94	2,51,544.25	‡ 1,160.00 * 63,413.69
50,00,000 50,00,000	...	50,00,000 50,00,000	...	2,25,000.00 ...	2,25,000.00 ...	2,25,000.00 ...	... ...
1,00,00,000	...	1,00,00,000	...	2,25,000.00	22,500,000	2,25,000.00	...
1,45,68,061	21,063.20	1,45,46,997.80	38,921.94	5,02,196.00	5,41,117.94	4,76,544.25	‡ 1,160.00 * 63,413.69

\* To be treated as saving.

**APPENDIX No. 31  
EDUCATION FUND**

*Revenue Account for the year ended 31st March 1967.*

Particulars	Total		Particulars	Total	
	Rs.	pP.		Rs.	P.
To Revenue Expenditure	6,02,76,411	53	By Revenue Receipts	6,36,31,594	54
To Balance being Surplus for the	33,55,183	01			
Total	6,36,31,594	54	Total	6,36,31,594	54
To Revenue Expenditure to be incurred in 1967-68 and provided for as Renewed Grants	62,41,334	00	By Surplus Revenue Fund as at 1st April 1966	46,88,577	36
To Balance being Surplus Revenue Fund as at 31st March 1967	53,39,131	37	.. Revenue of previous years reserved for the year 1966-67...	35,36,705	00
			.. Surplus for the year	33,55,183	01
Total	1,15,80,465	37	Total	1,15,80,465	37

## APPENDIX No. 34

## EDUCATION FUND

Revenue Account Balance Sheet as at 31st March 1967.

Liabilities.	Rs.	P.	Assets	Rs.	P.
			Cash at Bank	67,27,824	26
			Cash in Office	86,043	20
<b>Debts.</b>			Education Loan Interest Warrant Payable Account.	5,154	50
				68,19,021	96
			<b>Advances—Recoverable</b>		
Due on cheques payable	5,41,566	21	Municipal Officers Sundries—Miscellaneous advances.	4,29,294	30
				5,02,132	68
			Plant and Machinery	45,613	88
Due on outstanding charges for 1966-67 and previous years	62,41,334	00	Add—Expenditure during the year	...	...
				45,613	88
			Less—Depreciation	11,410	00
				34,203	88
Due on outstanding charges on account of Interest accrued but not paid	9,10,884	66	Deposits in Public Securities with State Bank of India	42,100	00
			In Office	3,200	00
				45,300	00
Deposits in Cash and Public Securities from Contractors and private parties	22,38,819	08	Municipal Contribution Receivable :—		
			From Budget 'A' Div. I	16,63,560	66
			From Budget 'A' Div. II	95,684	30
			From Budget 'A' Div. III	67,231	26
				18,26,476	22
Endowment Fund	4,15,203	16	<b>Investments—Endowment Fund</b>		
			With State Bank of India & in Office		
			In securities	4,14,309	77
			In cash	893	39
				4,15,203	16
Surplus Revenue Fund	53,39,131	37	<b>Surplus Fund—</b>		
			In securities *	44,37,259	76
			In Fixed Deposit		
			In Call. Deposit	11,00,000	00
			In Current Account Deposit	78,046	52
				56,15,306	28
<b>Total</b>	<b>1,56,86,938</b>	<b>48</b>	<b>Total</b>	<b>1,56,86,938</b>	<b>48</b>

\* Details of Securities held in Surplus Fund—

	Face value	Cost
	Rs.	Rs. P.
6% Bombay Municipal Debenture 1966	44,36,500	44,36,500 00
3½% Bombay Municipal Debentures 1947	500	437 50
3% Conversion Loan 1946	400	322 26
	<u>44,37,400</u>	<u>44,37,259 76</u>

**APPENDIX No. 35**  
**EDUCATION FUND**

*Capital Fund Balance Sheet as at 31st March 1967.*

Liabilities	Rs. P.		Assets	Rs. P.	
<b>Loans Outstanding—</b>			<b>Block Account—</b>		
<b>Due to Public—</b>	7,28,53,500	00	<b>Loan Funds—</b>		
			Property and Assets at original cost	6,22,19,923	17
<b>Trust Fund—</b>					
			<b>Trust Fund—</b>		
			Expenditure upto 31-3-1967 ...	2,08,255	42
			<b>Advance for purchase of Furniture for New School Buildings.</b>		
			Balance on 1-4-66 ...	36,82,798	58
			<b>Add—Expenditure during the year</b>	61,424	48
				37,44,223	06
			<b>Less—Amount repaid.</b>	4,59,096	00
				32,85,127	06
			<b>Investment—</b>		
			<b>Sinking Fund—</b>	*2,18,23,706	26
			<b>Loan Fund—</b>		
<b>Surplus—</b>			In Fixed Deposit ...	89,00,000	00
Sinking Fund ...	2,18,23,706	26	In Call Deposit ...	14,00,000	00
Loan Redemption Fund ...	19,96,500	00	In Cash ...	44,949	77
Contribution from Trust Fund ...	2,08,255	42		1,03,44,949	77
Contribution from Government ...	10,00,000	00			
<b>Grand Total ...</b>	<b>9,78,81,961</b>	<b>68</b>	<b>Grand Total...</b>	<b>9,78,81,961</b>	<b>68</b>

*Statement showing Capital Expenditure upto 31st March 1967:—*

**Education Fund.**

Loan Funds.	Total Capital Expenditure upto 31st March 1966.	Expenditure during 1966-67 out of Loan Funds.	Capital Expenditure upto 31st March, 1967.
	Rs.	Rs.	Rs.
City Section ...	3,72,03,460	19,83,793	3,91,87,253
Suburban Section ...	1,45,23,896	8,64,495	1,53,88,391
Extended Suburban Section ...	67,87,090	6,12,694	73,99,784
Discount and other charges ...	2,44,495	...	2,44,495
	5,87,58,941	34,60,982	6,22,19,923
Trust Fund ...	2,08,255	...	2,08,255
<b>Grand Total ...</b>	<b>5,89,67,196</b>	<b>34,60,982</b>	<b>6,24,28,178</b>

\* Face and Market values of Securities held in the Sinking Fund, was Rs. 2,18,85,800 and Rs. 2,12,86,163.20 respectively, Municipal Debentures being valued at par.

**APPENDIX No. 37**

**EDUCATION FUND**

*Statement showing outstanding loans due by the Municipality, the interest outstanding on 1st April 1966 on the different Loans, the amount payable for the year 1966-67, the amount paid by the State Bank of India, and in Office during that year and the balances outstanding on 31st March 1967.*

Particulars of Loans.	Rate of Interest.	Balance due on 1-4-66	Amount raised in 1965-67.	Total.	Amount repaid in 1966-67.	Balance due on 31st March 1967.	Interest outstanding on 1-4-1966.		Interest payable in 1966-67.		Deduct Interest paid by the State Bank of India and in Office.		Outstanding balance on 31st March 1967.	
							Rs.	P.	Rs.	P.	Rs.	P.	Rs.	P.
(1)	(2)	(3)	(4)	(5)	(6)	(7)	(8)	(9)	(10)	(11)	(12)			
<b>Loans raised from the Public</b>														
(1) The 5 Lakhs Education Loan of 1952-53	4 per cent.	Rs. 5,00,000	...	Rs. 5,00,000	...	Rs. 5,00,000	...	...	20,000.00	20,000.00	20,000.00	...	...	
(2) The 15 Lakhs Education Loan of 1954-55	4 per cent.	6,500	...	6,500	3,000	3,500	2,004.00	...	2,004.00	1,080.00	924.00	...	...	
(3) The 20 lakhs Education Loan of 1955-56	4 per cent.	20,00,000	...	20,00,000	...	20,00,000	14,662.00	80,000.00	94,662.00	69,217.00	25,445.00	...	...	
(4) The 35 lakhs Education Loan of 1957-58	4½ per cent.	35,00,000	...	35,00,000	...	35,00,000	...	1,48,750.00	1,48,750.00	1,48,750.00	...	...	...	
(5) The 30 Lakhs Education Loan of 1958-59	4½ per cent.	30,00,000	...	30,00,000	...	30,00,000	680.01	1,27,500.00	1,28,180.01	1,21,241.86	6,938.15	...	...	
(6) The 50 Lakhs Education Loan of 1959-60	4 per cent.	50,00,000	...	50,00,000	...	50,00,000	...	2,00,000.00	2,00,000.00	2,00,000.00	...	...	...	
(7) The Rs. 38.5 Lakhs Education Loan of 1960-61	4½ per cent.	38,50,000	...	38,50,000	...	38,50,000	...	1,63,625.00	1,63,625.00	1,63,093.75	531.25	...	...	
(8) The Rs. 10 Lakhs Education Loan of 1960-61	4½ per cent.	10,00,000	...	10,00,000	...	10,00,000	...	42,500.00	42,500.00	42,500.00	...	...	...	
(9) The Rs. 55 Lakhs Education Loan of 1961-62	4½ per cent.	55,00,000	...	55,00,000	...	55,00,000	...	2,33,750.00	2,33,750.00	2,33,750.00	...	...	...	
(10) The Rs. 10 Lakhs Education Loan of 1961-62	4½ per cent.	10,00,000	...	10,00,000	...	10,00,000	...	42,500.00	42,500.00	42,500.00	...	...	...	
(11) The Rs. 75 Lakhs Education Loan of 1962-63	4½ per cent.	75,00,000	...	75,00,000	...	75,00,000	2,826.22	3,56,250.00	3,59,076.22	3,55,205.00	3,871.22	...	...	
(12) The Rs. 25 Lakhs Education Loan of 1962-63	4½ per cent.	25,00,000	...	25,00,000	...	25,00,000	...	1,12,500.00	1,12,500.00	1,12,500.00	...	...	...	
(13) The 137.5 Lakhs Education Loan 1963-64	4½ per cent.	1,37,50,000	...	1,37,50,000	...	1,37,50,000	403.77	6,53,125.00	6,53,528.77	6,52,250.73	1,278.04	...	...	
(14) The 12.5 Lakhs Education loan 1963-64	4½ per cent.	12,50,000	...	12,50,000	...	12,50,000	...	59,375.00	59,375.00	59,375.00	...	...	...	
(15) The 125 Lakhs Education Loan 1964-65	5 per cent.	1,25,00,000	...	1,25,00,000	...	1,25,00,000	...	6,25,000.00	6,25,000.00	6,25,000.00	...	...	...	
(16) The Rs. 50 Lakhs Education Loan 1965-66	5½ per cent.	50,00,000	...	50,00,000	...	50,00,000	...	2,87,500.00	2,87,500.00	2,87,500.00	...	...	...	
(17) The Rs. 25 Lakhs Education Loan 1966-67	6 per cent.	...	25,00,000	25,00,000	...	25,00,000	...	...	...	...	...	...	...	
(18) The Rs. 25 Lakhs Education Loan 1966-67	5½ per cent.	...	25,00,000	25,00,000	...	25,00,000	...	...	...	...	...	...	...	
<b>Loan from Public</b>		<b>6,78,56,500</b>	<b>50,00,000</b>	<b>7,28,56,500</b>	<b>3,000</b>	<b>7,28,53,500</b>	<b>20,576.00</b>	<b>31,52,375.00</b>	<b>31,72,951.00</b>	<b>31,33,963.343</b>	<b>38,987.66</b>			

## APPENDIX No. 40

## EDUCATION FUND

Statement showing the amounts of Receipts and Expenditure respectively credited and debited to the Education Fund during the year 1966-67 and the balance at the credit of the Fund at the close of the year 1966-67 (i.e., 31st March 1967).

	Rs.	P.
<b>RECEIPTS—A.—REVENUE ACCOUNT</b>		
(1) Fees and Fines from Municipal Schools	...	...
(1A) Education Cess	1,03,36,802	22
(2) Contribution towards Primary Education from Municipal Corporation under Section 126C(c) of the Bombay Municipal Corporation Act—		
(i) From Budget 'A' Div I	1,49,54,350	00
(ii) From Budget 'A' Div II	45,66,420	00
(iii) From Budget 'A' Div III	15,36,010	00
(2A) Special Contribution from—		
(i) From Budget 'A' Division I	2,50,00,000	00
(ii) Budget 'A' Div II	...	...
(iii) Budget 'A' Div III	...	...
(3) Contribution from Government under Clause 2(e) of Schedule BBA of the Bombay Municipal Corporation Act	62,99,960	00
(4) Interest on Endowment and Investments	7,482	92
(5) Rent and other proceeds of properties	1,34,187	35
(6) Interest and Profits on Investments of Surplus, Loan and other balances	6,48,062	98
(7) Miscellaneous Receipts	1,48,319	07
Total—Revenue Receipts	6,36,31,594	54
<b>RECEIPTS—B.—CAPITAL ACCOUNT</b>		
(1) New Loan	50,00,000	00
(2) Recoupment of Advance for purchase of furniture	4,59,096	00
(3) Trust Fund	...	...
Total—Capital Receipts	54,59,096	00
<b>RECEIPTS—C.—SUSPENSE ACCOUNT</b>		
Advances—Municipal Officers—		
(a) Standing Advances for Contingent Expenditure	3,336	30
(b) Motor Cars and Motor Cycles to Officers	6,100	00
(c) Dishonoured Cheques	31,412	62
(d) Loan scholarships to Municipal Teachers Under Training	40,315	25
Advance for purchase of Plant and Machinery	11,410	00
Sundries—Miscellaneous Advances	8,15,393	39
State Bank of India and other Local Banks Paper and Cash Account—including Paper Deposits in Office Custody—		
Sinking Fund (Paper and Cash) Account	...	...
Endowment Fund (Paper and Cash) Account	1,622	24
Loan Fund (Paper and Cash) Account	80,000	00
Surplus Fund (Paper and Cash) Account	75,89,322	24
Sundry Deposits (Paper and Cash) Account	2,50,09,400	00
Deposit Account	25,79,211	02
Provident Fund Recoveries	62,43,028	96
Provident Fund Investments	22,34,000	00
Cash Bills Outstanding	...	...
Cheques Payable	6,76,47,908	10
Wages Deposit Account	...	...
Municipal Contribution Receivable	73,904	03
Municipal Contribution Payable (Refundable)	...	...
Endowment Fund Account	6,525	00
Sinking Fund Account—Education	55,48,056	08
Education Loan Interest Warrant Payable Account	18,15,665	04
Interest Receivable Account	...	...
Interest accrued but not paid	2,34,375	00
Investment of Surplus Monies in Public Securities	...	...
Advances from Surplus Monies for financing Capital Expenditure pending raising of Loan	...	...
Loan Redemption Account	3,000	00
Total—Suspense Receipts	11,99,73,985	27

## APPENDIX No. 40—(Contd.)

	Rs.	P.
<b>EXPENDITURE—A.—REVENUE ACCOUNT</b>		
A.—General Supervision and Administration ...	11,30,755	13
B.—Municipal Primary Schools ...	4,50,33,275	23
C.—Private Primary Schools ...	7,66,517	40
D.—Medical Inspection of School Children ...	5,96,706	34
E.—Enforcement of Compulsion ...	74,656	57
F.—Educational Activities ...	6,15,255	03
G.—Pension and Provident Fund ...	34,11,000	00
H.—Dearness Allowance ...	...	...
I.—New Works ...	2,42,384	50
J.—Debt Charges ...	81,87,234	38
K.—Training Facilities for Municipal Teachers ...	22,311	15
L.—Proportionate Cost of Collection of Education Cess ...	1,60,729	97
M.—Extra-Curricular Activities ...	35,585	83
<b>Total—Revenue Expenditure ...</b>	<b>6,02,76,411</b>	<b>53</b>
<b>EXPENDITURE—B.—CAPITAL ACCOUNT</b>		
(1) Loan Funds— ...	34,60,982	01
(2) Advance for purchase of furniture for New School Building ...	61,424	48
(3) Trust Fund ...	...	...
<b>Total—Capital Expenditure ...</b>	<b>35,22,406</b>	<b>49</b>
<b>EXPENDITURE—C.—SUSPENSE ACCOUNT</b>		
Advances—Municipal Officers—		
(a) Standing Advances for Contingent expenditure ...	6,981	75
(b) Motor Cars and Motor Cycles to Officers ...	14,0	00
(c) Dishonoured Cheques ...	31,063	87
(d) Loan Scholarship to Municipal Teachers under Training ...	9,130	17
Advance for purchase of Plant and Machinery ...	...	...
Sundries—Miscellaneous Advances ...	2,81,225	97
State Bank of India and other Local Banks Paper and Cash Account—including paper		
Deposits in Office Custody—		
Sinking Fund (Paper and Cash) Account ...	55,45,056	08
Endowment Fund (Paper and Cash) Account ...	7,986	12
Loan Fund (Paper and Cash) Account ...	1,16,689	51
Surplus Fund (Paper and Cash) Account ...	1,13,4,022	35
Sundry Deposits (Paper and Cash) Account ...	2,25,00,900	00
Deposit Account ...	25,85,620	30
Provident Fund Payments ...	62,43,028	96
Provident Fund Investments ...	22,34,000	00
Cash Bills Outstanding ...	...	...
Cheques Payable ...	6,75,86,240	68
Wages Deposit Account ...	...	...
Municipal Contribution Receivable ...	18,26,476	22
Municipal Contribution Payable (Refundable) ...	7,96,014	94
Endowment Fund Account ...	161	12
Sinking Fund Account Education ...	3,000	00
Education Loan Interest Warrants—Payable Account ...	18,17,643	54
Interest Accrued but not paid ...	...	...
Interest Receivable Account ...	...	...
Investment of Surplus Monies in Public Securities ...	...	...
Advances from Surplus Monies for financing Capital Expenditure pending raising of		
Loan ...	...	...
Repayment of Loan Account ...	3,000	00
<b>Total—Suspense Expenditure</b>	<b>12,29,52,241</b>	<b>58</b>



## APPENDIX No. 40—(Concl.)

## SUMMARY

Receipts.			Disbursements.	
Rs.	P.		Rs.	P.
45,03,451	25	Balance on 1st April 1966—		
6,36,31,594	54	A.—Revenue Account	6,02,76,411	53
54,59,096	00	B.—Capital Account	35,22,406	49
11,99,73,985	27	C—Suspense Account	12,29,52,241	58
18,90,64,675	81	*Balance on 31st March 1967	18,67,51,059	60
			68,17,067	46
19,35,68,127	06	Total	19,35,68,127	06
Bank's Reconciliation—			Rs.	P.
*Balance as per Bank's Pass Book			22,01,365	13
Add—Revenue sent to the Bank on 31st March 1967 but, acknowledged on 1st April 1967.			46,61,125	66
			68,62,490	79
Less—Uncashed cheques			1,34,666	53
			67,27,824	26
Balance as per Day Book (Col. No. 10)				
		Rs.	P.	
Balance in Office in Government Promissary Notes etc.		3,200	00	
Balance in Office in Cash		86,043	20	
			89,243	20
			68,17,067	46

# ASSESSMENT AND COLLECTION

## (CITY)

### Taxation, Demand, Collection and outstandings

The rates of taxation continued to be the same as in the preceding year. The rates of taxation thus stood as follows :—

General Tax (including  $\frac{3}{4}\%$  Fire Tax) at  $24\frac{3}{4}\%$ , Water Tax at  $4\frac{1}{2}\%$  Halalkhore Tax at  $3\frac{1}{2}\%$  and Education Cess at a graduated scale as under subject to the condition that the Education Cess is leviable on the aggregate rateable value of all buildings and lands owned by one person in the same locality.

Rateable value.	Rate.
Re. 1 to Rs. 74	Nil.
Rs. 75 to Rs. 299	2 per cent.
Rs. 300 and above	$2\frac{1}{2}$ per cent.

The total number of properties on the Assessment Book during the year was 77,469 of which 73,790 properties were assessed to General Tax and 1,864 private properties and 1,815 Municipal properties were exempted from General Tax.

The rateable value of all properties on the 31st March 1967 was 38,85,93,154 against Rs. 37,02,74,639 and Rs. 35,89,80,736 in the previous two years. This gives a rate of Rs. 140.19 per head of population against 133.58 in the preceding year.

The total number of vehicles and animals taxed during the year (including those taxed under the Public Conveyance Act of 1920) was 93,533.

The total number of bills for property taxes and wheel tax issued during the year was 1,39,855 and 2,74,508 respectively. The number of bills for water charges by meter measurement issued was 37,756. The amounts collected against the total demands of Rs. 2,020.03 lacs and Rs. 202.91 lacs for property taxes and wheel tax, respectively, were Rs. 1,540.15 lacs and Rs. 74.93 lacs which work out to 76.25 and 36.96 per cent of the respective demands. The total amount outstanding at the end of the year was Rs. 607.86 lacs, the details of which are shown in the body of the report under the head "Break up of outstandings".

The total amount of exemption from General Tax allowed in respect of different properties during the year was Rs. 88.80 lacs against Rs. 81.19 lacs during the preceding year. The increase was due to enhancement of rateable value.

The total number of complaints against the rateable values disposed of during the year was 3902. There were 129 appeals against the rateable values.

### (SUBURBS)

The rates of taxes during the year under report were :—

General Tax  $24\frac{3}{4}\%$  (which includes  $\frac{3}{4}\%$  Fire Tax) and Halalkhore Tax at  $3\frac{1}{2}\%$  of the rateable value.

**Taxation Demand  
Collection and out-  
standing.**

#### Education Cess.

Rateable Value.	Rate.
Rs. 1 to Rs. 74	Exempt.
Rs. 75 to Rs. 299	2% of the rateable value.
Rs. 300 and above	$2\frac{1}{2}\%$ of the rateable value.

} On buildings and lands owned by the same person or persons in the same locality, the cess was levied at the rate applicable to the aggregate rateable value of such buildings and lands.

**State Education Cess.**—State Education Cess was levied as under :—

Rateable Value	Rate.
Rs. 1 to Rs. 74	Exempt.
Rs. 75 and above	2% of the rateable value.

} On buildings and lands owned by the same person or persons in the same locality, the State Education Cess was levied at the rate applicable to the aggregate rateable value of such buildings and lands.

The rate for water supplied by meter measurement varied from Rs. 1.70 to Rs. 5.50 per 10,000 litres.

The total number of properties was 70,065 as against 66,061 in the previous year showing an increase of 4,004.

The rateable value of all the properties was Rs. 15,10,10,810 as against Rs. 13,36,48,380 for the previous year. The rateable value thus worked out to Rs. 145.70 per head of population as against Rs. 128.99 in the preceding year.

The total number of bills for property taxes issued during the year was 1,44,283. The bills issued for water charges were 71,830. The net total demand was Rs. 10,82,85,179.03 and the total collection including arrears was Rs. 5,63,62,219.40. In all 2036 claims for refund of taxes on account of vacancy and overcollection were admitted during the year and an amount of Rs. 2,53,334.11 was allowed on that account.

There were 4067 complaints against the rateable value of the properties during the year of which 2701 were received under Section 167 and the remaining 1366 under Section 162 of the Bombay Municipal Corporation Act. There were 111 appeals against rateable value under Section 217 of the Act out of which 12 were settled and the remaining 99 were pending decision on 31st March 1967.

(EXTENDED SUBURBS)

The rats of taxes during the year 1966-67 were :—

**General Tax.**—The General Tax which included  $\frac{3}{4}$  per cent. Fire Tax was levied in the areas of the Taxation, Demand, Extended Suburbs as shown below :—  
Collection and out-standing.

Rate	Per cent.	Area
24 $\frac{3}{4}$		In the areas of the defunct Municipality of Malad excluding the Village Valnai.
21 $\frac{1}{2}$	"	In the areas of the Valnai Village.
24 $\frac{3}{4}$	"	In the areas of the defunct Municipality of Kandivli excluding the village of Dahanukarwadi.
21 $\frac{1}{2}$	"	In the areas of Dahanukarwadi.
24 $\frac{3}{4}$	"	In the areas of the defunct Municipality of Borivli.
24 $\frac{3}{4}$	"	In the areas of the defunct Municipality of Mulund
18 $\frac{3}{4}$	"	In the areas of the defunct Village Panchayat of Goregaon.
16 $\frac{3}{4}$	"	In the areas of the defunct Village Panchayat of Dahisar.
22 $\frac{3}{4}$	"	In respect of properties in the Villages occupied for industrial purposes.
14 $\frac{3}{4}$	"	In respect of other properties in the Villages which had no local bodies prior to their merger with the Bombay Municipal Corporation.

The properties the rateable values of which did not exceed Rs. 75 in a year were exempted.

**Halalkhore Tax.**—This tax was levied at 3 $\frac{1}{2}$  per cent. of the rateable value.

**Education Cess.**—

Rateable value	Rate
Re. 1 to Rs. 74	Exempt
Rs. 75 to Rs. 299	2 per cent. of the rateable value.
Rs. 300 and above	2 $\frac{1}{2}$ per cent. of the rateable value.

on buildings and lands owned by the same person or persons in the same locality the Cess was levied at the rate applicable to the aggregate rateable value of such buildings and lands.

**State Education Cess.**—This tax was levied as under :—

Rateable Value	Rate
Re. 1 to Rs. 74	Exempt.
Rs. 75 and above.	2 per cent. of the rateable value.

on buildings and lands owned by the same person or persons in the same locality the Cess was levied at the rate applicable to the aggregate rateable value of such buildings and lands.

**Water by Meter.**—The rate for water supplied by meter measurement varied from Rs. 1,70 to Rs. 5,50 per 10,000 liters.

The total number of properties was 31,459 as against 30,015 in the previous year.

The rateable value of all the properties was Rs. 4,84,61,395 against Rs. 4,22,35,308 for the previous year. The rateable value thus worked out to Rs. 140.96 per head of population as against 122.88 in the preceding year.

The total number of bills for property taxes issued during the year was 65,528. The bills issued for water charges were 23,186. The net total demand was Rs. 2,83,79,015.52 and the total collection including arrears was Rs. 1,33,35,408.26. In all 706 claims for refund of taxes on account of vacancies and over collection were admitted during the year and an amount of Rs. 72,067.06 was allowed on that account.

There were 1919 complaints against the rateable values of the properties during the year of which 1396 were received under Section 167 and the remaining 523 under Section 162 of the Bombay Municipal Corporation Act. There were 220 appeals against rateable values under Section 217 of the Act out of which 3 were withdrawn, 21 were settled and the remaining 196 pending decision on 31st March, 1967.

ASSESSMENT AND COLLECTION DEPARTMENT

(CITY)

**Rates of Taxation.**—The rates of taxation on lands and buildings continued to be the same. Thus the rates of taxation stood as follows: General Tax (including  $\frac{3}{4}$  per cent. Fire Tax) at 24 $\frac{3}{4}$  per cent, Water Tax at 4 $\frac{1}{2}$  per cent. Halalkhore Tax 3 $\frac{1}{2}$  per cent. Education Cess at a graduated scale as under :—

Rateable value	Rate	
Re. 1 to Rs. 74	Nil.	The Education Cess is leviable on the aggregate rateable value of all buildings and lands owned by one person in the same locality.
Rs. 75 to Rs. 299	2 per cent.	
Rs. 300 and above	2 $\frac{1}{2}$ per cent.	

The tax on vehicles and animals was levied at the maximum rates prescribed in Schedule G of the Bombay Municipal Corporation Act. The rates charged for the supply of water by meter measurement ranged between Rs. 1.70 and Rs. 5.50 per 10,000 litres according to the class of properties.

**Properties**—The total number of properties on the 31st March 1967 was 77,469 of which 73,790 properties were assessed to General tax and 1,864 were exempted from it under Section 143(1)(a) of the Bombay Municipal Corporation Act. Vacant lands owned by Government are not assessed till they are beneficially occupied while Railway lands are assessed in lump. The number of Municipal properties exempted from General Tax under the provisions of the Bombay Municipal Corporation Act, during the year was 1,815.

The number of properties accounted for as newly erected, demolished and enlarged during the year was 2,013,346 and 1,094 respectively, the corresponding figures of the preceding year being 3,180,605 and 1,064.

**Rateable Value**—The rateable value of all properties in the City on the 31st March 1967 was Rs. 38,85,93,154 as against Rs. 37,02,74,639 on the 31st March 1966. It worked out to Rs. 140.19 per head of population of 27,71,933 as per the census of 1961 of the City proper against Rs. 133.58 in the preceding year.

Under Section 185 of the Bombay Municipal Corporation Act, Wheel Tax in respect of Hack-victorias, Labour carts (without pneumatic tyre) and hand-carts (without pneumatic tyres) ordinarily leviable at Rs. 112, Rs. 40 and Rs. 8 per annum respectively, was compounded for the year 1966-67 at Rs. 100, Rs. 35 and Rs. 6 respectively.

The tax collected on hand-carts and bullock carts for the year 1966-67 amounted to Rs. 1,20,377.00 against Rs. 1,14,933.00 in the preceding year.

**Bills**—The total number of bills in respect of property taxes and wheel tax issued during the year was 1,39,855 and 2,74,508 respectively, of which 3,886 and 21,662 respectively were for previous years and 1,35,969 and 2,52,845 respectively for the year 1966-67. The total number of bills for water charges by meter measurement issued during the year was 37,756 of which 2,744 were for previous years and 35,012 for the year 1966-67.

*Total demand, collection and outstanding of Municipal property taxes during the year 1966-67.*  
(Amounts of 50 Paise and above are taken as full rupee and those below 50 Paise are omitted).

Particulars	period	Outstanding on 1-4-1966	Amount of bills issued including the demand for contributions from Govt. and B. P. T.	Gross Demand	Amount of bills recalled	Net demand	Collection in 1966-67	Outstanding on 31-3-67	Percentage of outstanding to net demand.
Property Taxes	Post & Previous years.	5,00,38,571	1,07,62,350	6,08,00,921	67,12,423	5,40,88,498	3,17,94,627	2,22,93,871	41.20
	1966-67	Nil	15,83,63,988	15,83,63,988	1,04,49,259	14,79,14,729	12,22,20,169	2,56,94,560	17.37
	Total	5,00,38,571	16,91,26,338	21,91,64,909	1,71,61,682	20,20,03,227	15,40,14,796	4,79,88,431	23.75

**Property Taxes**—Out of the net demand of Rs. 20,20,03,227 in respect of Municipal property taxes, a sum of Rs. 1,19,35,273 was not effective demand on account of complaints and appeals against rateable values and other valid disputes. The effective demand, therefore, was Rs. 19,00,67,954 and the percentage of recovery as against this effective demand was 81.04. The percentage of outstanding will, therefore, be 18.96.

*Total demand, collection and outstanding of wheel tax for previous years and for the year 1966-67.*  
(Amounts of 50 Paise and above are taken as full rupee and those below 50 paise are omitted.).

Year.	Particulars	Outstanding on 1-4-1966	Amount of bills issued	Gross demand	Amount of bills recalled	Net demand	Collection in 1966-67	Outstanding on 31-3-67	Percentage of outstanding to net demand
Previous years.	Wheel Tax	1,13,04,551	7,14,313	1,20,18,864	10,03,234	1,10,15,630	17,84,733	92,30,897	83.80
1966-67			94,55,447	94,55,447	1,80,221	92,75,226	57,08,710	35,66,516	38.45
	Total	1,13,04,551	1,01,69,760	2,14,74,311	11,83,455	2,02,90,856	74,93,443	1,27,97,413	63.04

**Wheel Tax**—Out of the net demand of Rs. 2,02,90,856 in respect of wheel tax a sum of Rs. 77,23,686 was not effective demand on account of disputes. The effective demand, therefore, was Rs. 1,25,61,170 and the percentage of recovery as against this effective demand was 59.66. The percentage of outstanding will therefore be 40.34.

Year.	Total net demand.	Collection.	Percentage.	Outstanding.	Percentage.
<i>Total net demand, collection and outstanding compared with those for the last two years (Municipal Property Taxes).</i>					
1964-65	19,09,89,725	14,22,37,338	74.48	4,87,52,395	25.52
1965-66	20,61,97,858	15,61,90,132	75.75	5,00,07,726	24.25
1966-67	20,20,03,227	15,40,14,796	76.25	4,79,88,431	23.75
<i>Total net demand, collection and outstanding compared with those for the last two years (Wheel Tax).</i>					
1964-65	1,76,11,753	75,57,645	42.92	1,00,54,108	57.08
1965-66	1,89,15,858	76,22,798	40.30	1,12,93,060	59.70
1966-67	2,02,90,856	74,93,443	36.96	1,27,97,413	63.04

## Break up of outstanding.

	AMOUNT OUTSTANDING ON 31-3-1967	
	Effective Demand.	Provisional Demand.
	Rs.	Rs.
(1) (a) Government property taxes and water charges	— 28,80,087.83	
(b) Other Government Officers	— 46,249.96	
(2) Amount due by the Dy. Custodian of Evacuee Property	— 87,608.41	
(3) Western Railway	—	9,21,511.02
(4) Central Railway	—	26,97,287.56
(5) Bombay Port Trust	— 29,763.04	
(6) (a) Bombay Municipal Corporation (Impts.)	— 11,77,314.03	
(b) Other Municipal Departments	— 7,32,983.11	
(7) Court Receiver, Official Assignee etc.	— 8,36,376.34	
(8) Suits filed	—	1,63,706.21
(9) (a) Properties attached	— 12,64,528.73	
(b) Properties proposed to be attached	— 65,13,259.63	
(10) Appeals against rateable values	—	18,09,618.50
(11) Complaints against rateable value	—	52,82,376.46
(12) Amounts involved in respect of properties occupied on flat-ownership basis	— 22,52,845.24	
(13) Amounts in respect of unauthorised structures (hutments)	— 4,96,137.55	
(14) Amount due from B.E.S.T. Undertaking	— 9,91,450.03	
(15) Instalments allowed by Municipal Commissioner or Dy. Municipal Commissioner	— 13,11,292.01	
(16) (a) Dispute regarding water tax or water charges	—	10,60,773.82
(b) Dispute regarding wheel tax	—	77,29,685.87
(17) Issued in the month of March 1967 and outstanding on 31-3-1967	— 47,32,193.04	
(18) Other ratepayers	—	
(a) Property Taxes	— 1,26,93,746.93	
(b) Wheel Tax	— 50,75,048.06	
	4,11,20,883.94	1,96,64,959.44
Grand Total	— 6,07,85,843.38	

(1) (a) Payment was not received from the various Government Departments before 31st March 1967. The dispute regarding payment of General Tax is still under correspondence with the Government Departments.

(b) Payment was not received before 31st March 1967.

(2) The Deputy Custodian of Evacuee Properties pays as and when funds permit.

(3 & 4) The Railways have stopped making payment of the sum-in-lieu of General Tax as the rateable value for the quinquennia 1954-59 and 1959-64 is under dispute. The matter has been taken up with the Railway Ministry and the question of appointment of an arbitrator to determine the amounts payable by the Railway Administrations to this Corporation is still under consideration of the Central Government. In the meanwhile bills are being issued on provisional basis, which they are not paying.

(5) The payment was not received before 31st March 1967.

(6) (a) The amount awaits adjustments.

(b) Do. do.

(7) The payments are made when funds are available.

(8) The matter is pending before the Court.

(9) (a) The Legal Assistant of this Department has been requested to take further action with regard to the sale of attached properties.

(b) In most of the cases the preliminary action with regard to the attachment of the properties have been completed and the Legal Assistant has been requested to take further action.

(10) The matter is pending before the Court.

(11) The payments can be demanded after disposal of complaints against rateable values.

(12) There are legal difficulties involved in effecting recovery from the flat owners and the question of amending the Bombay Municipal Corporation Act suitably is under consideration of Government of Maharashtra.

(13) There are various difficulties for effecting recovery of taxes from occupants of the unauthorised structures. However, efforts are being made to recover maximum amount possible.

(14) The General Manager, B.E.S.T. Undertaking has stopped making payment of Municipal property taxes from 1st April 1966 onwards for want of funds.

(16) (a) & (b)" The matter is under correspondence.

(17) The amended bills were issued in the month of March, 1967, and there was no sufficient time to effect the recovery.

It will be seen from the above that out of the total outstandings of Rs. 607.86 lacs, a sum of Rs. 430.25 lacs was beyond the control of the Department for effecting recovery before 31st March 1967.

(Note : From April to July 1967, the amount recovered out of the outstandings noted above is about Rs. 1,00,00,000):

**Miscellaneous Receipts :** Miscellaneous receipts realised from notices of demand, distress warrants, battakifees, inspection fees and other items amounted to Rs. 1,87,376.89 against Rs. 1,65,448.53 in the preceding year.

**Meter Hire :** Receipts from meter hire amounted to Rs. 4,64,214.75 against Rs. 4,29,620.25 in the previous year.

**Exemptions.**—The amount of full exemption allowed in respect of General Tax on properties entitled to such exemption under Section 143(a)(1b) of the Bombay Municipal Corporation Act and under Article 285 of the constitution of India and the amount of partial exemption under Section 144(3) of the Bombay Municipal Corporation Act and Section 36 of the Bombay Port Trust Act 1879, aggregated Rs. 81,19,189.36 on the 1st April 1966, against Rs. 71,66,956.21 during the preceding year. The increase was due to enhancement of rateable values.

**Complaints and Appeals against rateable values.**—2,071 complaints under Section 167 of the Act against the rateable value amounting to Rs. 3,40,76,214 and 1,831 complaints under Section 162 against the value amounting to Rs. 2,81,54,518 were disposed of during the currency of the year. The assessments were on investigation of complaints reduced to Rs. 3,02,27,252 and Rs. 2,78,31,438 respectively and the reduction amounting to Rs. 38,48,962 and Rs. 3,23,080 gives a percentage of 11.30 and 1.15 respectively.

There were 129 appeals against the rateable values of which 15 were settled out of Court, 10 were dismissed by the Court, 5 were decided by the Court, 41 were withdrawn by the party and 58 were pending at the close of the year.

**Attachments :** In 97 cases, action under Section 203 of the Bombay Municipal Corporation Act was resorted to with a view to effecting early recovery and an amount of Rs. 4,90,003.01 was recovered during the year.

**The Urban Immoveable Property Tax.**—The arrears of the tax as on 1st April 1966 were Rs. 15,98,658.97 which were increased to Rs. 30,55,703.01 on account of supplementay demand for the period prior to 31st March 1963 issued during the year under report. Out of this amount, a sum of Rs. 17,28,711.56 was collected leaving a balance of Rs. 13,26,991.45 at the close of the year.

**State Education Cess.**—The rate of taxation continued to be the same as in the preceeding year, i.e 2 per cent. of the rateable value of buildings and lands in Greater Bombay. The buildings and lands having rateable value of Rs. 74 and below were, however, exempted from the levy of this cess. The arrears of the Cess as on 1st April 1966 were Rs. 28,90,547.64 which were increased to Rs. 28,96,851.56 on account of increase in rateable values. Out of this amount a sum of Rs. 17,84,150.74 was collected during the year and the balance was Rs. 11,12,700.82 at the close of the year. The demand in respect of the Cess for the year 1966-67 was Rs. 67,41,262.84, collection Rs. 52,21,325.74 while Rs. 15,19,937.10 remained outstanding at the close of the year. The total collection of State Education Cess thus amounted to Rs. 70,05,476.48.

**Theatre Tax.**—The rates of Theatre Tax for the year 1966-67 were as under :

Type of Entertainment	Rate of Tax	Rate of tax, if payment for a whole month is made within the first five days of the month,
(1)	(2)	(3)
(1) Class I Cinema Theatre	... Rs. 10 per show.	... Rs. 9.40 per show.
(2) Class II Cinema Theatre	... Rs. 7 per show	... Rs. 6.60 per show.
(3) Drama, Concert, Variety Entertainment or Tamasha.	Rs. 7 per show.	... Rs. 6.60 per show.
(4) Circus, Carnival or Fete	... Rs. 10 per day.	... Rs. 9.40 per day.
(5) Any other entertainment	... Rs. 7 per show or if there are no separate shows Rs. 7 per day.	Rs. 6.60 per show or if there are no separate shows, Rs. 6.60 per day.

There were in all 40 Class I and 20 Class II Cinema Theatres and the tax was generally received regularly. Theatre tax was also recovered in respect of the various dramatic performances, dances, variety entertainments, etc., held at various Halls Theatres and other places in the City, wherever admission was on payment of charges.

Exemption from payment of Theatre Tax was granted to such cinema shows, performances, etc., as were held in aid of bonafide charities or directed towards advancement of cultural or education activities and were exempted from payment of Entertainments Duty leviable under the Bombay Entertainments Duty Act, 1923, by the Commissioner of Police.

The total income derived by way of Theatre Tax during the year under report was Rs. 7,51,565.31 as against Rs. 7,30,185.65 in the preceding year.

#### General Remarks

The assessment of Railway properties (Central & Western) for the Quinquennia 1954-59 and 1959-64 has not been finalised. The question of appointment of an arbitrator is under the consideration of Central Government.

The assessment of the B.P.T. properties for the quinquennium 1959-64 has been finalised. The work regarding finalization of the assessment for the quinquennium 1964-69 is in progress.

Shri Pestonji P. Kapadia, F.R.I.B.A. (London) B.A.B.E. (Civil) M. I. Struct. E. (London) M.I.E. (India) J.P. has been appointed to fix the rateable value of the buildings and lands in Greater Bombay vesting in the State Government and the Central Government for the quinquennium 1964-69. The work is in progress.

With regard to the Central Government properties eligible to exemption from the levy of General Tax, under article 285 of the Constitution of India, the Central Government have agreed to pay with effect from the 1st April 1954, charges for the specific services rendered by the local authorities and as directed by the Central Government, the State Government have been requested to fix the percentage of such charges payable in lieu of the General tax. The matter is still under correspondence.

Tax amounting to Rs. 6,306.84 representing a charge on 1,994 race horses brought to City during racing season was recovered through the Western India Turf Club as against Rs. 5,315.97 during the preceding year.

#### (SUBS. AND EXTENDED SUBS.)

**Rates of Taxes.**—The rates of taxes during the year under report were :—

**General Tax.**—The General Tax which includes 3/4 per cent. Fire Tax was levied in the areas of the Suburbs and Extended Suburbs as shown below :—

Suburbs Rate	Extended Suburbs Rate	Area
24½ per cent. (including ¾ per cent. Fire Tax.)	24½ per cent.	In the areas of the defunct Municipality of Malad excluding the village Valnai.
	21½ per cent.	In the areas of the Valnai Village.
	24½ per cent.	In the areas of the defunct Municipality of Kandivli excluding the village of Dahanukarwadi.
	21½ per cent.	In the areas of Dahanukarwadi.
	24½ per cent.	In the areas of the defunct Municipality of Borivli.
	24½ per cent.	In the areas of the defunct Municipality of Mulund.
	18½ per cent.	In the areas of the defunct Village Panchayat of Goregaon.
	16½ per cent.	In the areas of the defunct Municipality of Dahisar.
	22½ per cent.	In respect of properties in the Villages occupied for industrial purposes.
	14½ per cent.	In respect of other properties in the villages which had no local bodies prior to their merger with the Bombay Municipal Corporation.
		The properties, the rateable values of which did not exceed Rs. 75 in a year, were exempted.

**Halalkhor Tax.**—Halalkhor tax was levied at 3½ per cent. of the rateable value.

**Education Cess**—Education Cess was levied as follows :—

Rateable Value	Rate	
Re. 1 to Rs. 74	Exempt.	} On buildings and lands owned by the same person or persons in the same locality the Cess was levied at the rate applicable to the aggregate rateable value of such buildings and lands.
Rs. 75 to Rs. 299	2% of the rateable value.	
Rs. 300 and above.	2½ per cent. of the rateable value.	

**State Education Cess.**—State Education Cess was levied as follows :—

Rateable Value	Rate	
Re. 1 to Rs. 74	Exempt.	} On buildings and lands owned by the same person or persons in the same locality the Cess was levied at the rate applicable to the aggregate rateable value of such buildings and lands.
Rs. 75 and above.	2 per cent. of the rateable value	

**Water By Meter.**—The rate of water supplied by meter measurement varied from Rs. 1.70 to 5.50 per 10,000 litres.

**Properties.**—The total number of properties in Suburbs and Extended Suburbs as on 31st March 1967 was 70,065 and 31,459 respectively. Out of these properties 67,675 and 30,508 were assessed to General Tax in the Suburbs and Extended Suburbs, respectively. 2,390 and 951 properties in the Suburbs and Extended Suburbs, respectively were exempted from it under Section 143(1) (a) and 143(1) (b) of the Bombay Municipal Corporation Act. The number of properties newly assessed, enlarged and demolished during the year under report was as follows:—

	Subs.	Ext-Subs.
Properties newly erected ...	3,922	1,544.
Properties enlarged ...	3,511	1,449
Properties demolished ...	286	307

**Rateable Value.**—The rateable value of all the properties in the Suburbs and Extended Suburbs on the 31st March 1967 was Rs 15,10,10,810 and Rs 4,84,61,395 as against Rs. 13,36,48,380 and Rs. 4,22,35,308 on the 31st March 1966. It worked out to Rs. 145.73 and Rs. 140.96 (population 10,36,104 and 3,43,708) per head of population in the Suburbs and Extended Suburbs, respectively as against Rs. 128.99 and Rs. 122.88 in the preceding year.

**Bills.**—The total number of bills issued during the year under report was as shown below:—

Nature of Tax	NO. O BILLS ISSUED FOR PREVIOUS YEARS		NO. OF BILLS ISSUED OF CURRENT YEAR		TOTAL	
	Suburbs	Extended Suburbs	Suburbs	Extended Suburbs	Suburbs	Extended Suburbs
(i) Property tax (excluding water by meter) ...	3,305	2,089	1,40,978	63,439	1,44,283	65,528
(ii) Water charges by meter measurement ...	18,542	4,823	53,288	18,363	71,830	23,186
(iii) Meter Hire ...	658	35	10,112	1,765	10,770	1,800
(iv) Wheel Tax ...	5,159	1,335	51,725	9,548	56,884	10,883
Total ...	27,664	8,282	2,56,103	93,115	2,83,767	1,01,397

Total demand, collection and outstandings for previous years and for the year 1966-67.

(Amount of 50 paise and above are taken as fullrupee and those below 50 paise are omitted.)

#### SUBURBS

Year	Particulars	Outstandings on 1-4-1966	Amount of bills issued during 1966-67	Gross Demand	Amount of bills recalled and cancelled	Net Demand	Collection in 1966-67	Outstanding on 31-3-67	Percentage of outstanding to net demand
Previous Years 1966-67	Property Taxes (including Water charges)	4,37,38,068	58,88,794	4,96,26,862	25,09,879	4,71,16,983	2,16,81,564	2,54,35,419	53.98
	Do.	...	5,88,75,020	5,88,75,020	36,15,634	5,52,59,386	3,31,91,858	2,20,67,528	39.93
	TOTAL	4,37,38,068	6,47,63,814	10,85,01,882	61,25,513	10,23,76,369	5,48,73,422	4,75,02,947	46.43

#### EXTENDED SUBURBS

Previous years, 1966-67	Property Taxes (including water charges)	1,24,24,712	10,83,876	1,35,08,588	8,83,283	1,26,25,305	47,79,856	78,45,449	62.14
	Do.	Nil.	1,64,13,590	1,64,13,590	15,83,891	1,48,29,659	82,65,209	65,64,490	44.26
	Total ...	1,24,24,712	1,74,97,466	2,99,22,178	24,67,174	2,74,55,004	1,30,45,065	1,44,09,939	52.48

The percentage of recovery to the total net demand during the year was 53.57 and 47.52 for Suburbs and Extended Suburbs respectively.

**Note** :—Out of the total net demand of Rs. 10,23,76,369 and Rs. 2,74,55,004 for Suburbs and Extended Suburbs respectively, a sum of Rs. 1,55,44,051 and Rs. 62,69,557 was not effective demand on account of complaints and appeals against rateable values and other valid disputes etc. The effective demand therefore, was Rs. 8,68,32,318 and Rs. 2,11,85,447 for Suburbs and Extended Suburbs and the percentage of recovery as against this effective demand was 63.20 and 61.56 for Suburbs and Extended Suburbs. The percentage outstanding to the effective demand will therefore, be 36.80 and 38.44 respectively.



## Break up of outstanding as on 31st March 1967.

	SUBURBS		EXTENDED SUBURBS		Remarks
	AMOUNT OUTSTANDING ON 31-3-1967		AMOUNT OUTSTANDING ON 31-3-1967		
	Effective demand	Provisional demand	Effective demand	Provisional demand	
	Rs.	Rs.	Rs.	Rs.	
(1) Amounts due by Government, Port Trust and Railways.	8,12,296.43	...	1,69,455.58	...	Payment was not made before 31st March 1967.
(2) Amounts due by the Dy. Custodian of Evacuee Property.	1,27,140.87	...	...	...	Payment is made as and when funds permit.
(3) Court Receiver, Official Assignee and Liquidator.	4,90,105.57	...	3,42,404.19	...	Payments are made as and when funds are available.
(4) Amounts due by other Departments of the Bombay Municipal Corporation	2,61,017.12	...	99,094.79	...	The amount awaits adjustments.
(5) (a) Properties attached	19,71,031.48	...	8,47,377.38	...	The Legal Assistant of the department has been requested to take further action.
(b) Properties proposed to be attached	69,93,438.81	...	15,34,581.13	...	Do.
(6) Suits filed	...	2,59,917.70	...	10,52,882.27	Payments will be received after the disposal of suits, appeals and complaints.
(7) Appeals against rateable values	...	45,194.85	...	5,59,786.54	
(8) Complaints against rateable values	...	55,10,159.83	...	13,58,794.48	
(9) Amounts involved in respect of properties, occupied on flat-ownership basis.	11,45,729.84	...	1,04,158.40	...	There are legal difficulties involved in effecting recovery from the flatowners and the question of amending the Bombay Municipal Corporation Act is under consideration.
(10) Disputes regarding Property taxes and water charges and other general disputes.	...	43,19,372.17	...	13,32,320.79	The matter is under correspondence.
(11) Bills issued at the fag end of the year	...	52,85,393.52	...	19,05,756.49	Revision of assessment in the rateable values of properties on account of improvements and completion of new constructions effected late in the year.
(12) Arrears of taxes carried forward from the records of the defunct Municipalities where the structures no longer exist and the parties are untraceable.	...	1,24,012.98	...	60,316.98	
(13) Taxes in respect of unauthorised structure on private lands, Govt. and Bombay Municipal Corporation lands.	27,88,787.16	...	13,40,775.89	...	
(14) Monthly tenancy structures on Khoti land.	9,74,509.61	...	12,26,356.60	...	
(15) Amounts held in deposit	3,34,732.36	...	3,70,363.96	...	
(16) Other rate payers	1,58,71,427.58	...	19,47,298.04	...	
(17) Amounts due by the parties residing out of Bombay.	1,88,678.81	...	1,58,215.78	...	
Total	3,19,58,895.64	1,55,44,051.05	81,40,081.74	62,69,857.55	
Grand Total	4,75,02,946.69		1,44,09,939.29		

It will be seen from the above that out of the total outstanding of Rs. 4,75,02,946.69 and Rs. 1,44,09,939.29 for Suburbs and Extended Suburbs a sum of Rs. 3,16,31,519.11 and Rs. 1,24,62,641.25 for Suburbs and Extended Suburbs respectively was beyond the control of this Department for effecting recovery before 31st March 1967.

## Total demand, collection, and outstanding for the previous years and for the year 1966-67

(Amount of 50 paise and above are taken as full rupee and those below 50 paise are omitted.)

Year	Nature of Tax	outstandings as on 1-4-66	Amount of bills issued during in 1966-67	Gross demand	Amount of bills recalled and cancelled	Net demand	Collection in 1966-67	Outstanding on 31-3-67	Percentage of outstanding to net demand
<b>SUBURBS</b>									
Previous years.	Wheel Tax	Rs. 35,51,910	Rs. 1,78,034	Rs. 37,29,944	Rs. 2,84,735	Rs. 34,45,209	Rs. 3,99,455	Rs. 30,45,754	Rs. 88.39
1966-67	Do.	...	18,32,925	18,32,925	46,195	17,86,730	7,09,050	10,77,680	60.30
	Total	35,51,910	20,10,959	55,62,869	3,30,930	52,31,939	11,08,505	41,23,434	78.81
<b>EXTENDED SUBURBS</b>									
Previous years	Wheel Tax.	5,41,142	50,676	5,91,818	75,366	5,16,452	84,027	4,32,425	83.73
1966-67	Do.	...	3,13,487	3,13,487	13,026	3,00,461	1,37,982	1,62,479	54.07
	Total	5,41,142	3,64,163	9,05,305	88,392	8,16,913	2,22,009	5,94,904	72.82

**Exemption.**—The amount of exemption allowed in respect of General Tax on properties entitled to such exemption under Section 143(1a) and (1b) was Rs. 36,58,022.49 and Rs. 5,50,338.80 in respect of Suburbs and Extended Suburbs respectively.

**Meter Hire.**—Receipts from meter hire amounted to Rs. 3,80,291.84 and Rs. 68,334.90 in the Suburbs and Extended Suburbs respectively as against Rs. 2,54,823.93 and Rs. 43,659.31 in the Suburbs and Extended Suburbs respectively.

**Complaints and Appeals against rateable values.**—4,067 and 1,919 complaints for Suburbs and Extended Suburbs respectively were registered during the year under report out of which 2,701 and 1,396 complaints for Suburbs and Extended Suburbs respectively were registered under Section 167 of the Act and 1,366 and 523 for Suburbs and Extended Suburbs were registered under Section 162 of the Act. There were 111 and 220 appeals against rateable values for Suburbs and Extended Suburbs respectively, out of which 12 and 21 for Suburbs and Extended Suburbs were settled and 3 in respect of Extended Suburbs were withdrawn and remaining 99 and 196 for Suburbs and Extended Suburbs were pending decision on 31st March 1967.

**Miscellaneous Receipts.**—Miscellaneous receipts realized from notices of demand, distress warrants Bataki fees Inspection fees and other items amounted to Rs. 3,03,799.68 and Rs. 1,26,561.11 for Suburbs and Extended Suburbs respectively.

**Education Cess.**—The net demand for Education Cess was Rs. 56,33,521.72 and Rs. 18,84,704.52 for Suburbs and Extended Suburbs respectively and the amount collected was Rs. 27,78,153.52 and Rs. 8,76,347.29 for Suburbs and Extended Suburbs respectively.

**State Education Cess.**—The net demand for State Education Cess was Rs. 44,13,095.11 and Rs. 18,84,704.52 for Suburbs and Extended Suburbs respectively and the amount collected was Rs. 22,21,110.69 and Rs. 8,76,347.29 for Suburbs and Extended Suburbs respectively.

**The Urban Immoveable Property Tax.**—The net demand on account of arrears in respect of Urban Immoveable Property tax was Rs. 8,97,835.41 and Rs. 6,84,043.53 for Suburbs and Extended Suburbs respectively and the amount collected was Rs. 1,87,148.77 and Rs. 1,09,174.98 for Suburbs and Extended Suburbs respectively.

**Theatre Tax.**—The rates of Theatre Tax for the year 1966-67 were as under:—

Type of Entertainment.	Rate of Tax.	Rate of tax, if payment for a whole month is made within the first five days of the month.
1	2	3
(1) Class I Cinema Theatre	... Rs. 10 per show.	... Rs. 9.40 per show.
(2) Class II Cinema Theatre	... Rs. 7 per show	... Rs. 6.60 per show
(3) Drama, Concert, Variety Entertainment	Rs. 7 per show	... Rs. 6.60 per show.
(4) Circus, Carnival or Fete	... Rs. 10 per day	... Rs. 9.40 per day.
(5) Any other entertainment	... Rs. 7 per show or if there are no separate shows, Rs. 7 per day.	Rs. 6.60 per show or if there are no separate shows, Rs. 6.60 per day.

There were in all 26 and 8 Cinema Theatres in Suburbs and Extended Suburbs, respectively out of which 16 and 3 were Class I Cinema Theatres in Suburbs and Extended Suburbs respectively and the remaining 10 and 5 in Suburbs and Extended Suburbs respectively were Class II. The tax was generally received regularly. Theatre tax was also re-covered in respect of the various dramatic performances, dances, variety entertainments, etc., held at various halls, theatres and other places in the Suburbs and Extended (Suburbs), wherever admission was on payment of charges. The exemption from payment of Theatre Tax was granted to such Cinema shows, performances etc., which were held in aid of bonafide charities or directed towards advancement of cultural or educational activities and exempted from payment of Entertainment Duty leviable under Bombay Entertainment Duty Act, 1923, by the Commissioner of Police. The total income derived by a way of Theatre Tax during the year under report was Rs. 2,08,540.70 and Rs. 81,397.20 in Suburbs and Extended Suburbs respectively.

B. H. PRABHAVALKAR,  
Assessor and Collector.

## APPENDIX 'A'

Classification of properties according to Rateable Values

Rateable Value.	NUMBER OF PROPERTIES		
	City.	Suburbs.	Extended Suburbs.
Below Rs. 200 ... ..	26,868	19,720	9,676
Between Rs. 201 and 300 ... ..	2,634	8,964	3,742
Between Rs. 301 and 400 ... ..	2,703	7,039	3,393
Between Rs. 401 and 500 ... ..	2,441	5,531	2,198
Between Rs. 501 and 750 ... ..	3,930	6,039	2,936
Between Rs. 751 and 1000 ... ..	3,332	5,033	1,997
Between Rs. 1001 and 1500... ..	4,199	4,917	2,495
Between Rs. 1501 and 2000... ..	3,432	3,807	1,633
Between Rs. 2001 and 5000... ..	9,747	4,999	2,232
Between Rs. 5001 and 10,000 ... ..	6,734	2,111	682
Between Rs. 10,001 and 20,000 ... ..	3,919	1,221	189
Between Rs. 20,001 and 30,000 ... ..	1,262	332	97
Between Rs. 30,001 and 40,000 ... ..	610	162	40
Between Rs. 40,001 and 50,000 ... ..	413	68	68
Between Rs. 50,001 and 1,00,000 ... ..	643	61	60
Between Rs. 1,00,001 and 1,50,000... ..	236	42	16
Between Rs. 1,50,001 and 2,00,000... ..	116	9	4
Between Rs. 2,00,001 and 2,50,000... ..	72	...	1
Between Rs. 2,50,001 and 3,00,000... ..	56	6	...
Between Rs. 3,00,001 and 3,50,000... ..	36	1	...
Rs. 3,50,001 and above ... ..	52	3	...
Total ... ..	73,435	70,065	31,459

These figures do not include properties belonging to the Bombay Port Trust and Railways, assessed in lump.

## APPENDIX 'B'

Vehicles and Animals Taxed.	Number.
Motor lorries ... ..	13,961
Motor cars (including 8,357 taxies) ... ..	50,263
Trolleys ... ..	21
Trailors ... ..	149
Cranes ... ..	7
Motor cycles with side-cars (including 22 Auto Rickshaws) ... ..	795
Motor Cycles (Solo) ... ..	7,950
Four-wheeled vehicles drawn by animals ... ..	139
Two-wheeled vehicles drawn by animals ... ..	666
Handcarts ... ..	13,889
Horses ... ..	28
Ponies ... ..	27
Bullocks ... ..	635
Total ... ..	88,530

## APPENDIX 'C'

Vehicles and animals taxed under the Public conveyance Act.

Hack Victoria (including 2 horses for each) ... ..	767
Labour carts (with pair of bullocks for each) ... ..	551
Handcarts ... ..	3,685
Total ... ..	5,003

## OCTROI DEPARTMENT

*Rates of Octroi:* The same rates of octroi as specified in the Octroi Schedule 'H' to the B. M. C. Act as amended, continued for the year under report. However entry 22 of the Octroi Schedule was amended under the provisions of Maharashtra Act XXVII of 1966 to effect a change in the sub-clauses of the entry and without revising the rate of octroi. The Corporation also revised the rates of octroi on "Calves" under item No. 12 of the Octroi Schedule to 50 paise per head under their resolution No. 1603 of 30-1-1967. The effect to the above amendments was however to be given from 1-4-1967. In view of the amendment in the rate of Crude Oil, the oil companies who had dispensed the payment of octroi on crude oil last year paid the arrears of octroi at the revised rate during the year under report.

*Income:*—The comparative figures of Gross Collections, refunds, and nett revenue for the years 1965-66 and 1966-67 are as under:—

Item	1965-66	1966-67	Increase over last year
	Rs.	Rs.	Rs.
(1) Gross Collections ... ..	7,37,27,938.00	11,91,32,931.00	+4,54,04,993.00
(2) Refunds ... ..	64,64,931.00	1,25,77,563.00	± 61,12,632.00
(3) Nett Revenue ... ..	6,72,63,007.00	10,65,55,368.00	
(4) Fees for stamping ... ..	1,80,710.00	1,42,708.00	38,002
(5) Fees in respect of Refunds ... ..	5,23,898.00	7,94,286.00	2,70,338
(6) Departmental Collections ... ..	3,66,37,623.00	4,21,97,143.00	55,59,520

### *Details of packages stamped with Municipal Marks.*

Items	1965-66	1966-67	Increase or decrease
	Rs.	Rs.	Rs.
(i) Sugar & Gur ... ..	12,90,503	8,91,631	-3,98,872
(ii) Tea ... ..	36,682	41,578	± 4,896
(iii) Edibles ... ..	4,35,557	4,50,289	± 14,732
(iv) Ghee & Vegetable Products ... ..	10,308	1,368	- 8,940
(v) Wines & Spirits ... ..	2,626	4,288	± 1,662
(vi) Paper Bales ... ..	26,503	36,617	± 10,114
(vii) Plywood rates ... ..	680	528	- 152
(viii) Molasses ... ..	3,940	773	- 3,167
(ix) Miscellaneous ... ..	290	11	- 279
	18,07,098	14,27,083	

59,334 Refund Claims on exported goods were received during the year as against 49,315 in the previous year.

### ELECTIONS

As per provisions of the B. M. C. Act relating to Elections amended under the provisions of Maharashtra Act No. VIII of 1965, the next Municipal General Election are to be held early in 1968 on the basis of single member constituencies not exceeding 140. The Govt. of Maharashtra have therefore been requested to take up the work of delimitation of the Govt. Constituencies into single number constituencies not exceeding 140 for our Elections.

B. S. NADKARNI,

Ag. Dy. Assessor & Collector  
(Octroi)

# WATER SUPPLY PROJECTS DEPARTMENT

This Department continued to be under the overall supervision of the Hydraulic Engineer Shri D. R. Bhise, B.E. (Civil), A.M.I.E. (India), Shri L. G. Dhayagude, B.E. (Civil), A.M.I.E. (India) continued to be the Executive Engineer in charge of the Master Plan works till 17-7-1966. He also looked after the duties of Deputy Project Engineer till 17-7-1966 and was appointed as Deputy Project Engineer from 18-7-1966. Shri S. S. Mankar, B.E. (Civil), A.M.I.E. (India) continued as Executive Engineer (Dahisar) upto 10-8-1966 and was appointed as Executive Engineer Master Plan from 11-8-1966. Shri Y. H. Kamat, B.Sc., B.E. (Civil), A.M.I.E. (India) continued as Executive Engineer Upper Vaitarna Scheme. Shri K. D. Mulekar, B.E. (Civil), M.E. (P.H.) continued to be in-charge of the Bhatsai River Project. Shri H. N. Chavan, B.E. (Civil) continued to be Executive Engineer for the Ulhas River Scheme. Shri B. D. Dani, B.E. (Electrical and Mechanical) was Executive Engineer for the Mulund Pumping Scheme upto 22-5-1966. Shri T. M. Kandawalla, B.E. (Civil), A.M.I.E. (India) was appointed as Executive Engineer (Dahisar) River Project from 11-8-1966. Shri B. R. Gole, B.E. (Civil) (Hons.), A.M.I.E. (India) was in-charge of investigations of field Surveys for Gargai and Poshir River Projects from 1-11-1966 onwards.

The activities of this Department are grouped under the following heads:—

- I.—Vaitarna-cum-Tansa Scheme.
- II.—Master Plan for the Distribution of Water Supply to Greater Bombay.
- III.—Dahisar River Project.
- IV.—Upper Vaitarna Scheme.
- V.—Bhatsai River Project.
- VI.—Ulhas River Scheme.
- VII.—Mulund Pumping Scheme.
- VIII.—Gargai and Poshir River Projects.
- IX.—Miscellaneous works such as Replacements and Enlargements of Trunk mains, etc.

## PART I

### VAITARNA-CUM-TANSA SCHEME

The Scheme works have been completed long since and only some land acquisition matters were in progress.

**Land Acquisition.**—Out of the total area of 3,995 Acres consisting of private, Inam and Government (Revenue and Forest) lands acquired for major works of the Scheme, awards of Compensation amounting to Rupees 11,63,654.64 in respect of private and Inam lands were declared by the Government Acquiring Officers. Forest lands have been disforested and placed in charge of the Revenue Department. Correspondence with the Revenue Department for the transfer of Government lands to the Bombay Municipal Corporation was in progress during the year.

Further awards of Compensation amounting to Rs. 1,96,880.79 (Rs. 1,94,832.79 plus 2,048) in respect of Private, Railway, Custom and Milk Scheme lands were declared by the Government Acquiring Officer and other respective authorities. Correspondence regarding the transfer of Government lands was in progress with the Revenue Department during the year.

## PART II

### MASTER PLAN FOR THE DISTRIBUTION OF WATER SUPPLY TO GREATER BOMBAY

(a) **Worli Hill Reservoir.**—The Reservoir was commissioned and handed over to H.E.'s Department for maintenance long back.

(b) **Rawli Hill Reservoir.**—(1) The construction of reservoir could not be started for want of cement even though a contract for construction of two circular prestressed concrete tanks was awarded to Messrs. Tolani Brothers at a cost of Rs. 20.88 lacs. Later when cement was available Messrs. Tolani Brothers showed unwillingness to carry out the work as the cost of labour and material had gone up considerably. The contract was therefore terminated. Fresh tender will be reinvited in due course.

(2) (i) The work of laying inlet and outlet mains upto Reservoir was completed in the year 1964-65. The work of connecting these mains to the trunk mains will be carried out side by side with the reservoir works

(ii) The work of laying 1200 mm. dia. main as an extension of one of the Rawli Outlet (from King's Circle to Khodadad Circle) was started on 25-1-1965 and was completed during this year at a cost of Rs. 3,53,094.00 approximately, as against the total cost of Rs. 3,91,928.25.

(3) The work of construction of approach road to Reservoir was completed in the year 1964-65.

(4) The site for construction of staff Quarters was cleared by demolishing the old structure a year back. The work of construction could not be taken up due to the shortage of Cement. The tenders for Quarters will be invited in due course.

(c) **Gollanji Hill Reservoir.**—(1) The work of construction of reservoir was started on 4th November 1963. The work had to be slowed down for want of cement. The work was completed during the year. The Contractors Messrs. Ghanekar & Co., had claimed extra payment for rise in cost of labour and materials and 13 per cent. increase was granted vide S.C.R. No. 2121 of 31-10-1966. The cost of the work completed works out to Rs. 6,01,945.00 approximately. The control-room wiring was carried out departmentally.

- (2) The work of laying inlet, outlet mains was completed in the year 1964-65.
- (3) The work of construction of staff quarters was completed in the year 1965-66, at the cost of Rs. 1,43,317.39. The electrical wiring work was carried out departmentally.
- (4) After inviting tenders order was placed for supply and erection of chlorination treatment plant, costing Rs. 36,540.00, on Messrs Indian Engineering Corporation *vide* S.C.R No 3221 of 19-1-1966. The plant was put into commission and handed over to H.E.'s Department for maintenance in September 1966.
- (5) The approach road to the reservoir from Parel Tank Road was under construction through C.E.'s Department.
- (6) Electric Supply of 153 KWS was obtained at Golanaji Hill Reservoir from the B.E.S.T. Undertaking as sanctioned by the Government of Maharashtra.
- (d) Pali Hill Reservoir.**—(1) The work of reservoir proper was in progress through Messrs. Kusumkant & Co., *vide* S.C.R. No. 1142, dated 5-8-1964. The cost of work done upto 31-3-1967 was Rs. 5,77,361.00 approximately, as against the total cost Rs. 6,79,276.50. The Progress of the work was slow during the year for want of cement. Contractors have claimed extra payment, on account of rise in cost of labour and material and the same was under consideration.

- (2) In view of inadequate working space, the work of construction of quarters was not taken up. It will be done after completion of the reservoir work.
- (3) Messrs. Candy Filters Ltd., were awarded a contract, for supply and erection of chlorination equipment, at the cost of Rs. 35,742.00 plus Sales Tax, General Tax and about 80 per cent. of the work was completed.
- (4) The Government of Maharashtra sanctioned a load of 120 K.Ws. The Electric Supply was obtained from Messrs B.S.E.S. Ltd., after constructing a sub-station structure at Municipal cost. The estimate for the supply was Rs. 13,241.00 and the estimated cost of construction of Sub-station was Rs. 10,900.00.
- (5) The Control room wiring was being carried out departmentally at an estimated cost of Rs. 1,600.00.

**(e) Powai Hill Reservoir (High Level).**—(1) The construction of the High Level Reservoir, started in March 1962, was at a stand-still from June 1965 to November 1966 for want of cement. The contractors had claimed increase for rise in cost of materials and labour. 15 per cent. increase was granted under S.C.R. No 1852 of 5-10-1966.

The cost of the work done so far was approximately Rs. 11,11,185.00 as against total cost of Rs. 22,11,274.00.

An electrical substation was erected in the year 1965-66 at the site of reservoir to meet power requirements. This and other power stations near Powai Office were maintained during the year.

**(f) Powai Low Level Reservoir.**—(1) The tenders were invited with alternative designs and offer of Messrs. Tolani Brothers, consisting of shell walls, flat slab, etc., had been accepted under S.C.R. No. 3 dated 8-4-1964. The work of hill cutting for preparing formation for the reservoir, was completed but the work on reservoir proper could not be taken up for want of cement. The contractors expressed their inability to do the work due to rise in cost of labour and materials and hence the contract was terminated. Tenders will shortly be invited for the reservoir work.

- (2) The work of laying inlet and outlet mains was completed in the year 1964-65.

**(g) Trombay Hill Reservoir.**—(1) This reservoir was to be built on the priority basis, as the Fertilizer Factory, being built up at Trombay by the Government of India, had to be supplied water from this storage. The work of preparing formation was completed earlier and the construction of reservoir was started in November 1963. The work had to be slowed down for want of cement. The cement was obtained from Messrs. Fertilizer Corporation of India and one compartment was completed without roof and was put into commission in 1965-66. The cost of work done upto 31-3-1967 was approximately Rs. 19,17,613.00. The remaining works were in progress. The contractors for this reservoir were also granted 12 per cent. increase on account of rise in cost of material and labour, *vide* S.C.R. No. 2253 of 19-11-1966.

(2) The construction of staff quarters was started on 1-5-1964. The work was completed during the year at the cost of Rs. 1,37,520.00 approximately. The progress was slow as sufficient cement was not available. The Electrical wiring work was carried out departmentally at a total cost of Rs. 3,346.00.

(3) The Contract for purchase and erection of chlorination equipment for this reservoir was given to Messrs. Indian Engineering Corporation at a cost of Rs. 43,350 plus S.T. & C.T. The equipment was supplied by the firm in February 1967. Its erection will start after control room is ready.

(4) The structure of sub-station for receiving electricity from Messrs. Bombay Suburban Electric Supply Ltd., was constructed during the year, at a cost of about Rs. 12,000.00. The B.S.E.S. Ltd. have agreed to give the supply of an estimated cost of Rs. 42,086.00.

**(h) Ghatkopar Hill Reservoir.**—(1) The work of cutting the hill to the required formation was completed 3 years back.

(2) The work of construction of reservoir was started in January 1964 but had to be stopped in June 1964 for want of cement. The work was restarted in November 1966. The cost of work done was approximately Rs. 4,45,125.00. The Contractors Messrs. Gopaladas Vasudeo & Co., had claimed rise in cost of labour and materials, and were granted 16 per cent. increase in the rates, *vide* S.C.R. No. 2021 dated 19-10-1966.

(3) The construction of staff quarters was completed in 1965-66. The electrical wiring was carried out departmentally at a total cost of Rs. 4,453.00.

(4) The work of laying inlet and outlet mains was started in May, 1964 at a cost of Rs. 7,79,240.70. The work was in progress and the cost of work done till 31-3-1967 was approximately Rs. 4,44,051.00. The work of laying 30" dia. outlet, across Central Railway tracks at Ghatkopar, could not be taken up, as the Railway Authorities had not constructed the culvert for crossing the Tracks even though the cost was paid by the Corporation.

(5) The electric supply was obtained from Messrs. Bombay Suburban Electric Supply Co. for staff quarters at a cost of Rs. 1,380.

(i) **Veravali Hill High and Low Level Reservoirs.**—(1) The work of construction of High and Low Level Reservoirs was entrusted to Messrs. Bhupal Construction Co., *vide* S.C.R. No. 3819 of 26-2-1964. The construction of low level reservoir was started on 1-4-1964. The work of preparing formation for the reservoir was completed in 1964-65. The work of construction of reservoir was in progress. As cement was in short supply the progress of work had to be slowed down. Lime was used in the outer portion of side walls, in order to save on cement.

The work of high level reservoir could not be started earlier, as the possession of the land was not received till May 1966.

The formation work was started in June 1966 and completed in February 1967. The construction of reservoir proper was in progress. The contractors were granted 9 per cent. increase in the rates to meet the rise in cost of labour and materials, *vide* S.C.R. No. 2218 of 9-11-1966.

(2) The work of laying inlet main, Jogeshwari outlet and part of Vile-Parle outlet was completed in 1964-65. The work of laying the remaining part of the Vile-Parle outlet was started in January 1965 at a cost of Rs. 7,35,150.27 and was in progress through Messrs. New Great Construction Co. The cost of the work completed by 31-3-1967 was approximately Rs. 6,44,434.00.

(3) The work of construction of Staff quarters could not be started for want of cement till January 1966, although the same was entrusted to Contractors Messrs. Vikram Construction Co., *vide* S.C.R. No. 1182 or 14-8-1964. The cost of the work done till 31-3-1967 was Rs. 1,75,558.00 as against the allotment of Rupees 3,07,237.74. The work was nearing completion. The contractors claimed rise in the rates due to the increase in the cost of labour and materials and the same was under consideration.

(4) Order was placed on Messrs. Bombay Suburban Electric Supply Co., to supply the electric energy at an estimated cost of Rupees 6,777.00 and with a guarantee of minimum consumption of the value of Rs. 4,650.00 per annum. An estimate for wiring of quarters and control room of Veravali was prepared.

(j) **Bhandup Hill Reservoir.**—(1) Alternative designs were called for at the time of inviting tenders. The offer of Messrs. Chattarsingh Motisingh & Co., (*vide* S.C.R. No. 4161 of 18-3-1964) consisting of colcrete walls was accepted at a cost of Rs. 19,22,319.00. The work of preparing formation of work was completed and construction of reservoir proper was started in January 1967. The cost of work done till 31-3-67 was approximately Rs. 8,32,467.00. Claims for higher rates due to the rise in cost of labour and materials were under consideration.

(2) The work of laying inlet and outlet mains was started in April 1965. The work was in progress through Messrs. Shah & Pandya. The cost of work done upto 31-3-1967 was approximately Rs. 4,08,121.00 as against the allotment of Rs. 8,55,427.45. A portion of the outlet could not be laid due to unauthorised hutments along the alignment of the mains.

(3) The tenders for Staff quarters will be invited in due course.

(k) **Fabrication of Steel Pipes and Specials.**—The work of fabricating and supplying pipes and specials required for IIIrd stage of the Master Plan was in progress. The cost of work carried out was about Rs. 8,30,163.00 as against contract amount of Rs. 19,64,634.00. Messrs. Structural Engineering Works Ltd., were the contractors.

(l) **Filteration of Water Supply.**—(1) Model Filter Laboratory at Powai:—

(i) 2' x 2' x 1½" thick Resin bounded porous slab supplied by Messrs. Ashim Filters, was fitted on model filters and tested as under drains.

(ii) Regular analysis were carried out at Powai Laboratory for waters of Dahisar River, Kalu River, Bhatsai River, Ulhas River, Powai Lake, Vehar Lake, Tulsi Lake and Tulsi filter effluent.

(iii) The samples of water from three mains at Powai, *i.e.*, 72" West Tansa main, 72" East Tansa Main and 96" Vaiterna Main were collected and tested regularly, bacteriologically for M.P.N. and for different types of organisms.

(2) **Pilot Filteration Station at Vaitarna.**—All the four pre-treatment units, *viz.*

(i) Candy's Hopper bottom clarifier, 28'-6" x 28'-6" at top, 28'-0" deep.

(ii) Dorr's Hydrotreator of size 22' x 22' x 13' (height).

(iii) Dorr's clarifloculator of size 24' x 24' x 15' (height).

(iv) Paterson's accelerator of size 24' x 24' x 15' (height) and 4 filter beds (2 beds of Candy's Filters of 10'-10" x 9'-11" and 2 beds of Paterson's type of 10'-0" x 11'-0") were put into commission and the following experiments were conducted:—

(a) Determination of the most effective and economical coagulant.

(b) Determination of the optimum loading of pretreatment unit.

(c) Determination of the filter rate.

(d) A study of the feasibility of direct filteration, bye-passing the pre-treatment units.

(e) Determination of corrosiveness of Vaiterna Lake Waters.

The experiments were conducted with both, surface waters and waters drawn from the tunnel at 416 T.H.D. Various readings were properly recorded in log books maintained at site.

Laboratory at Vaiterna continued the routine testing of waters from Pilot Filtration Plant at the various stages of filtration. It continued the detailed Limnological study of Vaiterna Lake. Routine tests were carried out for Bhatsai River Waters, Tansa Lake Waters and Water flowing through Trunk Mains to Jamboli.

(3) *Construction of 20 M.G.D. Vehar Water Treatment Plant.*—The work was awarded to Messrs. Vinay Construction Co. The work was started on 20-12-1966. The cost of work done during the year was Rs. 65,018.00 approximately against allotment of Rs. 13,84,215.00 and was in progress. The excavation for the two clarifiers was completed. Screed concreting for one clarifier was completed. 36" dia. Hume pipe for inlet to one clarifier and 8' dia. C.I. Sludge pipe for both the clarifiers have been brought on site.

(4) *Vaiterna and Upper Vaiterna Water Treatment Plant.*—Tenders for 108 M.G.D. capacity water treatment Plant for Vaiterna Lake Waters at Belnala in the Tansa Catchment area were received and scrutinized.

(m) **Departmental Works at Powai.**—(i) The following works were completed:—

Serial No.	Name of work	Estimated cost
		Rs.
1	Construction of Water Tank with enclosing structure for storing the balls of air valves in M.P. Stores Yard at Powai.	6,019.30
2	Providing M.T. roofing over existing A.C. Sheets roof, over Lab. portion of M.P. Office, Powai.	1,560.00
3	Providing M.T. Roof over existing A.C. Sheet roof over 2 Units Quarters at Marol ...	2,907.00

(ii) The following works were in progress:—

Serial No.	Name of work	Estimated Cost
		Rs.
1	Providing fencing in two stretches around Veravali Hill Reservoir ...	21,120.00
2	Construction of 24 units staff Quarters for Vehar Filtration Plant Staff at Powai ...	3,29,850.20
3	Construction of 8 units staff quarters for Powai Low Level Reservoir staff at Powai ...	89,221.00

(iii) The following works were nearing completion:—

Serial No.	Name of Work	Estimated Cost
		Rs.
1	Construction of 2 Nos. of cement godown in the M.P. Yard at Powai ...	91,425.00
2	Construction of 20 units labour Staff Quarters for Filtration Staff ...	52,207.00
3	White Washing and oil painting to M.P. Structures in charge of Powai Division ...	16,500.00
4	Civil Work in connection with installation of a weigh-bridge at Master Plan Yard, Powai.	19,339.60

(iv) The following work, which was taken up and executed to the extent possible last year was handed over to H.E./A.E. (Vehar Pumping).

Serial No.	Name of work	Estimated Cost	Remarks
		Rs.	
1	Providing approach channel for the Vehar Lake Water to the up-stream Suction Face of the Vehar Emergency Pumping Station at Sonar Channel.	27,745.00	This work was transferred to A. E. (Vehar)/H.E.

(n) **Renovation of Duct.**—The contract for the work of renovating the masonry duct between Tansa and Ghatkopar by laying 72" dia. R.C.C. pipeline, at a total cost of Rs. 1,13,92,211.25 was taken in hand in 1961 and was to be completed in four years, vide S.C.R. No. 2011 of 3rd October 1960. The contract period had to be extended upto 31st May 1967 on account of various difficulties such as shortage of cement, restriction of working period during National Emergency etc. The Contractors Messrs. Structural Engineering Works Ltd. have renovated only 21,974 Rft. of the duct, out of a total length 1,21,670 Rft. upto 31st March 1967.



Action was being taken to terminate the contract due to unsatisfactory progress of the work. The expenditure upto 31st March 1967 was Rs. 37,06,487.43 including Deptt. works which amounted to Rs. 8,99,129.03.

(o) **Land Acquisition.**—The possession of the sites for the construction of proposed service Reservoirs at (1) Golanji Hill, (2) Pali Hill, (3) Veravali Hill (Low level), (4) Trombay Hill, (5) Rawli Hill, (6) Veravali High Level was taken over by the Municipality from the Government land Acquisition Officers and that part possession of Bhandup Hill Reservoir site and possession of Bhandup Filtration Plant site was taken over from the land owners by negotiations. Awards in respect of the sites acquired for Reservoirs at (1) Golanji Hill, (2) Pali Hill, (3) Trombay Hill (4) Rawli Hill (5) Veravali Hill Reservoir (High Level) have been declared by the Government and further proceedings regarding the payment of compensation for the reservoir site at Veravali Hill (Low level) were in progress in consultation with the Government authorities.

(b) Negotiations for transfer of the required areas out of the milk Scheme lands were in progress with the Director, Greater Bombay Milk Scheme.

### PART III

#### DAHISAR RIVER PROJECT

1. (a) **Composite Dam.**—Tender Specifications for constructing a composite Dam were completed and the tenders were invited. In all 6 Tenders were received. While they were under scrutiny, the Government advised the Municipal Corporation to postpone the project for the present. All the tenders were therefore, rejected.

(b) **Diversion of Aarey-Borivali Road.**—For the reasons stated in 1(a) above, the contractors Messrs. Ram and Company, who were awarded the contract for this work were informed not to start the work.

(c) **Experiments at the Central Water and Power Research Station at Khadakwasla.**—The experiments for Nappe and the Downstream protection works with modification suggested by this Department were carried out. Similarly, experiments for the undersluices were also in progress during the year.

The models were inspected by the Executive Engineer (Dahisar) and his assistants. Further experiments had to be suspended as the project was postponed. The Executive Engineer of the Research Station has informed that an expenditure of Rs. 48,618.65 has been incurred on the preparation of models.

(d) **Construction of a Semi permanent Office and Stores Shed.**—A Semi-permanent Office and Stores Shed were under construction during the year and total expenditure incurred upto the end of the year was Rs. 11,000.

2. **Land Acquisition.**—(i) *Govt. Land.*—The possession of Milk Scheme lands admeasuring about A.-736 G.-17-As. 07 required for Dahisar Project and tunnels Project (Driving tunnels between Mulund and Kandivali) have been taken over from the Milk Scheme Department, through the Collector, B. S. D. pending finalisation of occupancy price etc. in due course. The work of enumeration of tree growth on the said area of A.-736 G.-17 As.-07 was completed and steps were being taken to clear the area of the tree growth. Joint survey work by the Government Surveyor was in progress.

(ii) **Private Land.**—About 8 acres of land were acquired from the private parties.

(iii) **Clearing the Tree growth.**—Tenders for clearing the tree growth standing on the land were invited and received. While they were under scrutiny, it was decided to postpone the project. Hence the tenders were rejected.

(3) **Gauging and Rainfall Records.**—The records for hourly rainfall and river-flow were maintained in Monsoon from 1st June 1966 to 31st October 1966.

(4) **Expenditure.**—An expenditure of about Rs. 9,73,000.00 was incurred on the staff both superior and inferior and also on purchase of consumable stores, stationery articles, transport charges, charges for experiments carried out at the Research Station, Khadakwasla and those for services of Geologist, Geological Survey of India.

### PART IV

#### UPPER VAITARNA SCHEME

##### (A) OUTSIDE CITY DIVISION

(a)(i) **Bel Nala-Pachhapur Section** (length about 23 K.m.) Contract for preparing formation for laying 3000 > 2750 mm. dia. main between Bel Nala and Pachhapur was awarded to Messrs. New Asian Construction Co., vide S.C.R. No. 1378 dated 25th August 1965, at a cost of Rs. 1,56,49,840.50 and the work was started on 1st November 1965 and is to be completed in twenty months i.e. by 30th June 1967. Due to difficulties, such as delay in acquisition of land, the progress was slow. The total expenditure booked upto 31st March 1967 was Rs. 37,48,576.01. The work was in progress.

(ii) **Pachhapur Pogaon Section** (Length : 20.8 K.m.)—Contract for preparing formation for laying 2750 mm. dia. pipeline between Pachhapur and Pogaon was awarded to Messrs. Kusumkant & Co. vide S.C.R. No. 896 dated 14th July 1965 at a cost of Rs. 59,56,755.00. The work was started on 8th March 1966 and contract period was 16 months. The progress was slow due to delay in acquisition of land. Expenditure upto 31st March 1967 was Rs. 8,79,738.68. The work was in progress.

(iii) **Pogaon Bhandup Section.**—(Length 24 K.m.)—Contract for preparing formation for laying 2750 mm. > 2500 mm. dia. pipeline between Pogaon and Bhandup was awarded to Messrs. Patel Engineering Co. vide S.C.R. No. 1292 dated 18th August 1965 at a total cost of Rs. 93,21,240.60. The work was started on 20th November 1965. The contract period was 18 months. The progress was slow due to difficulties such as delay in acquisition of land. The total expenditure upto 31st March 1967 was Rs. 14,83,245.88. The work was in progress.

(iv) **Tunnel Across hill at Aghai.**—Tenders for the work were invited and necessary administrative approval to entrust the work to suitable Constructors (Messrs. Hindustan Construction Co. Ltd.) was being obtained. The work was expected to start in the month of May 1967.

(v) **Bridge across the Tansa River near Mohili.**—Tenders for the work were invited and necessary approval of the Standing Committee to entrust the work to the lowest tenderer was being obtained. The work was expected to start in October-November 1967.

(vi) Tenders were invited for the work of:—

(a) Development of yard and Construction of office and Stores buildings, at Agra Road. As the tendered amount was about 70% higher than the estimated cost it was proposed to reject the tenders and reinvite the same.

(b) Tender for construction of Office building at Kapurbawdi were invited.

(vii) The work of fabricating and supplying pipes and specials for Upper Vaitarna Tunnel Project was started in April 1965. The work was in progress. The cost of work done was about Rs. 5,67,790 as against contract amount of Rs. 7,33,068.00 Messrs. Structural Engineering Works Ltd. were the contractors.

(viii) The work of fabricating pipes and specials for Bel-Nala-Pogaon and Mulund-Dharavi section of Upper Vaitarna Project was started in April 1965. The work was in progress. The cost of work done was about Rs. 46,45,777 as against contract amount of Rs. 1,40,30,030.70 Messrs. Structural Engineering Works Ltd. were the Contractors.

(b) **Departmental Works :—**

(i) Works completed during 1966-67.—

Sub-Division	Type of Structure	No. of Units.
Agra Road	Staff Quarters.—	
	Superior 'B' Type	2 Units.
	Inferior 'C' Type	8 Units.
	Temporary labour staff Quarters at Pachhapur	2 Units.
Tansa	School Building	
	Staff Quarters Inferior 'C' Type	8 Units.
	Modification and alterations to the existing workshop for office accommodation.	

(ii) Works started in 1966-67 and in progress:—

Kapurbawdi	Staff Quarters.	
	Inferior Type 'A'	5 Units.
	'B'	4 Units.
Do.	'C'	16 Units.
Agra Road.	Superior Type 'B'	4 Units.
	Inferior Type 'C'	7 Units.
Tansa.	Superior Type 'B'	2 Units.
	Inferior Type 'A'	4 Units.
	Inferior Type 'C'	8 Units.

The construction of two units, superior 'A' type at Agra Road started in 1965-66 could not be completed in 1966-67 due to shortage of building material such as bricks and sand. They were expected to be completed by October, 1967.

### (B) BHANDUP DHARAVI SECTION

(i) Laying 2500 mm. dia. pipeline between Powai Bandra section was started in December, 1965. The work was in progress through Messrs. Concrete Construction Co. The cost of work done was approx. Rs. 3,37,441 as against contract amount of Rs. 57,24,827.10. The work was slowed down partly because permission to lay pipeline in Aerodrome area and along Express Highway was not received.

(ii) Sanction of Standing Committee was received for awarding contract of laying 2500 mm. dia. pipe line in Bhandup Powai and Bandra Dharavi Sections to Messrs. S. V. Shah at a cost of Rs. 34,79,460 vide S. C. R. No. 4087 dated 21-3-1967. The work will be started in October 1967 i.e. after monsoon.

(iii) Survey of alternate site for Trombay Hill Reservoir was in progress.

(iv) The Draft Tender for Veravali Hill Reservoir was under preparation.

(v) The Draft Tender for Bhandup Hill Reservoir was under preparation.

**(C) MULUND—KANDIVALI TUNNEL AND PIPELINE SECTION****(1) Driving of Tunnels :—**

(i) The work of driving of tunnels between Mulund and Kandivali was entrusted to Messrs. Patel Engineering Co. Ltd., at a total cost of Rs. 1,19,16,270.88 (*vide* S.C.R. No. 3288 dated 28th January 1963). The work was started on 1-3-1963 and was to be completed within 18 months' time. The above estimate was based on the assumption that the tunnels will mostly pass through massive basalt formation and thus will not require cement concrete lining except at places of poor rock formation. Subsequently, it was revealed that the tunnels pass through highly weathered, jointed and fissured basalt and agglomerate formation which necessitated provision of 12" thick reinforced cement concrete lining for the entire length of tunnels. The cost of the work was therefore, revised to Rs. 1,82,55,210.52 (*vide* S.C.R. No. 1476 dated 1-9-1965).

(ii) *Excavation*.—Excavation of both tunnels aggregating to a total length of 19,060 ft. was completed by the end of last year.

(iii) **Reinforced Cement Concrete Lining 1 : 2 : 4**.—The concrete lining was done in two stages, First the invert and the curb and then the side and the arch.

(a) **Invert and Curb**.—About 1000 Rft. of Tunnel No. 2 were concreted during the year. With this, invert and curb concrete of both the tunnels was completed.

(b) **Side and Arch**.—About 2100 Rft. of Tunnel No. 1 and about 6500 Rft. of Tunnel No. T2 were concreted during the year.

(iv) **Grouting**.—Contact grouting of Tunnel No. 1 was completed. Deep grouting of the same tunnel was done for a length of 4,000 ft.

(v) **Time Schedule**.—The work was behind the schedule due to (a) non-availability of land in the beginning, (b) non-availability of cement in adequate quantity for concrete lining and (c) rock-falls in tunnels due to weak strata and considerable sub-soil and seepage water met with during excavation.

(vi) **Cost of the work**.—The cost of the work done during the year was Rs. 31,08,972.73 without supervision charges.

**(2) Laying of 96" dia. > 48" dia. and 36" dia. > 24" dia. pipe Line :****(a) Laying of 96" dia. > 48" dia. M. S. Pipe line :**

The work of laying 96" dia. M. S. Pipe line at Tunnel faces and in between Tunnel face and 48" dia. M. S. Pipe Line beyond tunnel face at Kandivali upto Western Express Highway was entrusted to Messrs. New Asian Construction Co. *vide* S. C. R. No. No. 3918 dated 4-3-1964.

The total cost of the work was Rs. 17,76,070.00 exclusive of Supervision.

The work of laying 96" dia. M. S. Pipe line was started on 8-4-1964 and was still in progress. The work was delayed entirely on account of lack of organisation on the part of Contractors.

The work of laying 48" dia. M. S. Pipe Line between face at Kandivali and Western Express Highway was started on 10-10-1965. Pipe Line was laid under-ground. The total cost of both these works done upto of 31-3-1967 was Rs. 8,34,459.55 exclusive of Supervision Charges. The total cost of laying the 96" 48" pipes during the year was Rs. 2,79,445.16 exclusive of Supervision charges.

**(b) Laying of 36" dia. > 24" dia. C. I. Pipe Line :—**

The work of laying 36" dia. > 24" dia. C. I. Pipe Line was entrusted to Messrs. Vinay Construction Company at a total cost of Rs. 8,00,200.00. The work was started on 20-10-1964. The lead required for jointing C. I. Pipes was not freely available in the market as a result of which the progress of the work suffered.

Experiments were, therefore, carried out on mineral lead compound proposed to be used as jointing materials (to be substituted for pig lead). The substitute, on test, was found satisfactory. Accordingly, further work was carried out by using Mineral Lead as jointing material.

Cost of the work done upto 31-3-1967 exclusive of Supervision charges was Rs. 4,87,961.47. The cost of the work done during the year was Rs. 2,33,035.13 exclusive of Supervision charges.

(3) **Construction of Chlorination House at Mulund**.—The work was entrusted to Messrs. S. W. Mungale *vide* S. C. R. No. 127 of 23-4-1966 and the work was started on 28-10-1966. The cost of the work done upto 31-3-1967 was Rs. 10,293.17. The work was delayed entirely due to lack of organisation on the part of the Contractors.

(4) **Kandivali Hill Reservoir**.—Tenders for this work were invited with tenderer's design. The tender of Messrs. Bhupal Construction Co. for a design consisting of coffered walls and R.C. Roof slab and costing Rs. 16,69,325.00 exclusive of Supervision Charges was accepted *vide* S. C. R. No. 1354 of 24-8-1966. The work was started on 29-12-1966. The work of preparing formation was in progress. The progress was slow, as during excavation peculiar type of strata having large boulders mixed with earth were met with. Cost of the work done upto 31-3-1967 was approximately Rs. 1,55,000.

**(D) LAND ACQUISITION**

1. For laying the 2750 mm. dia. welded mild steel pipe line from Bel Nalla to Mulund, 445 acres of private land, 35 acres of Government land and 161 acres of Forest Land is required.

2. The private land admeasuring A.-445 C.-14Aa.-14 under acquisition is from different 45 villages of Bhiwandi, Shahapur and Thana Talukas. 45 Proposals were forwarded to the Special Land Acquisition Officer

Supplementary proposal for small pockets left out were also submitted to the Government. Notification under Section 4 of the L. A. Act was published in respect of 42 cases and notification under section 6 of the L. A. Act in respect of 32 cases and the declaration of award was awaited in respect of all these cases. Possession of Private land admeasuring A.-96 G.-18 As.-12 was obtained through Special Land Acquisition Officer and that of A.-279 G.-02 As.-12 area was taken privately from the land owners.

3. The service of the Special Land Acquisition Officer and this allied staff have been continued as the land acquisition work was still not completed.

4. The land acquisition proceedings in respect of reservoirs at Malad was in progress with Special Land Acquisition Officer (8). The possession of Milk Scheme lands of the Borivali Reservoir has been taken over from Collector, B. S. D. pending settlement of transfer proceedings in due course.

5. The proceedings for acquisition of private lands for about 50 Acres required for tunnels project were in progress with Special Land Acquisition Officer (8) and were nearing the award stage. The advance possession of lands was taken over from the respective land-lords pending acquisition proceedings in due course, on usual terms and conditions.

A site for a reservoir, for Trombay area, near Polychem Ltd. was surrendered to Atomic Energy Establishment as the same was required by Government for defence purposes. An alternative site was being obtained from the Atomic Energy Establishment. Another site near Ezzo Nagar was selected and preliminaries regarding the same were in progress.

6. **Laying 108" dia. water main from Mulund to Bhandup.**—About 20 Acres of private land was proposed to be acquired for this purpose. Proposals for the same were forwarded to the Government. The acquisition proceedings were started by the Special Land Acquisition Officer (8).

## PART V

### BHATSAI AND KALU RIVER SCHEMES

#### (A) BHATSAI RIVER SCHEME

The preliminary survey and allied works which were started in May 1964, were in progress and were completed during the year under report. In view of the non-availability of foreign exchange from Central Government free resources, use of pre-stressed Concrete Pipes was considered and accordingly enquiries were made and it revealed that these pipes can be economically manufactured indigenously and will reduce foreign exchange component considerably. For making the use of pre-stressed Concrete Pipes for the entire length from dam site to Bombay, another suitable alignment was surveyed. Consequently, sites for Camp Colony, Filtration Plant and Factory for manufacture of pre-stressed Concrete Pipes were required to be investigated. These works were in progress as detailed below:—

#### I.—SURVEY WORK:—

(i) Alternative alignment (No. II) for laying 2500 mm. dia. twin Pre-stressed Concrete Pipes from Dam site to Kapurbavdi with one pipe upto Chembur and another upto Bhandup was surveyed in detail for a total length of about 64 Kms. and the Longitudinal section was plotted.

(ii) Detailed cross sections along this alternative alignment were also taken and the plotting work for the same was in progress from dam site to Yewai for a length of about 40 Kms.

(iii) Contour survey for Filtration Site near Vadapa Hill on the above alignment was completed.

(iv) Contour Plan for the proposed camp site at Vasind, at a distance of about 22 kms. from dam site and abutting on Bombay Agra Road was completed.

(v) Work of fixing of center-line stones along the alignment from Dam site to Yewai was completed.

**II.—Camp Colony:**—A comprehensive proposal for the construction of a full-fledged camp Colony with 104 staff quarters office building, dispensary, garage, community hall etc with electricity, water supply and drainage arrangements, was prepared and the same was approved by the Corporation under Corporation Resolution No. 1544 dated 16th January 1967 and was ready for invitation of tenders. Cost of this work as per office estimate was Rs. 21.70 lakhs.

**III.—Project Report.**—Detailed report on conveyance and distribution system for the entire project was prepared. Total estimated cost of the project was Rs. 67.2 crores with the use of pre-stressed Concrete Pipes and including the cost of construction of Dam. This report along with the detailed drawings was submitted in the month of January 1967 to the State Government.

**IV.—Land Acquisition.**—Detailed plans for the acquisition of land for the pipeline along the alignment No. II was prepared. Proposal for acquiring about 25 acres of land for Camp Colony at Vasind was submitted to the Forest Department of State Government. Proposal for acquisition of land required for camp site were under preparation.

**V.—Office Accommodation.**—A temporary shed admeasuring about 200 Sft. was constructed for dispensary, during the year under report.

**VI.—Test Bore Work.**—Work for the soil investigation by taking bores along the tunnel alignment (alignment No. I) was completed in all respects and the Superintending Geologist of Geological Survey of India has already inspected the cores. His impression was that in general, strata met with was satisfactory for driving tunnel. His detailed report was awaited.

**VII.—Gauging Work.**—River and rain gauging was continued at the proposed dam site near Sajivali Village during the monsoon of 1966. This was accompanied by rain gauging at Vashala (a village in the Bhat Sai Catchment).

**VIII.—Water Samples.**—Water Samples were collected from time to time during monsoon and tested at Vaitarna laboratory for ascertaining the quality of water.

**IX.—General.**—A three-man appraisal team from World Bank inspected various sites, in connection with the Project, in the month of January 1967. Further investigations were being made by the consultants, Messrs. Binnie & Partners (India) Ltd. appointed for the purposes, by the State Government. The preliminary report from these consultants was awaited. The question as to whether this project should be implemented by the Municipal Corporation or by a Specially appointed statutory authority is yet to be decided.

### (B) UPPER KALU RIVER SCHEME

1. Tenders for the soil investigations of the dam site and along the tunnel alignment were prepared. The work was, however, kept in abeyance, since this scheme was not likely to be implemented till 1975.

2. The river and rain gauging works were continued during the monsoon at the proposed dam site. The work of gauging the river at two places near Khapri Village and rain gauging at two places, i.e. at Dam site near Village Khapri and in the catchment area near Village Moroshi was carried out during the year under report.

### PART VI

#### ULHAS RIVER SCHEME

1. This scheme consists of Pumping about 20 million gallons of raw water per day from Ulhas River near existing Mohone Weir at Kalyan into a 1200 mm. dia. rising steel main upto a water treatment plant near Pogaon and again pumping treated water into the existing trunk main system at Pogaon.

2 **Fabrication of Pipes.**—The work of fabricating 1200 mm. d'a. pipes and specials was entrusted to Messrs. The Indian Hume Pipe Co. Ltd., at a total cost of Rs. 7,62,996 (*vide* S.C.R. No. 3794 of 23rd February 1966). The Company started the work on 10th March 1966 and the same was nearing completion at the end of the year.

3. **Laying of Pipes.**—The pipe laying work between Mohone Weir and Pogaon, covering 13.2 Kilometers was divided into three sections *viz* (i) Mohone Weir to Pandavbandh, (ii) North of Pandavbandh to Chaudarpada and (iii) Chaudarpada to Pogaon. The works of laying of pipeline in these three sections were entrusted to three different contractors *viz*. (i) Messrs. Kusumkant & Co., (ii) Messrs. New Great Construction Co. and (iii) Messrs. C. M. Shah respectively, at the cost of Rs. 10,70,979.00 Rs. 11,94,742.50 and Rs. 11,14,159.20 *vide* S.C.R. Nos. 4253 of 25th March 1966, 4097 of 16th March 1966 and 4103 of 16th March 1966 respectively.

Messrs. Kusumkant & Co. started the work on 25th April 1966 and the same was nearing completion at the end of the year. Messrs. New Great Construction Co. started the work on 5th April 1966 and completed the same on 8th March 1967 and Messrs. C. M. Shah started the work on 29th March 1966 and the same was in progress.

4. **Construction of Intake Channel with Pump House at Mohone Weir.**—This work was entrusted to Messrs. Patel Engineering Co. Ltd. at a total cost of Rs. 12,96,000 including supervision and contingencies (*vide* S.C.R. No. 155 of 20th April 1966). 20 M.G.P.D. capacity pumps with adequate stand byes were installed. The pump house size was constructed to allow for duplication, in future. The Contractors started the work on 15th June 1966 and the same was nearing completion at the end of the year.

5. **Bridge across Kalu River.**—The work of construction of a bridge across Kalu River, for carrying 1200 mm. dia. pipeline, was entrusted to Messrs. The Hindustan Construction Co. Ltd. at a total cost of Rs. 26,88,949.67 (*vide* S.C.R. No. 155 of 20th April 1966). They were also entrusted with the ancillary works, such as (i) laying of pipeline on bridge portion, (ii) construction of anchor blocks, thrust blocks etc. Messrs. The Hindustan Construction Co. Ltd., started the work on 1st May 1966 and the same was nearing completion at the end of the year.

6. **Filtration Plant at Pogaon.**—The work of construction of 20 M.G.D. Capacity Treatment Plant was entrusted to Messrs. Candy Filters (India) Pvt. Ltd. at a total cost of Rs. 21,23,178.75 (*vide* S.C.R. No. 1054 of 20th July 1966). They commenced the work on 11th August 1966. About 60 per cent of the work was completed by them at the end of the year.

7. **Purchase of Pump and Erection thereof.**—The pumps required for this Scheme were purchased from Messrs. Voltas Ltd. at a total cost of Rs. 10,77,840.00 *vide* S.C.R. No. 4244 of 25th March 1966. They supplied the pumps on 30th March 1967. The work of erection of pumps at Mohone and Pogaon Pump houses has also been entrusted to them, at a total cost of Rs. 6,24,865.15. They have commenced the work on 10th February 1967 and the same was nearing completion at the end of the year.

8. **Construction of Pump House at Pogaon, approach road to Filtration Plant, staff quarters, Office, stores at Kalyan Bhiwandi Bridge.**—This work was originally entrusted to Messrs. ACE Construction Co. Ltd. *vide* S.C.R. No. 547 of 27th May 1966. However, as the contractors could not show any progress, the contract was terminated and the firm was blacklisted. The work was there after entrusted to Messrs. Vikram Construction Co., at a total cost of Rs. 11,23,720.00 *vide* S.C.R. No. 1954 of 12th October 1966. They commenced the work on 21st November 1966 and have completed the construction of the pump house at Pogaon.

9. **Construction of permanent staff quarters at Mohone & Pogaon.**—This work was entrusted to Messrs. Steel & Roof Construction Corporation at a total cost of Rs. 8,97,099.00 (*vide* S.C.R. No. 4026 of 21st March 1967) and the work will be started in the first week of April 1967.

10. **Purchase of appurtenances.**—The appurtenances, such as sluice valves, air valves, concussion relief valves etc. were purchased from Messrs. Larsen & Toubro at a total cost of Rs. 1,19,808.73 *vide* S.C.R. No. 447 of 11th May 1966.

11. **Fabricating pipes and specials.**—The work of fabricating pipes and specials for Ulhas Work was entrusted to Messrs. Indian Hume Pipe Co. Ltd. *vide* S.C.R. No. 3794 of 23rd February 1966. The work was in progress during the year.

12. **Land Acquisition.**—The private lands admeasuring about 67 Acres of land from different 11 villages of Kalyan and Bhiwandi Talukas of Thana District has already been requisitioned under the Defence of India Act, 1962, for the period of 5 years, on payment of rental compensation and the same has been utilised for the purpose of laying pipe line, construction of Filtration Plant etc. The question of fixing rental compensation for the aforesaid land was under the consideration of Special Land Acquisition Officer, Upper Vaitara Scheme, Thana. As this land admeasuring 67 Acres would be required permanently, the proposals for acquiring the same were being processed.

As regards the transfer of Government land under Revenue and Forest Department, the transfer proceedings were in progress with the Government authorities.

## PART VII

### MULUND PUMPING SCHEME

The Scheme to provide a pumping Station at Mulund Anchor Block was found to be not feasible on account of some technical difficulties. Investigations for alternate schemes to boost up pressures in trunk mains were carried out. Necessary proposal in this connection was formulated for submission to the Works Committee (City) and the Corporation for their sanction.

## PART VIII

### GARGAI AND POSHIR RIVER PROJECTS

**Introductory.**—In the meeting held on 11th October 1966 of the Water Committee appointed by the Government of Maharashtra, it was decided that the Municipal Corporation of Greater Bombay should undertake the field surveys in the basins of the Rivers Poshir (a tributary of Ulhas) and Garagai with a view to stabilise the supplies received from 1) Ulhas River and 2) Upper Vaitarna Project, respectively. Accordingly the Works Committee (City) under their resolution No. 383 of 6th January 1967 sanctioned a block estimate amounting to Rs. 1,37,500 for preliminary survey work.

The Poshir River Scheme consists of Constructing a dam near village Kalamb, in Karjat Taluka of Kolaba District to supply about 40 to 60 M.G.P.D. The water is to be let out into the river so that it will feed the pumps at Mohone weir (Ulhas River Scheme). This will ensure a steady and increased supply for pumps against 20 M.G.P.D. promised by the State Government.

The Gargai River Scheme consists of constructing a dam near village Ogda, in Vada Taluka of Thana District, to supply about 60 M.G.P.D. on 95 per cent. reliability. This is to be connected by a tunnel to Vaitarna lake. The Upper Vaitarna Scheme is designed to give 120 M.G.P.D. on 75 per cent. reliability or 60 M.G.P.D. on 95 per cent. reliability. The Gargai will thus stabilise Upper Vaitarna to give a combined supply of 120 M.G.P.D. on 95 per cent. reliability.

A Camp was established at Neral for carrying out survey work in Poshir catchment and the other relevant data was collected. Accommodation at Vada was being secured for Gargai Camp.

The Government of Maharashtra, informed by end of January 1967 that the schemes be dropped. The survey work was suspended immediately.

## PART IX

### MISCELLANEOUS WORKS

#### (a) Laying 1400 mm. dia. Main Round the Race Course

(1) Work of extending 1400 mm. dia. pipe line from Haines Road junction to Clerk Road was entrusted to Messrs. Concrete Construction Co., *vide* S.C.R. No. 1454 of 1st September 1965. The work was started in October 1965 and was in progress. The cost of the work done upto 31st March 1967 was Rs. 2,86,302.00 approx. against contract amount of Rs. 4,90,239.25.

#### (b) Strengthening the Powai Masonry Dam

Tenders were invited for the work of investigation of masonry dam at Powai. The work was entrusted to Messrs. Cementation Co. *vide* S.C.R. No. 4368 of 30th March 1966.

The work was completed during the year under review.

#### (c) Replacing Pipe Line between Bandra & Dharavi

The draft tender specification for fabrication and laying for replacement of two, 57" dia. existing pipe lines between Bandra and Dharavi by Two 1800 mm. dia. pipe line were prepared and sent to C.A./M.C. for approval to invite tenders.

#### (d) Steel Plates and Bars

Steel Plates and reinforcement bars required for the various works were purchased in advance, in view of their scarcity, so that the work may not suffer.

In order to facilitate issue of M. S. Bars etc. from Powai Stores, lorry weighing machine was purchased and erected at Powai during the year under review.

**(e) Enlargement work between Gundavli and Kasheli**

Contract for this work was awarded to Messrs. Structural Engineering Works Ltd. at a cost of Rs. 17,45,167.17 vide S.C.R. No. 1214 of 14th August 1964. The work was started on 17th October 1964 and the contract period has been extended to 31st May 1967 on account of difficulties such as shortage of cement etc. The total expenditure incurred upto 31st March 1967 was Rs. 11,46,885.79.

Departmental works such as construction of Anchor Blocks etc. estimated to cost Rs. 3,85,271.00 were in progress. Expenditure booked upto 31st March 1967 was Rs. 2,45,099.

**(f) Additional tunnel between Vaitarna and Tansa**

It has been decided to provide an additional tunnel between Vaitarna and Tansa, more or less, parallel to the existing tunnel and detailed plans and estimates for preliminary works and block estimates for the main work totally estimated at Rs. 3,96,00,000.00 were being put up for administrative approval.

Tenders for taking trial bores for determining the nature of under-ground strata were prepared.

**(g) Laying 108" dia all welded steel diversion Main between Gundovali and Kapurbawdi**

Plans and estimates for Rs. 3,05,57,580.00 for laying a 108" dia. all welded steel diversion steel main, from Gundovali Anchor Block to meet the Kalher face of the undercreek tunnel across Bessein Creek and from Kolshet end of the tunnel upto Kapurbawdi Anchor Block, were prepared and were being sent for necessary administrative approval.

**(h) Miscellaneous work at Bel Nalla and Tansa**

Detailed estimates for carrying out remedial measures at Bel Nalla for better operation and maintenance amounting to Rs. 1,63,430.00 was approved under W.C.R. No. 167 dated 13th October 1965 and that for providing masonry wall over the south abutment of the Tansa Dam and raising the footbridge over Tansa Spill way amounting to Rs. 1,53,645 was approved under W.C.R. 57 of 24th June 1966.

Tenders for the works were prepared after investigations and collection of necessary data during the year under review.

**(i) Repairs to Atgon Tansa and Tansa Bel Nalla Road**

The Works Committee (City) during their visit to Tansa and Vaitarna on 16th July 1966 had noticed the deteriorated condition of this road and had recommended that repairs to the same be immediately carried out. Necessary survey, collection of data, investigations for repairs to the road was carried out during the year and estimates were being prepared for submitting the same to the Works Committee and the Corporation for their approval.

**(j) Maintenance of Tools & Plants**

Tools and Plants consisting of a motor trolley, 1 Loco, 2 Welding plants (diesel), 3 concrete mixers, one lime unit, 2 vibrators, one weigh batcher, 4 compressors were maintained in running condition.

A workshop with lathe, a transformer welding set and gas welding and cutting set and a grinder was maintained for machining and fabricating works of miscellaneous departmental jobs connected with reservoirs such as repairs of valves, fabrication of level recorder panels, fabrication of walk way etc.

New purchases, comprising of exhaust fan, a stationery compressor for the workshop, gas welding and cutting equipment and electrical energy meters were made by inviting sealed tenders and quotations.

A 30,000 K. gm. weighbridge type lorry weighing machine was purchased from Messrs. Avery & Co. at a total cost of Rs. 38,775 plus taxes and erected.

The work of foundation, cabin and road etc, for the same was done departmentally.

Float level recorders and level indicator pannels were erected at Golanji Hill Reservoir.

S. S. MANKAR,  
Dy. Project Engineer,

# CITY ENGINEER'S DEPARTMENT

1. There was no occasion to invoke provisions of Bombay Municipal Servant's Act 1890.

## I—PLANNING

2. This Branch is divided into three sections. One section deals with proposals in connection with Building works, layout of slum clearance schemes and the areas to be developed, housing in Greater Bombay etc. The second section deals with proposals for Sub-ways and over bridges. The third section deals with proposals in respect of drains, sewers and other miscellaneous Engineering projects.

### I—(A) Planning (Architectural)

During the year under report, this section prepared plans and estimates in connection with different Building works (and housing in Greater Bombay) as summarised below :—

Particulars	General Building works in (City)	Housing in Greater Bombay
(i) Contract Plans ... ..	...	...
(ii) Cloth Tracings ... ..	50	41
(iii) Paper Tracings ... ..	223	74
(iv) Blue Print Copies ... ..	5,844	1,172
(v) Block Estimate ... ..	6	Nil.
(vi) Total amount of Block Estimate ... ..	Rs. 36,39,850	Nil.
(vii) Detailed Plans estimates completed in all respects (as shown below)	29	17
(viii) Total amount of detailed estimates ... ..	Rs. 88,12,432	Rs. 62,20,161
(ix) Draft tenders ... ..	9	16
(x) Detailed estimates in hand ... ..	18	5 Nos
(xi) Total, approximate cost of detailed estimates in hand ... ..	Rs. 1,07,66,000	Rs. 18,00,000

Particulars of detailed Plans and Estimates, completed in all respects as mentioned above :—

Particulars	No. of estimates	Estimated cost  Rs.
(a) Schools (Permanent) ... ..	3	14,67,000
Schools (Temporary) ... ..	Nil.	Nil.
(b) Centralised Ward Offices ... ..	1	10,83,000
(c) Markets ... ..	3	4,34,318
(d) Hospitals, Maternity Homes and Dispensaries ... ..	5	15,13,564
(e) Miscellaneous ... ..	17	43,14,550
	29	88,12,432

### I. (B) Planning (Bridges)

Particulars	Works (City)
(i) Contract plans ... ..	Nil.
(ii) Cloth tracings ... ..	Nil.
(iii) Paper tracings ... ..	14
(iv) Blue print copies ... ..	120
(v) Block estimates ... ..	5
(vi) Total amount of block estimates ... ..	Rs. 69,00,000
(vii) Detailed Plans estimates completed in all respects (as shown below)	3 Nos.
(viii) Total amount of detailed estimates ... ..	Rs. 36,83,276
(ix) Draft tenders ... ..	3 Nos.
(x) Detailed estimates in hand ... ..	4 Nos.
(xi) Total approximate cost of detailed estimates in hand ... ..	Rs. 4,84,000
(xii) Scrutiny of plans received from :—	
(a) Railways ... ..	4 Nos.
(b) Private parties ... ..	Nil.
(xiii) Scrutiny of estimates received from Railways ... ..	4



Particulars of detailed plans and estimates completed in all respects as mentioned above.

Particulars		
	No. of estimates	Estimated Cost
		Rs.
(a) Bridges	3	36,83,276
(b) Miscellaneous...	Nil.	Nil.
Total	3	36,83,276

### I (C) Planning (General) Sewers and Storm Water Drains

The abstract of works done during the year is as follows:—

Particulars	City
(1) Paper Tracings	125
(2) Cloth Tracings	31
(3) Contract Plans	52
(4) Blue Print Copies	2,019
(5) New Estimates	
(6) Revised Estimates	
	Rs. 1,12,03,844.

### I—(D) Planning (Electrical)

Particulars	No. of estimates	Estimated cost
		Rs.
(a) Schools (permanant) ...	9	2,35,925
Schools (Temporary) ...	Nil.	Nil.
(b) Centralised Ward Offices	3	2,75,498
(c) Markets	4	64,446
(d) Hospitals, Dispensaries & Maternity Homes, Nurses Quarters, Medical College	20	18,33,291
(e) Housing	17	10,68,489
(f) Cemetary	Nil.	Nil.
(g) Gardens	1	1,27,045
(h) Miscellaneous	12	2,11,941
(i) Electrical lifts	11	14,41,051
(j) Air conditioning Plants	44	27,07,511
(k) Miscellaneous, Plant & Machinery	4	5,40,063
	125	85,05,260

### I—(E) Planning Housing in Greater Bombay

Housing Proposals	12	47,48,041
Miscellaneous	5	14,72,120
	17	62,20,161

### I—(F) Special Technical Unit

The Executive Engineer (Vigilance) is in charge of the Vigilance Branch attached to M. C.'s office and he is assisted by Two Asstt. Engineers and two Sub. Engineers in the working of this unit. He continues to discharge multifarious duties including rendering guidance to the staff in Technical and establishment matters, scrutiny of technical staff proposals, surprise checks on construction works in progress to determine if the work is being executed as per design and specifications and for exercising control on workmanship, investigating various complaints of a serious nature connected with Engineering branch received from public, etc. The department also functions as a co-ordinating agency of the work of different units of Engineering section, assisting the administration in matters where policy revision, etc., is involved, overall supervision and checking over the normal working of different branches and Ward Offices, co-ordinating the different wings of the Municipal administration for implementing the decisions of Statutory Committees and the Municipal Commissioner.

The Vigilance branch assists the Municipal Commissioner in all technical matters and maintains the minutes of the M.C.'s rounds. In addition this branch assists the Municipal Commissioner in arranging Co-ordinating meetings of all officers in the Municipal Corporation and maintains minutes of such meetings. The Department has plans to organise itself and vigorously pursue implementation of Development Plan in particular co-ordination of various branches of the Corporation by arranging Review Co-ordination meeting for progressive execution of various works earmarked for public purposes in the Development Plan of Greater Bombay.

### I—(G) Slaughter House Project at Deonar

During the year under report, two contracts (one with Australian firm Messrs. W. J. Powell Overseers Pvt. Ltd., for the supply of foreign contents and the second with Messrs. Steel Plant Pvt. Ltd., for indigeneous contents) amounting to Rs. 98,05,441.00 were executed for the supply and erection of Machinery and Electrical Equipment for the Slaughter House. The contract period is fixed at twenty months from the date of signing the contracts i.e. from 6-1-1967.

As per the terms of the aforesaid contract, the Corporation is required to construct buildings to house the Machinery. Accordingly, detailed plans and estimates for the civil works based on the sketch plans submitted by the Australian firm are being prepared and the work of construction of two buildings for (i) sheep and Goat and (ii) Pig Slaughter Houses, has been entrusted to Messrs. Rajpuria Construction Corporation at a total cost of Rs. 19,93,800. Preparation of detailed plans and estimates for other works is in progress.

### I—(H) Slum—Clearance

This branch is mainly concerned with the following functions.

1. Preliminary survey of Slum Areas, declaration of slum areas as 'Clearance Areas' making of 'Clearance orders' and 'Compulsory Acquisition Orders' under the provision of section 354R of the B.M.C. Act.
2. Acquisition of Slum properties falling under the clearance areas, rehabilitation of slum dwellers and demolition of the buildings in the clearance areas.
3. Formation of schemes for the development of clearance areas, with financial assistance from the Govt. under the Govt. of India's Slum Clearance Scheme.

The progress of various works under the slum Clearance schemes during the year under report was as under :—

#### A—Clearance of Private Slums.

Name of the Clearance area.	Progress.
(1) Clearance area of Dhobi Chawls.	No progress was made by the owner during the year under report to develop the property in response to the clearance order served on him. Negotiations for amicable settlement between the owner and the tenants were in progress, but to no effect.
(2) Clearance area, 'Hirvi Chawls' Arthur Road, Tardeo.	It was not possible during the year under report to get the acquired property vacated for demolition as the tenants insisted upon alternative accommodations in the same area.
(3) Clearance area-Gora Gandhi and Ganjawala Chawls, Arthur Road, Tardeo.	The compulsory Acquisition order No. 12 was confirmed by the State Govt. and published in the Govt. Gazette and Local news papers on 3-11-1966. The order became operative from 15-12-1966. The state Govt. was thereafter requested on 1-3-1967 to appoint a Special Officer to start acquisition proceedings and the same was awaited.
(4) Papnaswadi at Gowalia Tank Road.	A proposal to grant authority to the M.C. to acquire the properties by a 'Compulsory Acquisition Order' was referred back to the M. C. by the Improvement Committee under their Resolution No. 98 of 19-7-1966 for reconsideration and further report in the light of discussion that took place in the meeting. A suggestion was received from the owner to allow them to develop the property and the same was under consideration.
(5) Swastic Garage Gowalia Tank Road.	Improvements Committee under their Resolution No. 97 of 19-7-1966 authorized M.C. to make Compulsory Acquisition Order. However as it was noticed that there was some variation in the C. S. Nos. of the areas a revised proposal was submitted to the Corporation for approval.
(6) C.S. No. 1/653 Forjet Street.	Improvements Committee under their Resolution No. 800 of 5-7-1966 have authorised M.C. to make a 'Compulsory Acquisition Order' to acquire the area. Accordingly a compulsory acquisition order No. 13 was made by M.C. and served on the owners primarily liable to pay the property taxes, inviting their objections if any. A notice was also published in the Govt. Gazette and local news papers on 19-1-1967. The objections received are under scrutiny.
(7) Sarkari Tabela, Jagannath Shankar Seth Road.	Improvements Committee under their Resolution No. 88 of 5-7-1966 have authorised M.C. to make 'Compulsory Acquisition Order' to acquire the land comprised in the area. Accordingly a C. A. O. No.—12 was made by the M. C. on 23-11-1966 and the same was published in Government Gazette and local news papers on 22-12-1966. Notices were also served on the owners primarily liable to pay the property taxes, inviting their objection if any. The objections received were scrutinised and a proposal requesting approval of the Improvements Committee and the Corporation was submitted. The approval of the Corporation to the Compulsory Acquisition Order was awaited.

Name of the Clearance area	Progress
(8) Kamathipura Sector M-1.	... The area is partially developed. The area could not be completely cleared during the year under report as an injunction was brought by one of the tenants of the building.
(9) Kamathipura Sector B-1,	... No progress was made during the year under report to clear the area completely as no alternative accommodations were available to shift the non-residential structures.
(10) Kamathipura Sector B-2.	... After completing the procedure under the Slum Clearance Scheme the possession of the area was received on 11-6-1966. One of the buildings was demolished as the same was in dangerous condition. The shifting of tenants was in progress.
(11) Kamathipura Sector C-1, D-1, N-1 and G-2,	After the Compulsory acquisition order was confirmed by the State Govt. The Collector of Bombay was requested to start acquisition proceedings so as to hand over the possession of the area to the Corporation. Possession of the area was awaited.
(12) Match Factory Lane, Kurla.	... Possession of the area was received on 21-10-1966. The work of making Inventory of tenants was in progress.
(13) Jawahar Nagar, Khar, Sector 'F'.	The notice of making of a 'Compulsory Acquisition Order' was published in the Govt. Gazette and local news papers on 2-6-1966 and copies of the same were served on the owners primarily liable to pay the property taxes inviting their objections if any. The objections received are under scrutiny. As some of the area falling in the clearance area belongs to the Collector of Bombay and General Excise Deptt. reference were made to them to hand over the land to the Corporation and their replies were awaited.

*B.—Municipal Slums*

No. of slums declared and development completed so far	No. of slums under clearance and re-development in stages as on 31-3-1967
13	5

*C.—Tenements under Government of India Subsidised Slum Clearance Area*

No. of tenements sanctioned till 31-3-1967	No. of tenements completed during the year	Total No. of tenements completed up to 31-3-1967	No. of new tenements started during the year	Total No. of tenements in progress on 31-3-1967
6516	...	3875	1188	1232

*D.—Financial Assistance from Government under subsidised Slum Clearance Scheme*

Loan and Subsidy received from the Government

**A.—Loan**

Previously received	...	...	...	Rs. 93,20,980
Received during the year under the report	...	...	...	11,73,869
		Total	...	1,04,94,849

**B.—Subsidy**

Previously received	...	...	...	1,13,34,382
Received during the year under report	...	...	...	15,86,839
		Total	...	1,29,21,221

*E.—Slum Clearance Programme—Submitted to the Government.*

Six projects of total outlay of Rs. 116,688 lakhs based on the revised ceiling cost of Rs. 6,600 per tenement envisaging construction of 1768 tenements in Greater Bombay were sent to the Government for sanction for

being executed under the Government of India's subsidised Slum Clearance Scheme and the same has been received during the year under report. The progress of the work in respect of the above tenements is as under:—

(1)	120	Tenements completed during the year under report.
(2)	700	Tenements in progress during the year under report.
(3)	508	Work of these tenements is not taken up for various reasons during the year under report.

1328

### I (1) Municipal Materials Testing Laboratory

The Municipal Testing Laboratory carries out the work of testing of bricks and cement for the Corporation, Government Bodies and Private Parties.

The following statements shows the Nos. of various samples tested in the Municipal Testing Laboratory at Worli during the year 1966-67 and the total cost thereof actually recovered on account of testing these materials for Departmental works, Government works, etc.

#### Statement No. 1 Nos. of samples tested :—

Particulars of samples	NUMBERS OF SAMPLES ACTUALLY TESTED			
	For Dept. Works	For Govt. Works	For Private Works	Total
(1) Concrete	4609	2957	3011	10577
(2) Bricks	565	15	35	615
(3) Cement	72	3	62	137

#### Statement No. 2—Cost recovered on account of Testing.

Samples Tested	COST OF TESTING (ACTUALLY RECOVERED)			
	Deptl. Works	Govt. Works	Private Works	Total
	Rs.	Rs.	Rs.	Rs.
(1) Concrete	4,158	9,980	21,060	35,198
(2) Bricks	3,616	96	224	3,936
(3) Cement	4,820	75	5,380	10,275
(4) Hire charges	2,133	...	...	2,133
<b>Total</b>	<b>14,727</b>	<b>10,151</b>	<b>26,664</b>	<b>51,542</b>

(Rupees Fifty one thousand, five hundred and forty two only).

## II.—CONSTRUCTION BRANCH

### (A) Building Construction

This Branch supervises the work of building Construction after award of contracts by Planning and Design Branch.

*Building Construction activities during the year are given below:—*

	COMPLETED WORKS		WORKS IN PROGRESS	
	Nos.	Total cost	Nos.	Total cost
		Rs. P.		Rs. P.
(1) Building other than Housing—				
(a) City	19	1,35,40,610.00	19	3,52,65,846.00
(b) Suburbs and Extended Suburbs	18	36,93,861.00	22	1,45,37,270.00
(2) Housing—				
(a) City	8	40,10,926.58	9	3,53,08,446.00
(b) Suburbs and Extended Suburbs	11	81,15,708.00	15	1,58,96,245.00

Following major works were in progress during the year :—

Serial No.		Estimated cost
(A) Buildings other than Housing		
		Rs. P.
1	Construction of wholesale-cum-retail Market at Palton Road ... ..	87,25,000.00
2	Construction of school building at Matunga Labour Camp Dharavi ... ..	12,57,657.00
3	Laying out Sion Hill Fort as recreational centre ... ..	14,24,183.00
4	Construction of a building for dispensary and Maternity home at Kamathipura ... ..	14,10,824.00
5	Construction of Hospital building in the compound of B. Y. L. Nair Hospital at A. L. Nair Road ... ..	83,27,135.00
6	Construction of building No.3 and Extension to Building No. 1 with diet kitchen Block at L. T. M. Hospital Sion ... ..	49,34,046.00
7	Construction of additional wings to Gynaecological ward for midwifery and special beds, etc., with R. M. O.'s Quarters at K. E. M. Hospital... ..	15,70,800.00
8	Providing Pile foundation for the proposed Dental College at Dr. A.L. Nair Road ... ..	4,06,603.00
9	Construction of 50 beds General Hospital at Tulsi Bau, Mandapeshwar Road, Borivali ... ..	19,80,312.00
10	Construction of swimming Pool on Tank site at M. G. Road, Kandivali... ..	11,31,257.00
11	Construction of swimming Pool on plot No. 195 T. P. Scheme III Ghatkopar ... ..	11,07,107.00
12	Construction of 250 bedded Hospital at Juhu Development Scheme Vile Parle ... ..	28,84,927.00
13	Construction of Western approach to proposed overbridge at Andheri... ..	10,80,651.00
14	Construction of Eastern approach to the proposed overbridge at Andheri ... ..	10,45,536.00
(B) Housing other than Housing under Slum Clearance Scheme with Govt. Aid.		
1	Construction of 240 tenements at Haji Ali Park ... ..	77,82,079.00
2	Construction of 144 tenements and 11 shops at Arthur Road ... ..	10,42,830.00
3	Construction of 47 bldgs. in Block 'A' Dharavi ... ..	75,62,489.00
4	Construction of 358 tenements for Municipal Staff and Councillors at Worli ... ..	76,55,826.00
5	Construction of 20 tenements at T.P. line road and 40 tenements at C.S. 1125 Mahim Division ... ..	5,92,190.00
6	Construction of 384 tenements at Deonar ... ..	24,17,020.00
7	Construction of 1232 tenements at Deonar ... ..	1,11,36,914.00
8	Construction of 300 tenements and 150 acqa privies at S. No. 263 Malavani, Malad in Sector 'A' ... ..	17,69,663.00
(C) Housing under Slum Clearance Scheme with Government Aid.		
1	Construction of 372 tenements and 8 shops at Rawli Camp, Sion ... ..	} 98,81,693.00
2	Construction of 328 tenements and 12 shops at Rawli Camp, Sion ... ..	

Activities on school building works are as follows :—

	WORKS COMPLETED		WORKS IN PROGRESS	
	Nos.	Cost	Nos.	Cost
		Rs. P.		Rs. P.
City ... ..	9	35,51,364.00	6	51,76,299.00
Suburbs and Extended Suburbs ... ..	5	8,59,581.00	11	1,59,61,450.00

The work of cutting and filling in the Deonar Slaughter House site was in progress. Statement showing the works completed and works in progress, Appendix No. 1.

### II—(B) Road Construction Branch (City)

This branch is in charge of the work of (i) preparing plans and estimates of Resurfacing of existing roads, construction of New Roads, Widening of roads and Improving private Streets, (ii) invitation of Tenders and awarding contracts of road works (iii) Supervision of road works and (iv) invitation of tenders in respect of supply of Road metals, Quarry materials, Bitumen etc. During this year this branch has completed the work of (I) Resurfacing 6 roads (ii) Construction of new roads at 9 sites and (iii) widening 6 roads as shown in the appendix No. 2 Resurfacing works include (I) removal and resurfacing of Tram Tracks on the abandoned routes (II) Cleaning the grouted roads with Asphaltic Concrete and (III) providing new asphalt carpet by removing old asphalt crust. A number of roads in the City were widened in order to meet the growing traffic demands. The work of constructing new roads in Town Planning Schemes Mahim, Dharavis development Scheme, Raoli Camp, Hornby Vellard Estate, Scheme of 6 Sion etc. was carried out.

At present the works of resurfacing 5 roads, constructing new roads at 7 sites and widening 4 roads are in progress which are shown in Appendix No. 3. The work of Construction of approaches to Kennedy Bridge which is being widened is also in progress.

The expenditure incurred during the year is as shown below :—

(1) Road Resurfacing Works in Asphaltic Concrete ... ..	Rs. 30,70,423
(2) Construction of New Roads ... ..	79,91,327
(3) Road Widening ... ..	31,08,215
TOTAL ... ..	1,41,69,965

## 11—(C) Construction of Sewer S.W. drains and Sewage Purification Works. (City)

The progress of Works on Sewers and S. W. drains is as under :—

Sr. No.	PARTICULARS.	Through Contractors.
<i>Sewers.</i>		
(1)	Total length of sewers and S. S. mains of various sizes laid	... 19,812 Rft.
(2)	Total No. of manholes provided on sewers.	... 320 Nos.
(3)	Total No. of ventshafts provided on sewers	... 25 Nos.
(4)	Cost incurred on laying the sewers and S. S. Mains	...
<i>Sewers Water Drains.</i>		
(1)	Total length of S. W. drain laid ...	... 30,963 Rft.
(2)	Total No. of manholes provided on the drain ...	... 310 Nos.
(3)	Total No. of ventshafts provided on S. W. drains ...	... 30 Nos.
(4)	Total No. of Water entrances provided on S.W. drains ...	... 300 Nos.
(5)	Cost incurred on S. W. drains	...

Appendix 4 & 5th show Drainage works completed and those in progress.

### Pumping Station and Purification Works.

#### I.—Providing sewerage arrangements for B. B. R. Blocks 3 to 6.

Due to change in the site of pumping station according to the new layout plans the estimate for pumping station includ the sewers are being revised. The correspondence with the Government for sharing the cost of this work is also in progress.

#### II.—Dadar Purification Works.

The work of construction of Digestion Tank, Gas holder etc. was in progress.

#### III.—Dharavi Purification Works.

The work of supply and installation of mechanical and electrical equipment, for giving primary treatment to 45.46 megalitre of of sewage (10 MGD), per day was in progress. Preperation of detailed estimate for the Civil Works was in progress.

#### IV.—Puping station at Salt Pan land was nearing completion.

#### V.—Desilting work of the S. W. Drains.

(1) From Erskine Road and Falkland Road to the North of Mahalakshmi Race Course (2) From Textile Mill culvert upto Cleaveland Bunder (3) in T.P. Line Road from Lady Hardinge Road Level Cross up to Mori Road and cutting on open channel in Mahim, Creek in continuation thereof to Mahim River was in progress.

#### VI.—Covering to open drainage cahnnel from Elphinstone Road to Textile Mill Culvert was also in progres.

## III—MAINTENANCE OF BUILDINGS & ROADS

### A—Municipal and Ex-Trust Properties

Total number of building and other properties in Greater Bombay during the year ending 31st March 1967, was—13712

The work of maintenance is classified under three major heads (1) Normal Repairs (2) Special Repairs and (3) New works. Normal Repairs include works of monsoon repairs, Special Repairs cover the works which are likely to increase the life of buildings or structures whereas the works of additions and alterations to the buildings as also those of providing additional amenities fall under the category of New work.

For the purpose of giving contract works for annual repairs etc. the city was divided into 10 divisions. The contractors and the rates quoted were as shown below ( Prevailing for the period from 1st October 1966 to 30th September 1967).

Sr. No.	Division.	Name of the contractors.	Particulars.
1	A1 & A2 Wards	...Messrs. Structon Builders	...29.5% above the rates specified in the schedule.
2	B Ward	...Messrs. Maharashtra Construction Co.	...27% "
3	C1 & C2 Wards	...Shri R. K. Madhani	...29% "
4	D1 & D2 Wards	...	...25% "
5	E1 & E2 Wards	...Messrs. M. J. Parikh	...32% "
6	E2 Ward	...Shri R. K. Madhani	...27% "
7	F1 & F2 Wards	...Messrs. Structon Builders	...22.5% "
8	F3 & F4 Wards	...Messrs. Dotchand Kallaji	...35% "
9	G1 & G2	...	...27% "
10	G3 & G4 Wards	...Messrs. Krishna Constructions	...35.72% "

Repairs to school buildings under Budget 'E' were also carried out at a total expenditure of Rs. 2,25,084.53 work orders amounting to 31,18,702 were issued to the Petty works contractors for all the Divisions.

### III.—B—Roads and Footpaths

The total length of the roads in the city at the close of the year was 939.19 Km. as on 31-3-67.

An amount of Rs 9,75,383 was spent on repairs to potholes on carriageway during the year and the total cost inclusive of general overhead charges and Miscellaneous charges amounted Rs. 11,01,630. 1,27,817 sq. yds. of different types of road surfaces were improved departmentally during the year as detailed below :—

Mode of Improvemnet.						Area in Sq. yds.
(1) Sheet Asphalt	...	...	...	...	...	3,552
(2) Chip on Asphalt Roads	...	...	...	...	...	50,979
(3) Semi grouting	...	...	...	...	...	55,750
(4) Surfacedressing	...	...	...	...	...	54,976
(5) Asphalt concrete	...	...	...	...	...	7,560
						1,72,817

As usual an amount of Rs. 2,13,342 was paid to the Bombay Port Trust for cleaning and repairing the Port Trust wharves and roads.

### III.—C—Miscellaneous Works in connection with Roads and footpath

(a) *Road watering*.—No roads and footpaths were watered at suitable intervals during the dry season.

(b) *Street Name Boards*.—The existing street name boards were repaired and maintained at a cost of Rs. 21,303.

(c) *Maintenance of Public Monuments*.—All the statues were periodically cleaned and maintained at a total cost of Rs. 3,374.

(d) *Widening of Roads consequent upon the acquisition of setback*.—The cost of adding to the roads the setback lands acquire in different parts of the city inclusive of the cost of incidental works such as shifting tram poles, electric cables, etc. amounted to Rs. 1,12,028 for 21,149 Sq. yds. added.

(e) *Benches*.—383 benches on roads and footpaths were maintained.

(f) 3,380 sq. ft. of guard railings were maintained during the year.

### III.—D—Road Rollers

During the year there were 30 road rollers out of which 23 diesel driven, 5 steam driven, and 2 petrol driven.

### III.—E—Permits

(a) *Opening of Roads and footpaths*.—During the year 4781 permits were issued for excavation in roads and footpaths. The cost of reinstatement of disturbed surface was charged to the respective permits holders and the trenches were repaired at a total cost of Rs. 20,99,309. The total amount of road opening fees recovered was Rs. 2,555.

(b) *Occupation of roads and footpaths*.—Action under section 322(b) of the B.M.C. Act was taken to prevent the unauthorised occupation of roads and footpaths by dumping building materials 109 notices were issued for contravening the provisions of the Act. Fees were also recovered for the use of roads for stacking materials and putting up scaffoldings. The total amount collected under this head was Rs. 9876 from 497 permit holders. In addition, 484 permits were also issued for occupation of roads for erecting mundops, placing chairs and benches etc. and the total amount realised there from was Rs. 13,771. Permission for new 27 bus shelters on roads and footpaths was granted.

### III (F) ASPHALT PLANT AND CRUSHERS

The work of Asphaltting footpaths as approved by the Corporation was continued during the year and footpaths of roads covering an area of 21,209 Sq. Yds. were asphalted at a cost of Rs. 57,053.07.

#### I.—Asphalt Plant and Crushers

(a) The Municipal hot mix plant at Worli was in operation throughout the year except during the monsoon from 11-7-1966 to 19-10-1966. The pegson plant worked for taking out Asphalt ship mixture and cold materials required to fill in the pot holes in the City and Suburbs. The labourers for running the asphalt plant were engaged by the Contractor.

(b) The total area 2,28,231 Sq. Yards (Exclusive of potholes area of 13,286 Sq. Yds.) of roads and footpaths was repaired and renewed during the year as against 247,0908 Sq. Yds. repaired and renewed during the previous year.

(c) Different roads admeasuring 3,552 Sq. Yds. were repaired with 3" asphalt.

(d) Capital roads admeasuring 50,979 Sq. Yds. were repaired by Grit Coats or chip coats. The seal coating has also been done on miscellaneous roads measuring about 9541 Sq. Yds.

(e) During the year under report the roads renewed with 3" Asphalt admeasuring Nil Sq. Yds. were carried departments.

(f) Footpath covering an area of 21,209 Sq. Yds. were asphalted with seal coat.

### Hot Mix asphalt Plant

The hot mix plant worked for 275 days and remained closed for 90 days on account of rainy season, Sundays, Holidays and break down of Plant.

The rates adopted for booking the expenditure for different mode of construction were the same as per previous year.

The total expenditure for renewing the road surface, the cost of which was chargeable to repair grant amounted to Rs. 47,725.44.

The area of 1,10,175 Sq. Yds. was repaired by providing 3/4 Asphalt Premix carpet on grouted roads. 2386 Tests were carried out in the Asphalt Plant Laboratory on different Asphalt mixtures. The total no. of boxes turned out by the main plant and pegson plant were 34041 and 7548 boxes respectively.

### Crushers at Worli and Sewri

There are four crushers and one Granulator at Worli and three crushers at Sewri. On an average two crushers at Worli and two crushers at Sewri worked.

The total out put of crushers during the year was 2569 brass as against 3248 brass during the previous year. The work of crushing the rubble stones at both the crushers was carried out by departmental labour. Rubble at Worli and Sewri was obtained through the contractors. In addition to this, setts excavated from roads were received and crushed at Worli. The value of stock at hand at the end of the year was Rs. 30,320 at Worli Crushers and 4,002 at Sewri Crushers.

Sewri Crushers were closed down from 5-11-1966.

### III—G.—PUBLIC STREET LIGHTING

Total number of lamps (Gas and Electric) at the end of the year was 16,987 as against the previous years' 15,304.

The details and different types of lamps are as shown below :—

#### Gas lamps with candle power varying from 70 to 600.

Hexagonal	Littleton	Rochester	Traffic Directional	Total
54	3562	260	38	3914

#### Electric lamps with candle power varying from 75 to 1335.

Tungston Filament	Mercury vapour	Fluorescent	Total
7290	3918	1865	13073

Grand total of gas and electric lamps 16987. Besides 16 policemen's spotlights, and 12 lamps at Railway Foot over bridges at Chowpatty, Byculla and Dadar were maintained by this department.

The following statement shows the candle power of lamps, energy consumed and the total expenditure incurred on account of maintenance during the year under report.

Type of lighting	Candle power	Total Consumption during the year	Expenditure of lighting	
Gas	...	14,95,000	19,27,88,547 Cft. or 54,59,154.73 Cu. m.	11,75,000
Electric	...	37,22,805	96,60,928 Kwh.	36,25,000

Additional expenditure was incurred on the following items :—

- (i) Erection of new lamps.
- (ii) Repairs and maintenance.
- (iii) Works of improvement in Street Lighting.

As usual Rs. 30,044 were paid to the Bombay Port Trust on account of lighting charging and roads in their charges by adjustment against the amount due from them in respect of General Tax for the year under report.

The work of lighting and maintenance of Street lamps was done through Messrs. Bombay Gas Co. Ltd. for gas lights and the Bombay Electricity Supply and Transport Undertaking for Electrical lights.

The statues of late Pherozshah Mehta at Boribunder late Vithalbhai Patel and Lokmanya Tilak at Chowpatty, Dr. Ambedkar Statue at Band stand, Chhatrapati Shivaji Statue at Shivaji Park, Dadar and Hutatma Smarak at Flora Fountain were floodlit with electric lights throughout the year.



The lights on the following 7 roads were improved with H. P. M. V. lamps under All-in-Hire rate-Scheme.

- (1) Harvey Road between Nana Chowk and Chowpatti.
- (2) Lamington Road between Bellasis Road and Souter Street.
- (3) Kamathipura Area.
- (4) Wadala Road Junction.
- (5) Sewree Wadala Road No. 30.
- (6) Bhalerao Marg off Queens Road.
- (7) D. N. Road off Times of India.

The lights on the following 22 roads were improved with Fluorescent lamps under All-in-hire rate-scheme.

- (1) Sion Road No. 3.
- (2) Sion Road No. 3-A.
- (3) Sion Circle.
- (4) Walkeshwar Road.
- (5) Approach Road South and of Victoria Bridge.
- (6) Gokhale Road.
- (7) Cadell Road.
- (8) Ridge Road.
- (9) Gibbs Road.
- (10) Chowpatty Sea Face.
- (11) Veer Nariman Road between Marine Drive and Fountain.
- (12) Approach Road to Garden at Maharshi Karve Road.
- (13) Gowalia Tank Road between Nana Chowk and Gowalia Tank Maidan.
- (14) Rampart Row.
- (15) Sewree Wadala Road No. 23, between Road No. 15 and 37-A.
- (16) Sewree Wadala Road No. 16.
- (17) Nesbit Road.
- (18) Bhulabhai Road.
- (19) Ballard Road.
- (20) Keshvji Naik Road.
- (21) 60' Road off B. G. Kher Road behind Worli Dairy.
- (22) Dongree Street.

The following 11 roads were improved Electric lights.

- (1) Rafi Ahmed Kidwai Road.
- (2) Ibrahim Merchnat Road.
- (3) Sitladevi Temple Road, (East).
- (4) Bomla Chor Lane.
- (5) Gola Cross Lane.
- (6) Jame Jamshed Road.
- (7) Hansaji Tank Street.
- (8) Mosque lane between Robert Road and Colaba Road.
- (9) Chandanwadi off Princess Street.
- (10) Bhandari Street.
- (11) Colaba Causeway.

New lamps were provided on the following 13 roads during the year.

- (1) Passage off Warden Road.
- (2) Road leading to Nariman Point.
- (3) Moghal Lane Mahim.
- (4) Passage leading Makarand Society and Woollen Mill Lane.
- (5) Bhaskar Bhau Lane.
- (6) Passage leading to plot No. 153 B off S. K. Bole Road.
- (7) Passage leading to Worli Bus terminus. (Worli Cemetery Road).
- (8) Steps between Hughes Road and Gibbs Road.
- (9) Warden Road.
- (10) Mahaswami Road, opp. Nawroji Hill Road.
- (11) Sion Road No. 29, Extension near Sion Fort.
- (12) Dharavi Road.
- (13) Mahim T. P. III.

Programme to conversion of gas lamps into electric lamps was also continued. Gas lights in different wards were converted as per following self explanatory table.

Ward.	No. of Gas lamps.	Replaced and put in commission,		
		Electric T. F.	Electric T.F. & H. P.M.V. lamps under All in hire rate Scheme.	Total of Cols. 3 & 4.
1	2	3	4	5
A	463	146	270	416
B	257	125	161	286
C	263	201	95	296
D	394	392	79	471
E	424	486	31	517
G	323	161	217	378
<b>TOTAL</b>	<b>2,128</b>	<b>1,511</b>	<b>853</b>	<b>2,364</b>

Following 3 junctions were provided with Traffic Directional Electric Lights during the year.

- (i) Junction of Prabhadevi Road, N. M. Joshi Marg and Elphinstone Road.
- (ii) Junction of Victoria Overbridge and Nessent Road.
- (iii) Maulana Shoukatali and Raja Rammohanrai Road Junction.

Providing and fixing R. C. C. Guard railing in the City and Suburbs.

- |  |      |           |
|--|------|-----------|
| (1) Parel Junction   | ...  | 1087 Rft. |
| (2) Near Khar Rly. Station   |      | 619 "     |
| (3) Junction of Victoria Road and Love Lane with Dr. Babasaheb Ambedkar Road | 1286 | "         |

The new traffic islands channelising and Refuse islands and central dividers have been constructed during the year under report at the following intersections :—

### III. H.—TRAFFIC

#### Central Dividers

- (1) Central Divider on Babulnath Road.
- (2) Central divider along Shahid Bhagatsingh Road from Reserve Bank to Ballard Road.
- (3) Central Divider along Dr. Bhamkar Marg.
- (4) Central divider along Strand Road, opp. Taj Mahal Road.
- (5) Central divider along Jamshedji Jeejeebhoy Road from J. J. Hospital to Byculla Bridge.

#### Traffic Islands

- (1) Veer Nariman Road near Horniman Circle.
- (2) Bhattia Baug, V. T. Junction.
- (3) Chaupatti Band Stand.
- (4) Traffic Island at the junctions of Shahid Bhagatsingh Road and Bank Street.
- (5) Do, Shahid Bhagatsingh Road junction, Apollo Street.
- (6) In front of Byculla Rly. Station.
- (7) Raja Ram Mohan Roy Road junc. Maharshi Karve Road.
- (8) Thakurdwar Road junc. Maharshi Karve Road.

#### Refuse Islands

- (1) Raja Ram Mohan Roy Road junc. Grant Road.
- (2) Thakurdwar Road Junc. Jagannath Shankersett Road.
- (3) Strand Road junc. Arminston Road & Novroji Ferdoji Road.

#### Traffic Signals

Traffic signals have been installed and put into commission at :—

- (1) At junction of Lamington Road and Grant Road.
- (2) At junction of Netaji Subhash Road and Veer Nariman Road.
- (3) Falkland Bridget and Lamington Road.
- (4) Charni Road and Queens Road junction.
- (5) Thakurdwar and Queens Road Junction.

#### Traffic Improvements and remodelling of Layouts

Traffic Improvements and remodelling of layouts were undertaken at the following locations.

- (1) Foras Road junction.
- (2) Byculla Bridge opp. Byculla Fire Brigade station.

**Parking.**—By remodelling and constructing new traffic islands additional parking facility was provided.

- (1) Bhattia Baug, V. T. junction.
- (2) Shahid Bhagatsingh Road junction, Apollo Street.
- (3) Dr. Dadabhai N. Road junction, Bruce Street.

**Overbridges.**—Princess Street overbridge.  
The work is in progress.

**Road Markings.**—Plastic studs were used in demarcating traffic lanes, pedestrian crossing and parking lots were demarcated as usual during the year under report.

#### Security Measures

Construction of compound walls at :—

(a) **Dharavi Purification Plant.**—Tenders as reported in the last report could not be invited due to alignment in the regular road line. The estimates have been modified and the tenders on revised basis will be invited during the monsoon of 1967 and the work taken in hand in the fair season.

(b) **Malunga Pumping Station :—**

(2) **Industrial security scheme.** Verification of character particulars of the employees engaged in the Municipal installations are got examined through C. I. D. Police who has now informed that they will verify the character, etc. of personal on installations pertaining to water works and drainage departments only. The matter is under the scrutiny of O. S. D.

(3) **Preparation of Civil Defence operational paper plans on—**  
Repairs and Demolitions and maintenance of essential services were finalised and submitted to Government of Maharashtra last year. But nothing further has been heard from the Government in this respect to

## ROAD EXCAVATION PERMITS

Opening of roads and footpaths in the City and Suburbs.

During the year 3221 permits were issued for excavation in roads and footpaths.

The work of issuing road Excavation permits in respect of old roads and footpaths has been transferred to respective ward offices with effect from 1st November 1966.

### III.—I. IMPROVEMENT OF PRIVATE STREETS

Private Street section was in charge of Dy. City Engineer (Roads). New action under Section 305 and 377 (1-A) of the B. M. C. Act was not taken during the year under report in view of C. R. No. 1297 of 10-1-1963.

The details of actions for the improvement of private streets at three localities in the city reported to be in progress during the last year are given in Appendix No. 6.

Government passages were not taken over for improvement and maintenance during the year under report.

The improvement work of the two private streets shown in appendix No. 7 is in progress. The underground drainage work of both the streets are completed and road surfacing work will be started after monsoon. Both the streets are improved at the cost of the frontagers without resorting to action under section 305 of the Act.

Action under Section 305 of the Act is proposed to be taken against the frontagers of the two private streets (1) private streets in Tokersey Jivraj Adda and (2) private streets in Sunderjee Liladhar wadi.

Notices under section 305 of the B. M. C. Act were issued against the frontagers of the two private streets (1) private street joining Vithalbai Patel Road and Kakad wadi and (2) private street off Bhulabhai Desai Road leading to Dhakleshwar temple. But the prosecution for non-compliance of requisition was held up in view of C. R. No. 1297 of 10-1-1963. Improvement work of both the streets was carried out under the provisions of section 489 of the B. M. C. Act and expenses thereof will be recovered from the frontagers.

#### Improvement of passages in private holding

The work of improvement of passages in private holding was not undertaken during the year under report.

Recoveries in respect of improvement of private streets including deposit sinterests, etc. from the frontagers of the streets for the works carried out in the past and proposed to be carried out amounted to Rs. 13,981.66 during the year under report as against Rs. 45,511.61 during previous year. Recoveries were affected during the last two years as new actions under section 305 and 377 (1-A) of the B. M. C. Act were not started in view of C. R. No. 1297 of 10-1-1963.

No occasion arose to take action under section 494 of the Act for declaring the expenses incurred by the Corporation as improvement expenses.

New references under section 503 of the Act were not filed during the year under report.

Out of fourteen revision applications reported to had been referred back by the High Court to the Small Causes Court, five were dismissed by the Small Causes Court, three were decided in favour of the B. M. C. and four are pending in the Small Causes Court and one reference was rejected by the High Court as shown in the appendix No. 8.

Notices declaring the intention of the Corporation to improve the street at Municipal cost and then treat it as public street, reported to had been put up in respect of two private streets (1) private street around Banganga Tank, Walkeshwar and (2) private steel off Arthur Bunder Road near Strand Cinema Colaba were partially improved. Both these streets will be treated as public after complete improvement.

Private street off Sophia Collegee lane, Bhulabhai Desai Road was declared public under section 306 of the B. M. C. Act with effect from 8-7-1966.

M. C. had approved priority list of 14 private streets in different wards in city limits as shown in Appendix No. 9 Notices declaring the intention of the Corporation to improve these streets at Municipal cost and then treat them as public will be put at site and if the owners of the street do not raise any objection then the streets will be improved at Municipal cost.

### IV—MAINTENANCE OF DRAINS AND SEWERS

The work consists of (1) cleansing and maintenance of all under ground sewers and storm water drains and open channels. (2) Making street connections of the drainage system of properties to sewers and storm water drains.

*Common house drains in private properties*—The work of systematic cleanings of common house drains and pipe sewers in private properties is as detailed in the table below :—

	Length cleaned in miles.	Silt removed in tons.
(1) House drains	900.73	12,731.11
(2) Pipe sewers	130.68	4,260.05

Repairs to manholes and gratings of water entrances :—  
The table below shown the details of the work done.

	Total No.	Total Cost.
(1) Repairs to manholes	47	3638
(2) Replacement of gratings	1822	33848
(3) Removal of vents hafts	...	...

*Street connections.*—During the year 107 street connections of the building were made to sewers.

*Requisitions in respect of house drains.*—4299 requisitions under various sections of the Act were issued against house owner's for rectifying drainage defects.

*Desilting of main sewers.*—A total lengths of 2523 miles of main sewers was cleaned by dragging scrapers either manually or with the help of o.k. champion machine and 28764 tons of silt was removed therefrom.

The total length of pipe sewers cleaned was 411.84 miles, and the total silt removed was 7368.68 tons.

*Subvention scheme.*—The progress made on subvention scheme in the city is detailed below :—

Privies in private buildings :—

- (a) No of privies converted into W.C. (from 1-4-1966 to 31-3-1967.) 3 Nos. of privy seats.  
(b) For number of privies work is still in progress. 30 Nos. of privy seats.  
(c) Fresh Notices issued 32 Nos. of privy seats.

Privies in Municipal buildings:—

- (a) Estimates prepared for connecting cesspools of 25 Nos. of privy seats.  
Nos. of seats (the work is nearly completed now)  
(b) Direct drainage connections after dismantling the existing septic tanks for A.L. Home Wadala. 2 Nos. of septic tank with about 25 privy seats.

*General comments.*—Total rain fall as recorded was 57,450 millimeters. Cleansing work was carried out at the Biological installation at Banganga at a total cost of Rs. 5 000. 385 chokes were removed by the mobile ganges. Special gangs were also detailed for prevention of or abating the flooding nuisance in the city).

#### V.—PRIVATE BUILDINGS CONSTRUCTIONS (CITY)

*Buildings proposals.*—1369 Proposals were received during the year. Out of these 581 were under section 337 of the Bombay Municipal Corporation Act. for erection of new buildings and 788 were under section 342 of the said Act for additions and alterations to the existing buildings. The corresponding figures of the proposals under section 337 and 342 of the Bombay Municipal Corporation for the previous year were 724 and 802 respectively.

*New Buildings.*—The position of residential tenements constructed by different agencies (other than Municipal) is as under :—

Agencies.	No. of proposals.
(1) Private enterprise	94
(b) Co-operative Societies	21
(c) Employers for their employees	...

The number of proposals for non-residential buildings by private enterprise is 109.

*Building Collapses.*—97 buildings or portions thereof collapsed during the year as against 130 building during the previous year. 68 persons were injured and 11 were killed as a result of these collapses. The estimated damage to property was Rs. 3,49,490.

*Actions under relevant sections of the Municipal Act.*—10372 notices were issued during the year under different section of the Bombay Municipal Corporation Act. 5871 were complied during the year and 4501 were still pending compliance at the close of the year.

*Repairs to Buildings.*—During the year 2737 notices under section 354 of the Act were issued against the house owners, out of which 1035 were complied with and 150, were pending at the close of the year.

*Removal of unsafe buildings.*—298 unsafe buildings or portions were removed departmentally under section 489 of the Act as against 219 removed in the previous year. The following table shows the comparative figures for the two years.

	1965-66	1966-67.
(1) No. of departmentally action taken	219	298
(2) Expenditure incurred	54,155.74	63,887
(3) Irrecoverable expenditure	Nil.	23

### Authorities granted under section 499 of the Act.

Authorities to carry out repairs were granted to tenants under section 499 of the Act in respect of 144 buildings as against 130 buildings during the previous year. 2214 tenants as against 2115 during the previous year took advantage of the same.

*Removal of unauthorised works.*—Sanction for the removal of unauthorised structures was obtained in Nill cases during the year.

*Complaints from the public.*—17,841 complaints were received from the public during the year as against 16,652 during the previous year. Out of these 14,396 complaints were looked into and disposed of at the close of the year.

*Technical Unit.*—During the year special technical officer continued to scrutinise the structural designs (both R.C.C. and R.S.) submitted by Architects or structural Engineers for the erection of new Buildings and for the additions and alterations in the city of Bombay. He also inspected the work of buildings periodically.

He also inspected buildings in Bombay in referred to him by other departments, and offered his remarks as regards structural stability or soundness.

*House Numbering.*—The work of assigning numbers to the newly constructed properties and fixing number plates was continued. Re-numbering of properties in 'D' and 'E' wards was completed.

## VI.—MECHANICAL BRANCH

### Municipal Workshop

During the year under review the Municipal Workshop received 3371 fresh Jobs. Total number of Jobs completed during the course of the year was 2872. The total expenditure on the departmental works amounted to Rs. 6,88,080 as against Rs. 7,53,627 in the previous year. The upkeep and overhead charges amounted to Rs. 1,45,603 which works out to 21.16 percent incurred on labour and stores.

This year 100 rectangular dust bins were manufactured in the boiler shop. These bins were prepared by using old asphalt drums. These bins were kept on road side, for collection of refuse. Similarly M-S. handcarts and wheel barrows were fabricated for the use of various Municipal Departments.

In the Carpentry shops.—besides day to day maintenance and repair works, various types of articles were manufactured such as workmen's benches for the transport department, wooden racks for printing press, hand carts for road department, wheel barrows for conservancy branch. The work of 50 Nos. of dunlopillo cushions seat chairs and 8 Nos. of sunmica top dining tables, required by K. E. M. Hospitals was nearly in the final stage of completion. For education department sample furniture articles like sunmica top table, veneer cup-boards, notice-board, book-trolley, book shelf unit, newspaper stand, chairs, etc., were prepared in the Carpentry shop.

In the paint shop various jobs of painting were carried out including painting of transport vehicles handcarts, steel furniture, shopital furniture and wooden boards for schools and hospital, etc.

### Municipal Foundry

During the year under report the cupolas and pit furnaces worked regularly.

The rates for the different types of castings were sanctioned by the Municipal Commissioner for the year 1966-67 depending upon the cost of raw materials and labour cost as the foundry is working on Suspense Account basis.

The total output during the year along with the sanctioned rates for the castings amounted to Rs. 2,84,284.37.

Many intricate and special type of castings, ferrous and non-ferrous were manufactured in this year like. pump castings, Impellers, nozzles, special impellers for A.E. Head Works Vaitrana and other castings required for all the pumping stations and purification works.

Similarly castings required for H. E.'s department like, O. P. boxes, S. T. large boxes, eccentric couplings bracket, etc. were manufactured, Aluminium Hydraulic couplings were manufactured as required by Road Roller section with other castings.

Special type C. I. frame for Dhapa required by F/N Ward and C. I. gratings for Municipal Power Laundry were also manufactured.

The castings required by the various departments including cast iron circular manholes heavy type (as per new design suggested by the Productivity Council) and other drainage castings were also manufactured in the Municipal Foundry.

The quality and soundness of product was also up to the mark.

The rates compared favourably with those in the local market.

### Design Section

This section carried out the work of preparing estimates for all types of Mechanical works of this department. This section prepares drawings, blue prints, specifications for machinery, furniture and other

mechanical equipments for various departments, invites tenders and sealed quotations for all types of mechanical jobs. The following important items were carried out during the year under report:—

- (1) Specifications, estimates and drawings, etc. of furniture for the Municipal Primary Schools.
- (2) Specifications, estimate, etc. for the furniture of secondary school libraries.
- (3) Estimate for fixing additional pump 10 M. G. D. for Matunga Pumping Station.
- (4) Design and drawings of additional 2 furnaces for Chandawadi Electrical Crematorium.
- (5) Removal of the ventshaft at Balam Street Corner.
- (6) Estimates and drawings for the chimneys at K. E. M. Hospital, Kasturba Hospital and Municipal Foundry at workshops.
- (7) Renewal of rollers and repairs to Cleveland Bunder Flood gates.
- (8) Fixing R. S. Joints for screening house of pumping station No. 2 at L. G. P. Station.
- (9) Fixing of new plate to the statue of Sir Phirozsha Mehta at Boribunder.
- (10) Repairs to Blowers and doing the foundations, etc., of Rat incinerator at Haffkine Institute.

This year 20 tenders including sealed quotations were invited. This section submitted 148 estimates amounting to Rs. 35,5590. This year about 1054 outdoor Mechanical jobs were carried out at a total cost of Rs. 3,30,728/—110 new drawings were prepared 25 Nos. retracings were done and 150 sketches were drawn. 1150 Nos. of blue prints of various drawings were prepared. 40 Nos. ferro paper rolls were used for taking out blue prints.

### Electric Section

The Electrical Section was decentralised on 6-1-1966 and since then this section has to look after the works of maintainance of.

- (1) Pumping and Compressor Stations in the City.
- (2) Purification Plants.
- (3) Hospitals and Medical Colleges.
- (4) Chandanwadi Crematorium.
- (5) A. C. Cold Storage.
- (6) Asphalt Plant.
- (7) Swimming Pool.

All repairs and jobs of electrical machinery for all the above departments are also attended to by this section.

This section also attends to repairs of air conditioning machinery, refrigeraters, water coolers and cold mortuaries at hospitals.

The electrical section during the year under review has attended to 620 indoor as well as out door jobs amounting to Rs. 2,20,575 Major jobs were at L. T. M. G. Hospital, G. S. Medical College, Kasturba Hospital, Nair Hospital and Open Air Theater at Victoria Garden.

77 Estimates were submitted for various departmental works amounting to Rs. 4,47,344.00

The electrical section also attends to works with B. E. S. T. and filling in the prescribed requisition forms for the required electric load and obtaining Govt. sanction for the same and regularising the electrical installations with P.W.D. through B. E. S. & T. as required under Indian Electricity Act.

This section also attends to the lifts and their repairs keeping the appointments with Lift Inspectors P.W.D. and follows up the works recommended by the Inspector of Lifts during the periodical inspections and as per requirements of the Indian Lift Act.

Recently the Plant and Machinery section from revenue budget grants is transferred to this section.

The proposal for one additional Crematorium Furnace at Chandanwadi and one at Shivaji Park has been sanctioned by the Corporation at the total of Rs. 4,12,900 exclusive of taxes and the tenders for the Civil work will be received shortly.

## SEWAGE PURIFICATION PLANTS

### Love Grove Sewage Pumping and Treatment Plant

*Pumping station* : (1) Old Pump House The two vertical sulzer pumps as well as one vickers gill pump were operated during the year.

The two vertical sulzer pumps were in operation for 5325.00 hours and one vickers gill pump for 2208.15 hours during the administrative year. The other vickers gill pump is out of commission for replacement of shrouding for which order has been placed with a local contractor and the work is in progress.

The old pump house pumped out 9744.62 M. Gallons of Sewage directly to sea 83160 cuft. of silt and 3600 cft. of screenings were removed from the sewage.

(2) *New Pump house* : All the four pumps were working satisfactorily. They have actually worked a total of 13605 hours and 15 minutes discharging in all 26393.75 M. gallons of sewage. Prior to pumping 3384 cft. of screenings were removed from the sewage.

Sufficiently low levels of sewage were maintained during the night time in the fair season to facilitate the work of cleaning main sewers.

(3) *Detritious Plants* : The work of providing and erecting electrically operated medium screens perstocks etc. was completed and the plant put into commission from the second week of September 1966. During this period 5790 cft. of screenings and 7200 cft. of silt were removed.

(4) *Purification Plant* : The Plant was put in to commission in the second week of September 1966 after completion the work of the Detritus plant, since then the Plant worked satisfactorily:—

(1) Total Sewage treated	...	...	...	4987.11 M. Gallons.
(2) Raw sludge pumped in Digestion Tanks.	...	...	...	32969.6 × 103 M. Galls.
(3) Digested sludge removed	...	...	...	1022.10 × 103 galls.
(4) Gas generation	...	...	...	19174.40 × 103 Cft.
(5) Sludge dried and sold manure	...	...	...	124.40 Brass.

(5) *Flood-gates*. The flood gates at Cleveland bundar, L. G. P. and Dharavi were in proper working order.

#### Dadar Sewage Purification Works

The Dadar Purification works was under the supervision of E. E. Mech. It was brought under the administrative control of E. E. Mech (North & Project) at the fag end of the year.

*General* : Sewage Purification works at Dadar functioned satisfactorily through out the year. The total quantity of sewage received for treatment at the Plant during the year was 6317.76 Million Gallons, with an average of 17.30 M.G. per day as against 7638.20 M. G. with an average of 22.90 M. G. per day during the year 1965-66. Out of the 17.30 M. G. sewage flow received per day for treatment 5.5 m.g. per day Sewage flow received secondary treatment and the remaining 12.80 m.g. per day Sewage flow received only the primary treatment.

*Sewage Pumping Station Dadar* : During the current year, the sewage pg. Station, Dadar, located within the limits of the plant pumped 1711.76 M. G. Sewage as against 2366.33 M. G. pumped during 1965-66.

*Enclosed Forced Draft Filters* : (a) Filter No. 1—1.50 M.G.D. Capacity.

The filter worked very satisfactorily, adopting recirculation of the effluent back to the filter ((Recirculation Ratio 1:1) worked satisfactorily. The B.O.D. of the effluent, turned out, remained below 20 p.p.m. Thereafter, the quantity of the effluent started deteriorating due to the frequent ponding of the filter media. Attempts were made to remove the ponding by resting, loosening & chlorinating the media. These methods no doubt temporarily improved the condition. But now the frequency and the extent of the ponding has increased so much that it is now decided to overhaul and replace the worn out media with new filtering media of increased size. The present media seems to have disintegrated and it causes the ponding of the media.

The resulting deterioration of the quality of the effluent turned out has practically held up our contemplated studies of working of the pilot, Tertiary Treatment Plant.

(b) Filters Nos. 2 & 3 : 2 m. g. d. capacity each.

These filter worked fairly well and turned out effluent having 40-60 p. p. m. B. Q. D.

*Sludge Digestion Tanks* : 2 Nos. each having capacity 1,60,000 Cft.

(A) *Dig. Tank No. 1* : The digestion Tank worked satisfactorily through out the year. The resulting digested sludge was free from odour and was dried on open sludge drying beds without causing nuisance. During the year 48,350,000 Cft. gas was generated as by product.

The Digestion tank No. 2 worked satisfactorily till 15th November 1966, since when it was emptied for the replacement of its wornout. M.S. Floating Roof. Till 15th November 1966, the tank generated 29,126,700 Cft. Gas.

As the Digestion Tank No. 2 had to be emptied for replacement of its M. S. Floating Roof, the entire sludge was thickened and pumped to the Dig. Tank No. 1. Prior to 15th Nov. 66, about 50,000 gls. of sludge, was pumped to the Dig. Tank No. 1 per day. But since 16th Nov. 66 the rate of the sludge addition to the Dig. Tank No. 1 was stepped upto 66,000 gls. per day. Based on earlier laboratory studies carried out on this type of high rate digestion, the load on Dig. Tank No. 1 was slowly stepped up even before commencement of emptying of the D. Tank No. 2. Since 16th Nov. 66 it became possible to digest the entire sludge in the Dig. Tank No. 1 satisfactorily. No doubt to the increased concentration of the sludge frequent choking of the digested sludge pipe required attention. We have no doubt found a satisfactory solution of sludge digestion during the repairs to the Dig. Tank No. 2. The Dig. Tank capacity provided during this period was less than 0.4 cft. per capita, as against about 1.5 cft. capacity provided per capita. In view of the frequent choking of sludge pipes encountered, it is felt that not less than 0.8 cft. per capita capacity need be provided for sludge digestion. During this period, the gas generation per cu. ft. of Dig. Tank capacity increased from 0.66 cu. ft. per day to about 1.2 cft. per day. The sludge gas generation per million gallons of sewage during the period was minimum 12,260 cft. against 11,410 cft. per m. g. generated earlier.

*Sludge Gas* : Digestion tanks Nos. 1 and 2 generated 7,74,77,000 Cu. ft. of sludge gas as against 8,72,65,60 Cu. ft. of sludge gas in 1965-66. The revenue realised from the sale of sludge gas to (1) Hospitals, (2) Municipal Staff (3) Private Parties, (4) D.P.W. Laboratory during the year under report amounted to Rs. 2,21,504 as against Rs. 2,27,602 during 1965-66.

As regards the work IIIrd digestion tanks which was started on 16-11-1963 by the Contractor is:—

*Dried Digested Sludge Manure* : During the current year, 520 Brass dried digested sludge was removed by the contractors. Since 1-10-1966, the Maharashtra State Farming Corporation have undertaken the contract for the removal of the manure. The total revenue realised by the sale of the manure amounted to Rs. 5295 as against Rs. 7707 realised during 1965-66. The reduction of quantity of sludge sold was partly due to our emptying digestion tank No. 2 for repairs since 15th Nov. 1966.

*Laboratory* : During the current year preliminary work of Pilot Tertiary Treatment Plant studies was carried out by the Laboratory. Similarly the laboratory examined the samples of different units of Dadar Plant.

### **Dharavi Purification Plant**

The Dharavi Purification Plant which was under the supervision of E. E. Mech. It was brought under the administrative control of E. E. Mech (North & Project) at the fagend of the year.

*Sewage Treatment Plant (General)* : This plant worked normally throughout the year. The gas supply was regular except in the month of July, August and December 1966. The gas supply was stopped to the private gas consumers, and Sion Hospital during the month of July 1966 due to drop in Gas generation.

(1) *Screening Mechanism* : In addition to existing old course Screen one New Screen was put into commission. The working of the same is under observation.

(2) *Sewage Pumps* : All the three Pumps of 5 m. g. d. and 3 pumps of 10 m. g. d. worked satisfactorily throughout the year without a major breakdown.

(3) *Detritus Unit* : The new unit worked satisfactorily throughout the year. The old one was out of commission for a part of the year for major repairs.

(4) *Primary Settlement Tank* : Unit was required to be kept idle for major overhaul during major portion of the year. During the period secondary clarifier was used as primary clarifier.

(5) *Filters* : This unit worked satisfactorily. Unit was kept working till the period the primary clarifier was in commission. Filters were forced to be kept idle due to major overhaul and repairs to primary clarifier units for part of the period.

(6) *Final Settlement Tank* : On completing the repairing work and replacing M. S. Rails & Sludge collecting Boxes, in the month of June, this unit was put into commission and thereafter it is working O. K.

(7) *Digestion Tank and Gas Holder* : All the screw pumps, installed on the Digestion tank were overhauled completely. This unit worked satisfactorily during the year.

(8) *Sludge Pump* : This Unit was fromed working satisfactorily

(9) *Drying Beds* : Performance was satisfactory throughout the year.

(10) *Gas Generation and Consumption* : The daily average gas generation was 40,000 c. ft./ day in fair season. Total gas supplied during the year was 5077000 cu. ft. The revenue from this gas was Rs. 24,000 approximately.

*Colaba Purification Plant* : The Plant Comprises of :—

(a) Colaba Air Compressor station and ejectors in the southern part of Bombay.

(b) Afghan Church Pumping Station.

(c) Colaba Purification Plant.

(a) Both the compressors and the seven ejectors worked satisfactorily.

(b) & (c) Colaba Purification plant and pumping station :—

The complete overhuling work of final settlement tanks No. 1 & 2, Aeration Row No. 2 and Primary settlement tank No. 1 was carried out.

The cement concrete bottom surface floor of the final settlement tank No. 1 had been completely deteriorated. Repairs to the same were carried out by Ward Office Staff.

Painting of iron and steel material is undertaken at least thrice in a year as there is a lot of corrosion due to vicinity of sea as well as presence of H<sub>2</sub>S. in the surroundings.

Three 6" sluice valves were provided on the discharge activated sludge pipe lines of the final settlement tank, but the results were not appreciable.

The work of providing sluice valves for the other final settlement tank is in progress.

### **Sewage Pumping and Compressor Stations**

In prusance of our policy of replacing the obsolete ejectors by modern pumping stations, three new pumping stations were constructed at Chinchpokli, Harvey Road and Nepean-Sea Road, each having and installed capacity of 13 M. G. D. 4 M. G. D. and 8 M. G. D. respectively. With the commissioning of these three new pumping stations, the ejectors at Chinchpokli, Harvey Road and Nepean-Sea Road were rendered idle. The air compressor station at Bhulabhai Desai Road was also put out of commission because all the ejectors motivated by this air compressor station were rendered idle with the starting of new pumping stations at Harvey Road and Nepean-Sea road. All machinery housed in the air compressor station at Bhulabhai Desai Road was removed and shifted to the stores at Matunga, and the empty premises were handed over the W.O. "D" Ward.

The Pumping and Compressor stations in the City are shown in Appendix No. 10.



### MUNICIPAL POWER LAUNDRY

The work of installation of machinery, etc. involved in the 1st stage and 2nd stage was completed during the year under report. Work order for the supply and installation of a new Boiler of higher capacity was placed with the Contractor Messrs. Greaves Cotton and Company, Limited and the work will be taken in hand soon.

The Municipal power Laundry had rendered washing service to the following institutions of the Corporation.

- (1) K. E. M. Hospital.
- (2) L. T. M. G. Hospital.
- (3) B. Y. L. Nair Hospital.
- (4) G. T. B. Hospital.
- (5) Kasturba Hospital.
- (6) E. N. T. Hospital.
- (7) R. D. T. B. Hospital.
- (8) Bellasis Road Maternity Home.
- (9) Naigaum Maternity Home.
- (10) Prabhadevi Maternity Home and
- (11) All the Hospitals and Maternity Homes in Suburbs

The rate of washing was fixed at Rs. 25 per 100 pieces of linen. The total No. of linen pieces washed during the year under report was 26,23,700.

### VII.—TRANSPORT BRANCH

The main function of this branch is to maintain and operate the vehicles for various Municipal Departments for rendering several obligatory and discretionary civic services. By and large this function has been carried out satisfactorily by the department.

The department has a fleet consisting of the vehicles of various types and makes. Majority of the vehicles have crossed their useful life and the parts thereof are also not readily available. This therefore occasionally hampered the smooth working. As the maintenance of the fleet with various types and makes was not found to be suitable, it was decided to standardize the fleet in order to do away with the different types and makes of vehicles which were creating lot of difficulties in the maintenance of the fleet. With this view in mind, the tenders for the purchase of 300 Nos. of vehicles were invited last year and are underway.

The department provided crane vehicles at the disposal of the Traffic Department for lifting the vehicles found discarded for causing obstructions to traffic on busy streets roads.

During the year, the re-organization of Transport Stores was undertaken with a view to rationalizing the purchase and issue of transport stores and bringing down the maintenance and operational cost of the fleet. The complete inventory of stores on hand is being taken. Other steps such as appointment of special staff for stores, rearrangement of materials, etc., are being taken simultaneously.

*City Fleet.*—At the beginning of the year, the City fleet consisting of 335 vehicles and 402 trailers. As many vehicles had outlived their useful life and had become unserviceable 8 of them were sold by auction or inviting quotations. 23 self-propelled vehicles were added as 22 were donated by different organizations and 1 was purchased.

The vehicles are garaged as under :—

- |   |   |
|---|---|
| (1) E/E Ward Garage, Agripada   | } Refuse vehicles.  |
| (2) D/Ward garage, Annesely   |   |
| (3) G/North Garage, Dadar   | } Refuse as well as transport.  |
| (4) Prabhadevi Garage at the junction of Gokhale Road and Delisle Road. |   |
| (5) Ambulance garage Arthur Road  | } For infectious diseases Ambulances and Hearses, V. I. P. Cars, School Clinic-buses, etc.<br>For meat vans, offals and other vehicles. |
| (6) Municipal workshops at Foras Road                                   |   |

Servicing and battery charging of all Municipal vehicles was carried out at the Municipal Transport Workshops at Foras Road. The expenses of the department are met from the Suspense Account and the same are reimbursed by preferring the bills against the department utilizing the vehicles.

### VIII.—FACTORY SECTION

During the year under report 803 new permits were prepared and 1155 temporary permits were renewed and issued. Under Section 390 of the Bombay Municipal Corporation Act, 1511 prosecutions were launched against the owners of the factories for running the same without permits and the amount of Rs. 50,253. was recovered as fine. In all 478 complaints were received and the same were investigated and action taken wherever necessary. Total revenue collected was Rs. 2,92,337.

### IX.—COMMON HOUSE GULLIES

As previously reported under the Administration Report for the year 1965-66, the work of improvement of Common House Gullies was pursued vigorously in B, C, D and E wards. Some of the Common House Gullies in other Wards where conditions were far from satisfactory were also tackled. Improvement thus carried out has definitely gone a long way in inducing better sanitation and removing the cause of mechanical transmission of gastro intestinal diseases. This work of improving the Common House Gullies has been undertaken under Section 63(k) of the B. M. C. Act at the Municipal cost and as such only long common house gullies on which a number of properties depend for their drainage arrangement, are tackled under the programme. Hitherto, notice action taken under Section 257(1)(a) of the B. M. C. Act had not yielded any fruitful results since stray improvement done by the isolated landlords did not help to improve the general conditions as is being noticed under the programme.

During the year under report, 38,969 Rft. of common house gullies have been improved at a total cost of Rs. 7,89,297.19 as against the anticipated length of 35,650 Rft. at a cost of Rs. 12,93,885. Details of work Ward by Ward are given below :—

Name of the Ward	Total length of the Common House Gullies improved in 1965-66	Cost incurred Rs.
B	11,000' -0"	2,31,336.80
C	18,387' -7"	3,79,176.00
D	6,080' -0"	1,15,668.39
E	3,500' -0"	63,196.00

The excess length over the anticipated length of 35,650 Rft. resulted on account of the inclusion of certain gullies not originally included in the programme at the instance of local Councillors as well as the Ward staff who have appreciated this sort of improvement.

Incidentally, the question of tacking short common house gullies under the programme was discussed. It was brought out that extending this programme to the short house gullies would virtually amount to an encouragement to the laxity, lethargy and negligence of the landlords to discharge their legitimate duties and also the financial commitment would run into several lakhs of rupees. It was therefore decided that in case of short house gullies the Wards should take action under Section 257(1)(a) of the B. M. C. Act and in case of landlords failure to carry out the works of improvement, the same should be got done by the Municipality at the risk and cost of the landlords by appointing contractors for doing the works. This course of action will be kept under observation and a report made next year.

### X—CONSERVANCY BRANCH

#### Refuse Collection, Removal and Disposal

Roads, footpaths and house gullies were swept twice daily. Roads were brushed and scraped wherever necessary. Refuse collected was removed by engaging stationery as well as mobile traction to the place of disposal daily. Refuse taken to the Mahalaxmi Refuse siding was transported to Deonar daily by two refuse trains. A part of refuse from the City was sent to Dharavi Pumping Ground for filling in Low Lying Land. Total collection of the refuse during the year was about 6,38,750 tons out of which 5,48,489 tons was household refuse, 90261 tons was trade refuse and the remaining was collection from the markets.

#### Transport (Refuse Fleet)

The working strength of the refuse fleet consists of 244 vehicles of different types as detailed below :—

Scammel Refuse trailers	...	150
Motor Lorries	...	16
Scammel Horses	...	16
General Lorries	...	Nil
Trailer Traction Combination	...	50
Trailers Traction	...	12
		244

As this fleet was not sufficient during the year under report, to cope up with the removal of daily output of refuse, extra vehicles from Maharashtra State Road Transport Corporation and also private agency had to be hired for removal of refuse.

The refuse vehicles worked in two shifts from 6-30 A.M. to 2-00 P.M., 2-00 P.M. to 10-00 A.M. on average 1750 tons of refuse was daily collected and removed.

#### Collection, Removal and Disposal of Night Soil

Basket privies, cesspools and septic tanks were attended to by the Halalkhore Staff. In the City there are only 1,153 privy seats, steps are being taken to connect all the Cesspools to drains so as to bring the number of Cesspools to the minimum. Night soil from the privies and vacant places was removed and disposed of regularly. 5 Cesspool lorries were employed to cope up with the work of cleansing of basket privies and cesspools. In the City, public sanitary conveniences are provided at different suitable places which were also attended to and maintained clean regularly.

#### Dog Licensing Destruction and Immunization work

With a view to minimising the number of stray dogs and reducing the incident of Hydrphobia and Rabies, the work of licensing dogs, destroying and immunization of dogs was carried out. During the year 8460 Licences were issued and 31,004 stray dogs were destroyed. Total revenue of Rs. 55,172.45 was collected on account of dog licensing work. Anti-Rabic Treatment was available at the Haffkine Institute, K. E. M. Hospital and other Government Hospitals.

#### Removal and Disposal of Dead Animals

Dead animals from the City were removed to Deonar. 464 big animals and 4,493 small animals were removed to the Mahalaxmi Sidings from which Rs. 17,152.64 were realised.

**Eradication of Nuisances.**—Actions under Section 115 of the Bombay Police Act were taken to eradicate nuisance caused by throwing of refuse in the streets, gullies and public places. fouling of public roads by urinating and defecating.

**Veterinary Services.**—The veterinary section of this Branch was in charge of the Hospital of Infectious Diseases of animals at Mahalaxmi Sidings. Animals from private owners were also admitted in these Hospitals on payment of fixed fees. Immunization of pet dogs was also carried out at different Anti Rabic Centres and 376 dogs were immunized.

Private stables were visited for detecting infections of Rinderpest. Milch Cattle arriving in the City were immunized against Rinder-pest. The total number of animals immunized was 45,599. No cases of Rinderpest were detected during the year.

**Conservancy and Special Halalkhore Services.**—These services were rendered to Circuses, Exhibitions Big Concerns Industrial Establishments, etc. on payment of Scheduled charges and an amount of Rs. 3,78,044.08 was collected on this account. Besides this, a sum of Rs. 1,05,867 was received from the Government for the services rendered for cleaning Govt. Foreshores.

**Sweepers' Chawls.**—The labour Chawls in charge of Conservancy Branch were regularly inspected and prompt action taken for rectifying sanitary as also structural defects noticed. Out of 7000 employees about 50 per cent. staff have been provided with housing accommodation.

**Co-operative Credit Societies for the Labour Staff.**—There are in all 12 Co-operative Credit Societies with an aggregate membership of 5364 members for the benefit of the Labour employees of this branch. The Share capital subscribed is Rs. 31,15,010.00 The working of the Co-operative Credit Societies is satisfactory.

### Removal and Disposal of Town Refuse at Deonar

About one thousand acres of land spread over about four portion of deep creek at Deonar is taken over on lease from the Government by the Corporation to face the problem of disposal of City refuse as well as to reclaim the low laying Creek level in the Khajans at Deonar.

The area is considerably large and the site being useful for reclaiming the land by City refuse may last for about 55 years. The major portion of city refuse is generally collected at Mahalaxmi siding and transported from there to Deonar reclaimed ground for disposal by two trains daily each containing of about 37 refuse loaded wagaons having an average capacity of each wagaon about 17 tons and the rest is dumped at Dharavi dumping ground.

Details of refuse transported from Mahalaxmi to Deonar as under :—

Serial No.	Particulars	Current year 1966-67	Previous year 1965-66
1	No. of refuse wagons received at Deonar	22696 Nos.	23485 Nos.
2	Quantity of refuse at 17 Tons per wagon	385832 T.	399245 T.
3	Cost of Haulage	Rs. 4,14,262	Rs. 3,85,157
4	Cost of unloading	Rs. 5,94,060	Rs. 5,67,715
5	Cost of establishment labour and Superior staff	Rs. 1,80,129	Rs. 1,99,417
6	Cost per ton for haulage and unloading	3.08	2.88

Position of municipal rolling stock at the end of the year 1966-67 was as under :—

Serial No.	Description of rolling stock	Nos.
1	No of refuse wagons in running condition	110
2	No of silt wagaons in running condition	Nil.
3	No of Break vans in running condition	4
4	No. of sick wagons under repairs	45

As the No. of wagons are in sufficient to deal with the huge quantity of City refuse 61 wagaons are take on hire from Western Railway. To minimise the charges required to be paid for this hire it is proposed to purchase 100 Nos. of serviceable wagons from Central Railway. The hire charges per day for each wagon are Rs. 4.50 P. The cost of maintenance of siding at Mahalaxmi and chembur was Rs. 25,485.

The length of mainline and loop siding was 6700 Rft. The length of temporary siding varied from time to time in order to extend the scope of refuse dumping operations by extending tracks. The materials *i. e.* sleepers, Bolts and nuts, *w. i.* spikes, key wooden, etc., were purchased to the extend of Rs. 24,000.00.

No additional land was reclaimed during the year under report, only depressions caused due to heavy down pour and tidal water in the creek and fires in the reclaimed land were reclaimed.

Total in-come derived from various sources *i. e.* (1) sale of rihgt of fishing in the Khajans (2) Cultivation, (3) ground rent of lease, reclaimed land, etc. was amounting to Rs. 80,516.00.

There were many incidents of major fire at refuse siding at Deonar, during the year and 5 major incident of derailment of wagons, but during all these incidents the work of hauling and unloading refuse was not hampered. The damage caused to the municipal property was negligible.

The amenities *e.g.* primary education, home, welfare centre, etc. provided in the municipal labour camp are continued.

## XI.—DEVELOPMENT BRANCH

In the year under reference, the Special Consulting Surveyor appointed by the State Government scrutinised the Development Plans of K. H.P. M. & L. Wards for the Suburban areas and all wards of the City proper along with Development Control Rules and the Development Plan of Greater Bombay along with Development Control Rules with various modifications was finally sanctioned by the State Government on 7-1-1967. The implementation of the sanctioned Development Plan was proceeded with and the Development Control Rules were got printed and circulated. Copies of the Development Plan for various wards in City and Suburbs are being prepared for purpose of printing them for circulation and sale among the members of the public.

### Acquisition of lands (Within City Limits)

Possession of 6 properties was obtained, through Acquisition proceedings and proceedings in respect of 40 properties are in progress. Awards were made by the Special Land Acquisition Officer in respect of 3 properties and in 60 set-back cases land values were fixed for payment of compensation of land acquired for widening of various roads and lanes.

### Acquisition of lands (Within Suburban Area Eastern and Western).

Possession of 6 properties was obtained through Acquisition proceedings and proceedings in respect of 55 properties are in progress. Awards were made by the Special Land Acquisition Officer in respect of 5 properties and in 332 set-back cases, land values were fixed for payment of compensation at land acquired for widening of various roads and lanes.

## XII.—TOWN PLANNING SCHEMES

### Town Planning Scheme for the Bombay City No. 1 (Mandvi and Elphinstone Estate)

The scheme has come into force from 1-12-1957. The work of its implementation was immediately started. No progress could be made during the year under report, due to difficulties in providing alternative accommodation to the persons affected by the implementation of the scheme. However physical possession of 27 plots falling within the public sites of the scheme has been taken so far and further steps to take over remaining plots are in progress.

Contribution amounting to Rs. 14,271.09 was collected from the plot owners during the year under reference, and the total expenditure booked for the scheme work so far is Rs. 22,17,168.55.

### T. P. Sch. No. II (Mahim Area).

The implementation Notice work of the Scheme is already completed excepting for a small portion of road and the passage, all the proposed roads in the Scheme are constructed. As soon as alternate accommodations will be available, the work of the aforesaid incomplete portions of the road and the passage will be carried out.

As regards the development of the 10 F. Ps allotted to the Corporation for different public purposes two plots reserved for Garden have already developed and the development of 3 F. Ps is to be done on priority basis as per the programme drawn up for the purpose. The development works of these three plots will commence prior to 1-12-1968 as tentatively fixed in the programme.

An amount of Rs. 3,02,533.96 has been recovered from the different owners in the Scheme by way of their shares of Contributions till 31st March 1967.

The properties in respect of which the Compensations are paid up, have been duly taken in Municipal possession. They will be managed till such time, the encumbrances thereon are cleared by providing alternate accommodations and these sites will be made available for the purpose for which they are earmarked in the final Scheme.

### T. P. Scheme No. III (Mahim Area).

Most of the work of constructing proposed roads in A & B Parts of the Scheme has been completed, excepting those portions of roads which are heavily encumbered and which cannot be cleared for want of sufficient alternate accommodations for the bona-fide tenants occupying the affected sites. As soon as the newly constructed Municipal tenements near Jasmine Mills are made available for providing alternate accommodations to the affected tenants, it will be possible to offer some of them to the tenants affected due to widening of Mori Road. However the affected sites at Mori Road could not be cleared for want of alternate accommodations for shops. The work of constructing the centralised Ward Office Building on F. P. No. 20 has been completed upto the 1st floor level and the Municipal offices have been also shifted to the new Bldg. The work of constructing the portion of Manmala Tank Road leading to Lady Hardinge Road was also completed by pursuing the matter with the State Govt. for the removal of the compound wall of the David Sassoon Reformatory.

The work of constructing the roads in part 'C' of the Scheme was also taken in hand by selecting such portions of the proposed roads which were not heavily encumbered. As soon as sufficient tenements at Dharavi are available, the work of constructing the remaining roads in this part will be taken in hand in the next fair season by offering alternate residential accommodations to the affected tenants.

In the 'D' part of the Scheme which is mostly a low-lying land and encumbered with hutments, the work of laying underground drainage services has been completed and the development of this part of the Scheme will be gradually done in the next fair season, depending upon the removal of the hutments.

As regards the development of the 25 G. Ps allotted to the Corporation for different public purposes, 4 F. Ps are fully developed and one is partly developed and the development of 7 F. Ps is to be done on priority basis as per the programme drawn up for the purpose. The development works of these plots will commence prior to 1st December 1968 as tentatively fixed in the programme.

An amount of Rs. 16,42,396.40 has been recovered from the different owners in the scheme by way of their share of contribution till 31st March 1967.

The properties in respect of which the compensations are paid up, have been taken in Municipal possession. They will be managed till such time the encumbrances thereon are cleared by providing alternate accommodations and the sites will be made available for the purpose for which they are earmarked in the Final Scheme.

#### T. P. Scheme No. IV.

The Scheme being largest in area, among the three schemes, has been split up into three parts viz. A B & C Part B has been further split up into two parts B<sub>1</sub> & B<sub>2</sub>. Most of the works of laying underground services in part A, B & C have been completed. Most of the roads also in these parts have been constructed bearing only such portions which are heavily encumbered.

In part B<sub>2</sub> the sites affected due to proposed road are congested with residential tenements and hutments and efforts are being made for the provision of sufficient alternate accommodations. In the next fair season it is proposed, on top priority basis to clear new Prabhadevi Road, joining Gokhale Road (South) and Swatantrya Veer Savarkar Marg (Cadell Road) and the proposed 40' Road between Sayani Road & New Prabhadevi Road.

As regards the development of 40 F. Ps allotted to the Corporation for different public purposes, the development of 5 F. Ps is to be done on priority basis as per the programme drawn up for the purpose. The development works of these plots will commence prior to 1st December 1968 as tentatively fixed in the programme.

An amount of Rs. 4,94,753.59 has been recovered from the different owners in the Scheme by way of their shares of contributions till 31st March 1967.

The properties in respect of which compensations are paid up, have been taken in Municipal possession. They will be managed till such time the encumbrances thereon are cleared by providing alternate accommodations and the sites will be made available for the purpose for which they are earmarked in the Final Scheme.

The Corporation have declared their intention to vary this Scheme and the work in respect of the same is entrusted to Executive Engineer, (Development Plans). As desired by the Corporation, the question of acquiring vacant plots within the area of the three T. P. Schemes is being examined and the advice of the State Government on the issue is being obtained. These plots are intended to be acquired for constructing Municipal Hsg. for providing alternative accommodation to persons dishoused due to implementations of Schemes works.

### SUBURBS AND EXTENDED SUBURBS

#### A.(a)—PLANNING BRANCH

This Branch prepared plans, estimates and designs for the following works in the Suburbs and Extended Suburbs during the year.

#### A (a).—PLANNING (Architectural)

Particulars	Building works in Suburbs and Extended Suburbs
	Rs.
I Contract plans ... ..	29
II Cloth tracings ... ..	210
III Paper tracings ... ..	4,696
IV Blue Print Copies ... ..	3
V Block Estimates ... ..	2,70,000
VI Total amount of Block estimates ... ..	19
VII Detailed Plans and estimates completed in all respects as shown below)	75,91,930
VIII Total amount of detailed estimates...	9
IX Draft tender ... ..	8
X Detailed estimates in hand ... ..	49,00,000
XI Total approximate cost of detailed estimates in hand ... ..	

Particulars of detailed plans and estimates completed in all respect as mentioned above.

Particulars	No. of estimate	Estimated cost
		Rs.
I Schools (Permanent) ... ..	8	43,30,652
Schools (Temporary) ... ..	...	...
II Centralised ward Offices ... ..	1	1,44,000
III Markets ... ..	1	10,00,000
IV Markets temporary ... ..	1	1,06,258
V Hospitals, Maternity Homes and Dispensaries ... ..	5	17,37,858
VI Misc. works ... ..	3	2,73,162
Total ... ..	19	75,91,930

**A (b) PLANNING BRIDGES**  
(Suburbs and Extended Suburbs)

Particulars	Bridges works
I Contract Plans ... ..	
II Cloth tracing ... ..	
III Paper tracings ... ..	11
IV Blue Print copies ... ..	50
V Block estimates ... ..	1
VI Total amount of block estimates ... ..	Rs. 30,00,000
VII Detailed plan and estimates completed in all respect (as shown below)... ..	3 Nos.
VIII Total amount of detailed estimates ... ..	Rs. 38,64,376
IX Draft tenders ... ..	3 Nos.
X Detailed Estimates in hand ... ..	4 Nos.
XI Total cost of detailed estimates in hand ... ..	Rs. 1,11,00,000
XII Scrutiny of plans —	
(a) Railways ... ..	20 Nos.
(b) Private parties ... ..	3 Nos.
XIII Scrutiny of estimates received from Railways ... ..	10 Nos.

*Particulars of detailed plans and estimates completed in all respect as mentioned above :—*

Particulars	No. of estimates	Estimated cost
		Rs.
(a) Bridges ... ..	3	38,64,376.00
(b) Miscellaneous ... ..		

**A (a) PLANNING (Sewers S. W. Drains, pumping Station, etc.)**

Particulars	No. of estimates
(1) Paper tracing ... ..	59
(2) Cloth tracings ... ..	18
(3) Contract drawings ... ..	164
(4) Blue Print copies ... ..	2,967
(5) Amount of estimates prepared ... ..	Rs. 94,10,275

**A (d) Planning Electrical**

Particulars	No. of Estimates	Estimated Cost
		Rs.
1. School—Temporary ... ..	3	9,700
,, Permanent ... ..	26	5,22,027
2. Centralise Ward office ... ..	3	57,081
3. Markets ... ..	4	74,229
4. Hospitals, Dispensaries and Maternity Homes and Nurses quarters & Medical colleges. ... ..	18	1,14,445
5. Housing ... ..	7	5,19,025
6. Cemetary ... ..	1	13,115
7. Miscellaneous ... ..	2	31,247
8. Gardens ... ..	Nil	Nil
9. Electric lift ... ..	4	3,36,545
10. Air conditioning Plants. ... ..	3	2,79,680
	71	29,83,094

**(B) Road Construction Branch (Suburbs)**

This branch is in charge of the works of (i) preparing plans and estimates of Resurfacing of existing roads, construction of new roads, widening of roads and improving private streets and construction of storm water drains coming within the road way (ii) invitation of tenders and awarding contracts of road and storm-water drains works. (iii) Supervision of road and storm water drains works.

During the year this branch has completed the work of construction of new roads, widening of the existing roads with footpaths and storm water drains etc. as shown in the appendix Nos. 12 and 13.

At present the works shown in the accompanying appendix Nos. 14 and 15 were in progress.

The total expenditure of Rs. 1,05,13,503 was incurred during the year 1966-67.

**(C) Upkeep, Maintenance and Repairs to Municipal Properties****Buildings**

An amount of Rs. 5,87,423 was spent during the year on normal repairs and monsoon works on 497 Municipal Buildings in the Suburbs whereas an amount of Rs. 1,99,815 was spent on 158 Buildings in the Extended Suburbs. The repairs works were carried out either departmentally or through the Petty Works contractors. The expenditure on special repairs was Rs. 5,86,932 on works carried out departmentally and Rs. 1,89,569 on the works carried out by petty works contractors in the Suburbs. The expenditure on special repairs works carried out departmentally and through petty works contractors in Extended Suburbs arrived at Rs. 1,13,927 and Rs. 16,212 respectively.

**Roads**

(1) The position of roads in the Suburbs and Extended Suburbs is as shown below:—

Serial No.	Type of Roads.	Suburbs Miles	Extended Sub. Miles.
1	Water Bound	6.55	3.50
2	Asphalt	143.98	93.96
3	Concrete	21.07	8.89
4	Unmetalled	2.40	5.29
Total Milage		174.00	111.64

Normal maintenance of Asphalt roads was carried out during the year at a total cost of Rs. 32,60,263 in the Suburbs including cost of reinstatement of trenches opened by various departments and public utility concerns, and at a total cost of Rs. 8,96,630 in the Extended Suburbs.

(2) **Foot paths** : 3 miles of foot-paths were constructed during the year in the Suburbs and 9 miles of foot-paths were constructed in the Extended Suburbs.

(3) **Street Name Boards** : An amount of Rs. 30,837 was spent on fixing new street boards and repairs to the existing ones in the Suburbs as against Rs. 14,200 spent in the Extended Suburbs.

**SEWERS AND DRAINS**

The works of cleansing pipe sewers, ovoid sewer, storm water drains, and open drains was attended to and the total silt removed from the Suburbs during the year was 4,80,479 cft. as against 7,75,465 cft. removed in the Extended Suburbs. The work of paving of the following katcha drains was done during the year in L & M Wards—

(1) Trombay Village. (2) Anik Village. (3) Govandi Village. (4) Mankhurd Village.

**Ferry Service****Service between Versova & Madh**

**K Ward** : A royalty of Rs. 4,000 was received for the Ferry Service between Versova and Madh. The service was operated through private contractors.

**P Ward** : Service between Marve and Manori and (2) Borivali and Corai.

The Ferry service in respect of the above continued to be operated through private contractors. The total receipt during the year amounted to Rs. 6,001.

**STREET LIGHTING**

The number of street lights maintained in the Suburbs was 9,821 during the year and 3,329 in the Extended Suburbs and the expenditure incurred was Rs. 11,85,262 in the Suburbs as against the total expenditure of Rs. 3,11,869 in the extended Suburbs.

Appendix A & B are self expressive as to the progress maintained on the lighting arrangement in Suburbs and Extended Suburbs.




**TRAFFIC**

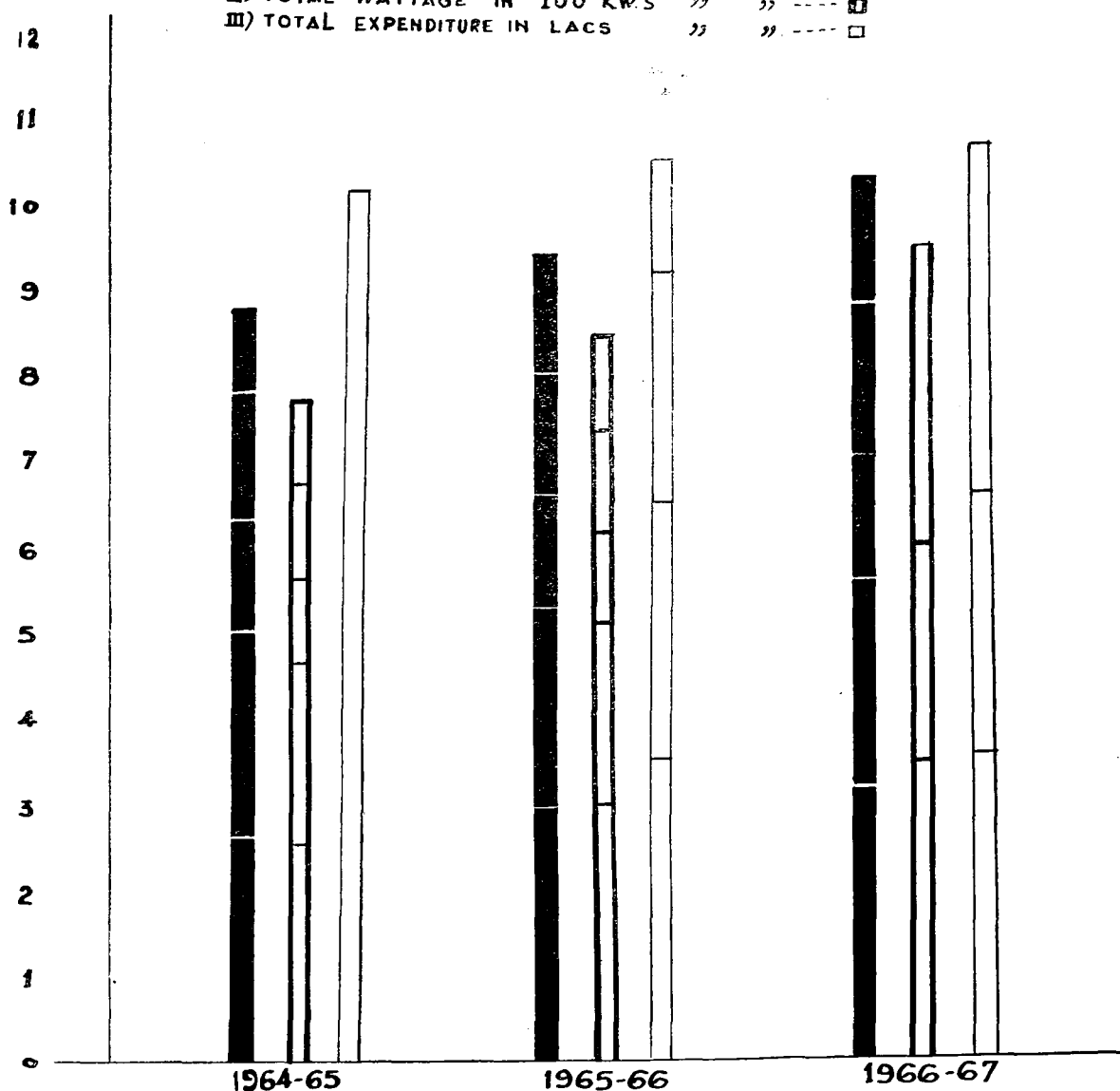
(i) A total number of 28 channelisers are constructed at 15 main junctions in suburbs and extended suburbs.

(ii) Remodelling existing traffic islands is in one junction in Suburbs.

Appendix 'A'

MUNICIPAL CORPORATION of GREATER BOMBAY  
 GRAPH SHOWING NO of LIGHTS TOTAL WATTAGE &  
 EXPENDITURE ON LIGHTING IN EACH WARD OF SUBURBS  
 DURING THE YEAR 64-65, 65-66 & 66-67

- INDEX:-  
 1) SEGMENTS OF EACH VERTICAL COLUMN SHOWN FROM BOTTOM TO TOP  
 INFORMATION PERTAINING TO H.K. L,M & N WARDS RESPECTIVELY  
 2) ON VERTICAL SCALE EACH UNIT REPRESENTS  
 I) TOTAL NO LIGHTS IN THOUSAND SHOWN THUS    
 II) TOTAL WATTAGE IN 100 K.W.S " "    
 III) TOTAL EXPENDITURE IN LACS " " 



*A. E. T. P. L.*  
 2/6/67  
 A. E. T. P. L. (SUBS)

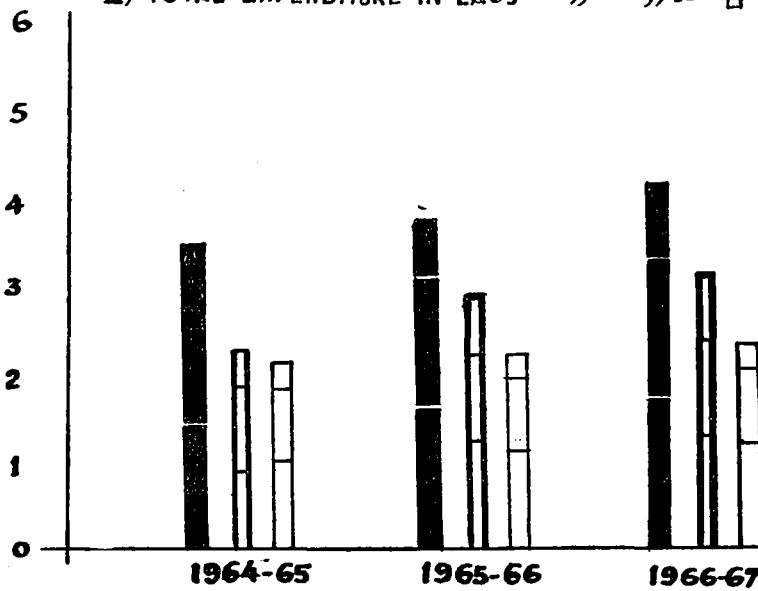


## Appendix 'B'

### MUNICIPAL CORPORATION of GREATER BOMBAY <sup>3)</sup> GRAPH SHOWING NO of LIGHTS TOTAL WATTAGE & EXPENDITURE ON LIGHTING IN EACH WARD OF SUBURBS DURING THE YEAR 64-65, 65-66 & 66-67

**INDEX :-**

- 1) SEGMENTS OF EACH VERTICAL COLUMN SHOWN FROM BOTTOM TO TOP INFORMATION PERTAINING TO P.R.&T. WARDS RESPECTIVELY
- 2) ON VERTICAL SCALE EACH UNIT REPRESENTS
  - I) TOTAL NO LIGHTS IN THOUSAND SHOWN THUS ----■
  - II) TOTAL WATTAGE IN 100 K.W.S " " ----□
  - III) TOTAL EXPENDITURE IN LACS " " ----□



*R.K. Nani*  
 2/10/67  
 A.E. T&L (SUB)

(ii) R. C. C. barriers are installed in two junctions in Suburbs.

(iv) 60 School Caution Boards are erected in Suburbs and 80 in Extended Suburbs.

(v) Road surface markings (Central Line Pedestrian Crossings, etc.) were painted on all important roads in Suburbs and extended Suburbs. Plastic Stands were used in demarcating traffic lanes, pedestrian crossings and central lines in Suburbs and Extended Suburbs.

(vi) Automatic traffic signals have been installed and put into commission at two junctions in the Suburbs

#### (D) Inspection and Supervision of Private Buildings

During the year under report, for the purposes of disposal of building plans, the wards of suburbs and Extended suburbs were re-grouped and placed under the control of three Executive Engineers as under to secure efficient disposal.

	Wards.
1. Executive Engineer Buildings (Proposals) Sub. I	... L. M, N & T
2. Executive Engineer Buildings (Proposals) Sub. II	... H & K
3. Executive Engineer Buildings (Proposals) Sub. III	... P & R

*Private Buildings construction Suburbs & Extended Subs.) Building Proposals.*—4,136 Proposals under section 337 and 342 of the Bombay Municipal Corporation Act for erection of new buildings and for additions and alterations to the existing buildings respectively were received during the year.

The particulars are as under:—

Ward	Proposals under		Total No. of proposals
	Section 337.	Section 342.	
L, M, N & T	838	450	1288
H & K	1210	543	1753
P & R	833	262	1095
	2881	1255	4136

*New Buildings:*—The Position of residential and non-residential tenements Constructed by different agencies (other than Municipal) is as under:—

Ward	No. of Proposals under Agencies		Employers for their employees
	Private Enterprises	Co-operative Societies	
L, M, N & T	335	52	4
H & K	334	101	3
P & R	1317	...	...
	1986	153	7

The number of proposals for non-residential buildings by private enterprises is 452

	(L, M, N & T) 148	H & K 206	P & R 98	
	L, M, N & T	H & K	P & R	Total
Proposals amended during the year	1335	2233	700	4268
Building completion Certificates disposed off	502	679	366	1547
Buildings sanctioned for occupation	284	486	272	1042

#### City Survey Work

Survey work in T/Ward, Majas Village, Juhu Village, Vile Parle, Goregaon, Malad, Kandivali, Borivali has been completed.

The enquiries in respect of the above works are in progress with the Enquiry Officer.

Survey work in H/Ward at Kher wadi, Khar Nagar etc., is in progress, Notices have been issued and are ready for service.

## Layouts amalgamations and Sub-Divisions in Suburbs and Extended suburbs

Ward	Proposals for						
	Layouts		Amalgamations		Sub-Div. under Sec. 302.	Sub-Div. sanctioned under S. 303 by the Standing Committee	
	Received	Sanctioned	Received	Sanctioned			
L, M, N & T	...	75	58	19	9	35	12
H & K	...	39	23	26	13	33	20
P & R	...	28	16	19	14	25	6
		142	97	64	36	93	38

Tenements constructed during the year Appendix No. 24.

Roads along which regular lines have been prescribed Appendix No. 25.

(iv) *Unauthorised structures.*—During the year no sanction for the removal of unauthorised structures was obtained in the Suburbs as against 1106 cases in Extended Suburbs. In addition 2339 cases of the previous year were pending disposal in the Suburbs as against 486 in the Extended Suburbs. Unauthorised works in 513 cases in the Suburbs and 396 cases in the extended Suburbs were removed by the parties themselves while in 1921 cases in the Suburbs and 217 cases in the Extended Suburbs, the works were removed departmentally either under the Standing Committee's sanction or under the provision of section 352A of the Act.

*Complaint from the Public.*—The number of complaints received from the public in the Suburbs and Extended Suburbs was 4387 and 3272 respectively. The same were investigated and remedial measures were taken whenever necessary. Action in cases 2261 in the Suburbs and 2667 cases in the Extended Suburbs was in progress.

*Notices Issued.*—The number of notices issued under different relevant section of the B.M.C. Act in the Suburbs and Extended Suburbs was 3152 and 2818 respectively. Prosecutions were launched against the house-owners for non-compliance.

*Building Collapses.*—The number of buildings or portions thereof collapsed during the year in the Suburbs and Extended Suburbs was 9 and 2 respectively, and the number of persons killed and injured was nil and 13 in the suburbs and one and nil in Extended Suburbs.

*Set-back lands added to public roads.*—The total area of set-back land added to the public roads in the Suburbs during the year was 44761.59 sq. yds. as against 77224.50 sq. yds. in the Extended Suburbs and the Compensation claims settled during the year were Rs. 3,89,865 and Rs. 24,849 respectively.

*House Numbering.*—The work of fixing Aluminium House Number plates was started and the same is in progress in N & T Wards.

## E.—Town Planning Schemes in Suburbs and Extended Suburbs

The position of the Town Planning Schemes is as under:—

WARD		
N	T.P.S. No. II—Ghatkopar	... The Schemes are before the Town Planning Officer
H	T.P.S. No. II—Bandra	... Second variation. Arbitration proceedings are completed.
	T.P.S. No. III—Bandra	... Proceedings before Board of Appeal are completed.
	T.P.S. No. I—Santacruz	... The scheme is finalised and come into force from 1-4-1967.
	T.P.S. No. II—Santacruz	... The scheme is before the T.P. Officer.
	T.P.S. No. V—Santacruz	... The scheme is submitted to Government by the Municipal Corporation.
K	T.P.S. No. II—Vile parle	... The scheme is before the T.P. Officer and is at arbitration stage.
	T.P.S. No. III—Vile-parle	... Do.
	T.P.S. No. VI—Vile parle	... Do.
	T.P.S. No. II—Andheri	... Do.
	T.P.S. V—Vile parle	... The schemes is published at 22-12-1966. It will be submitted to Government shortly.
	T.P.S. No. I—Vile parle	... The scheme is finalised from 4-6-1966.
	T.P.S. No. VI—Andheri	... The scheme is finalised from 1-1-1967.

## COMMENCEMENT CERTIFICATES

Ward.	Applications under section 29 of the Bombay Town Planning Act 1954.	
	Received	Approved.
N ...	17	10
H ...	246	213
P & R ...	58	36
K ...	187	117

Town Planning Scheme in Suburbs in N & T Wards.

#### Town Planning Scheme No. I (Varied) final—Ghatkopar

This varied final scheme came into effect from 1st January 1962. The implementation work is nearly completed. The work of recovering contribution charges from and paying compensation to the owners of the reconstituted plots is in progress.

#### Town Planning Scheme No. III—(Ghatkopar)

This scheme came into effect from 1st April 1959. Construction of Roads is in progress. Due to acute shortage of alternate accommodation, structures coming on roads and reservation plots could not be removed. Hence the speed of implementation work was checked.

Recovering contribution charges from the paying compensation to the owners of the reconstituted plots in progress.

### F.—FACTORY SECTION

The following table shows the position in the Suburbs and Extended Suburbs :—

Sr. No.	Particulars.	Suburbs.	Extended Suburbs.
(1)	Applications received	670	507
(2)	Applications disposed of	582	415
(3)	Applications undisposed of	88	92
(4)	New permits issued	278	162
(5)	Old permits renewed	79	7
(6)	Prosecutions launched	307	315
(7)	Prosecutions decided in favour of the Corporation	167	100
(8)	Prosecutions pending	104	129
(9)	Fines recovered	Rs. 12,576	Rs. 2,965
(10)	Complaints received	101	64

### G.—SUBVENTION SCHEMES

(1) In all 120 notices under section 231 were served and for 32 cases parties submitted their proposals and in 24 cases house owners have carried out the work in compliance with notices served on them.

In all 45 notices under section 248(i)(c) of the B.M.C. Act for conversion of basket privies into water closets on full flushing system were served on the house owners. In 61 cases privies converted into water closet on full flushing system. The total amount of subsidy paid during the year was Rs. 20,150.

(2) The Corporation under their resolution No. 2102 dated the 17th March 1958 and No. 858 dated the 17th November 1958 approved of granting subsidy of Rs. 200 per aqua privy seat and also similar subsidy for commodes being converted into W. C. on full flushing system on the basis of Basket privies.

(3) Similarly the owners from Suburban Areas have also been allowed to draw subsidy of Rs. 50 each per W.C. seat of the premises having septic tanks for disconnecting the flow of waste water from septic tanks and connecting the same to the Municipal Sewer as per Corporation Resolution No. 794 dated the 24th October 1958.

### H.—MECHANICAL BRANCH (North and Project)

*Mechanical Branch (North & Project).*—At the end of the year the mechanical department was reorganized and the additional post of Executive Engineer Mechanical (North & Project) was created under whose administrative control all the works of Mechanical and Electrical installation in suburbs and two Purification Plants viz. Dadar & Dharavi were brought, which were hitherto looked after under the supervision of Executive Engineer Mechanical.

(1) *Sewage Pumping and Purification Plants in suburbs.*—There are in all eight Pumping stations and three Purification Plants in Suburbs. Appendix No. 16. In general sewage Pumping stations worked quite satisfactorily.

(2) *Purification Plants.*—There are three Purification Plants in suburbs each having treatment capacity of 2 MGD. All these Purification Plants except during major break downs worked satisfactorily. During the year, 161, Brass of Manure of approximate cost of Rs. 1610 was produced and sold. November 1966 onwards, the Sludge Manure is being sold to Maharashtra State Farming Corporation.

(3) *Augmentation of capacities at Sewage Pumping Station.*—The works of augmenting the Pumping station capacity by 4 MGD. & 3 MGD at Kurla and Jaibharat Pumping Station respectively are in progress.

(4) *Use of Sewage Effluent for cultivation.*—During the year under report 114 M. Gallon of Sewage was given to Messrs. Modern Cultivator for cultivations purposes at Deonar.

(5) *Maintenance of Electrical installation in Suburbs.*—On reorganisation of the electrical Department, necessary staff consisting of a Unit of Overseer, electrician, Wiremen, and Labours is kept at the disposal of each ward office in subs. and Extended Suburbs for the work of maintenance of electrical installation in the respective jurisdiction of the Ward, the working of which is under observation.

The work of maintenance of electrical installation and rewiring work of the Municipal properties in suburbs and extended suburbs were carried out through the above mentioned staff at a cost of Rs. 1,14,907.42.

(6) *Road Roller Section.*—There are 23 Road Rollers for the entire area of suburbs and extended suburbs out of which 8 are steam Rollers and remaining 15 are of Diesel Rollers.

All the Road Rollers were in working order except for the period of repairs and Survey of Boiler inspection.

(7) *Mechanical Repairs.*—Out door mechanical repairs at various institutions, Hospitals, Markets, and gardens in Suburbs and extended suburbs were carried out. The repairs works generally consisted of repairs to collapsible Gates, Rolling shutters, Iron Gates, Tar Boilers, Water tanks and such other minor mechanical jobs costing Rs. 17,141.00 approximately.

#### I.—TRANSPORT SECTION (Suburbs and Extended Suburbs)

The Suburban Transport Section is in charge of the Assistant Engineer Transport (Subs.) and is responsible for the repairs and maintenance of Refuse, Cesspool and other Water Works vehicles for the Suburban Municipal Departments and Master Plan vehicles.

Repairs to all these vehicles are carried out in Municipal Workshops.

#### The Garages arrangement for the vehicles for the Suburbs and Extended Suburbs

There are now in all 10 garaging places in the Suburbs, Extended Suburbs and other places in Thana District as follows :—

Serial No.	Ward	Location	Type of vehicles
1	K	Chuna Bhatti, Opposite B.E.S.T. Depot, S. V. Road Santacruz West, Bombay.	Cesspool Dog, Van Night Soil Trailer, Encroachment removal Pick Up Meat Van and Cash Van.
2	L & M	Bombay Agra Road, Kurla, Bombay 70.	Refuse, Cesspool and Pick Up.
3	N & T.	Vikhroli	Refuse, Cesspool and Pick Up.
4	P & R	Aram Baug, Underai Road, Malad West, Bombay 64.	Refuse, Cesspool, Pick Up Dog Van, Night Soil Trailer.
5	Dahisar	National Park, Kannery Caves Road	Pick Ups and Bus.
6	Powai	Opposite Powai Lake	Pick Up, Truck and Bus.
7	Kapurbawadi.	Bombay Water Works Office, Kapurbawdi	Truck and Jeep.
8	Agra Road	Agra Road, Near Bhivandi	Truck and Jeep.
9	Shahapur	Shahapur, Thana District	Truck, Pick Up and Jeep.
10	Vaitarna	Vaitarna	Truck and Jeep.

The Ambulance and Dispensary Vans were parked in the premises in the respective institutions.

This Section supplied vehicles for rendering following services :—

- (1) To Asstt. Head Supervisor Range I, II and III for collection and disposal of Town Refuse Night Soil, Cesspool Water and Septic Tanks.
- (2) To the Asstt. Superintendent of Licence, for removal of encroachment on road and foot paths and also for removal of unauthorised projections and frames.
- (3) To the Dy. Assessor and Collector for collection of Cash and removal of distrained vehicles to the Municipal godwons.
- (4) To the Ward Officers of N & T, L & M, P., R, H, K for transport of Road materials.
- (5) To the Dy. Accountant (Subs.) for collection of cash and disbursement of pay.
- (6) To the Dy. Medical Officers Schools for medical inspection of pupils in the Municipal Schools.

- (7) To Dy. Exe. Health Officers, a Mobile dispensary van for rendering medical assistance to the General public free of charge.
- (8) To Asstt. Insecticide Officer for anti Malaria measures.
- (9) To A. E. M. (W. W.), P & R, H & K, L & M, N & T, and A. E. C. (W. W.) Zone I, II and III for the water works purposes, and laying of pipe lines, etc.
- (10) To Exe. Eng. Dahisar, E. E. M. P., E. E. Ulhas, E. E. Upper Vaitarna and E. E. Bhatsai.
- For particulars of the vehicles see Appendix No. 26.

### Special Activities

Kurla Transport Garage is shifted to the newly constructed garage at C. S. T. Road.

### J.—CONSERVANCY BRANCH

During the year the Suburban and extended Suburban area was divided into three Ranges (Ranges I, II and III) for the discharge of administrative and executive functions of the Branch.

(1) *Cleansing of Roads and footpaths.*—The roads, footpaths, and open places were swept in the following manner.

(a) Twice Daily	...	...	...	...	...	14,34,713 Sq. Yds.
(b) Once daily	...	...	...	...	...	36,83,026 ..
(c) Twice a week	...	...	...	...	...	17,45,878 ..
(d) Once a week	...	...	...	...	...	4,89,687 ..
(e) Occasionally	...	...	...	...	...	1,28,779 ..
Total						74,81,883 ..

(2) *Collection, Removal and disposal of Refuse Collection.*—(A) House Hold Trade Refuse and sweepings from roads were collected in all 1750 municipal dust bins and Nil refuse Trailors placed at convenient places as against, 1,584 (municipal dust-bins) in the previous year.

Municipal dust bins and Refuse Trailors were attended to daily, alternate days and weekly as per density of the population. Out of 1,38,020 tons of refuse collected, 1,38,020 tons of refuse was utilised for reclamation of municipal lands and Nil tons sold to private parties for reclamation of their land.

(3) *Prevention of Nuisance.*—During the year 277 cases under Section 372(e) of the Bombay Municipal Corporation Act for indiscriminate throwing of refuse and 779 cases for urinating on public roads were filed in the court under Section 115(a) of the B. C. P. Act.

(4) *Cleansing of open Drains (municipal and private).*—The work of cleansing of Road side sullage drains was carried out and 8,52,081 Sq. Yds. area was cleansed.

(5) *Collection, Removal and disposal of Night Soil.*—There exists 10682 Basket privies as against 11,169 for the previous year and 688 basket privies were either demolished or converted during the year.

The total number of Public Sanitary Conveniences is 158 having 1012 seats.

During the year under report 15,521 gallons of Night Soil from latrines were collected and removed every day. The open plots and fields fouled by public were also cleansed and in all 21,87,361 gallons of Night Soil removed.

*Cesspool Clearance.*—During the year there exist 4071 cesspool existing in range I, II and III were attended to and a total 2,95,98,395 gallons of cesspool contents were removed.

(7) *Disposal of Night Soil.*—The Night soil and cesspool contents collected at the following Depots (1) Khar purification Plant (2) Versova Night Soil Depot, (3) Oshivra Night Soil Depot, (4) Gorai Road Borivali were disposed of in the creeks at different points.

(8) Special services on payment were continued as under :—

- (1) Removal of trade refuse from private markets.
- (2) Cleansing of Commodes.
- (3) Cleansing of temporary privies erected for dramas, Tamashas, etc.

(9) *Dog Licensing, Immunisation and Destruction.*—(i) *Dog Licensing.*—During the year 3327 dogs were licensed in the various Wards under Range No. I, II, and III on payment of dog tax.

(ii) *Dog Immunisation.*—During the year 48 dogs were immunised.

(iii) *Dog destruction.*—During the year the work of catching dogs for destruction was carried out and all 25145 dogs were caught and sent to lethal chambers at Mahalaxmi.

(10) *Removal and disposal of carcasses.*—The work of removal and disposal of carcasses was carried out with the help of contractors.

(11) *Labour Welfare*.—There are seven welfare Centres working at (1) Khar (2) Andheri at the Municipal Labour Staff Quarters (3) Versova (4) Municipal Staff Quarters Kurla, (5) Vikhroli, (6) Chembur (7) Mulund.

In addition to the above there are Co-operative Credit Societies from which staff members took advantages.

(12) *Veterinary Dispensary at Khar*.—Junior Veterinary Inspector, Khar who was incharge of veterinary dispensary carried out the work of Inspection of Miltch Cattle stables treated 2615 and 90 animals and birds were treated respectively and 130 inoculations were done.

(13) *Income*.—The total income (Revenue) from various sources earned by Conservancy Branch (Range, I, II and III) during the year was Rs. 2,18,957.25.

#### APPENDIX No. 1.

*Statements showing the works of building construction in progress and those completed in the year 1966-67*

Sr. No.	Name of the works.	Estimated Amount.	Expenditure upto 31-3-67.
		Rs.	Rs.
<b>(A) Works completed.</b>			
<i>(1) City (A) Housing.</i>			
1	Const. of 60 tenements at 8th Cross Lane at Falkland Road. ...	5,76,150.00	4,41,229.00
2	Cement gunniting of Terrace slab of Rajan Building at Dr. Mahe-shwari Road. ...	32,344.00	21,401.00
3	Const. of S.W. Drain at 208 tenements at Arthur road ...	30,130.00	27,531.00
4	Const. of suction Tank and Pump rooms at Body Gaurd lines, Mahalaxmi. ...	83,879.00	68,627.00
5	Pile foundation for 47 buildings in 'A' Block at Dharavi ...	14,95,638.00	8,19,336.00
6	Construction of 358 tenements at Worli Pile foundation ...	9,51,858.58	5,38,273.00
7	Const. of 19 tenements behind Nurse's Quarters at K.E.M. Hospital Parel ...	66,352.00	57,563.00
8	Const. of 92 tenements and 8 shops at Hajnes Road. ...	7,74,575.00	4,41,266.00
<i>(b) Building works other than Housing</i>			
9	Const. of temporary school building at Mumbadevi ...	1,04,769.00	1,11,418.00
10	Const. of a school building at Northbrooke Garden. ...	10,53,188.00	4,93,786.00
11	Const. of Centralized 'E' Ward office building (ground and first floor) at Sankli Street. ...	13,31,806.00	7,93,143.00
12	Construction of temporary school building at Globe Mill Passage ...	38,190.00	34,792.00
13	Const. of Community Halls at —		
	(1) Gilder Lane	} ...	51,129.00
	(2) Water Street		
	(3) Worli tenements		
14	Const. of centralized 'D' Ward office building at Nana's Chowk ...	14,64,490.00	12,42,005.00
15	Const. of a school building at Manohardas street. ...	6,14,128.00	2,86,509.00
16	Providing and laying 9"—12"—18" S.W. Drains and sewers in Block 'A' Dharavi ...	3,14,800.00	3,71,524.00
17	Const. of school bldg. on plot No. 174-175 Sion Matunga Estate. ...	6,96,997.00	4,42,313.00
18	Const. of Fruit & Vegetable Market near Matunga Central Rly. Station. ...	16,71,001.00	7,15,330.00
19	Const. of an additional floor over school bldg. on plot 174-175, Sion Matunga Estate. ...	1,40,102.00	1,30,361.00
20	Const. of an additional floor over O.P.D. at L. T. M. G. H. Sion. ...	5,12,632.00	9,03,120.00
21	Const. of a temporary school bldg. on F. P. No. 999 T. P. Scheme Mahim IV at Khed Gully. ...	49,211.00	47,811.00
22	Const. of temporary school bldg. at Jerbai Wadia Road, Sewri. ...	21,353.00	20,520.00
23	Const. of school bldg. in the Compound of Peru Chawl C. S. Nos. 54 (part) at Parel. ...	8,35,624.00	3,68,617.00
24	Const. of centralized C/North Ward office Bldg. on F. Plot No. 20 T. P. S. III, Mahim. ...	19,51,926.00	12,52,122.00
25	Extension to the existing dog Kennels at Mahalaxmi. ...	2,37,337.00	1,77,820.00
26	Const. of Industrial Estate Bldg. at Cleark Road. ...	14,30,556.00	11,19,411.00
27	Conversion of Old European Cemetry at Maharshi Karve Road in to a Public Garden. ...	9,85,287.00	9,36,377.00
		1,75,51,536.00	1,19,13,434.00

## APPENDIX No. 1.—Contd.

Serial No.	Name of the work	Estimated Amount	Expenditure upto 31-3-1967
		Rs.	Rs.
<b>(II) Suburbs &amp; Extended Suburbs</b>			
<i>(a) Housing.</i>			
28	Waterproofing R. C. C. suction Tank by gunniting walls and flooring etc. at Deonar Municipal Colony.	21,402.00	18,885.00
29	Const. of 60 tenements at Bombay Agra Road, Ghatkopar. ...	5,32,589.00	3,53,900.00
30	Pile foundation for the proposed 20 tenements at Veterinary Dispensary at Khar.	34,521.00	33,320.00
31	Asphalting passages at 272 tenements at Kherwadi, Bandra. ...	47,769.00	42,718.00
32	Const. of 320 tenements at Santacruz. ...	22,39,923.00	19,10,071.00
33	Filling in road embankment in the area of proposed 1000 tenements at Malavani, Malad.	5,53,876.00	5,32,602.00
34	Const. of 368 tenements on Dr. Bhat's Land at Goregaon. ...	21,70,241.00	14,99,680.00
35	200 Aqua Privies at Malavani. ...	23,37,567.00	5,25,254.00
36	Culverts and Sluice gates at Malavani. ...	1,57,849.00	1,04,732.00
37	Earthen Bund at Malavani ...	49,200.00	37,365.00
38	Aqua privies at Ghatkopar. ...	4,61,091.00	3,73,664.00
<i>(b) Building works other than Housing</i>			
39	Construction of a school bldg. on plot of land at liberty Housing Society, Malad, West.	6,62,770.00	5,97,209.00
40	Construction of temporary Market at Sainath Road, Malad. ...	119,778.00	1,07,523.00
41	Construction of temporary school Bldg. at Liberty Garden, Malad.	99,107.00	91,370.00
42	Construction of temporary school Bldg. at Himansu Rai Road, Malad.	39,844.00	16,432.00
43	Construction of temporary school Bldg. on plot No. 64, Daftary Road, Malad.	73,421.00	22,072.00
44	Construction of additional floor over school Bldg. at Rajawadi, Ghatkopar.	2,82,060.00	2,21,420.00
45	Construction of temporary office Bldg of 'M' Ward at Chembur...	38,623.00	...
46	Construction of temporary school, bldg. at Little Malabar Hill, Chembur.	54,407.00	52,486.00
47	Construction of temporary school bldg. at Old Check Naka, Mulund.	45,540.00	18,965.00
48	Supplying & filling coarse murum & levelling the same at the proposed Garden, Bhandup.	99,430.00	39,345.00
49	Filling in area for Octroi Office at Eastern Express Highway, Mulund.	7,69,537.00	1,74,753.00
50	Temporary school Building at Match Factory Lane, Kurla. ...	97,396.00	77,022.00
51	Temporary school Bldg. at Chunabhatti Kurla. ...	99,243.00	25,950.00
52	Construction of Market at S. N. 14 Chembur Tilak Nagar. ...	3,83,888.00	2,54,046.00
53	Temporary school Bldg. at Janata Colony Mankhurd. ...	20,794.00	17,352.00
54	Filling in work at Juhu Development Scheme Juhu Hospital, Vile Parle.	1,10,775.00	94,187.00
55	Providing Pile Foundation for 250 bedded Hospital at Juhu. ...	4,01,402.00	3,20,057.00
56	Const. of an earthen bund including puddlecore on the land bearing S. No. 236-A (part) Ghatkopar.	2,95,846.00	2,22,541.00
Total ...		2,98,51,425.00	1,97,02,950.00
<b>(B) Works in progress</b>			
<i>I—City, (a) Building other than Housing.</i>			
1	Construction of wholesale-cum Retail Market at Palton Road ...	87,25,000.00	16,53,856.00
2	Construction of school bldg. at Matunga Labour Camp Dharavi.	12,57,657.00	7,08,144.00
3	Laying out Sion Hill Fort as recreational centre. ...	14,24,183.00	9,14,503.00
4	Construction of a school building at Rawli Camp Sion. ...	11,75,763.00	4,51,308.00
5	Construction of a Bldg. for Dispensary and Maternity Home at Kamathipura.	14,10,824.00	4,77,524.00
6	Construction of Hospital Bldg. in the premises of B. Y. L. Nair Hospital A. L. Nair Road.	83,27,135.00	15,52,984.00
7	Construction of additional 2nd and 3rd floor over centralized 'E' Ward Office Bldg. at Sankli Street.	9,74,250.00	3,96,564.00
8	Construction of additional 3rd floor over school Bldg. at Chandanwadi.	2,36,559.00	...
9	Construction of R.C.C. mosaic chairs at Various Municipal Gardens.	57,303.00	32,300.00
10	Construction of suction Tanks 2 Nos. each of 10,000 Gallons for 148 beds ward and 168 beds ward at Kasturba Hospital Arthur Road.	49,552.00	451.00
11	Proposed filling in for public Park at Dharavi. ...	13,07,935.00	6,37,373.00



## APPENDIX No. 1.—Contd.

Serial No.	Name of the work	Estimated Amount	Expenditure upto 31-3-67
		Rs.	Rs.
12	Providing Pile foundation for the proposed school Bldg. at Rawli Camp Sion.	15,78,108.00	45,852.00
13	Construction of Haji Allana Haji Esmail Municipal Marathi school Bldg. at Antop Hill Road, Wadala.	3,84,184.00	47,940.00
14	Construction of Bldg. No. 3 and Extension to Bldg. No. 1, with diet Kitchen Block at L. T. M. G. H. Sion.	49,34,046.00	61,405.00
15	Construction of a Kumbharwada Marathi school Bldg. on plot No. 477 T. P. S. IV at Dadar Gully, Dadar.	5,44,028.00	2,119.00
16	Construction of an additional floor over X-Ray therapy Deptt. at K. E. M. Hospital Parel.	2,11,766.00	1,42,566.00
17	Construction of additional wings to Gynaecological ward for mid-wifery & Special beds etc. with R. M. O.'s Quarters	15,70,800.00	77,116.00
18	Providing pile foundation for the proposed dental college at Dr. A. L. Nair Road.	4,06,603.00	1,93,302.00
19	Construction of Kitchen, Dining Hall Medical and General Stores for R. P. T. B. Hospital Sewri.	8,72,447.00	...
(b) Housing.			
20	Construction of 240 tenements at Haji Ali Park ...	77,82,079.00	25,17,525.00
21	Const. of 144 tenements and 11 shops at Arthur Road. ...	10,42,830.00	6,41,820.00
22	Construction of 47 bldgs. at Dharavi. ...	75,62,489.00	12,24,123.00
23	Construction of 372 tenements and 8 shops at Rawli camp, Sion. }	...	...
24	Construction of 328 tenements and 12 shops at Rawli Camp, Sion. }	98,81,693.00	13,17,758.00
25	Construction of 358 tenements for Municipal Staff & Councillors at Worli	76,55,826.00	11,12,180.00
26	Extension to Nurses Quarters in the premises of G. T. B. Hospital Sewri,	5,19,699.00	2,79,718.00
27	Construction of R.C.C. Suction Tank and overhead storage Tanks etc. at Dharavi.	2,71,640.00	...
28	Construction of 20 tenements at T. P. Line Road and 40 tenements at C. S. 1125 Mahim Division.	5,92,190.00	1,97,047.00
<b>II—Suburbs &amp; Extended Suburbs.</b>			
(a) Building other than Housing.			
29	Construction of 50 bed General Hospital at Tulsibaug, Mandapeshwar Rd. Borivali.	19,80,312.00	6,50,866.00
30	Construction of school bldg. on plot No. 281 (part) at Dahisar.	6,62,283.00	5,00,122.00
31	Const. of swimming pool on Tanksite along M. G. Road Kandivali.	11,31,257.00	5,30,588.00
32	Const. of Maternity Home and Staff Quarters at Dharamshala Premises at Borivali.	4,96,839.00	1,81,041.00
33	Providing amenities to Hindu Cemetery at Babhai, Borivali. ...	1,57,303.00	27,693.00
34	Construction of school bldg. at Horse shoe valley Ghatkopar. ...	7,36,451.00	1,79,411.00
35	Additional floor over Kurla station Municipal Marathi school ...	1,03,119.00	35,121.00
36	Construction of school Bldg. on C. S. No. 42 at Deonar Village. ...	5,65,866.00	19,268.00
37	Const. of Dispensary and Nurses Quarters at Bail Bazar Rd. Kurla.	3,10,075.00	41,584.00
38	Const. of Additional floor over V. C. Gandhi and M. A. Vora General Hospital, Rajawadi, Ghatkopar.	7,09,837.00	1,23,994.00
39	Additions and alterations to the Existing Maternity Home at Mulund	2,36,002.00	10,946.00
40	Pile foundation for the proposed dispensary with Maternity Home and Nurses Quarters at Kurla (Chunabhati)	99,242.00	82,122.00
41	Construction of temporary Market at Park site at Vikhroli. ...	1,16,057.00	...
42	Const. of swimming Pool on plot Nos. 195 T. P. S. III, Ghatkopar. }	11,07,107.00	3,17,543.00
43	Construction of 250 bedded Hospital at Juhu Development Scheme, Vile Parle.	28,84,927.00	12,00,558.00
44	Const. of Western approach to the proposed overbridge at Andheri.	10,80,651.00	1,53,181.00
45	Const. of Eastern approach to the proposed over bridge at Andheri	10,45,536.00	83,041.00
46	Additions and alteration to existing Municipal school building on C. S. No. 50 (part) of Vile Parle at Koldongri Andheri.	1,36,037.00	12,300.00
47	Completing the incomplete work of K. B. Bhaba Hospital, Bandra.	2,37,770.00	1,54,391.00
48	Training of Nallah at Malvani. ...	7,05,507.00	1,52,100.00
(b) Housing.			
49	Const. of 384 tenements at Deonar. ...	24,17,020.73	4,36,584.00
50	Const. of 1232 tenements at Deonar. ...	1,11,36,914.00	6,30,111.00
51	Const of Internal asphalt passages, roads, S.W. Drains at Deonar Munl. colony.	2,77,955.24	88,113.00
52	Providing Nahanis inside 1002 tenements at Deonar ...	52,803.00	...
53	Const. of 300 tenements & 150 aqua privies at S. No. 263 Malavani, Malad in Sector A.	17,69,663.00	5,22,331.00
54	Const. of Municipal colony roads at Malavani, Malad. ...	2,42,187.00	2,84,850.00
55	Providing earthen bund along western boundary & constructing S. W. Drain along the Western boundary of sector 'B' at Malavani Malad	74,108.00	29,598.00
		10,12,23,417.97	2,11,83,006.00

## APPENDIX No. 2.

## Road, Construction (City).

*Statement showing the works completed in the year 1966-67.*

## I—Road Resurfacing works in Asphaltic Concrete.

1. Gowalia Tank Road.  
(From Nana Chowk to Tejpal Road).
2. Maulana Shoukatalli Road (Except Grant Road Bridge)  
(From Nana Chowk to J. J. Hospital).
3. Falkland Road.  
(From Tardeo Chowk to Dr. Bhadkamkar Road.).
4. Tripartite Road.  
(From Tokersi Jivraj Road to Western Foot of proposed Sewri Bridge.).
5. Reay Road (Remaining portion).
6. Dr. Dadabhai Nawroji Road,  
(From Fort Street South to Hutatma Chowk.)

## II—Construction of new roads—

1. Construction of proposed 80' wide road from Cadell road to Gokhale Road (South).
2. Construction of proposed 44' and 30' road in semigrouting in the layout of 'Block A' at Dharavi.
3. Construction of grouted roads in T. P. S. III Mahim (Part D) in the area bounded by L. J. Road Caddel Road, Sitaladevi Temple Road and Mahim Chowk.
4. Drainage Channel Road (Western Half) (From Dr. E. Moses Road to Fergusson Road)
5. Construction of semi-grouted passage in the rear of plot No. 12, 12A and 12B Hornbey Vellard Estate.
6. Construction of remaining roads in semi-grouting in T. P. S. II, Mahim in the area bounded by Sitaladevi Temple Road, Caddel Road, Shivaji Park Cross Road No. 5 and Lady Jamshedji Road.
7. Construction of approach road to the staff quarters at Gollanji Hill Reservoir from G. D. Ambekar Marg (Parel Tank Road) in Semi-grouting.
8. Construction of Shaikh Shaikh Misry Road from its junction with Road Mo. 32A towards south upto a distance of 792.48 Metres in semi-grouting.
9. Extension of Road No. 29 of Sion Matunga Scheme No. 6 in semi-grouting including footpaths on both sides.

## III—Road Widening—

1. Widening Tulsi Pipe Line Road from Fergusson Road to Elphinstone Road.
2. Widening Mori Road in semi-grouting from T. P. Line Road to Mahim Bus Depot.
3. Widening Lakhamsi Napoo Road from Bhandarkar Road to Gymkhana.
4. Widening N. M. Joshi Marg, from Sane Guruji Road to Haines Road.
5. Widening Bamanji Pettit Road from Bhulabhai Desai Road to Parsi General Hospital.
6. Widening Manmala Tank Road. (Part).

## APPENDIX No. 3.

*Statement showing the works in progress.*

## I—Road Resurfacing works in Asphaltic Concrete—

1. Fergusson Road from N. M. Joshi Marg to Worli Naka.
2. Mohemedalli Road from Mandvi Post Office to Yusuf Meheralli Road.
3. Gokhale Road (North) (From Shivaji Park junction to Rao Bahadur S. K. Bole Road.
4. Lady Jamshedji Road (Trench Taken by H.E.'s Department) From Mahim Chowk to Mia Mohamed Chhotani Road.).
5. Road Nos. 3, 3—A and 1 (Part) in Scheme No. 6 Sion.

## II—Construction of New Roads—

1. Construction of semi-grouted roads in T. P. S. IV Mahim Part Ib in the area bounded by Rao Bahadur S. K. Bole Road, Dadar Road T. P. Line Road, Elphinstone Road and Gokhale Road (South).
2. Construction of Road in T. P. S. IV Mahim Part II in the area bounded by Nariman Road, Swatantrya Veer Savarkar Marg, Dyaneshwar Mandir Road and Sea face.
3. Construction of semi-grouted roads in T. P. S. IV Mahim Part IV in the area bounded by Gokhale Road South, Sayani Road, Swatantrya Veer Savarkar Marg and drainage channel Road.
4. Construction of 100' low level road at Sewri from Gollanji Hill road to Zackeria Bunder Road.
5. Construction of proposed 78'-0" wide road in 3½" asphaltic concrete from Raoli Junction to the Souther limit of C. P. W. D. Housing Colony.
6. Construction of semi-grouted roads in T. P. S. IV Mahim part III in the area bounded by Ranade Road, Cadell Road, Sayani Road, Gokhale Road (South) and Gokhale Road (North).
7. Construction of grouted roads in T. P. S. IV Mahim Part I (A) in the area bounded by Dadar Road, Rao Bahadur S. K. Bole Road, Gokhale Road (North) N. C. Kelkar Road and Tulsi Pipe Line Road.

## III.—Road Widening—

- (1) Bhandarkar Road from Lakhamsi Napoo Road to Kings Circle.
- (2) Globe Mill Passage between Dr. Annie Besant Road and N. M. Joshi Marg.
- (3) Sion Agra Road in City Limits.
- (4) 20" wide passage off Bhau Daji Road from Dr. K. A. Subramaniam Road to Road No. 19 in Sion Matunga Estate.

## APPENDIX No. 4.

## Drainage.

The following works have been completed during the year under review :—

Serial No.	Name of the work.	Estimated Cost	
		Rs.	P.
1	Providing 12"—9" dia sewer line in area (J) at Andheri (East)	—	1,74,754.00
2	Providing 12"—9" dia sewer line in area (N) at Andheri (East)	—	2,18,887.21
3	Providing 9" dia sewer line at Mangalorian Garden Society	—	—
4	Providing 36" dia. R.C. Pipe sewer line from end of private passages and under the Railway Tank at Andheri	—	1,27,918.00
5	Providing 9" dia. S. W. Pipe sewer line along Vithalbai Patel Road at Andheri (West)	—	2,45,176.00
6	Providing 21"—24" dia sewer line along 60 ft. wide road north of Irla Nallah in Juhu Colony, Vile Parle (West).	—	52,318.05
7	Providing and laying sewers in T.P.S. III, Ghatkopar	—	1,95,272.75
8	Providing and laying 9" dia. sewer in passages in Ghatkopar	—	65,831.13
9	Providing and laying 15" dia. sewer in Sion Trombay Road, Chembur	—	45,058.77
10	Providing and laying 30" dia. sewer in Vidya Vihar Part I	—	2,87,325.15
11	Providing and laying 36" dia. sewer in Malad Part I	—	3,68,519.28
12	Providing and laying 36" dia. sewer in Malad Part II	—	3,11,272.00
13	Providing and laying sewers in Malad (West) Part A	—	2,35,344.35
14	Providing and laying sewers in Malad (West) Part C	—	1,31,037.63
15	Providing and laying 39" dia. sewer in along Ramchhoddas Road and Nehru Road at Mulund (West).	—	1,64,009.74
16	Providing 36" dia. sewer at Kandivali Part I	—	1,97,319.67
17	Providing 36" dia. sewer at Kandivali Part II	—	2,65,083.19
18	Providing and laying 300 mm. R. C. Pipe sewer and 250 mm. dia. S. W. sewer along Marve Road from Junction of S. V. Road upto the Road Leading Adarsha Dhugdhalaya Malad (West).	—	82,827.51
19	Providing and laying 18"—12" dia. H. F. sewer 9" dia. S. W. sewers Pipe along S. V. Road from Junction of Underai Road upto junction of proposed 78 ft. Road at Malad (West) Part II.	—	2,15,947.00
20	Providing open storm wafer drain in L. & M Wards	—	10,92,746.35
21	Providing and laying 300 mm. dia. (12") dia. R. C. Pipe sewer and 250 mm. dia. (9") dia. S. W. Pipe sewer in Kirol Village, Ghatkopar.	—	77,540.96

## APPENDIX No. 5.

## Drainage.

The works were in progress during the year under review.

Serial No. (1)	Name of the work. (2)	Estimated Cost (3)	
		Rs.	
1	Providing and laying 48" dia. R. C. Pipe Western sewer line along Express Highway at Kherwadi from M. H. Nos. 53 to 75	—	4,28,337.00
2	Providing 18" C. I. Rising Main from Jai Bharat Pumping Station including dry well	—	2,44,694.15
3	Providing 30" dia. R.C. Pipe sewer line along Nehru Road at Santacruz (East) Part A.	—	1,58,536.75
4	Providing 12"—9" dia. and 27" dia. sewers line at Santacruz (East) Part B	—	1,46,674.7
5	Providing 12"—9" dia. sewer line at Santacruz (East) Part C	—	1,43,027.48
6	Providing 30" dia. R. C. Pipe sewer line along Jai Prakash Road at Andheri (West)	—	—
7	Providing 9" dia. S. W. sewers line at Cazdar Scheme, Santacruz (East)	—	35,80,797.00
8	Providing and laying 400 mm. dia. (15"—12") H. P. Sewer along Koliwada Borla Road and 250 mm. (9") subsidiary sewers at Chembur	—	3,60,662.45
9	Providing and laying 30" dia. R. C. Pipe sewer from P.W.D. Road near Govt. labour Inst. to the existing M.H. over 36" sewer at Ghatkopar Pumping Station Part IV	—	2,61,604.95
10	Providing and laying 30" dia. R. C. Pipe sewer from M. H. 30 to 40 the proposed sewer from P.W.D. Road near Government labour Institute Kurla, to the existing manhole over 36" sewer at Ghatkopar Pumping Station Part III including the portion under Central Railway track near Vidya Vihar Station	—	2,31,429.72
11	Supply and erection of pumping sets and laying 24" dia. C. I. rising main for Ghatkopar Pumping Station	—	—
12	Providing and laying 48" dia. R. C. Pipe sewer from Nehru Road along Nala beyond Railway culver No. 18/1 a Mulund (West)	—	1,99,254.88

## APPENDIX No. 5—Contd.

Serial No. (1)	Name of the work (2)	Estimated Cost (3)
		Rs. P.
13	Providing and laying 25" dia. R.C. pipe sewer in the compound of PREMIER AUTOMOBILES LTD. Kurla from its junction with 18" to 12" sewer upto its junction with 30" sewer	
14	Providing and laying 900-300 m.m. (36"-12") H. P. sewer and 250 m.m. (9") dia. S. W. Pipe sewer along S. V. Road from junction of Jawahar Nagar Road to Oshivara Brige at Goregaon (West) Part-I	2,32,842.92
15	Providing and laying 18"-12" H. P. Sewer and 9" dia S. W. Pipe Sewer along S. V. Road (G. B. Road) from Govind Nagar Road to junction Jawahar Nagar Road Goregaon (West) Part-II	2,72,639.85
16	Providing and laying 30" dia and 12" dia H. P. sewer and 9" dia. S. W. pipe sewer along S. V. Road (G. B. Road) from Junction Undria Road upto Lajpatrai Road at Malad (West) Part-B	2,03,460.06
17	Providing and laying 700-300 m.m. (27"-12") dia H.P. sewer and 250 m.m. (9") S. W. Pipe sewer along S. V. Road between Mathuradas Road and Goras Wadi Kandivli (West) Part-I	1,48,690.75
18	Providing and laying 300-250 m.m. (12"-9") dia sewer along S. V. Road North of M. G. Road between Station Road and M. G. Road and between Poisar Bridge and Balasinar Co. Op. Housing Society at Kandivali (West) Part-I.	1,81,258.49
19	Providing and laying 450-400-300 m.m. (18"-12"-15") H. P. sewer and 250 m.m. (9") dia S. W. Pipe sewer along S. V. Road from Poisar Bridge to junction Uncobai Road Borivali (West) Part-I	2,29,277.38
20	Providing and laying 400-300 m.m. (15"-12") dia R. C. sewer and 250 m.m. (9") dia. S. W. Pipe sewer along S. V. Road at Borivali (West) Part-II	1,75,836.95
21	Providing and laying 1500 m.m (60") dia. H. P. sewer along the proposed Relief Road at Kandivali from junction Marve Road up to the junction Extension of Shankarlane	2,05,528.26
22	Construction of 1828 x 2743 m.m. ovoid sewer along Marve Road from the junction of 100" Relief Road upto the Site of Marve Road pumping station Malad (West)	7,95,085.49
23	Providing and laying 300 m.m. dia R. C. pipe sewer and 250 m.m. S. W. drain along Marve Road from 44" Road upto the junction with 100" Relief Road at Malad (West)	1,35,823.84
24	Construction of pumping station holding pond and compound wall Roads and Reclaiming the land Mechanical and Electrical work at Malad Pumping Station Malad (West)	
25	Providing open storm water drains in P and R Wards	1,27,508.00
26	Providing open storm water drains in H Ward	16,58,340.62
27	Providing open storm water drains in 'K' Ward	2,73,922.45

## APPENDIX No. 6

Serial No.	Name of the street	Remarks
1	Private Street at Gowalia Tank Road	The portion of the work reported to be incomplete is being completed.
2	Private Street off Dr. E. Moses Road	The improvement work is completed. The accounts are being verified by the Chief Accountant's Office after which the street will be declared public.
3	Private Street known as Gowalia Chawl Lane	Do.

## APPENDIX NO. 7.

Statement showing Private Streets proposed to be improved without resorting to action under section 305 of the Act.

Serial No.	Name of the street	Remarks
1	Private street off Government Gate Road leading to Rajkamal Studio.	Underground drainage work is completed. Road surfacing work will be started after monsoon.
2	Private Street from Dr. E. Moses Road to Stores Depot, of Western Railway.	Do.

## APPENDIX NO. 8.

*Revision applications admitted by the High Court and referred back to the Chief Judge of the Small Cause Court for further disposal.*

Serial No.	Name of the private Street	No. of applications	Remarks
1	1st Pasta Lane	6	Out of 6 reference 5 were dismissed by the Chief Judge and 1 is pending.
2	Leading to Sophia College	3	Out of 3 references 2 were disposed off in favour of B. M. C. and 1 is pending.
3	Adam Mistry Lane	2	Pending in S. C. Court.
4	Off Shankarrao Pupala Road opp. Kamathipura 5th Lane.		Do.
5	Off Curry Road Low Level Road South Zaoba's Oart	1	Disposed of in favour B. M. C. The application is rejected by the High Court.

## APPENDIX No. 9

*Priority list of 14 private streets in City limits approved by M. C.—The streets are to be improved as per C. R. No. 1297 of 10-1-63.*

Serial No.	Ward	Locality or name of the private street
(1)	(2)	(3)
1	A	Private street between Sorab Bharucha Road and 1st Pasta Lane.
2	..	Mosque lane between Robert Road and Colaba Road.
3	..	Private street near Strand Cinema.
4	C	Dady Santok lane (Boriki Chawls), between Sonapur Lane and Jagannath Shankarseth Road
5	..	Jivanji Maharaj Wadi off 3rd Bhoiwada Road.
6	..	Merchi Market lane between S. K. Memon Street and Janjekar Street.
7	D	Passages around Banganga Tank.
8	..	Private street of Tardeo Road by the side of Survodya Mill compound.
9	E	Private street between Chinch Pokli cross Lane and Sussex Road cross Lane behind old Maratha Hospital near Palanji Chawl.
10	E	Lane from Mazogaon road to Belvedor Road.
11	..	Ripon Road cross lane from Morland road junction to Moulana Azad Road (Ripon R.).
12	F	Passage between Parel Tank road and Kalachowky Road south of Western India Mills
13	..	Thakur wadi off Naigaum cross road near Parsi Agiary.
14	G	Dana Bazar Gully off Sitaladevi Temple Road.
15	..	Passages around Mahim Durgah off (Cadell Road) Swatantraya Veer Savarkar Marg.

## APPENDIX No. 10.

Sewage Pumping and Compressor Station in the City

## Pumping Station.

Sr. No.	Name of the pumping Station.	Total Quantity of Sewage pumped in m. g. d.	Units consumed in K. W H. during the year.	App. cost of electric energy in Rs.	Remarks.
(1)	Matunga Pumping Station	4,606.750	1,46,297	81,660.95	
(2)	Mahim Pumping Station	2,426.12	3,83,770	34,097.48	
(3)	Tulsi Pipe Line Pg. Stn.	679.716	2,55,560	23,077.57	
(4)	Globe Mill Pumping Station	2,332.283	2,18,850	19,908.84	
(5)	Wadala Pumping Station	1,671.457	4,93,170	48,258.25	
(6)	Duccan Pumping Station	16.93	21,664	711.07	
(7)	Sion Pumping Station	178.17	1,15,841	11,058.84	
(8)	Sewree Pumping Station	...	4,621	434.48	
(9)	Jacob Circle Pumping Station	2,388.00	2,91,220	29,508.36	
(10)	Chinchpokli Pumping Station	91.187	...	...	
(11)	Nepeansea Road Pumping Station	50.291	16,337	1,908.95	
(12)	Harvey Road Pumping Station	152.208	40,132	3,838.42	
(13)	Tank Bunder	98.58	36,156	3,707.58	

## Compressor Stations.

(1)	Warden Road Air Compressor Station.	...	2,94,500	21,366.80	
(2)	Victoria Garden Air Compressor Station.	...	7,40,297	45,293.00	
(3)	Carral Road	...	1,57,790	15,522.12	

## APPENDIX No. 11—Cancelled.

## APPENDIX No. 12.

List of the works Completed Road Section (Western Sulurbs).

Sr. No.	Name of the work.	Estimated Amount.
		Rs.
(1)	Asphalting of foot paths along Kaliana Kurla Road from Municipal Dispensary to Aerodrome Santacruz.	34,121
(2)	Construction of open built up S.W. drains along road in T.P.S. IV Santacruz	1,75,651
(3)	Widening of 2nd Hasanbad Lane from Church Avenue to Station Road, Santacruz (West).	81,203
(4)	Providing and laying S. W. drains and foot-paths along 5th Road Khar	93,593
(5)	Improving of Manchhubhai Road, Malad (East) and providing S. W. drains	48,023
(6)	Construction of Khotwell road off Quarry Malad (East)	44,755
(7)	Repairs to Swami Vivekanand Road from Oshivra Bridge to Borivli level crossing premichip coat method.	2,53,702
(8)	Improving of private road off old Nagendas Road, Andheri	95,032
(9)	Improving of Dr. Charat Sing Colony Road, Andheri	58,775
(10)	Improving of road leading to P. P. Dias Compound off Hindu friend's Society Jogeshwari	79,025
(11)	Improving of private streets known as subhash Road off Caves Road, Jogeshwari	97,224
(12)	Widening of Mathurdas Vissanji Road from Bamanpuri to Miti River bridge (Excluding asphalt macadam work) (M/s. Ram Construction Co.) (Part)	8,36,831
(13)	Asphalt passages at Dahisar West, East Gaothan, Kandarpada.	1,34,702
(14)	Construction of S.W. Drain and widening of road joining Mamlatdar wadi via. adarsha colony road Malad	4,92,427
(15)	Widening and reconstruction of (i) Birla Lane (ii) Extension of Turner Royal Lane (3) Military Road (iv) Azad Road extension Juhu	1,32,079
(16)	Construction of internal road at Squatters colony, Jogeshwari	38,075
(17)	Construction of retaining wall at Mamlatdar Wadi, Malad	46,154
(18)	Training of nalla near Church at Goregaon from Factory Lane to Hickson and Dadaji to Pandurang Wadi Road, Goregaon	2,17,768
(19)	Providing hume pipe drain from Dena Bank to Andheri Naka	3,89,027
(20)	Providing hume pipe drain along Swami Vivekanand Road from Dena Bank to Andheri Sub-Way	91,518
(21)	Widening of 100' wide road in Juhu Vileparle Development Scheme, Vile Parle	9,73,055
(22)	Providing hume pipe drain from Andheri Naka to Oshivra	4,02,078
(23)	Widening of Dashrathlal Joshi Road, Vile Parle	87,251
(24)	Widening of Ansari Road in T. P. S. Vile Parle	26,340
(25)	Widening of Bajaj Road in T. P. S. III, Vile Parle	1,21,447
(26)	Widening of Dadabhai Road T. P. S. VI Vile Parle	1,03,231
(27)	Widening of Church Road, T. P. S. III, Vile Parle	96,032
(28)	Construction of S. W. drain in T. P. S. II, Borivli	5,39,058
(29)	Construction of S.W. drain a L.T. Road, Maharashtra Nagar at Borivli	51,625
(30)	Widening of 70' wide road from Andheri Level crossing to Bamanpuri, including asphalt macadam work	10,34,002
		5,05,744

## APPENDIX No. 13

## List of the works completed Road Sections (Eastern &amp; Suburbs)

Serial No.	Name of the work	Estimated amount	
		Rs.	P.
1	Construction of Gamdevi Road at Bhandup	83,291.50	
2	Proposed channelising of charai Nalla at Chembur	86,340.87	
3	Construction of S. W. Drains in low lying area of the Hall Ward bridge at Kurla	1,08,573.00	
4	S. W. Drains in the Govt. housing scheme in the sub scheme No. XVIII Kiroi Western Section and Rajawadi Scheme at Ghatkopar	1,65,447.00	
5	Proposed S. W. Drain in the layout of Municipal land at Vikhroli	55,545.77	
6	Construction of road leading to Messrs. James Bache & Co., at Bhandup	63,716.05	
7	Semigrouting road leading to Dinner shed angaute bone Factory in Chembur level crossing at Chembur	66,383.95	
8	Widening and improving the surface by semigrouting of Sardar Vallbbhai Patel Road at Mulund	67,044.22	
9	Widening the Carriage way and improving the existing surface of (1) Vithalbhai Patel Road (2) Velji Ladhbbhai Road (3) Zaver Road (4) R. M. Bhojraj Road (5) Dr. Ambedkar Road (6) Trivedi Road providing foot-path on the roads at Mulund...	6,44,837.75	
10	Widening Bombay Agra Road stage No. 1, Widening Bombay Agra Road stage No. 2 and Widening Bombay Agra Road stage No. 3...	87,07,279.00	
11	Construction of S. W. Drain in Mulund T Ward	14,19,946.00	
12	Widening of Ghatkopar Mahul Road from Chembur Naka to Anik Village	4,00,000.00	
13	Semigrouting Ghatkopar Mahul and two other Roads in M/Ward	1,64,083.00	
14	Proposed Hume pipe S. W. Drains along Mahatma Gandhi Road between Purshotam Kheraj Road and railway line at Mulund	1,63,230.00	
15	Asphalting the road for proposed Truck Terminal at Mulund	2,69,537.00	
16	Construction of Eleven private streets in L & M Wards	2,09,009.35	
17	Construction of access road to Navghar pada Village at Mulund	36,935.00	
18	Providing premix chip coat at Sion Trombay Road from E. E. Highway to Chembur Naka	1,41,290.00	
19	Widening the Jawaharlal Nehru Road at Mulund	1,27,155.35	
20	Construction of Part of Jangal Mangal Road at Bhandup	1,52,431.85	
21	Asphalting the passage and constructing side drain in village of Navghar Pada and Govanpada Nava pada and Nahur in Mulund	1,98,816.24	
22	Proposed widening as with as phalt maccadam station road at Vikhroli	1,29,304.77	
23	Widening of Private Street Impostle Co. operative Housing Society Near Hindu Burial Ground, Chembur	85,869.39	
24	Providing asphalt macadam along C. S. T. Road from junction of its Sion Trombay Road to Ghatkopar Mahul Road...	1,64,051.25	

## APPENDIX No. 14

## List of works in progress in the year 1966-67 Roads Section (Western Suburbs)

Serial No.	Name of the work	Estimated amount	
		Rs.	P.
1	Construction of an embankment for 60' wide road with 26' asphalt carriageway connecting Kandivli Industrial Estate to Malad Marve Road	6,52,300.00	
2	Improvement of private street known as Meera Baug, Santacruz	74,055.00	
3	Construction of private Street at Peru Baug, Goregaon	70,465.00	
4	Improvement of private street of Hill Road, Bandra	40,844.00	
5	Construction of S. W. drain at Jawahar Nagar, Goregaon	2,41,000.00	
6	Improving and widening of Malad Marve Road 78' from S. V. Road to bridge	17,15,936.00	
7	Widening of Mahatma Gandhi Road 78' Kandivli	12,62,920.00	
8	Proposed widening of carriage way of 15th Road between first road and Main Avenue Santacruz		
9	Development of Municipal industrial Estate on Municipal land known as Cama Industrial Estate and construction of internal road, Goregaon	2,04,315.00	
10	Providing and widening Dr. Ambekar Road with footpath, Bandra	1,59,847.00	
11	Widening of 80' Road joining Caves Road and Hindu friends Society Road, with S. W. drains and footpaths at Jogeshwari	5,65,721.00	
12	Absorbing the Central reservation in the carriageway of .G. Road, Goregaon	4,00,035.00	
13	Providing S. W. drains Kant-Wadi scheme, Bandra	3,47,732.00	
14	Construction of road including site drains in Koldongri village between Salsette track and Dadabhai Road	4,23,529.00	
15	Improving and widening of roads in Jayaprakash Nagar, Goregaon	6,52,279.00	
16	Widening and improving of Mathurdas Vissanjee Road with asphalt maccadam from Bamanpuri to Mithi River bridge	13,76,158.00	
17	Proposed foot-paths along roads connecting Swami Vivekanand Road and Hassanbad Lane at Ramkrishna Nagar, Khar	45,408.00	
18	Construction of Akurli Road extension, Kandivli...	9,60,671.00	
19	Improving and widening of New Nagardas Road Andheri (East)	1,86,038.00	

## APPENDIX No. 15

## List of Works in Progress in 1966-67 Road Section (Eastern Suburbs)

Serial No.	Name of the work	Estimated amount
		Rs.
1	Training of Nallah along Mahatma Gandhi Road across Rly. track Kesar Baug at Mulund (East)	92,458.00
2	Training of Nallah at Bhatti Pada, Bhandup	3,48,055.15
3	Providing foot-path and open drains for central salsette road between its junction with Ghatkopar Mahul Road and Sion Trombay Road at Chembur	1,81,291.24
4	Widening the carriage way of Borla Koliwada Road, Chembur, from Ghatkopar Mahul Road to Sion, Trombay Road	4,28,901.00
5	Providing S. W. Drainage arrangement wherever necessary on Bombay Agra Road, from City limit to Sanghani Estate at Ghatkopar	4,60,991.70
6	Providing 3" thick asphaltic concrete over the existing carriageway and providing asphalt seal coat for the foot-path wherever necessary on Bombay Agra Road from City limit to Sanghani Estate Ghatkopar	17,19,420.08
7	Widening the Bombay Agra Road with Asphalt Macadam and Providing S. W. Drains from Shangrila Biscuit factory upto Municipal Old limit	5,23,042.00
8	Construction of open S. W. Drains along Mahatma Gandhi Road between Rajendra Prasad Road and Purshottam Kheraj Road at Mulund	1,34,458.47
9	Construction of open storm water drain along Purshottam Kheraj Road at Mulund.	3,32,961.00
10	Proposed widening the carriage way and improving the existing surface by semigrouting of Mahatma Gandhi Road, Mulund from Railway Station to Rajendra Prasad Road and providing foot-path in these roads	3,88,827.60
11	Proposed widening and improving the surface of carriage way with asphalt Macadam of conidor Road from Anik Village to Gavanpada at Mulund	6,26,997.00
12	Proposed widening and improving the surface of the carriage way with asphalt Macadam of Ghatkopar Mahul Road from Salt Chowki and Railway level crossing and providing foot-path on these roads	13,38,887.80
13	Improving the carriage way by semi grouting the Road in hutment Dwellers colony at Tagor Nagar, Vikhroli	3,82,454.22
14	Proposed widening of carriage way and improving the existing surface of Netaji Subhash Road from Dr. Rajendra Prasad Road to Sardar Vallabhbhai Patel Road, Mulund and providing foot-path on this road.	3,96,533.55
15	Improving with asphalt Macadam the carriage way of Ghatkopar Mahul Road from Sion Trombay Road to Anik Village.	8,29,683.17
16	Repairs by premix chip coat to old Bombay Agra Road from its junction with Magan Nathuram Road to Police Court, Kurla (2) Mahatma Gandhi Road from Ghatkopar Mahul Road to Bombay Agra Road, Ghatkopar.	4,87,012.50
17	Asphalting the area near the Octroi Office and Truck Terminal at Eastern Express Highway at Mulund.	5,37,100.00
18	Improving the carriage way with asphalt Macadam and providing asphalt seal coat for foot-paths on Bombay Agra Road from Ghatkopar to Shangrila Biscuit Factory at Bhandup.	27,60,053.00
19	Laying 48" dia H.P. drains culvert across the approach road to Municipal Office E. Highway, Mulund.	20,826.00
20	Proposed widening and improving the surface of carriage way with asphalt Macadam of Sion Trombay Road from the junction of E. E. Highway to the junction of Bombay Panvel Road and providing the S.W Drains and foot-path on this road.	68,21,468.60
21	Proposed construction of S. W. drain in T. P. S. III Ghatkopar.	5,66,547.00
22	Construction of three private roads in N & T Wards.	81,057.31
23	Improving of Magan Nathuram Road, Kurla with asphalt Macadam.	1,05,768.22
24	Improvement of Bail Bazar Road, Kurla with asphalt Macadam.	1,07,458.44
25	Asphalting passage in Kanjur Village at Bhandup.	47,114.13
26	Widening and improving with asphalt macadam surface Ghatkopar Mahul Road from Chembur level crossing to Sion Trombay Road.	7,11,273.12

## APPENDIX No. 16.

## Pumping Station in Western and Eastern Suburbs

Serial No.	Installation	Installed Capacity MGD.	Sewage Pumped during the year.	Average sewage pumped per day (M.G.)	Electric Energy consumed (K.W.H.)	Remarks Cost
						Rs.
1	Khar Pumping Station West	15	1,109	3.03	3,28,148	27,722
2	Versova Pumping Station West	24	2,620	7.17	5,716,12	44,300
3	Ghatkopar Pumping Station East	18.25	2,265	6.20	7,21,193	47,786
4	Bunderwadi Pumping Station West	1.5	374	1.03	20,62,90	16,478
5	Chimbai Pumping Station West	1.5	171	0.46	20,846	26,21
6	Kurla Pumping Station East	4.5	528	1.44	2,51,424	20,161
7	Vikhroli Pumping Station East	1.5	20	0.05	5,255	1,021
8	Jaibharat Pumping Station West	1.5	447	1.22	56,971	5,835



## APPENDIX No. 17.

## Suburbs.

Important setback added to the Roads during the year 1966-67.

## H Ward.

Serial No.	Name of the Roads	Total area sq. yds.
1	National Library Road, Bandra.	...
2	Bulseroyce Colony Road, S' Cruz.	1,025.00
3	Dr. Ambedkar Road, Bandra.	1,830.00
		300.00

## K Ward.

1	Nehru Road, Vile-Parle.	...	611.11
2	Hanuman Road, Vile-Parle.	...	1,072.82
3	Subhash Road, Vile Parle.	...	288.88
4	Old Police Station Road, Vile-Parle.	...	244.44
5	Telli Gulli, Andheri.	...	355.55
6	Bhardawadi Road, Andheri.	...	266.66

## APPENDIX No. 18.

## Suburbs.

Statement showing the works other than the work under sewerage scheme which are either completed or in progress under Loan Works Programme during the year 1966-67—

Serial Na.	Name of the work.	Estimated cost
		Rs.
	<b>H Ward.</b>	
1	Proposed widening of Hill Road between B. J. Road and Hill Road.	11,529.00
2	Proposed widening of carriage way at Khar Pali Road from Junc. of S. V. Road to V. P. Road.	43,920.00
3	Proposed adding set back at Juhu Road opp. Junc. of S. V. Road, opp. Shri Bldg....	13,000.00
4	Proposed const. of road at Plot No. 9 to 35 & 83 T. P. S. S' Cruz.	25,415.00
5	Proposed widening of 6th Road, T. P. S. IV S Cruz from J. N. Road to 7th Road, S' Cruz.	15,618.00
6	Proposed widening of carriage way of Linking road, from 24th Road.	23,392.00
7	Proposed asphaltting of 5th Road behind Kheri Masjid, Jai Bharat Society, Bandra....	4,253.00
8	Providing bund wall at N. A. 567, opp. Christian temple, at St. John Baptista Road, Bandra.	1,107.00
9	Proposed traffic island at the junc. of V. P. Road & South Avenue Road, in Khar....	1,707.00
10	Electric Sub-Station at Jaibharat Pumping station, Khar.	11,342.00
11	Providing storm water drain along private street, Vakola.	11,013.00
12	Proposed construction of 2 seated aquaprivy Pillow box type at Nehru Road, Santa-cruz.	4,942.00
13	Proposed construction of 4 seated Urinals block Hume pipe pillow box type for 'H' Ward.	2,814.00
14	Proposed P. S. Cs. on footpath on P. No. 1st road, Opp. Jayanand Khira, Santacruz....	9,108.00
15	Proposed construction of six seated P. S. Cs. at Cemetary road, Crick Land, Bandra..	18,145.00
16	Providing ground stones at 2nd Hasnabad Lane, Santacruz.	6,800.00
17	Proposed Sub-station at Jaibharat Pumping Station.	14,607.00
18	Repairs to footpath at 30th road, T. P. S. IV. Bancra.	907.00
19	Repairs to footpath at 30th road, between 24th road to 16th road, T. P. S. III, Bandra...	907.00
20	Proposed construction of road in T. P. S. X, Bandra.	2,111.00
21	Proposed construction of 2 seated aqua privy pillow box type near Municipal dispensary, Kalina.	4,825.00
22	Proposed P. S. C. at Dadabhai Road, Chunabhatti, Santacruz.	9,110.00
	<b>K Ward.</b>	
23	Raising the level of the portion of Road off Subhash Road, Vile Parle.	35,914.00
24	Chanelizing island at the junction of S. V. Road & Gazdar Road near Gazdar Hall, Ancheri.	1,379.00
25	Channelising island at the junction of Ceaser Road and S. V. Road, Andheri.	1,179.00
26	Channelising Island at the junction of Dadabhai Road and J. P. Road, Andheri Versova.	1,504.00
27	Channelising Island at the junction of K. A. Road and Sahar Road.	908.00
28	Traffic Island at the junction of S. V. Road and Dashrathlal Joshi Road and New Juhu Road, Vile-Parle.	2,317.00
29	Traffic Island at the junction of S. V. Road and Vallabhai Road, Vile-Parle.	509.00
30	Traffic Island at the junction of S. V. Road and road leading to Khadi Bunder, Vile-Parle.	636.00

## APPENDIX No. 19.

## Suburbs.

Name of the roads in which action for improvement was taken under section 305 of the B.M.C. Act during the year 1966-67.

H. K. L. M. &amp; N. Wards

Nil.

## APPENDIX No. 20.

## Suburbs.

Estimates prepared for the improvement of Private Roads which are in Public use for more than 10 years.

Serial No.	Name of the Road.	Cost.
		Rs.
	P. P. Dias compound road leading from Hindu Friends Society Road, Jogeshwari.	19,196.00

## APPENDIX No. 21.

## Suburbs.

Statement of private roads which are in public use for more than 10 years.

1. P. P. Dias compound Road leading from Hindu Friends Society Road, Jogeshwari.

## APPENDIX No. 22.

## Suburbs.

Statement showing the works carried out under village amenities funds during the year 1966-67.

Serial No.	Name of the work.	Cost
		Rs.
	<b>H Ward.</b>	
1	Asphalting passages at Rajan Field, Bandra.	15,752.00
2	Slum Improvement in Jawahar Nagar, Bandra (East).	6,652
	<b>K Ward.</b>	
3	Improving Main Road in Versova Village.	14,093.00
4	Providing internal passage in Versova Village.	12,707.00
5	Improving surface of the road at Church Pakhadi near Church in Sahar Village.	8,804.00
6	Construction of passage at Amboli Gaothan, Andheri.	2,062.00
7	Improving surface of main road in Bhandarwada Road Village.	11,002.00
8	Raising the existing lane in Andheri Gaothan No. 1, Bit No. 1.	12,326.00
9	Improving surface and filling pot holes at Mogra Andheri (East).	13,722.00
10	Raising the existing lane in Andheri Gaothan Bit No. II.	12,029.00
11	Construction of passage at Juhu Gaothan No. 1.	4,621.00
12	Improving road surface at Gundavli Village Andheri.	7,669.00
	<b>L Ward.</b>	
13	Cement concreting the drains in Trambay Village.	7,800.00
14	Cement concreting the drains in Anik Village	17,192.00
15	Cement concreting the drains in Govandi Village	1,580.00
16	Cement concreting the drains in Mankhurd Village	539.00

## APPENDIX No. 23.

## Suburbs.

Publicsanitary Conveniences during the year 1966-67.

## H Ward.

Works completed:—

1. 6 seated P. S. Cs on the proposed 40' road opp. Jayanand Khira, Santacruz (West).
2. 6 seated P. S. Cs. at Dadabhai Road, Chunabhatti, Santacruz.

**K Ward.**

3. Construction of 8 seated Aqua privy block at Bamanpada, Andheri.
  4. Construction of 4 seated Acqua privy block at Irla Village, Vile-Parle
  5. Construction of 4 seated Acqua privy block at Bamanwadi
  6. Construction of 4 seated Acqua privy block at Amboli, Andheri.
  7. Construction of 8 additional W. C. seats at Pai Lane, Vile-Parle
- Works in progress.*

**H Ward.**

1. 2 seated Acqua privy pill box type at Nehur Road, Vakola, Santacruz
2. 20 seated P. S. C. of intermediate type flushing system at Dr. Ambedkar Road, Bandra
3. 6 seated P. S. C. at Cemetary Road, Creek Land, Bandra

**K Ward.**

4. Construction of 8 seated Acqua privy block at Mograpada, Andheri.

**L Ward.**

Acqua, Privy Blocks were constructed at the following places :—

1. Reconditioning the existing 8 seated A. P. Block at Gawanpada.
2. Construction of 4 seated A. P. Block at Siddharth Colony North side.
3. Construction of 4 seated A. P. Block at Siddharth Colony South side.
4. Construction of 4 seated A. P. Block at Ghatla Village.
5. Construction of 2 units P. S. C. near Akash Talkies, Kurla.
6. Construction of 1 unit P. S. C. near Plat form No. 9, Kurla (East).

**APPENDIX No. 24.**

Statement showing the number of tenements constructed during the year 1966-67.  
(Suburbs and Extended Suburbs).

Ward	No. of tenements.				Total
	One room	Two room	Three room	Large tenements usually known as flats	
L	J	121	698	21	841
M, N & T	342	475	672	103	1592
H	39	332	262	352	985
K	770	1925	3465	1540	7700
P	162	298	190	232	882
R	149	266	118	Nil	533

## APPENDIX No. 25.

Statement showing the roads along which regular lines have been (I) prescribed under Section 297 (1)(a)(II) revised under section 297(1)(b) and (III) proposed under section 297(a).

(Suburbs and Extended Suburbs).

## I—Regular lines prescribed—Section 297 (1)(a).

Serial No.	Ward.	Name of the road.	Plan No.	Proposed width
1	K	Suren Road, Andheri	... SE (S) K/7/66-67	44'-0"
2	Cesar	Road, Andheri	... SE(S) L/8/66-67	60'-0"
3	Nehru	Road, Vile Parle	... SE(S) K/9/66-67	60'-0"
4	"	Juhu Road, Juhu	... SE(S) K/10/66-67	30'-0"
5	"	Lane joining Juhu Road & J. V. D P.	... SE(S) K/11/66-67	20'
6	"	Proposed road connecting Hanuman Road and Subhash Road, Vile Parle	SE(S) K/12/66-67	30'-0"
7	"	Cama Road, Exten. off S. V Road	... SE(S) K/14/66-67	30'-0"
8	"	Lane near Juhu Gaothan No. 1	... SE(S) K/15/66-67	22'-0"
9	"	Lane near Juhu Gaothan No. 1	... SE(S) K/16/66-67	30'-0"
10	"	S. V. Road revision of 90' Regular line at Oshivra Bridge	... SE (S) K/19/66-67	90'-0"
11	"	Existing Regular line Off Juhu Lane, Juhu	... SE (S) K/20/66-67	60'-0"
12	H	Pandit Jawaharlal Nehru Road (Between Santacruz Rly. Station and Santacruz Cantonment	... SE(S) H/2/66-67	120'-0"
13	"	Regular lines along Tank Lane at Santacruz (West)	... SE(S)H/6/66-67	30'-0"
14	"	27th Road, T. P. S. III Bandra	... SE(S) H/10/66-67	40'-0"
15	"	Regular lines along C. S. Track road from M. H. B. Kanina to Kumar Engineering Company Ltd. Kolekalyan	... SE(S)/H/13/66-67	100'-0"
16	R	Lokmanya Tilak Road	... 221/Z. III/27-12-1966.	60'
17	"	Bajaj Road	... 214/W O.P & R/16-8-64	56'
		Vasanji Lalji Road	... do.	44'
		Govindrao Dalvi Road	... do.	44'
		Kamala Nehru Road	... do.	44'
18	"	Lokmanya Tilak Road, Borivali	... Pr/197/66	60'
19	"	Eksar Road, Borivali	... 199/31-1-1966	44'
20	"	Hemukalani Road, Kandivali	... 204/10-5-1966.	44'
21	"	Charkop Road (West).	... PN/202/III/19-2-1966	90'
22	"	Kilachand Road, Kandivali	... DRW/209/III/23-5-1966	44'
23	"	Sarojini Naidu Road	... DRW/201/11-12-1966	44'
24	"	Bapu Bagwe Road, Dahisar	... DRW/19/Z. III of 1-7-1966	60'
25	"	Akurli Road	... DRW/220/III of 17-12-1966	60'
26	"	Hemu Kalani Cross Road	... DRW/211/Z. III of 21-5-1966	44'
27	"	Swami Vivekananda Road joining Ganjawala lane, Borivali	... DRW/223 Z. III of 20-2-1967	80'
28	N	Lake Road, Extension	... SES/ZI/4/66-67/14-7-1966	60'
29	"	Bhandup Village Road	... SES/ZI/8/66-67 of 22-7-1966	60'
30	"	Subhash Road, Bhandup	... SES/ZI/ 166-67 of 22-7-1966.	44'
31	"	Datta Mandir Road, Bhandup	... SES/ZI/10/66-67 of 23-7-1966	60'
32	T	Rajendraprasad Road, Mulund from M. G. Road to cemetery	... SES/ZI/15/66-67 of 3-10-1967	60'
33	M		... SES/ZI/18/66-67 of 1-12-1966	90'
34	L	Christain Village Road, Kurla	... SES/ZI/17/66-67 of 12-10-66	44'

## II—Regular lines revised —Section 297(1)(b)

Serial No.	Ward	Name of the road	Plan No.	Proposed width	Revised Proposed
35	T	Netaji Subhash Road Mulund	... SES/ZI/3/66-67 of 14-7-1966	60'	60'
36	T	Mahatma Gandhi Road, Mulund	... SES/ZI/5/66-67 of 15-7-1966	60'	60'
37	N	Mahatma Gandhi Road, Ghatkopar	... SES/ZI/7/66-67 of 20-7-1966	56'	60'

## III—Regular lines proposed—Section 297(a)

38	H	Proposed 44'-0" wide as per Development plan near Madhavdas Colony, Santacruz (East)	SE(S)/H/66-67	44'
----	---	--	---------------	-----

## APPENDIX No. 26.

Particulars of the Vehicles in Suburbs &amp; Extended Suburbs.

Sr. No.	Type of vehicles	No. of vehicles.
1	Cesspool Lorries	89
2	Pick Ups	16
3	Jeeps	21
4	Refuse Lorries	22
5	Night Soil Trailers	43
6	Refuse Trailers	2
7	Dog Vans	3
8	Encroachment	2
9	Cash Van	5
10	Lorries (Eng. Deptt. and A. E. Mech.)	7
11	Mobile Dispensary	2
12	Insecticide Officer's Van	6
13	Do. Jeep	3
14	School Buses	2
15	Propoganda Van	1
16	Distress Warrant Van	1
17	Tractors	14
18	Ambulance	5
19	Meat Van	3
20	Trucks	20
21	Buses for passenger	3
22	Ford Car	1
		271

## APPENDIX No. 27. (Extended Suburbs).

Statement showing the water bound roads asphalted during the year 1966-67 in P &amp; R Wards.

Sr. No.	Name of the Roads.	Length in ft.	Length in Mile.	Cost.
				Rs.
MALAD.				
1	Liberty Garden Road No. 3	630	0.13	13,206
2	Harunkhan Cross Road	325	0.07	8,304
3	Kurar Village Road	1100	0.21	37,000
4	Extended of Khoti Well Road	150	0.03	1,500
GOREGAON				
5	Road joining Jay Praksha Road No. 2 to Sonawala Road and Abhinav School	540	0.12	21,547
6	Road from Jay Prakash Road No. 1 (Pilot Eng.) to the proposed Road No. 4	350	0.07	
7	Gogate Wadi Road	735	0.14	15,000
KANDIVALI.				
1	Hemukulani Cross Road No. 4	900	0.17	19,230
2	Kamala Nehru Cross Road	460	0.09	10,483
BORIVALI.				
3	Road joining Jambli Gally with factory lane	130	0.02	1,958
4	Approach road to the Municipal school, Sodawala lane	150	0.03	3,927
5	Approac. Road to Tulsibaug Colony	700	0.13	5,308
6	Road join <sup>g</sup> Carter Road No. 3 and Dattapada	500	0.09	10,834
7	Passage at Kolorpakhadi	150	0.03	1,489
8	Passage at Kolorpakhadi	125	0.02	1,720
9	Carter Road No. 7	800	0.15	22,984

## APPENDIX No. 28. (Extended Suburbs).

Important Set-back added to the Recds during the year 1966-67 : P &amp; R Wards.

Sr. No.	Name of the Road.	Total area in Sq. ft. Sq. yds.
1	Marve Road, Malad (West) ... ..	20,158.26
2	Nevatia Road, Malad (East) ... ..	2,416.24
	<b>TOTAL</b> ... ..	<b>22,574.50</b>
<b>KANDIWALI.</b>		
1	Sarojini Naidu Road ... ..	1,920.00
2	Hemukulani Cross Road No. 3 ... ..	1,920.00
3	Kila Chand Road ... ..	1,920.00
4	Narayan Joshi Road ... ..	1,280.00
5	Vasaniji Lalji Road ... ..	3,680.00
6	Dalvi Road ... ..	1,280.00
7	Bajab Road ... ..	1,920.00
8	Kamala Nehru Road ... ..	1,280.00
9	Akurli Road ... ..	9,600.00
<b>BORIVALI.</b>		
10	Lokmanya Tilak Road ... ..	9,600.00
11	Ganjawalla Lane ... ..	1,600.00
12	Eksar Road ... ..	3,400.00
13	Jambli Gally ... ..	2,250.00

## APPENDIX No. 29

## Extended Suburbs

Statement showing the works other than the work under sewerage scheme which are either completed or in progress under Loan Works Programme during the year 1966-67.

Serial No.	Name of the Work	Estimated cost
(1)	(2)	(3)
<b>P Ward.</b>		
		Rs. P.
1	District School lane off Daftary Road ... ..	7,764.00
2	Undaria Cross Road ... ..	1,949.00
3	Narsing Lane ... ..	5,684.00
4	Daruwala Compound ... ..	13,038.00
5	Harunkhan Cross Road ... ..	3,304.00
6	Liberty Garden Road No. 3 ... ..	13,206.00
<b>R Ward. (Kandivli).</b>		
1	Construction of Kamala Nehru Cross Road ... ..	10,483.00
2	Improving and widening Narayandas Joshi Road ... ..	12,046.00
3	Construction of Hemi Kalani Cross Road No. 4 ... ..	19,230.00
<b>Borivali.</b>		
4	Improving Kandarpada Road ... ..	19,460.00
5	Construction of Road joining Dattapada Road with Carter Road No. 3 ... ..	10,834.00
6	Construction of Passage at Kolorpakhadi ... ..	1,489.00
7	Construction of Passage at Kolorpakhadi ... ..	1,720.00
8	Improving and widening Carter Road No. 7 ... ..	22,984.00
<b>Dahisar.</b>		
9	Construction of Waman Bhoir Road ... ..	12,115.00
10	Construction of Bapu Bagwe Road ... ..	13,773.00
11	Construction of Carter Road No. 1 upto Dattapada ... ..	24,911.00
12	Widening and resurfacing Lokmanya Tilak Road ... ..	49,400.00

## APPENDIX No. 30

## Extended Suburbs

Statement showing the names of the private Roads which are in public used uninterruptedly for more than 10 years and in respect of which action for their improvement was taken under section 305 of the B.M.C. Act during the year 1966-67.

Serial No.	Name of the road
<b>P Ward.</b>	
1	Gogatewadi Road (East) from existing asphalted point upto Ganpati Mandir.
2	Jawahar Nagar Road No. 6 and 7 Goregaon (West).
3	Jawahar Nagar Road No. 8, Goregaon (West).
4	Jitendra Road Malad (East) starting from Nevatia Road and meeting Quarry Road, Malad (East).
5	Internal Roads of Liberty Garden on both sides of Main Road No. 1.
6	Road leading to Shreyas Colony from Aarey Road, Goregaon (West).
<b>R Ward.</b>	
1	Main Ashok Nagar Road, Kandivli.
2	Dattamandir Cross Road to Gokhale and Dattamandir Road, Kandivli.
3	Mahatma Gandhi Cross Road leading to tank on the North and to South of Mahatma Gandhi Road, Kandivli.
4	Road joining Carter Road No. 3 with Rai Dongri near P.S.C. Borivli (East).
5	Maharashtra Nagar Road, Borivali West.
6	Road from Umedashram bye Lane to Simpoli Road, Borivli (West).
7	Road joining Kasturba Road to Mahatma Gandhi Road, Borivali (East).
8	Cross Road off Dattapada Road, leading towards North.

## APPENDIX No. 31.

## Extended Suburbs.

Estimates prepared for Improvement of Private Roads which are in Public use for more than ten years.

Serial No.	Name of the Road	Estimated cost
		Rs. P.
<b>P Ward.</b>		
1	Gogatewadi Road Goregaon (East) from existing asphalted point upto Ganpati Mandir.	13,003.00
2	Jawahar Nagar Road No. 6-7, Goregaon	26,162.00
3	Jawahar Nagar Road No. 8 Goregaon	19,166.00
4	Jitendra Road Malad (East) from Nevatia Road and meeting Quarry Road Malad (East).	28,754.00
5	Internal Road in Liberty Garden on both sides of Main Road No. 1, Malad	33,567.00
6	Road leading to Shreyas Colony from Aarey Road, Goregaon (West)	69,952.00
<b>R Ward. (Kandivli.)</b>		
1	Hemu Kalani Cross Road No. 4	19,230.00
2	Cross Road No. II off Akurli Road leading to Vaishnav Niwas	6,609.00
3	Khajuria Tank Road	16,541.00
4	Kamala Nehru Cross Road	10,483.00
<b>Borivli.</b>		
5	Factory land joining Shimpoli Road thorough Rajda Nagar	19,555.00
6	Carter Road No. 3 joining Dattapada Road	10,835.00
7	Dattapada Road Extension	24,911.00
8	Extension of Carter Road No. 1 upto Dattapada	19,230.00

## APPENDIX No. 32.

## Extended Suburbs.

*Private Roads taken over by the Corporation.*

**R Ward (Kandivli).**

- (1) Hemu Kalani Cross Road No. 4.
- (2) Khajuria Tank Road.
- (3) Kamala Nehru Cross Road.
- (4) Akurli Cross Road leading to Vaishnav Niwas.
- (5) Shantilal Modi Cross Road.

**Borivli.**

- (1) Extension of Dattapada Road.
- (2) Road joining Shimpoli Road, through Rajda Nagar.
- (3) Road joining Carter Road No. 3. & Dattapada Road.
- (4) Cross Road off Dattapada Road towards north upto Carter Road No. 1.

**P Ward.**

- (1) Gogate Wadi Road, Goregaon (East), existing asphalted point upto Ganpati Mandir.
- (2) Jawahar Nagar Road No. 6-7 Goregaon.
- (3) Jawahar Nagar Road No. 8 Goregaon.
- (4) Jitendra Road Malad (East) from Nevatia Road and meeting Query Road, Malad (East).
- (5) Internal Roads in Liberty Garden on both sides of main Road No. 1, Malad.
- (6) Road leading to Shreyas Colony from Aarey Road, Goregaon (West).

## APPENDIX No. 33. (Extended Suburbs).

*Statement showing the works carried out under Revenue Budget during the year 1966-67.*

Sr. No.	Name of the Road.	Length in Ft.	Length in Mile.	Cost.
				Rs.
MALAD.				
1	Zakeria Road	1200	0.23	13,331
2	Anandilal Podar Road	1090	0.21	11,794
3	Extension of Khoti well Road, Malad	150	0.03	1,797
GOREGAON.				
4	Widening and resurfacing Walbhat Road at Goregaon	1210	0.23	22,104
<b>R Ward. KANDIVLI.</b>				
1	Improving and widening Bhogilal Fadia Road	550	0.10	23,513
2	Improving and widening Subhash Lane Kandivli	550	0.10	24,875
BORIVLI.				
3	Construction of Road joining Jambli Galli with Factory Lane.	130	0.02	1,958
4	Construction of approach Road to Municipal School Saodawala Lane	150	0.03	3,927
5	Improving and widening Vasantrao Road	550	0.10	8,133
6	Construction of approach Road to Tulsibaug Colony	700	0.13	5,308
7	Improving and widening Kasturba Road	1750	0.33	24,791
8	Improving Kasturba Road No. 2	900	0.17	11,265
9	Widening and resurfacing Carter Road No. 8	740	0.14	16,215



**APPENDIX No. 34. (Extended Suburbs)***Statement showing the works carried out under village amenities funds during the year 1966-67.*

Sr. No.	Name of the work.	Cost.
<b>P Ward.</b>		<b>Rs.</b>
1	Construction of New Road joining two existing Gaothan Roads of Pannalal Ghosh Cross Road No. 1 Malad (West) ...	2,574
2	C.C. Passage to the extension of Pannalal Ghosh Road at Malad Gaothan Malad ...	6,215
<b>R Ward. (Borivli).</b>		
1	Improving Kandarpada Road ...	19,460
2	Construction of passage at Kalurpakhadi ...	1,489
3	Construction of passage at Kolarpakhadi ...	1,720
<b>DAHISAR.</b>		
4	Construction of Bapu Bagwe Road ...	13,773
5	Construction of Waman Bhoir Road ...	12,115
6	Widening and resurfacing Lokmanya Tilak Road ...	49,400

**APPENDIX No. 35. (Extended Suburbs).***Public Sanitary Conveniences during the year 1966-67.*

Sr. No.	Name of the work.	Estimated cost.
<b>P Ward.</b>		<b>Rs.</b>
1	Construction of 8 seated aqua privy block at Squatters Colony Malad (East) ...	21,539
<b>R Ward.</b>		
1	P. S. C. at Kandivli ...	13,888
2	P. S. C. at Talepakhadi ...	20,906
3	P. S. C. at Rai Dongri ...	22,779

**APPENDIX No. 36.***Measures to reduce flooding*

For reducing the recurrence of flooding the following works were executed in L. Ward during the year under report.

- (1) Cross drainage (pipe culvert) work at 19th Road.
- (2) Laying 36" dia. Hume pipe through Plot No. 221 and 234 S. S. III Chembur at 10th Road, Chembur.

# ESTATES & LAND MANAGEMENT DEPARTMENT

## I—CHANGES IN LAYOUT

There were no changes in the Ex-Trust Estates.

## II—REVIEW OF THE EX-TRUST AND MUNICIPAL SECTION

### A—Ex-Trust Section

There were no changes in Schedules X, Y and Z lands. The changes effected in the other Ex-Trust Estates are shown in Appendix I.

The undeveloped land at present with the Corporation is approximately 494 acres which covers the land at Dharavi Scheme 56.

### B—Municipal Section.

No plots in Municipal scheme have been disposed of in the year 1966-67.

Statement below indicates the progress of the disposal of the Municipal land during the previous 3 years.

Year.	No. of plots.	Area in sq. meters	Capital value.
1963-64	3	5,309.43	Rs. 12,25,000
1964-65	13	25,097.13	12,71,631
1965-66	2	16,557.05	4,200

The total area available for disposal in Municipal laid out scheme as on 1st April 1967 is about 3,182.30 sq. meters but the same is required for Municipal purposes, and therefore, area available for disposal is nil.

## III—SLUM CLEARANCE

500 tenements were constructed at Falkland Road, Hains Road, Ghatkopar and Santacruz during the year under report.

## IV—INDUSTRIAL ESTATES

The construction of Industrial Estate has been taken by the Corporation for rehabilitation of the Industrial Units required to be shifted from the lands required for Municipal purposes.

The following new gallas for Industrial Estates were completed during the year under report.

Clarke Road Industrial Estate	...	...	...	...	No. of Gallas. 28
-------------------------------	-----	-----	-----	-----	----------------------

## V—DISHOUSING AND REHOUSING

New residential accommodation made available by the lessees of the Ex-Trust Estate during the year was nil. The total number of tenements provided upto date in all the Trust Estates including those erected by the Development Department and the several mill Cos. exceeded the total number of tenements demolished by 44,223.

## VI—NEW HOUSING SCHEMES

1. The following new tenements were completed during the year under report :—

- (1) 60 tenements at Falkland Road, 8th X Lane.
- (2) 60 tenements at Hains Road.
- (3) 60 tenements at Bombay Agra Road, Ghatkopar.
- (4) 320 tenements at Santacruz.
- (5) 368 tenements at Goregaon.

2. New residential accommodation made available in the houses erected by lessees during the year was nil.

3. *Housing of Squatter*—The number of squatters families residing at Mankhurd and Jogeshwari colonies was 2300 and 1954 respectively as against 2300 and 1956 in the previous year.

The recoveries of rent in both the colonies were Rs. 40,308.00 and Rs. 48,973.00 against the demand including the arrears of Rs. 14,90,118.00 and Rs. 4,49,252 respectively.

4. The recoveries of rents of the dormitory a Palton Road amounted to Rs. 51,745 during the year.

## VII—DISPOSAL OF LANDS

### Long leases

The number of plots let during the year was 4. The total area of the land thus disposed of admeasures 3,909.75 sq. meters valued at Rs. 4,28,902. The total number of plots disposed of upto the end of 1966-67 was 4334 with an area of 51,50,705.30 sq. meters and valued at Rs. 13,15,54,900 yielding an annual rent of Rs. 47,03,285. In respect of plots for which premium or commutation amounts had not been received the rate at which ground rent was commuted was 22½ years, purchase of plots let before 23rd November 1920 and 18 years' purchase thereafter upto May 1948 the ground rent for the Plots was charged at 5 per cent per annum (instead of 6 per cent per annum charged since 1920) on the value of land and the amount of commutation was fixed at 21 times the annual ground rent (*vide* Corporation Resolution No. 157, dated the 6th May 1948).

Where the period of commutation expired, the Lessees were allowed to commute at the rate of 28 times the annual ground rent reserved (*vide* C. R. No. 1031, dated the 11th February 1943) but commutation now is being discouraged. Now the rate of ground rent is charged at 7 per cent (*vide* C. R. No. 557, dated the 20th September 1962) from 1st July 1962 but commutation is stopped.

The progress in the disposal of Trust lands on permanent basis during the year is shown in Appendix No. 2.

The details of lease in Sion Matunga etc., are shown in Appendix 3.

The amount received by way of commutation of ground rent and premium etc., during the year was Rs. 3,33,114

The amount received by way of commutation of ground rent and premium since the amalgamation of the Improvement Trust with the Municipality are shown in Appendix No. 10.

A comparative statement showing the number of permanent tenancies with the demand and collection as on 31st March of the past four years is given in Appendix 4.

A percentage of 27.08 arrears could be attributed mostly to the usual tendency on the part of the new building tenants to withhold payment of ground rent to the extent to cash security deposited by them with a view to getting the same adjusted towards the ground rent. The main items of arrears can be classified as under :—

(1) Ground rents withheld by lessees to the extent of their security deposits.	1,49,735.00
(2) Ground rents in respect of plots occupied by Government of Maharashtra and Defence department.	1,22,248.00
(3) Ground rent in respect of properties vested in the Deputy Custodian of Evacuee Property.	14,277.00
(4) Ground rent in respect of plots against which disputes have been raised and their cases are under consideration.	1,71,217.00
(5) Ground rent due from Western and Central Railways.	48,120.00
(6) Ground rent due from Municipal Departments.	3,587.00
Total	5,09,184.00

### (2) Short Leases

No temporary leases were granted during the year under report.

The number of vacant land tenancies of both *ex-Trust* and Municipal Estates was 4,444 and 861 respectively at the close of the year. The demand for vacant land tenancies in *ex-Trust* Estates and Municipal lands for the year under report was Rs. 8,94,639 and Rs. 5,36,076 and the recovery was Rs. 11,10,761 and Rs. 5,37,058 respectively inclusive of arrears.

## VIII.—MANAGEMENT OF PROPERTY AND COLLECTION OF REVENUE

### A.—Trust Section

(a) *Chawls Permanent*.—The gross demand of tenements in the chawls for the year was Rs. 23,12,490 on 31st March 1967 as against Rs. 23,12,420.

The concessional rent includes the rents of rooms let out to the peons of the different departments in lieu of house rent allowance and rent free quarters allowed to 193 sweepers of this department.

The collection on account of rents from the permanent chawls during the year amount to Rs. 22,05,251 deducting therefrom the charges on account of outgoing amounting to Rs. 26,79,848 net loss comes to Rs. 3,74,597.

The capital expenditure incurred on the chawls including the value of the land is Rs. 246 lakhs. The Corporation have to pay interest and sinking fund charges at the rate of 4.61 per cent. per annum on the capital expenditure prior to 1919-20 and 6.35 per cent. per annum on the capital expenditure incurred in subsequent years, and 4.24 per cent. in respect of those constructed after 1950. This amounts to Rs. 12.96 lacs per annum (*vide* Appendix 12). After adding the amount of net loss into the amount of interest and sinking fund charges the accounts for the chawls show a loss of about Rs. 18,76,556.

(b) *Semi Permanent Sheds*.—The gross demand in respect of 7,264 rooms in the Semi Permanent Sheds including Labour Camps for the year was Rs. 16,52,541. The net demand after excluding the concessional rent and vacancies was Rs. 16,34,993. The revenue actually collected comes to Rs. 17,59,058 which was equivalent to 64.70 per cent. of the total recoverable rent including arrears of Rs. 10,83,809 for the previous year.

General remarks in chawls and semi-permanent sheds. The average population in these chawls during the year 1966-67 was 1,38,861 against 1,17,541 in 1965-66 and 1,06,758 in 1964-65 respectively while the corresponding figures for semi-permanent sheds including the labour camp were 78,905 and 74,765 and 70,954 respectively.

Persuant to the Standing Committee Resolution No. 80, dated the 15th April 1946, 193 scavengers out of 570 belonging to the Department were allowed rent free occupation and the remaining members were in receipt of house rent allowance.

The percentage of out goings in respect of the chawls and semi-permanent sheds are shown in Appendix 5 on the basis of annual rental of Rs. 22,55,399 for chawls and Rs. 16,34,993 for semi-permanent shed total outgoing being 126.32 per cent and 92.77 per cent. respectively.

Amounts transferred to Rent Equalisation Fund and Amenity Fund were Rs. 1,78,174 and Rs. 59,391 respectively. The difference between the standard rents worked out on 5 per cent of the cost of land and 10 per cent. on the cost of construction of post-war residential tenements and the subsidised rents actually charged are to be met from the Rent Equalisation Fund.

Revenue collected from tenements constructed from slum clearance was Rs. 14,50,122 against the demand of Rs. 21,53,379 inclusive of arrears. The tenements constructed under slum clearance (City and Suburbs) are shown in Appendix No. 14.

*Acquired Properties*—At the commencement of the year there were 481 acquired or surrendered buildings in charge of this department containing 5,612 tenancies. At the close of the year there were 5,733 tenements in 466 buildings.

The gross demand of 5,733 tenements in the acquired and re-entered buildings was Rs. 10,62,702. After excluding the amount for concessions in rent and vacancies the net demand for the year was Rs. 10,55,123.

The revenue actually collected amounted to Rs. 10,57,923 which was equal to 68.95 per cent. of the total recoverable amount including arrears of Rs. 4,88,849 for the previous year.

*Summary of Revenue*—The total collection of revenue from permanent leases, short leases, monthly tenancies and slum clearance properties can be seen from Appendix No. 6 and Appendix No. 6A.

*Requisitioned Buildings*.—The management and collection of rent in respect of 17 properties having 426 tenancies requisitioned from private landlords for A. R. P. purposes were continued to be looked after by this department. The demand in respect of these tenancies for the year was Rs. 70,986 and the recovery was Rs. 62,191 which was equal to 49.41 per cent. of the total recoverable amount including arrears of Rs. 54,879.

During the year under review, the demand and recovery of taxes aggregated to Rs. 90,894 and Rs. 42,765 respectively. The arrears due for collection at the close of the year stand at Rs. 6,43,320.

## B.—MUNICIPAL SECTION

Details of the total collection of revenue in respect of Municipal properties under Budget 'A' are shown in Appendix No. 7.

Tenements constructed under Budget 'A' for Municipal General staff are shown in Appendix No. 9.

### General

(1) *Gallery Enclosures*.—Formerly if gallery encroachments were made without the previous approval of the Improvements Committee, a fine was imposed before regularising the construction. However, it was noticed that such gallery enclosures were carried out in good faith by the tenants as protection against theft, birds, etc., while actually the lessee was being fined for no fault of his. The Improvements Committee by their Resolution No. 643, dated the 21st December 1965 decided to levy no fine for such gallery enclosures and the policy was confirmed by the Corporation by their Resolution No. 37, dated the 6th May 1966.

(2) *Properties held by the Trust*.—In some of the Leases, there is a provision that the premises shall not be assigned without the previous consent of the Corporation. When the properties were held by the Trust, there have been often changes in the names of the trustees due to deaths, resignations etc., and consequently new trustees being appointed. In such cases, the Deeds of appointment of new Trustees were executed without obtaining prior sanction on the understanding that the Trust was the same. We used to regularise this breach by approaching the Improvements Committee, and by payment of fine. It has now been decided that so long as the Trust is the same, the Deed of Appointment of new trustees may not be deemed as an assignment, and it can be executed without our consent.

(3) *Monsoon Shelters*.—Monsoon shelters are permitted free on private properties during monsoon period. However, so far as the Municipal lands were concerned, we used to charge fees for such shelters during monsoon period and were also recovering fine if the shelters continued beyond monsoon period. As this is discrimination, the Improvements Committee by their Resolution No. 35, dated the 19th April 1966 have decided not to charge monsoon shelters even on Municipal lands. The policy has been confirmed by the Corporation by their Resolution No. 232, dated the 25th July 1966.

(4) *Encroachments*.—After the introduction of Development Plan, the construction as admissible under the Development Plan is permissible also on Municipal lands. But we used to charge the encroachment in the compulsory open spaces on *pro rata* basis, while the additional floors were charged at a flat rate fixed by the Improvements Committee. Thus a Lessee who had a smaller base and went to a higher height had to pay much less as compared to a lessee who preferred to have a broader base and lesser height, though both enjoyed the same floor area. With a view to remove this discrepancy, the Improvements Committee by their resolution No. 212, dated the 23rd August 1966 have decided to charge encroachments and additional floor alike on flat rates. The policy has been confirmed by the Corporation by their Resolution No. 627, dated the 19th September 1966.

(5) *Galleries.*—Formerly galleries used as means of air access were charged *prorata*, taking into consideration as part and parcel as Office premises. Subsequently, it was considered that the galleries which were only means of access of light should not be heavily charged on the basis of business. The Improvements Committee by their Resolution No. 152, dated the 26th July 1966 have approved the policy by charging galleries at flat rates.

(6) *Ignoring the change of user of motor garages.*—The Corporation had decided to ignore the change of user of motor garages made prior to 1959 upto November 1966. The Improvements Committee by their resolution No. 479, dated the 7th February 1967 have extended the period upto December 1969. By their Resolution, the Improvements Committee have permitted that any garage on Municipal plot could be freely used for an ironing shop.

(7) The shop tenements in slum clearance schemes were previously not transferred in the name of occupants on goodwill basis, but Improvements Committee under their resolution No. 469, dated the 7th February 1967 have sanctioned to permit the shop tenements in slum clearance schemes to be transferred in the names of occupants on goodwill basis, subject to the certain terms and conditions. The policy has been confirmed by the Corporation by their resolution No. 1909, dated the 6th March 1967.

K. U. MEHTA  
W. O. (Estates).

## APPENDIX No. 1

Statement showing the total areas of developed and Undeveloped lands in the Ex-Trust Estates

Change in	As at the	
	beginning of 1966-67 Square meters in thousands	end of 1966-67 square meters in thousand
<b>DEVELOPED LAND</b>		
Area permanently leased	4,942.86	4,946.71
Area of Trust Chawls Sites	158.86	158.86
Area Sold	7.53	7.53
Area reserved for a Municipal Market	1.67	1.67
Area yet to be permanently leased	45.49	41.64
Total	5,156.41	5,156.41
Rent of permanently leased area (in rupees in thousands)	3,793.19	3,793.19
<b>UNDEVELOPED LAND</b>		
Area of land	2,000.02	2,000.02
Cost of its acquisition (in rupees in thousands)	8,611	8,611

## APPENDIX No. 2

Statement showing the disposal of Ex-Trust Lands during 1966-67.

Particulars	No. of plots	Area in sq. meters	Capital value	Annual rent
<i>Plots leased on—</i>				
I Rental basis	4	3,909.75	4,28,902	30,023
II Premium basis	...	...	...	...
Total plots disposed of	4	3,909.75	4,28,902	30,023
Plots disposed of in 1966-67 or earlier but surrendered to the Municipality	...	...	...	...
<i>Corresponding figures for—</i>				
1965-66	2	4,819.45	5,01,400	35,098
1964-65	3	1,157.20	61,550	4,310
1963-64	1	1,137.14	1,56,600	8,092

## APPENDIX No. 3

Number of plots disposed of in the different Ex-Trust Estates, during 1966-67

Estate	No. of Plots	Area in sq. meters	Capital value	Annual rent	Premium received or receivable
Sion Matunga	5A (West)	877.94	63,000	Rs. 4,410	...
	366 (East)	1,212.39	29,000	2,030	...
Scheme 58, Worli	Land under Road	1,745.00	3,13,050	21,913	...
First Nagpada	Land under passage	74.42	23,852	1,670	...
Total No. of plots	4	3,909.75	4,28,902	30,023	...

## APPENDIX No. 4

*Comparative statement of demand, Collection etc. in respect of permanently leased plots.*

Particulars.	1964	1965	1966	1967
(1) Number of Tenancies ... ..	3,615	3,634	3,655	3,671
(2) Opening balance of arrears in lacs of rupees ...	9.23	10.77	11.99	13.75
(3) Demand for the year in Lacs of rupees ... ..	37.92	38.29	39.63	43.08
(4) Total demand including arrears in lacs of rupees ...	47.15	49.06	51.62	56.83
(5) Amount collected in lacs of rupees ... ..	37.84	37.72	40.11	43.11
(6) Percentage of collection to the demand including arrears ... ..	80.25	76.88	77.70	75.86
(7) Percentage of collection to the demand for the year.	99.76	98.51	101.21	100.07
(8) Percentage of arrears to amount for collection ...	19.74	24.45	26.63	27.08

## APPENDIX No. 5

*Statement of percentages of outgoings in respect of chawls and S. P. Sheds*

Particulars	Permanent chawls		Permanent ground floor rooms & S. P. Sheds	
	1965-66	1966-67	1965-66	1966-67
Sanitary Staff ... ..	18.42	18.84	17.51	19.82
Pumpmen ... ..				
Cost of Management & Establishment ...	7.50	7.50	7.50	7.50
Municipal Rates and Taxes ... ..	28.43	24.18	0.06	35.21
Repairs and Maintenance including lighting ...	50.00	75.80	25.88	30.24
Vacancies ... ..	...	...	...	...
Total ...	104.35	126.32	50.95	92.77

## APPENDIX No. 6.

*Summary of Revenue of 'B' Budget properties for 1966-67.*

Particulars	Collection of Revenue		
	Permanent	Temporary	Total
	Rs.	Rs.	Rs.
Demand for the year ... ..	43,08,799	58,77,938	1,01,86,137
Arrears ... ..	13,75,138	59,88,885	73,64,023
Total ...	56,83,937	1,18,66,823	1,75,50,760
Amount collected ... ..	43,11,930	62,88,733	1,06,00,663
Variations in demand for the previous year carried during the year ... ..	+ 1,70,403 - 3,313	+ 13,36,405 - 1,41,927	+ 15,06,808 - 1,45,240
Arrears as on 1st April 1967 ... ..	15,39,097	67,72,568	83,11,665
Arrears as on 1st April 1966 ... ..	13,75,138	59,88,885	73,64,023
Arrears as on 1st April 1965 ... ..	11,99,702	61,09,449	73,09,151

*Note.*—Figures in appendix No. 6 are subject to reconciliation.

## APPENDIX No. 6-A.

*Summary of revenue of 'B' Budget properties under Slum Clearance for 1966-67.*

Particulars.	Collection of Revenue		
	City	Suburbs	Total
Demand for the year ... ..	Rs. 12,23,111	Rs. 2,74,923	Rs. 14,98,034
Arrears ... ..	3,93,158	2,62,187	6,55,345
Total ... ..	16,16,269	5,37,110	21,53,379
Amount collected ... ..	11,84,906	2,65,216	14,50,122
Variation in demand for the previous year carried out during the year. ... ..	+ 37,296 - 11,677	+20,556 -1,01,147	+57,852 -1,12,824
Arrears as on 1st April 1967 ... ..	4,56,982	1,91,303	6,48,285
Arrears as on 1st April 1966 ... ..	3,93,158	2,62,187	6,55,345
Arrears as on 1st April 1965 ... ..	2,14,572	1,60,431	3,75,003

Note.—Figures in Appendix No. 6A are subject to reconciliation.

## APPENDIX No. 7.

*Summary of Revenue of 'A' Budget Properties for 1966-67.*

Particulars.	Collection of Revenue		
	Permanent	Temporary	Total
Demand for the year ... ..	Rs. 1,46,690	Rs. 24,06,432	Rs. 25,53,122
Arrears ... ..	82,988	12,85,691	13,68,679
Total ... ..	2,29,678	36,92,123	39,21,801
Amount collected ... ..	1,41,060	21,00,566	22,41,626
Variation in demand for the previous year carried during the year	+16,792 -145	+51,430 -19,652	+1,68,222 -19,797
Amount written of under ... ..	...	...	...
Arrears as on 1st April 1967 ... ..	1,05,265	17,23,335	18,28,600
Arrears as on 1st April 1966 ... ..	82,988	12,85,691	13,68,679
Arrears as on 1st April 1965 ... ..	80,491	10,95,652	11,76,143

Note.—Figures in appendix No. 7 are subject to reconciliation.

## APPENDIX No. 8

*Statement of Permissions granted in respect of leased plots for 1966-67 :—*

Description	No. of Proposals	Premium	Ground Rent
Motor Garages ... ..	65	Rs. 48,75	Rs. 11,151
Additional Floors ... ..	84	...	48,480
Change of Users ... ..	24	...	79,926
Miscellaneous proposals such as encroachments, sitting out places, Basement floors, Canopies, temporary structures, Gallery projections, Rewas projections, opla projections, lofts etc. etc. ... ..	80	30,819.75	51,420
Fines ... ..	...	3,400	...
Transfer fees ... ..	...	4,450	...



## APPENDIX No. 9

Statement of Tenements Constructed from Budget 'A' for Municipal General Staff —

Serial No.	Locality	Year of Construction	No. of Structures	No. of Tenements	Subsidised Rent		Standard Rent
					Maximum	Minimum	
CITY							
1	Gilder Lane Tenements Bombay Central.	1958	4	144 (64)* (80)	Rs. (Subsidised rent at Rs. 12 per 100 sq. feet.) 54.79 38.24	Rs. 38.79 27.24	Rs. 93.59 65.30
2	Elphinstone Road Tenements. Parel.	1958	3	72	26.70	19.51	41.68
3	Surya Cinema Tenements. Naigaum	1958	2	48	26.70	19.20	41.78
4	Chinchpokli Tenements Arthur Road.	1959	2	32	33.09 31.01 34.89 32.83	26.70	53.50
5	Maratha Hospital Com- pound, Byculla.	1959	4	64	35.69 37.48		
6	Worli Tenements Dr. Annie Beasant Road.	1961	7	112	33.57 32.94 35.29 34.67	26.70	66.65 66.65 71.88 70.25
7	40 tenements Maratha Hospital Compound	1965	2	40	38.98 42.06 68.94		26.70
8	Maratha Hospital Com- pound, Byculla Suburbs.	1962	2	16 8 +	42.06 68.94	26.70	70.89 113.58
1	Khar Tenements Hasanabad Lane.	1961	5	60	40.34 41.07	26.70	67.31 73.58

\* Three room tenements. Rest are two room tenements.

† Four room tenements.

## APPENDIX No. 10 Capital Account. Figures in Lakhs.

Particulars	1963-64		1964-65		1965-66		1966-67	
	In the year	To end of the year	In the year	To end of the year	In the year	To end of the year	In the year	To end of the year
RECEIPT.								
Loan	50.00	2103.56	...	2,103.56	100.00	2203.56	50.00	2,253.56
Discount or Premium	...	-15.01	...	-15.01	...	-15.01	...	-15.01
Sale Proceeds	8.39	785.35	6.81	791.53	4.16	795.69	2.85	798.54
Appropriation from General Account	-18.58	-215.89	-3.89	-219.78	...	-219.78	...	-219.78
Special contribution from Government...	...	59.00	...	59.00	...	59.00	...	59.00
Release of Debentures lodged with Govt.	...	42.60	...	42.60	...	42.60	...	42.60
Extraordinary receipts	...	25.10	...	25.10	...	25.10	...	25.10
Miscellaneous	...	...	...	...	...	...	...	...
Total	39.81	2784.71	2.29	2,787.00	104.16	3891.16	52.85	3,944.01
EXPENDITURE								
I.—On Govt. and Municipal Property								
Schedule 'W'	...	13.50	...	13.50	...	13.50	...	13.50
Do. 'X'	...	16.20	...	16.20	...	16.20	...	16.20
Do. 'Y'	...	4.70	...	4.70	...	4.70	...	4.70
Police Accommodation Schemes	...	91.60	...	91.60	...	91.60	...	91.60
Total	...	126.00	...	126.00	...	126.00	...	126.00
II.—On the Trust own acquired lands—								
Cost of Management and Estab.	4.84	246.34	6.10	252.44	6.62	259.06	30.92	289.98
Acquisition of land	-8.84	1044.67	0.38	1,045.05	0.03	1045.08	...	1,045.08
Chawls	12.95	368.33	27.40	395.73	36.16	431.89	35.38	467.27
Roads	28.00	614.82	29.09	643.91	24.42	668.33	0.38	668.71
Other works	2.45	87.01	2.25	89.26	1.50	90.76	0.22	90.98
Mill companies chawls	...	7.70	...	7.70	...	7.70	...	7.70
Total	39.40	2368.87	65.22	2,434.09	6.73	2502.82	66.90	2,569.72
III.—Miscellaneous—								
Office Buildings	...	4.50	...	4.50	...	4.50	...	4.50
Other items	...	12.30	...	12.30	...	12.30	...	12.30
Total	...	16.80	...	16.80	...	16.80	...	16.80
IV.—Disposal of Profits								
V.—Debentures lodged with Govt.	...	42.60	...	42.60	...	42.60	...	42.60
VI.—Repayment of Loan	...	144.37	...	144.37	...	144.37	...	144.37
Total	39.40	2698.64	65.22	2,763.86	687	2832.59	66.90	2,899.49
Balance	0.41	86.07	-62.93	23.14	35.43	58.57	-14.05	44.52

APPENDIX No. 11

Analysis of General Account

( Figures in columns 2 to 12 shown in lakhs )

Year.	RECEIPTS						EXPENDITURE					Balance appropriated Capital account.	REMARKS.
	Rents.	Municipal contribution.	Share of tobacco duty.	Interest on investment.	Miscellaneous.	Total.	Maintenance.	Municipal rates and taxes.	Interest and sinking fund.	Miscellaneous.	Total.		
(1)	(2)	(3)	(3A)	(4)	(5)	(6)	(7)	(8)	(9)	(10)	(11)	(12)	(13)
	Rs.	Rs.	Rs.	Rs.	Rs.	Rs.	Rs.	Rs.	Rs.	Rs.	Rs.	Rs.	
1898-1899	1.9	...	...	...	...	1.9	1.1	...	...	...	0.1	1.8	Rent received in 1898-99 was mainly rent under Schedule 'Z'.
1899-1900	0.7	...	...	0.8	...	1.5	0.2	0.2	...	...	0.4	1.1	
1900-1901	0.9	4.8	...	1.6	...	7.3	0.3	0.2	2.2	...	2.7	4.6	
1901-1902	1.2	4.8	...	1.5	...	7.5	0.4	0.2	2.5	...	3.1	4.4	
1902-1903	1.4	5.0	...	3.1	...	9.9	0.4	0.2	4.1	...	4.7	5.2	
1903-1904	2.6	3.5	...	2.3	...	8.4	0.4	0.4	5.7	0.1	6.6	1.8	
1904-1905	5.8	2.0	...	2.7	...	10.5	0.7	0.9	8.1	0.1	9.8	0.7	
1905-1906	9.7	2.5	...	1.9	...	14.1	1.4	1.3	10.1	0.1	12.9	1.2	
1906-1907	8.5	3.0	...	2.1	0.1	13.7	1.9	1.1	11.2	0.1	14.3	-0.6	
1907-1908	8.1	3.6	...	2.4	0.1	14.2	2.2	1.0	12.1	0.1	15.4	-1.2	
1908-1909	9.4	4.5	...	1.2	0.1	15.2	2.5	0.8	13.0	0.1	16.4	-1.2	
1909-1910	11.4	7.8	...	1.5	0.2	20.9	*3.3	1.0	16.0	0.1	20.4	0.5	
1910-1911	14.4	8.9	...	1.5	0.1	24.9	*3.1	1.0	19.1	0.1	23.3	1.6	
1911-1912	16.6	8.6	...	2.2	0.1	27.5	*3.0	1.3	20.2	0.1	24.6	2.9	
1912-1913	18.0	9.2	...	2.0	...	29.2	*2.7	1.0	20.5	0.1	24.3	4.9	
1913-1914	20.9	9.3	...	2.5	...	32.7	*2.4	1.2	21.4	0.3	25.3	7.4	
1914-1915	23.0	9.8	...	1.5	0.1	34.4	2.7	1.5	22.4	0.3	26.9	7.5	
1915-1916	24.8	10.2	...	1.5	...	36.5	2.9	1.6	23.8	0.3	28.6	7.9	
1916-1917	27.2	11.0	...	2.5	0.1	40.8	3.1	1.7	25.8	0.2	30.8	10.0	
1917-1918	29.8	11.0	...	2.9	0.1	43.8	3.6	1.7	25.6	0.2	31.1	12.7	
1918-1919	33.2	11.5	...	2.0	0.1	46.8	3.6	2.0	25.2	0.2	31.0	15.8	
1919-1920	35.7	15.2	...	1.7	0.2	52.8	3.7	2.2	24.1	0.6	30.6	22.2	
1920-1921	37.5	15.7	...	5.4	0.5	59.1	4.0	2.4	29.4	1.0	36.8	22.3	
1921-1922	43.4	15.8	...	5.4	0.4	65.0	6.4	2.9	52.6	0.6	62.5	2.5	
1922-1923	45.0	17.9	...	4.9	0.1	67.9	7.9	3.5	64.1	-0.5	75.0	-7.1	
1923-1924	44.2	19.1	...	7.6	0.2	71.1	9.6	3.2	74.2	0.6	87.6	-16.5	
1924-1925	50.5	20.2	...	6.4	0.4	77.5	9.0	4.4	80.6	0.6	94.6	-17.1	
1925-1926	48.7	22.3	...	6.8	0.2	78.0	8.6	3.4	93.7	0.2	105.9	-27.9	
1926-1927	49.5	22.4	...	7.2	3.2	82.3	9.6	3.6	90.5	-0.3	103.4	-21.1	
1927-1928	48.5	23.1	...	6.3	2.3	80.2	11.3	3.8	90.2	...	105.3	-25.1	
1928-1929	47.6	23.0	...	3.8	1.0	75.4	10.6	2.7	90.4	...	103.7	-28.3	
1929-1930	51.0	22.9	...	2.7	0.1	76.7	10.2	2.9	99.3	...	102.4	-25.7	
1930-1931	50.2	23.1	...	2.7	0.2	76.2	10.2	3.4	92.1	...	105.7	-29.5	

\*Includes interest paid to Government and the Municipality under Section 68 (1) of the old Act as shown below :-

Year.	Government. Rs.	Municipality. Rs.	Total. Rs.
1909-10	65,350	41,241	1,06,591
1910-11	46,440	37,841	84,281
1911-12	61,858	37,276	99,134
1912-13	68,194	37,431	1,05,625
1913-14	54,644	27,668	82,312
Total	2,96,486	1,81,457	4,77,943

\* Includes an amount of Rs. 1 23 lakhs still to be adjusted.

1931-1932	49.3	23.5	...	1.4	0.1	74.3	10.5	3.3	4.3	...	108.1	-33.8
1932-1933	49.3	23.5	7.4	1.1	0.1	81.4	11.8	3.0	96.5	...	111.3	-29.9
1933-1934	49.2	32.9	11.4	3.9	...	97.4	7.5	4.4	98.2	...	110.1	-12.7
1934-1935	50.9	33.4	10.9	3.3	...	98.5	9.6	4.2	98.6	...	112.4	-13.9
1935-1936	50.3	33.4	9.8	2.8	0.1	96.4	9.5	3.8	102.3	20.8	136.4	-40.0
1936-1937	51.2	32.2	11.8	4.9	0.2	100.3	10.3	3.6	85.2	...	99.1	+1.2
1937-1938	50.6	34.4	12.4	4.6	0.6	102.6	10.5	3.3	83.1	...	96.9	+5.7
1938-1939	52.0	34.3	10.4	4.2	0.4	101.3	15.0	3.2	80.9	...	99.1	+2.2
1939-1940	53.5	37.1	9.9	3.4	0.4	104.3	16.1	3.4	80.2	...	99.7	+4.6
1940-1941	52.5	35.7	5.4	3.9	0.6	98.1	18.1	3.6	80.3	...	102.0	-3.9
1941-1942	52.3	36.9	10.0	4.0	0.3	103.5	14.3	3.4	80.0	...	97.7	+5.8
1942-1943	54.2	24.7	4.1	4.0	0.3	87.3	14.4	3.2	79.6	6.3	103.5	-16.2
1943-1944	54.7	26.3	10.0	4.0	0.4	95.4	15.2	3.2	79.5	...	97.9	-2.5
1944-1945	60.0	27.3	10.0	4.4	0.3	102.0	17.3	4.1	78.1	...	99.5	+2.5
1945-1946	60.3	28.4	7.5	4.3	0.5	101.0	20.0	4.4	77.6	...	102.0	-1.0
1946-1947	60.1	30.0	8.6	4.7	0.3	103.7	23.1	4.6	76.6	...	104.3	-0.6
1947-1948	67.9	30.0	9.2	5.5	0.3	112.9	24.2	4.4	77.1	...	105.7	+7.2
1948-1949	59.0	31.7	2.0	5.4	0.6	98.7	31.0	4.7	77.0	...	112.7	-14.0
1949-1950	60.7	32.9	10.0	5.9	0.7	110.2	29.8	4.7	76.3	...	110.8	-6
1950-1951	59.4	34.6	10.0	5.8	0.5	110.3	32.1	4.9	77.4	...	114.4	-4.1
1951-1952	60.8	36.3	10.0	5.8	0.6	113.5	28.5	5.9	76.5	...	110.9	+2.6
1952-1953	63.58	35.84	7.42	5.32	0.73	112.89	33.8	9.1	75.89	...	118.79	-5.9
1953-1954	68.13	36.99	10.0	5.25	0.66	121.03	37.49	7.5	76.15	...	121.14	-1.1
1954-1955	71.83	39.62	10.0	5.07	0.83	127.35	40.42	7.37	75.95	...	123.74	+3.61
1955-1956	68.61	39.89	6.38	3.78	0.64	119.30	45.86	2.45	75.62	...	123.93	-4.63
1956-1957	65.68	43.75	5.00	4.10	0.93	122.46	44.46	7.38	75.19	...	127.03	-4.57
1957-1958	67.24	44.53	14.56	4.39	0.26	130.98	40.14	7.71	76.12	...	123.97	+7.01
1958-1959	67.22	46.04	7.56	2.86	0.38	124.06	41.58	6.65	75.92	...	124.15	-0.09
1959-1960	69.78	47.44	7.64	1.95	0.70	127.51	41.31	7.85	75.82	...	124.98	+2.53
1960-1961	78.19	47.27	5.11	1.39	0.55	132.51	47.97	7.75	76.81	...	132.53	-0.02
1961-1962	78.45	54.67	5.13	3.21	0.68	142.14	45.62	7.86	81.36	...	134.84	+7.30
1962-1963	80.13	54.84	...	2.25	0.69	137.91	44.02	9.02	83.69	...	136.73	+1.18
1963-1964	84.20	56.36	...	3.76	0.59	144.91	57.04	18.47	87.98	...	163.49	-18.58
1964-1965	85.55	54.85	10.00	3.96	1.93	156.29	58.68	12.11	89.39	...	160.18	-3.89
1965-1966	104.96	80.14	...	1.86	1.03	187.99	79.53	14.26	87.85	...	181.64	+6.35
1966-1967	106.48	84.86	10.00	3.38	0.54	205.26	87.75	16.10	94.91	...	198.76	+6.50
Total to the end of 1966-1967	3142.53	1798.29	...	240.83	28.34	5489.59	1256.47	283.58	4124.15	...	5696.60	-277.01

Particulars of Municipal (Improvements) Chawls Cost, Net Annual Returns

Serial No.	Name of the Chawl.	Year in which the site of chawls appropriated for construction of chawls	Total area of chawls sq. Metres	Rate per sq. yd. as in the year given in column 3.	Value of the site (Cols. 4& 5)	Constructional cost of the chawls including 2 per cent for management and establishment	Cost of work plus of the and management and establishment charges (columns 6 and 7).	Interest and Sinking Fund charges on Capital outlay at 4.51 per cent. on column 8 up to 1919 and thereafter at 6.35 per cent	Gross annual rent	Annual profit or loss—i.e. 13.33 per cent of column 10-9
(1)	(2)	(3)	(4)	(5)	(6)	(7)	(8)	(9)	(10)	(11)
1	1-4 Agripada A Chawls	1900	Sq. Metre 6091.21	Rs. 8	Rs. 50,995	Rs. 1,85,505	Rs. 2,36,500	Rs. 10,903	Rs. 40,544	Rs. -21,574
2	5-16 Agripada B Chawls	1903	9970.85	6	71,550	5,41,639	6,13,189	28,269	52,458	-42,045
3	31-32 } Agripada C Chawl 38-40 } 45-46 }	1903	5226.65	6	37,506	2,79,182	3,16,688	14,599	1,03,156	-41,749
4	19-24 Chandanwadi Chawls	1904	8080.36	15	1,44,960	3,76,915	5,21,875	24,059	1,00,397	-50,483
5	25-27 } Inamwadi A Chawls 29, 30 & 31 }	1905	11239.26	13.8	1,81,467	4,98,562	6,80,029	31,349	1,11,833	-62,276
6	50 Inamwadi B Chawl	1905	793.49	13.8	12,811	19,368	32,179	1,483		
7	33-37 Mandvi-Kol wada Chawls	1908	3485.83	75	3,12,675	2,76,040	5,88,715	27,140	92,334	-51,442
8	52 Workmen's Cottages Matunga	1905	789.31	5	4,720	12,083	16,803	774	1,745	-1,233
9	17-18 Nagpada A Chawls	1903	21,48.02	7	17,983	82,358	1,00,341	4,676	18,830	-9,632
10	39 Nagpada A Chawl	1904	1755.04	7	14,693	99,776	1,14,469	5,277	17,945	-10,000
11	28 Princess Street Chawls	1907	1237.47	30	44,400	42,417	86,812	4,002	9,738	-6,572
12	42-44 } Suparibaug Chawls 47-49 }	1910	6756.77	4.8	36,364	3,39,878	3,76,242	17,345	56,708	-32,270
13	52-57 Chinch Bunder Chawls	1913	7103.76	26.66(d)	2,26,560(a)	3,79,622	6,06,182	27,945	81,818	-49,479
14	86-95 Cottage Blocks (old)	1920	2324.44	10	27,800	36,069	63,869	4,056	4,496	-5,239
15	58-61 Clerk Road Chawls	1921	3495.86	15	62,715	4,39,814	5,02,529	31,911	46,812	-44,231
16	62 Pais Street Chawls	1921	2858.73	15	51,285	1,70,863	2,22,148	14,106	19,044	-19,118
17	63-66 Mominpura Chawl (Old)	1921	6488.37	15	1,16,400	4,31,655	5,48,055	34,801	41,639	-45,760
18	67-72 Three room tenements Scheme 5	1922	4689.85	6	33,654	2,64,717	2,98,371	18,946	20,419	-24,320
19	73-78 Two room tenements, Scheme 6	1922	3540.17	6	25,404	2,91,972	3,17,376	20,153	25,052	-26,746
20	79-85 Cottage Blocks (new)	1922	6528.50	6	46,848	69,312	1,16,160	7,376	3,955	-8,416
21	Blocks 1-19 Bellasis Road Chawls	1922	29853.19	19	6,78,376	25,75,065	32,53,441	2,06,594	2,29,810	-2,67,079
22	1-16 Mazagon Chawls	1922	24315.50	10	2,90,810	21,77,079	24,67,889	1,56,711	1,72,445	-2,02,698
23	1 Mominpura Chawls (New)	1923	3270.10	20	78,220	3,14,276	3,92,496	24,923	35,138	-34,171
24	1-23 Love Lane Chawls	1925	11176.50	18.8	2,47,289	11,36,407	13,83,696	87,865	1,36,995	-1,23,922
25	1-10 Sydenham Road Chawls	1925	10698.28	16	2,04,720	7,78,071	9,82,791	62,407	89,705	-86,017
26	1-2 Palton Road Chawls	1940	2721.60	25	81,375	2,32,503	3,13,878	19,931	90,361	-71,738
27	3 Palton Road Chawls	1952	9551.86	50	92,777	3,48,544	4,41,321	28,024		
28	A-J Sewri Chawls	1955	5554.41	25	1,66,075	5,06,514	6,72,589	28,120	57,952	-43,372
29	Naigaum Chawls	1957	3362.08	40	160,840	5,59,481	7,20,321	29,110	36,564	-38,733
30	Sion Chawl	1958	927.27	40	44,360	1,40,842	1,85,202	7,997	14,405	-11,788
31	Wadala Chawls 112 Tenements	1959	2897.19	40	1,38,640	6,27,259	7,65,899	32,474	61,131	-48,563
32	Wadala Chawls 272 ..	1960	10068.68	40	4,81,680	15,55,841	20,37,521	86,391	1,36,045	-1,22,198
33	Wadala Chawls 144 ..	1961	6765.13	5	4,04,550	8,92,806	12,97,356	55,008	73,646	-74,391
34	Wadala Chawls 160 ..	1961	6212.45	50	3,71,500	10,13,999	13,85,499	58,745	78,075	-79,294
35	Wadala Chawls 224 ..	1961	7836.21	50	4,68,600	14,87,658	19,56,258	82,945	1,42,980	-1,20,577
Total			2,65,288		54,30,602	1,91,84,087	2,46,14,689	12,96,415	22,04,205	-18,76,556

(a) Rs. 8-0-0 for 8 larger rooms (double) rooms having partition inside A—Includes rooms rent free in li Sweepers  
 (b) Represents looms B—Rooms used for Office and Stores.  
 (c) This figure represents the value of Rs. 40 per sq. yd. of the site situated between the 25 road and the Railway and measuring 664 sq. yds. C—do temporarily occupied by Schools.  
 (d) This figure is arrived at by dividing by 8.496 yds. E—do. do. do. Shops.  
 F—do. do. do. Gymnasium  
 G—do. do. do. Godowns  
 x Calculated at 4.24 per cent.

Statement showing dishousing and rehousing operations on the Trust

YEAR	NUMBER OF TENEMENTS PROVIDED UP-TO											
	NUMBER OF TENEMENTS DEMOLISHED UP TO THE END OF THE YEAR				MUNICIPAL BUILDINGS.			(1) IN POLICE ACCOMMODATION SCHEMES (2) IN POORER CLASSES ACCOMMODATION SCHEMES (3) BY MILL COMPANIES AND (4) IN B. D. D CHAWLS				
	One room.	Two rooms.	Larger.	Total Col. (2) to (4)	Permanent chawls.	S. P. Sheds.	Total Col. (6) and (7).	One room.	Two rooms.	Larger.	Servants quarters.	Total Col. (9) to (12)
(1)	(2)	(3)	(4)	(5)	(6)	(7)	(8)	(9)	(10)	(11)	(12)	(13)
1898-99	29,881	5,518	3,671	39,070	11,715	4,310	16,821	18,198	160	349	163	18,870
1962-63						+876	-80					
1963-64	65			65	35	-58	-58					
1964-65	10			10	100	+1,376	+1,411					
1965-66						38	138	160				160
1966-67						2	2					
Total	29,956	5,518	3,671	39,145	12,218	6,374	18,592	18,358	160	349	163	19,040

\* Demolished during the year.

No. 12

Number of tenements, full letting value and permissible actual population

Percentage of net annual return 13.33 of cal.(10) of capital cost (col. 8).	Total Number of rooms.	Number of floors including ground floor.	Floor area of tenements including verandah.	Rent per room as on 31.3.1962 inclusive of increase in taxes.	Economic rent exclusive of increase in taxes.	Number of rooms living purposes.	Number of rooms let for Shops, Godowns, or Municipal purposes	Total population	Equivalent Adults.	Maximum permissible population in adults.		Population per acre in largest groups per column No. 20
										Population per tenement.	Total population.	
(12)	(13)	(14)	(15)	(16)	(17)	(18)	(19)	(20)	(21)	(22)	(23)	(24)
4.51	312	3	Sq.ft. 175	Rs. nP. 7 49	8 14 0	276	1-B, 5-D & 30-E	3,705	3,308	5	1,375	2,527
2.25	658	4	110 142 177	10 40 6 45 7 75 7 49 9 35	7 10 0 8 1 0 8 12 0	926	20-E	4,105	3,809	4	3,708	
1.57	288	4				414	18-E 1-F	9,410	9,010	5	2,065	2,446
5.06	433	4	125		10 6 0	633	2-D, 9-E	8,402	8,108		2,656	
4.13	674	4	135	8 95 11 93	9-13, 10-1, 10-5	846	2-B, 4-C & 5-D	6,905	6,548	4	3,380	1,816
4.13	857	4	160	8 31 9 96 8 31 9 96	Rs. 9-13 10-1, 10-5	30		...	...	...	...	...
4.13	278	4	176	10 83 12 9 9 36 11 24 8 64	12 7 0 9 10 0	144	30-E, 26-G	5,460	4,750	5	1,11	...
2.73	15	1	120	10 83 12 9 9 36 11 24 8 64	12 7 0	...	...	5,000	4,560	4½	67½	...
4.94	144	4	148	11 24 8 64 10 34 8 64	9 10 0	144	...	141	123	5	720	5.77
4.13	144	4	160	10 34 8 64 10 35 7 76 9 30 8 36 10 09	9 0 0	144	...	971	645	3½	504	2,939
2.96	64	4	136	10 35 7 76 9 30 8 36 10 09	14 2 0	64	...	...	...	4	256	...
2.97	481	4	176	10 09	9 4 0	479	1-B, 1-F	9,208	8,842	4½	2,155½	...
3.56	405	2	176	24 10 28 88 9 62	13 6 0	372	33-G	4,416	4,008	3½	130	...
1.85	14	1	275	10 66 12 8 9 36 11 24 8 64	38 0 0	...	...	3,570	3,005	5	70	...
2.45	325	4	176	10 66 12 8 9 36 11 24 8 64	13 12 0	320	4-E 1-F 3-E	162	128	5	1,600	2,005
2.26	134	4	175	10 66 12 8 9 36 11 24 8 64	15 13 0	131	1-E 3-E	9,909	9,709	5	655	...
2.00	246	4	175	11 24 40 27 46 84 22 81 29 47	13 8 0	241	6-D	4,009	3,558	5	1,200	3,220
1.80	36	4	562	22 81 29 47	Rs. 55, 60 & 65	...	...	6,009	5,207	...	...	...
2.08	72	3	338	29 47	Rs. 35, 33, 32	...	...	...	298	...	...	...
0.90	10	3	325	30 83	35	...	...	...	712	607	...	...
1.86	1,549	3	176	10 66 12 83	Rs. 16-5, 18-6, 17-14	1,513	20-C 7-D & 9-E	65	52	5	7,565	...
1.84	1,305	3	176	9 36 12 30 9 36 11 24	Rs. 15-6, 15-14 13 8 0	1,263	36-C, 4-D & 2-E 7-E	7,055	3,713	5	6,350	...
2.36	234	3	176	9 36 12 30 9 36 11 24	Rs. 15-9, 16-1, 16-9, 17-1, 17-9	792	6-D, 22-E & 1-F	11,209	8,610	5	1,140	...
2.36	...	...	176	9 46 10 66	Rs. 15-7, 16-16, 8, 32, 33, 35	387	1-B, 1-D & 1-E	4,609	3,010	5	3,060	...
2.61	821	4	176	12 38 26 74	Rs. 15-7, 16-16, 8, 32, 33, 35	125	1-C, 1-D & 1-E	12,205	9,048	5	1,025	3,553
2.40	391	4	176	10 38 11 09	Rs. 15-7, 16-16, 8, 32, 33, 35	76	24-E 7-G	4,170	3,510	5	630	...
3.15	156	4	180	26 03 27 06 22 91	Rs. 35	194	4-E, 6 G	4,894	4,217	5	2,300	1,900
2.27	86	4	180	24 20 21 86 29 43 50 33 31 50 47 00	Rs. 4-	24	...	2,300	1,900	...	...	...
1.34	194	2	180	26 03 27 06 22 91	...	194	...	1,560	1,300	...	...	...
2.05	120	4	190	24 20 21 86 29 43 50 33 31 50 47 00	...	24	...	226	178	...	...	...
2.10	24	4	237	24 20 21 86 29 43 50 33 31 50 47 00	...	...	...	880	770	...	...	...
9.76	112	4	273	64 00 66 50 67 50 07 00	...	...	...	1,426	1,313	...	...	...
1.49	144	4	...	64 00 66 50 67 50 07 00	...	...	...	1,650	1,425	...	...	...
1.48	160	4	...	64 00 66 50 67 50 07 00	...	...	...	1,452	1,256	...	...	...
1.92	224	4	...	64 00 66 50 67 50 07 00	...	...	...	2,070	1,886	...	...	...
92.90	11,626	...	...	...	...	...	...	1,12,561	3,888	...	...	...

\* 5-B, 61-C, 35-D, 180-E, 4-F, 72-G

No. 13

Estates since the commencement of the Trust

THE END OF THE YEAR					NET ADDITION (+) OR REDUCTION (-)							
IN LESSEES' BUILDINGS					One room cols. 8+9+14.	Two rooms cols. 10+15.	Larger Lts. co. 11+16	Servants' quarters cols. 12+17.	Grand Total cols. 19 to 22.	In the year cols. 23-5.	To end of the year.	
One room.	Two rooms	Larger.	Servants' quarters.	Total cols. 14 to 17								
(14)	(15)	(16)	(17)	(18)	(19)	(20)	(21)	(22)	(23)	(24)	(25)	
	10,129	14,392	2,221	44,898	52,095	10,289	15,516	2,384	79,809	41,439	41,439	
27	111	218	...	356	-58	111	218	...	1,709	1,644	1,644	
1	44	106	...	151	-	+ 1,438	...	...	...	...	...	
42	70	159	...	271	+44	70	159	...	273	273	273	
...	...	...	...	...	160	...	...	...	160	160	160	
...	...	...	...	...	168	...	...	...	368	368	368	
18,226	10,354	14,825	2,221	45,676	55,186	10,514	15,274	2,384	83,358	44,223	44,223	

## APPENDIX NO. 14

## Statement of tenements constructed for Slum Clearance Scheme (City &amp; Suburbs)

Serial No.	Locality.	Year of Construction	No. of structures	Number of Tenements		Subsidised rents Charged	Standard Rent	
				Residential	Shops Godowns		Rs. P.	Rs. P.
<b>Municipal Scheme :-</b>								
1	Palton Road Chawl No. 4	1956	1	81	27	31.13	41.88	
2	Hains Road Transit Camp.	1957	18	137	...	24.48	105.85	
3	Tank Pakhadi Transit Camp	1958	27	254	...	24.48		
4	Dharavi	1959	5	120	...	27.32		
5	Shopping Block at Haines Road...	1960	1	...	4	29.51		varying from 22.57 to 73.33
6	do. do. Milk Street..	1962	1	...	17			61.53
7	Shopping Block at Tulsiwadi Body-Guard line	1963	1	...	15	...		Varying from 41.57 to 48.68.
8	Shopping Blocks at Water St. ...	1963	1	...	10	...		Varying from 70 to 87.50.
<b>Government Aided Schemes</b>								
1	Haines Road	1959	7	112	...	29.11		54.08
2	Haines Road	1959	5	80	...	29.11		54.84
3	Sukhalaji Street	1960	1	76	...	30.21		
4	Sion, Scheme 6	1960	1	40	...	29.11		
5	Body Guard Lines	1960	6	96	...	29.11		54.41
6	Dharavi.	1961	5	168	...	29.11		
7	Foras Road	1961	1	42	13	29.11		
8	Rawli Camp	1961	18	288	...	29.11		
9	Bane Compound Arthur Road	1961	6	208	...	29.11		
10	Water Street, Byculla	1961	7	112	...	29.11		
		1962	2	32	...	31.10		
11	Haines Road	1961	2	80	..	29.11		
12	Sion Scheme 6	1962	2	80	...	29.11		
13	Body Guard Lines	1962	8	128	..	29.11		52.00
14	Bapty Road	1963	1	40	...	31.10		
15	Haines Road	1963	6	96	...	31.10		
16	Rawli Camp	1964	...	224	...	31.10		70.00
					11			135.40
17	Sion Village	1964	...	24	...	31.10		69.36
18	Kamathipura	1964	...	22	...	31.10		Varying from 60.58 to 64.30
								12 Varying from 47.63 to 104.60
19	Do.	1964	...	26	...	31.10		Varying from 75.30 to 85.50
								11 Varyin from 35.50 to 156.00
20	Kamathipura M1 Area	1965	41	...	11	...		...
21	60 t. at Falkland Road 8th X Lane							
22	60 t. at Hains Road							
<b>Suburbs.</b>								
23	Vikroli	1961	16	396	...	29.11		52
24	Do.	1963	12	348	...	31.10		..
25	Kherwadi Bandra	1964	...	272	...	...		...
26	Tenements along Eastern Express Highway Chatkopar	1965	108	1004	...	...		...
27	60 t. at Bombay Agra Road Chatkopar	1966		60				
28	320 t. at Santacruz	1966		320				

# HYDRAULIC ENGINEER'S DEPARTMENT

## I.—LAKES AND TRUNK WATER MAINS

During the year supply was given from the Vaitarna, Tansa, Vehar and Tulsi Lakes. Statistics regarding lakes head works quantities of water drawn etc. are given in Appendix I. Details regarding water lost due to evaporation in various lakes are given in Appendix II. Plans showing lakes and alignment of trunk mains is at Appendix III.

The Vaitarna, Tansa, Vehar, Tulsi and Powai Lakes recorded rain fall of 1686.0 mm. (66.60 ins.); 2006.10 mm. (79.0 ins.); 2094.36 mm. (82.5 ins.); 2459.92 mm. (96.7 ins.); and 1871.47 mm. (73.70 ins.) respectively. Appendices IV, V, VI VII & VIII give details of annual rain fall in different lakes and in the City.

The levels of Vaitarna, Tansa, Vehar and Tulsi lakes on 1-10-1966 were 162.45 Mt. (532.97 ft.); 128.46 Mt. (421.46 ft.); 79.60 Mt. (261.18 ft.) and 138.87 Mt. (455.61 ft.) respectively above the Town Hall Datum, and the corresponding contents above the lowest outlets of the lakes were 17,48.51 MI. (38,463 Mg.) 1,81,666. MI. (39,962 Mg.) 35,986 MI (17,916 Mg.) and 10,019 MI. (2,204 Mg.) respectively.

The water from Powai lake was used for non-potable purposes viz. irrigation and Aarey Colony stables. About 3000 brass of silt was removed from the bed of this lake. Investigations were carried out to determine the stability of the masonry dam at Powai and the necessity of strengthening the same.

An average supply of 917.86 Mega Litres (201.91 Mg.) per day was given to Greater Bombay during the year. Appendices IX and X give the supply statistics for the various purposes and the quantity of water used for different purposes respectively during the year.

## II.—HEADWORKS MAINTENANCE DIVISION

This Division looks after the maintenance of Vaitarna and Tansa Headworks including catchment areas, trunk mains, tunnels and duct line in the Mandola Division and residential colonies at Headworks.

The following are the broad outlines of maintenance works at Vaitarna and Tansa:—

Fifteen Numbers of Hydraulic gates as per Appendix XI were maintained during the year. Eight Spillway gates functioned satisfactorily. 270 ft. high all concrete dam constructed in 1955 did not present any major maintenance problem. The maximum intensity of flood handled was 59195 cusecs on 6-9-1966. The lake reached full supply level 162.64 Mt. (535.00 ft.) T. H. D. on 29-7-1966 when the rainfall recorded at Vaitarna was 976.9 mm. (38.5 ins.). The under-sluice gates were not operated.

Goliath crane (14 tons) was maintained.

During the year under report the rainfall was delayed till 13-7-1966 and the city supply position was considerably affected and had created an anxiety amongst the citizens. The rain fall recorded till 13-7-1966 was only 286 mm. (11.3 ins.) against 1250.80 mm. (49.3 ins.) in 1964 and 757.9 mm. (29.9 ins.) in 1965. The year had very poor monsoon viz. 1686.00 m.m. (66.36 ins.) against average of 3199 mm. (125.50 ins.).

The power house at Vaitarna consisting of 3 units of 100 Kw. capacity diesel generators and 440 volts overhead transmission lines of about 4.82 K.m. (3 miles) in length, were maintained to ensure independent and reliable power supply for operation of gates, lighting, water supply, pilot filtration plant, gallery pumps, etc.

Direct supply from Vaitarna lake to City was continued during the year except for a period from 1-6-1966 to 3-7-1966, 18-7-1966 to 19-8-1966 and 10-9-1966 to 19-11-1966. This was due to high percentage of turbidity in Vaitarna Waters.

About 65529 MI. (14414.36 M.g) of water was transferred from Vaitarna Lake to Tansa during the period from 18-7-1966 to 19-8-1966.

Tunnels 3.2 Mt. (10½ ft.) dia. of an aggregate length of 7.52 Km. (4.67 Miles) between Vaitarna-Belnala and Belnala-Tansa as per Appendix XII were maintained. The rollers under 3000 mm. (120 ins.) dia. main and expansion joints functioned satisfactorily.

The break pressure tower on 3000 mm. (120 ins.) dia. main between Belnala and Tansa functioned satisfactorily.

56 Nos. of culverts and bridges as shown in the Appendix No. XII were maintained during the year.

38 Nos. of Automatic shutters on spillway of Tansa Dam and 11 Nos. penstocks for the outlet on well, were maintained and functioned satisfactorily. 14 Nos. of gates operated automatically on 5-9-1966 and continued to overflow upto 6-9-1966. The maximum intensity of flood handled was 8147.40 cusecs on 6-9-1966. The lake reached full supply level of 128.63 Mt. (422.00 ft.). T. H. D. on 3-9-1966 at 11.55 P.M. when the rainfall recorded at Tansa was 1593.8 mm. (63 ins.)

About 16 Km. (9.94 miles) of 2400 mm. (96") dia. pipe line, 1800 mm. (72") East and 1800 mm. (72") West Pipe lines between Tansa and Pachhapur, 11 Km. (6.83 miles), 3000 mm. (120 Ins) pipe line between Belnala- Tansa and Short length of 3150 mm. (126 Ins.) dia. steel mains between Tunnel faces at Balwant and Tasu Nalas were maintained as per details shown in Appendix XII. The trolley track along the 2400 mm (96Ins.) main between Tansa and Pachhapur was maintained.

The discharge into duct at Tansa was shut off for the periods from 1-4-1966 to 9-6-1966, 12-7-1966 to 18-7-1966 and from 19-11-1966 to date, on account of duct renovation work undertaken by the Water Supply Project Department. During the rest of the year, the duct was commissioned for supply of water to the City. The ductline was patrolled during the monsoon period.

A 10 Kw., 110 volts D.C. generating set was maintained for lighting the Inspection bungalow and other quarters at Tansa. The set was run 6 hours a day upto 18-11-1966 and 4 hours a day from 19-11-1966. The supply during the rest of the day was maintained through storage batteries. A set of 20 Nos. 6 volts new batteries were purchased during the year.

The Tansa lake was patrolled to prevent pollution of water by cattle. About 296 heads of cattles were Prevention of tress passers and stray cattle impounded in the catchment area.

The gardens attached to main bungalow at Tansa and the guest house, health resort colony and dam at Gardens at Vaitarna and Tansa. Vaitarna were maintained during the year.

The health resort camp at Vaitarna consisting of three class I and six class II types quarters, equipped with furniture and kitchenware, was maintained during the year and there was good response from the public.

Both Vaitarna and Tansa lakes continued to be popular with picnic parties during the year under Picnic parties. report.

The representatives of the World Bank visited Tansa and Vaitarna in January 1967 in connection with Visit of the representatives of the World Bank. the loans required for the Bhatsai River Project.

Security measures such as guarding the headworks by the District Superintendent of Tansa were Security Measures. continued during the year.

### III—MAINTENANCE DIVISION (OUTSIDE CITY).

This division is entrusted with the work of repairs and maintenance of trunk mains, embankments, cuttings, culverts, bridges, trolley tracks, head works at lakes supervision over lakes, catchment areas, disinfection of water supply, maintenance and repairs of vehicles, trolleys and other machineries and maintenance of buildings.

There were seven major bursts on the water mains in the division during the year.

61 Major and 1142 minor leaks on the trunk mains and 98 leaks on the masonry duct and 1094 leaks on the syphon mains were repaired during the year.

Duct between Tansa and Pogaon was put out of commission from 19-11-1966 for replacing the duct line by 1800mm. (72") dia. Hume pipe.

A power house having three units of 24 kw. (40 H.P.) diesel driven generators, was maintained at Powai Diesel Power house. Chlorination plant as a standby, as the electric supply was available from Messrs. Thana Electric Supply Co., for the whole year.

The city's water supply was disinfected at the Central Chlorination Plant at Powai, and at smaller units at Mulund, Bhandup, Tulse lake and Veravali. The dosage of chlorine at different supply. plants was as under:—

Serial No.	Name of Plant.	Supply	Dosage.
1	Powai Chlorination Plant.	Vaitarna and Tansa.	1.8 to 2.8 P.P.M.
		Vehar.	0.7 to 3.0 P.P.M.
2	Mulund Chlorination Plant	Vaitarna and Tansa.	2.0 to 3.0 P.P.M.
3	Old Bhandup Chlorination Plant.	—do.—	1.8 to 2.8 P.P.M.
4	New —do.—	—do.—	2.0 to 3.0 P.P.M.
5	Tulse Chlorination Plant.	Tulse.	2.0 to 5.6 P.P.M.
6	Veravali Chlorination Plant.	Vaitarna and Tansa.	5.0 P.P.M.

Rechlorination was carried out at Malabar Hill Reservoir, Bhandarwada Hill Reservoir, Worli Hill Reservoir, Gollanji Hill Reservoir, and Futka Tank. Residual chlorine in the distribution system with this arrangement remained at 0.2 p.p.m.

The total quantity of chemicals used in all the plants in the City and Outside city division was as under:—

(1) Liquid chlorine ...	...	...	...	...	893.635 M.T.
(2) Alum ...	...	...	...	...	41,500 M.T.



Strict measures were taken for preventing pollution of lake water and 58 persons were arrested and **Prevention of tress passers in the catchment area.** 341 cattle were impounded in the municipal land.

Six heavy and eight light motor trolleys and two diesel rail locomotive were maintained and operated **Maintenance of plant equipment and motor trolleys.** during the year of an approximate cost of Rs. 50,000.

The total distance covered by them was 1,65,203 Km. (1,03,252 miles).

Motor vehicles and equipment such as compressors, welding plants, concrete mixers, generating sets, outboard engines for boats, pumping units, venturi meters together with the other plants and machinery purchased during National Emergency as detailed in Appendix XIII were maintained.

The total number of structures maintained was 219.

**Maintenance works in division.**

Extensive patchplating was carried out on 1400 mm. (57") East and West Tansa Steel mains in Bandra Creek to prevent wastage of water from the leaky portions.

Repainting of steel mains was done for an area of 52,600 sq. metres.

Leaky expansion joints on the 2400 mm. (96") Vaitarna main were repaired in various sections by isolating them for a period of 20 to 28 hours. For the first time since the 2400 mm. (96") Vaitarna main was laid, the section between Bandra and Dharavi which connects all the reservoirs of the city, was isolated for carrying out repairs to the leaky expansion joints.

(1) Six pitometer instruments with six portable tents were manufactured in the workshop. Six more **Works of importance carried out.** pitometer instrument with 6 portable tents were under preparation.

(2) Two mild steel covers were fabricated and fixed on the Expansion joints of 2400 mm. (96") Vaitarn main to prevent tampering of the joints.

(3) One under pressure cutting machine for making connections on the trunk mains was prepared in the workshop for the sizes of connections from 80 to 450 mm. (3" to 18").

(4) One manometer block for chlorine control panel, similar to the original one was fabricated at Ghatkopar Workshop for the chlorination plant at Powai.

(5) One P. V. C. solutionizer of 30 lbs. per hour capacity, was fixed in place of the cast-iron one with ebonite lining.

(6) Two panels of 30 lbs. per hour capacity have been converted into 50 lbs. per hour capacity by changing the orifice plate and manometer scale.

(7) As an experiment to prevent wastage of water from the masonry ducts at Bhandup about 152.48 metres (500 ft.) of the duct was provided with a polythene sheet lining. This was successful in preventing leakages.

(8) Three filterbeds at Tulsi filtration plant were repaired and regraded.

(9) The work of extending culvert No. 20-A covering 600 mm. (24") dia. Tulsi main at Bandra for providing separate Railway lines for Harbour branch between Mahim and Bandra was completed by the Western Railway.

(10) Canteen for the staff was constructed in Ghatkopar Yard at an approximate cost of Rs. 28,000.

(11) Improvements of gardens at Powai and Vihar lake was entrusted to an expert landscape gardener and the work was in progress.

(12) Due to failure of monsoon, water supply to various industries were curtailed and regulated.

(13) Kasheli bridges were guarded by the S. R. P. Thana District. Police patrol was also carried out along the pipe lines.

Total number of visitors to Vihar and Powai Lake gardens and at Tulsi lake was 8,75,000 approximately.

**Visitors to Gardens and Lakes.**

The work of extension of Emergency Pumping station and installation of additional diesel driven pumps **Vihar Pumping Station.** thereat was taken up in hand at a total cost of Rs. 8,90,000. This extension to the pumping station is installed to provide adequate mechanical stand-by break down of proper supply.

#### IV—MAINTENANCE DIVISION (INSIDE CITY).

The Maintenance Division at 566, N. M. Joshi Marg, Byculla, continued attending to major works of repairs and bursts on big size water mains, maintenance of testing-house, meter workshop, pumping stations at the reservoirs and other places in the city and chlorination equipment at various places in the City etc. This division also attends to other emergent works connected with repairs to damaged pipes etc., after office hours on Sundays and Holidays.

The total length 876 Km. (544.31 miles) of water mains was maintained during the year.

There were 29 bursts and 21 leakages on large sized water mains during the year. The details of bursts on 600 mm. (24") and above dia. mains are shown in Appendix XIV.

Major maintenance works.

Plant and machinery maintained during the year is shown in Appendix XIII.

Plant and machinery.

#### (1) Malabar Hill Reservoir

The existing pumps 2 Nos. 100 H.P., 2 Nos. 75 H.P. and 2 Nos. 40 H.P. were maintained. The total Horse power of the pump house remained at 430 H.P.

Pumping station at Reservoirs.

#### (2) Bhandarwada Hill Reservoir

Existing two pumps of 275 H.P. were maintained.

#### (3) Parel Pump House

The pump house was completely shut down during the year and it was shifted to the pump house at Golanji Hill Reservoir.

#### (4) Golanji Hill Reservoir

One 80 H.P. pump of Parel Pump House was shifted to Golanji Hill Reservoir pump house and commissioned during the year. One more 100 H.P. pump was added to the pump house bringing the total number of pumps to 3 Nos. 2 of 100 H.P. and 1 of 80 H.P. and the total capacity to 280 H.P.

The total capacity of pumping units at Reservoirs in City was thus brought to 1260 H.P. and the total maintenance cost incurred was Rs. 2,13,000. In addition to the above pumping units, 6 small pumping sets were maintained for playing fountains and for watering the reservoir gardens.

Five Boosting stations at places as shown at Serial No. 1 to 5 in Appendix XV were commissioned during the year and were maintained.

Re-chlorination was done at various places in the City for maintaining required residual chlorine in the water mains in the city. Permanent chlorination equipment continued to work at Chlorination Plants. (a) Futka tank King's Circle (6) Malabar Hill Reservoir (c) Bhandarwada Hill Reservoir (d) Worli Hill Reservoir and (e) Golanji Hill Reservoir which was commissioned during the later half of the year. In addition to this portable chlorination plants 5 Nos. were used on the water mains in City wherever additional chlorine dose was necessary due to suspected contamination cases.

The total quantity of chlorine consumed during the year was about 3295 cylinders with chlorine of 225 M. Ton approximately.

The total number of pipes and fittings tested during the year was approximately 6,50,000 out of which 4,16,400 pieces were for private parties and the remaining for the municipal works, Testing of water fittings. realising a revenue of Rs. 1,03,150. A total number of pieces tested and revenue recovered during the previous year were 7,62,192 pieces and Rs. 1,38,581 respectively.

The total number of meters maintained was 21,119. Municipal meters repaired during the year were 7,570 and total number of meters tested was 7,990 out of which 6,410 were municipal meters.

Meter Shop.

The total number of new meters purchased during the year was 232 Nos.

In order to give speedy relief to the consumers whose pumps had gone out of order, 15 Nos. of pumping sets (HP 1 to 5) were maintained and hired for short duration of one month or so to public. Two plastic tanks each of 11,000 gallons capacity were also offered on hire.

125 new meter connections were made during the year. 1,340 odd jobs such as cleaning of water connections, arresting wastage, rewashering, replacement of old pipes etc., were carried out.

Improving the water supply in Municipal Bldgs. Inside City.

The routine maintenance works such as painting, minor repairs, replacement of storage tanks, repairs to flooring etc., were carried out, during the year. A total of 2,800 R. ft. barbed wire fencing was provided at the Reservoir in the City.

Maintenance of Water Works Buildings.

The work of granting new water connections was carried out by the maintenance staff of the respective wards. The total number of new water connections granted during the year was as shown in Appendix XVI as against 3,403 in the previous year. The grand total of water connections existing in different premises in the city came to 83,951 as against 78,490 of the previous year. Similarly, water connections cut off during the year were 230 as against 1,441 during the previous year. Other odd jobs such as cleaning of dirt boxes, meter strainers, etc., during the year were 4,822 as against 5,884 during the previous year.

Water connections in the city.

The works of special mention that were carried out during the year are as under :—

- (1) 450 mm. (18") sluice valve on Bhulabhai Desai Road. Outlet at Malabar Hill Reservoir, Compartment No. 2, was provided with electric actuator by modifying an old existing 600 mm. (24") electrical actuator.

- (2) 450 mm. (18") sluice valve on Bhulabhai Desai Road outlet at Malabar Hill Reservoir, Compartment No. 1, had to be replaced on an emergency basis.
- (3) Modifications in the electrical circuit for Malabar Hill Pumping House were carried out to utilise the 2 Nos. of electrical generating sets during emergency.
- (4) 600 mm. (24") sluice valve on Dongri Outlet was repaired by providing a gate of a similar another sluice valve. This measure saved leakage of water through the sluice valve from the elevated tank.
- (5) A new 1200 mm. (48") electrically operated sluice valve was provided on 1200 mm. (48") Babula Tank outlet at Bhandarwada Hill Reservoir, replacing the old one. This also affected in saving of water due to stoppage of leak through the old sluice valve.
- (6) A new electric actuator of improved pattern was manufactured in the workshop suitable for a 300 mm. (12") sluice valve.
- (7) The Test-house was under reorganisation during the later part of the year. A simpler method for testing of C.I. pipes upto 300 mm. (12") dia. was devised and put into use.
- (8) Exhibition of water meters was arranged for the benefit of the staff of the Water Works Department. Latest literature on water meters was also made available to the staff.

### V—DISTRIBUTION DIVISION (CITY)

Distribution division deals with distribution and regulation of water supply within city limits. It also deals with investigation of short supply complaints, granting permissions for new connections, additional fittings and their certification, taking court actions for enforcement of sections of the Bombay Municipal Corporation Act relating to public and private water supply, rewashing of leaky taps, issue of notices for defective fittings and metering of water supply.

With the creation of the new Ward Offices in the year 1964, the work of distribution and maintenance Separation of Ward has been decentralised. Each Ward, A to E was in charge of one Assistant Engineer Offices.

and Wards F and G were divided into two sub-divisions, each sub-division in charge of an Assistant Engineer.

The Central Control Station was maintained at Babula Tank, under the Assistant Engineer, Water Central Control Station. Works, (B Ward and Control). This station deals with the daily control and regulation of water supply and with emergencies such as fires, bursts, etc. It also maintains record of half hourly levels in Reservoirs and pressures at all representative stations on the trunk mains right from the sources and hourly discharges from major trunk mains feedings the distribution system. It records and communicates to the Wards concerned complaints received on telephone from the public. Being manned for 24 hours, the station is responsible for control, operations within city limits and the trunk mains feeding the suburbs and extended suburbs.

For the purpose of distribution of supply, the city is divided into five main divisions, each division receiving supply from (a) Malabar Hill Reservoir, (b) Bhandrawada Hill Reservoir (c) Worli Hill Reservoir, (d) Golanji Hill Reservoir and (e) directly from trunk mains. The details of areas served by the four reservoirs and the direct supply areas are shown in Appendix XVII.

The hours of supply in the city are shown in Appendix XVIII.

Hours of supply.

The average quantity of water per day brought to the city, suburbs, was as follows:—

Average quantity of water.

	In Mega Litres.	In Million Gallons.
City	623.66	137.19
Western Suburbs.	126.83	27.90
Eastern Suburbs.	118.24	26.01
Extended Suburbs (West)	42.68	9.39
Extended Suburbs (East)	6.46	1.42

During the year 38,676 Nos. of complaints were received as against 40,458 complaints during the last

Short Supply Complaints. year, as detailed in Appendix XIX.

Municipal Commissioner's notices for improvement of water supply under Section 274(1) of the Bombay Municipal Corporation Act were issued in 355 cases under Section 271(2) in 22 cases in respect of premises which were without adequate water supply. The number of prosecutions launched during the year was 477. The number of convictions was 477. Cases were withdrawn after compliance with notice and 134 cases were pending disposal at the end of the year. The total amount of fine recovered was Rs. 4,292. Besides, above, 4,129 Notices under Section 278(2) of the Bombay Municipal Corporation Act were served on the owners for defects in water fittings including those in respects of unauthorised works infringing the provision of Section 287 A and B of the Municipal Act and non-compliance of Water Bye-laws, and as a result of these 420 prosecutions were launched. The number of convictions was 496 and the amount of fines recovered was Rs. 3,072.

The number of cases reported to the Standing Committee for severing water connections for non-payment of taxes and using unmetered water supply was 1,224 against 521 in the previous year. In 230 cases, the supply was cut off. In the remaining cases the execution of disconnection orders were not carried out as the consumers complied with the Municipal requirements.

Disconnection of water supply.

The total number of calls received by the Babula Tank Control Station from the Fire Brigade Department was 2,375 as against 2,519 received during the previous year. Out of these 385 **Fire Attendance.** calls were false. 125 calls were on account of collapse of houses and 76 calls were on account of serious fires. As per the estimate of the Fire Brigade Department, the total quantity of water actually used to put out the fires was about 5.27 M.L. (1.18 Mg.). However, as a result of the fires, a far greater quantity of water was released from Reservoirs and trunk mains as high pressure supply had to be given for the duration of the emergencies in the localities in which they occurred. In order to enable the staff to attend fires promptly one more fire van was maintained at E. Ward making the total number of vans as five. The other four vans were stationed at (i) A Ward (ii) Babula Tank, (iii) F (South) offices, (iv) (South) offices.

In order to enable the fire brigade staff to distinguish size of mains from which hydrants took off, the **Painting of Fire hydrants** following colour scheme of painting the hydrants was maintained.

- |     |   |                  |
|-----|---|------------------|
| (a) | 80, 100 and 125 mm.<br>(3", 4" and 5")  | } Red and blue.  |
| (b) | 150, 175 and 200 mm.<br>(6", 7" and 8") | } Red.           |
| (c) | 250 mm.<br>9" and above.                | } Red and white. |

As a result of low pressure in the municipal water mains and increase in number of pavement dwellers, **Flying Squad.** hydrants were found opened in various localities in the City by use of a crude keys. This, apart from wastage of water and low pressures created problems; as hydrants were rendered in-operable due to damage to spindle gates. In order to minimize wastage due to unauthorised opening of hydrants, two flying squads, each consisting of overseer, two police men and two labourers operated throughout the year except during the monsoon. During this period, 2,197 hydrants were closed, 158 keys, 27 masaks, 4,008 tins, buckets and vessels were confiscated.

Revenue derived from returning utensils to the public on payment of a small fee was about 5,665 and through auction of unclaimed confiscated utensils was Rs. 2,406.

In view of the overall shortage of water being experienced in Bombay during recent years, quotas have **Fixing of quotas to Industrial Concerns.** been fixed to limit the consumption of all industries consuming more than 1,50,000 litres of water per month.

The work of making a detailed study of large industrial consumers [i.e., those drawing more than 4,54,600 litres (1,00,000 gallons) of water per day] has also been taken up by the Municipal Corporation of Greater Bombay with the help of expert firms. The purpose of the survey is to find ways and means of economising on the use of water by rationalising the use of water and re-using it wherever possible.

Owing to the extra-ordinary delay in the arrival of the monsoon, a critical situation arose during the **Water Shortage Crisis during July 1966.** first fortnight of July 1966 when the lake levels were already at their lowest. Emergent measures had to be taken to combat the situation. The quantity conveyed to the Greater Bombay area was cut down by about 25 per cent. and the two-period supply prevalent so far was replaced by a single period supply. A large number of wells in the City were opened and cleaned up for being used to meet the shortage partially and five shallow tube wells were also bored on and experimental basis in different parts of the City.

The public co-operated admirably in preventing wastage and conserving the limited stocks of water available, and by the middle of July with the arrival of heavy rains in the catchments of the Vaiterna and Tansa Lakes, the situation eased. Since then, gradually by stages, the supply has been stepped up, but the single period supply has been retained, and by doing so, a reserve has been created for meeting a similar situation, should it again arise in the ensuing season.

## VI—METER DIVISION

17,626 Meters of sizes varying from 15 mm. (1/2") to 300 mm. (12") were on the connections as detailed in Appendix XX. The number of meters exchanged was 9,183 and those fixed on new connections were 999. About 3,850 meters were removed from the existing connections.

The number of new properties metered during the year was 302. Premises metered during the **Progressive metering programme.** year pertained to trades and new residential buildings on flat-system.

The total revenue derived from water supply by meter measurement was Rs. 4,06,29,714 as against **Revenue from metered connections.** Rs. 4,08,12,795.05 during the previous year.

A new post of Ward Officer (Meters) for Greater Bombay was created from 4-11-1966. The incumbent was put in charge of the process starting from the date a property is metered to the recovery of the bills for water charges.

## VII—QUALITY CONTROL OF WATER SUPPLY AND WASTE PREVENTIVE DIVISION

This division was in charge of the following :—

- (a) Quality Control of Water Supply for purposes of desirable standard of purity.  
**General.**

(b) Regular detection and prevention of underground leakage in water mains, appurtenances, service pipes etc.

(c) Rewashing of leaky taps in private premises.

(d) Gauging the flow of water through the water mains by Pitometer to determine the average quantity of water supplied to different areas and the flow characteristics in different water mains.

In all the wards of the city and suburbs, there were two groups of sampling points per ward, from which **Bacteriological analysis.** water was sampled for the purpose of chemical and bacteriological examinations. The sampling points being on service mains were representative of the quality of water supply obtainable in different localities as well as in the entire distributions system of Greater Bombay.

Samples of water were collected by mobile squads of trained personnel of the Municipal Analyst's department every day, except on Sundays, from each ward.

Out of 2 065 routine samples taken during the year, 91.81 per cent. were free from Coli-form Bacteria, from which it will be seen that the purity of Bombay's water supply conformed to the International Standard for Drinking Water prescribed by the World Health Organisation.

In addition to the above, this division collected 5,447 special samples from areas where incidence of cases of water-borne diseases were reported by the Health Officer. 90.29 per cent. of the samples were free from coli-form Bacteria.

The total number of samples collected for chemical analysis during the year, both from the lakes and the distribution system was 267. In addition 40 special samples were collected by this **Chemical Analysis.** division for chemical analysis with a view to ascertain the quality of water while investigating complaints. of bad quality of water.

(a) Breakages and leakages in communication and consumers' pipes were repaired. Corroded portions were renewed and pipes in the vicinity of drains were diverted. Leaky hydrants and sluice valves were repaired. Disused connections were cut off on the mains. Consumer pipes in the house gulleys were raised 2 to 3 ft., above the gulley floor level. Leaks in watermains were repaired.

(b) There was a regular programme for flushing hydrants about once in two months for removal of accumulated sediments, if any.

As consumer pipes lying on the floor of house gulleys were a health-hazard, special staff was appointed **Special preventive measures in congested localities.** for raising pipes above gulley level in congested localities. Pipes were raised in 124 congested house gulleys in parts of B, C, D, and E Wards.

Detection of wastage was done in Greater Bombay by 'Soundings' of underground water mains, appurtenances and communication pipes during supply hours and by inspection of **Sounding of water mains.** consumers pipes in house-gulley. Further, premises facing the roads where water mains were sounded were subsequently inspected and leaky taps, if noticed, were rewashed.

1055 Pitometer observations were taken during the year to gauge the quantity of water conveyed by trunk and distributary mains for finding out the average daily break up of the total supply in the different zones of Greater Bombay and the flow characteristics in particular distribution system for adjustments.

**Pitometer gauging.**

### VIII—WORKS DIVISION (INSIDE CITY)

The Works Division (Inside City) carried out the work of laying of water mains and other construction works as per the provisions in the Loan Works Budget. It also carried out the works of diverting the water mains, laying of additional mains in connection with the resurfacing of Roads and other emergent works for improvement of water supply. Works on behalf of the private parties, sister departments, government bodies and making new connections above 80 mm. (3) dia. in size were also done by this division.

These works were carried out departmentally, the total strength of staff being 750.

The cost of the Budgetted works executed is Rs. 12,50,000 and that of unbudgetted works is Rs. 13,50,000.

List of Plants, Machinery and Tools with this division is as shown in Appendix XIII.

Total lengths of pipes of various sizes laid is as shown in Appendix XXI.

Some of the major works executed during the year are as shown below :—

(1) Repairs to 1400 mm. (75") and 1200 mm. (48") steel mains (12 leaks were repaired).

(2) Providing 5 boosting stations in the City at—

(a) N. M. Joshi Marg with 100 H. P. Electric pump.

(b) Worli with 50 H. P. diesel pump.

(c) Antop Hill with 25 H. P. electric pump.

(d) Fosberry Road with 50 H. P. diesel pump.

(e) Altamount Road with 55 H. P. diesel Pump.

(3) Providing 2 Nos. 1200 mm. (48") Venturi meters at Chaupatty—

(a) on 1200 mm. (48") Kalbadevi Outlet

(b) On 1200 mm. (48") Fort Outlet.

(4) 1400 mm. (57") proposed outlet from Worli Hill Reservoir, was connected to 1200 mm. (48") Old Tansa main at Flank Road.

### IX—SURVEY AND DESIGN DIVISION

This Division is entrusted with the work of maintaining records of water and other structures, preparing plans and estimates of all engineering works to be carried out, maintaining statistics of (1) lake levels, (2) storages, (3) discharges, (4) rainfalls, (5) chemical and bacteriological analysis, etc. maintaining records of Water Works lands, preparing estimates of water charges showing quantity of water used for building construction purposes, verifying tenders, contracts and measurement of contract works, maintaining a library of engineering books and periodicals, and attending to miscellaneous administrative matter of technical nature.

#### General.

Several proposals for laying water mains for improvement and expansion of the distribution system were formulated during the year. Plans and estimates as detailed below were prepared :—

**Preparation of plans & estimates.**

Budget.	No. of Plans.	No. of Estimates.	Estimated cost in Rs.
(City) Division—I	140	148	1,49,23,453
(Suburbs) Division—II	75	78	34,30,295
(Extd. Subs.) Division—III	43	43	14,63,027
<b>TOTAL</b>	<b>258</b>	<b>267</b>	<b>1,98,16,775</b>

553 estimates of compounded charges for water used for construction purposes in the city were framed as against 678 in the preceeding year. The total estimated amount was 7,85,765 as against Rs. 8,12,367 in the preceeding year. On similar lines, 1084 estimates for the Suburban and Extended Suburban areas as against 928 in the preceeding year were framed amounting to Rs. 11,84,197 as against Rs. 7,40,031 in the preceeding year.

### XX—PLANNING AND RESEARCH DIVISION.

The most important work assigned to this division is the planning of water supply districts including zones therein for the existing and the proposed reservoirs. The work requires preparation of drawings showing the existing mains, survey of the ground levels, forecasting population and water supply demands, assessing the industrial demands, followed by analysing the existing and the proposed networks of water mains and suggesting improvements. As the analysis of the flow pattern involves voluminous calculations, it is practically impossible to analyse large networks that are to be dealt-with. The division had perfected a programme for the analysis of networks with the aid of the CDC/3600/160A computer the previous year and had been using it since that time.

In the previous year the division has planned the zones for two of the outlets of the Malabar Hill Reservoir viz. Girgaum and Kalbadevi outlets, and analysed them with the aid of the computer. The latter required some works and on completion of the same fresh trial was taken which gave satisfactory results. Further work of planning the adjoining zone to be fed by two of the outlets viz. Dhobitalao and Thakurdwar Outlets (of the same reservoir) was completed during the year.

Earlier a zone having a demand proportional to the capacity of the inlet main was planned for the Pali Hill Reservoir. However, due to the development of the creek land on the South of the 'H' Ward, the earlier work was required to be modified. The revised work was nearing completion.

Similar work pertaining to Worli Hill Reservoir and proposed service reservoirs at Rawli, Verali, and Trombay are in progress.

Some large networks of mains were planned with the use of System Introspection Method developed and improved by this division. The major works attended by this method were the planning of the independent zones for the proposed Backbay Reclamation scheme block III and IV. This zone is proposed to be fed by an independent outlet from the reservoir at Malabar Hill. An independent closed zone for the proposed reclamation of creek land at Bandra to the west of Swami Vivekanand Road at the end of Mahim Causeway was also planned. This area is proposed to be governed from a storage tank to be built inside the development.

During the previous year, the division was entrusted with the planning of temporary boosting stations to improve the state of acute shortage of supply at some place both in the City and Suburbs. On detailed study, boosting stations were recommended to 14 places. The work was continued and during the current year four more boosting stations were planned. The work involved survey of the ground level, of the areas, the survey of the prevailing condition of supply including gauging of the mains etc.

In view of the acute water shortage in Bombay a Scheme for supplying treated sewage effluents to major industries in the vicinity thereof was worked out. In the first stage it is proposed to treat and supply about 2.5 mgd. only stepping up the figure in the second stage to 10 mgd.

**Scheme for supplying treated sewage from Dadar Sewage Purification Plant.**

The division have earlier planned and commissioned the reservoir making a smooth change over from direct supply to reservoir supply in the area. Subsequently it also planned the zones for the three outlets of the reservoir. The remaining work of modifying the existing pump house to suit the proposed zones and planning for the various pump units required, was attended to during the year.

**Planning of the pumping scheme for Golanji Hill Reservoir.**

The existing ward plans showing the water mains in Suburban wards were rapidly becoming inadequate in view of the very rapid development taking place all over the Suburbs. The work of preparation of suburban Ward plan using the development plans of these wards as basic matrix was taken up by this division. The work of ward plans pertaining to L & T wards was complete in all respects and that pertaining to M, H & K was nearing completion. The set of drawings pertaining to each ward was bound in a file.

**Preparation of Ward Plans.**

In 'H' ward supply was required to be given for longer hours as the distribution mains in this ward were of small size. Besides, the mains branching off from the trunk mains and feeding this ward were old and long in length. In spite of the long hours some areas situated at far distances with respect to the feeder mains and at higher elevations were suffering. As a remedy, a part of the 750 mm. (30") dia. inlet main of the Pali Hill Reservoir was commissioned and was used as a main feeder to this area. This not only facilitated the curtailment of supply hours but also improved the supply position. The change over and the subsequent curtailment of hours was planned and monitored by this branch.

**Curtailment of supply hours in 'H' ward.**

The water supply position in Nanavati Hospital in Vile Parle was surveyed as a pilot to the main survey. The objective of the survey was to assess the adequacy of the existing water supply, and to suggest means to ensure adequate water supply even in the scarce conditions. A comprehensive report of the findings and suggestions was prepared. A survey of all the major hospitals in the City on these lines is proposed to be conducted.

**Hospital Survey.**

An experiment in connection with the losses in the meter and its other ancillary units like strainers and non-return valve showed that the losses in the non return valve are as high as the meter itself and as a result of this the losses in the entire meter assembly were very high. In view of the prevailing low pressures in the distribution system, it was necessary to save on the losses in the meter assemblies, it was therefore, suggested that a meter of the next larger size as compared the size of the connection be used. The steps were being taken to introduce the larger sized meter after removing certain administrative difficulties.

**Head losses in meter assemblies.**

Due to intense activities of the Maharashtra Housing Board and other co-operative Housing Societies, many works such as working out the sizes of the connections, planning the internal lay out of water mains, planning of the arrangement of supply, examining the adequacy of the mains proposed to be laid in the municipal roads were referred to this branch. These proposals were scrutinized, keeping in view of the future zoning of the areas concerned and the suggestions were made accordingly.

**Other Works.**

## XI—GENERAL

The total number of scheduled superior staff during the year was 246 under Division I (Budget 'A') and the Establishment cost thereof amounted to Rs. 10,11,719. Labour staff during the year numbered about 2,314. and its establishment cost was Rs. 38,49,125. The temporary staff both superior and inferior was 138 and 1,067. respectively with a total establishment cost of Rs. 19,52,322.

**Establishment.**

The organization Chart of this department is as per Appendix XXIII.

## XII—DISTRIBUTION DIVISION (SUBURBS AND EXTENDED SUBURBS)

### Distribution of water supply in the Suburbs & Extended Suburbs

The suburbs and the Extended Suburbs are supplied water by gravity through several tapping points on the trunk mains comming from the lakes. For distribution purposes, the areas are divided into two zones viz. the Western and the Eastern. The former drives supply from the tappings on the 2400 mm. (96") Vaitarna, 1450 mm. (57") East and West Tansa and 600 mm. (24") Tulsi mains between Powai and Bandra, and the latter through tappings on the 1800 mm. (72") West Tansa main, the duct line, the 1200 > 800 > 600 mm. (48" > 32" > 24") Vihar main and 1200 mm. (48") new and old Tansa mains.

The hours of supply of different localities in the Suburbs and extended Suburbs are shown in Appendix XVIII.

**Hours of supply.**

(a) **Tunnels.**—As an immediate measure of relief, work for driving a 3.96 Mt. (13 ft. diam.) tunnel from Mulund to Kandivli is taken in hand. This tunnel will be connected to Tansa main at Mulund and will be able to bring supply upto 45 megalitres by a short route from the North towards South which will assure better pressures. The work is expected to be completed by December 1967.

**Measures to improve distribution system.**

(b) **Veravali Outlet**—The 600 mm (24") arm along Western Express Highway is being extended upto Daftary Road junction Highway. It will be commissioned shortly. This will improve the supply of the badly affected areas of Pushpa Park and Quarry Road.

Statistics as regards quantity of water supplied to the area in the Suburbs and Extended Suburbs during the year is shown in Appendix IX and X.

**Quantity of water supply.**

The particulars of connections made during the year are given in Appendix XVI. The total number of new connections granted was 2198 in the Suburbs and 884 in the Extended Suburbs. The total number of connections at the end of the year was 26,665 in the Suburbs and 7804 in the Extended Suburbs.

**Water connections.**

Metered stand pipes were given for group of not less than 20 persons on receipt of their applications. During the year 482 such stand-pipes were given, of which 456 were in Suburbs and 26 in Extended Suburbs. The total number of metered stand-pipes is 1288. Out of these, 1183, are in Suburbs and 105 in Extended Suburbs vide Appendix XXII.

**Stand pipes.**

As the position of water supply had improved due to laying of more water mains in Extended Suburbs and consequent increase in the number of water connections given to the consumers, sanction of the Corporation was obtained to cut off the free stand pipes in the Extended Suburbs vide Corporation Resolution No. 1649 dated 11th February 1963. The action remained stayed in view of High Court injunction. However, the Corporation have now sanctioned continuation of these free stand pipes vide Resolution No. 1568 dated 16th January 1967.

The number of short supply complaints received for various reasons and attended to during the year from the areas in the Suburbs and Extended suburbs was 9206 and 2845 respectively as detailed in Appendix XIX.

**Short Supply complaints.**

91 Notices for suburbs and 172 for Extended Suburbs, under Section 271(2) and 274(1) of the Bombay Municipal Corporation Act, were issued and in 73 cases of Suburbs and 95 cases of Extended Suburbs.

The total number of fire calls attended in Suburbs and Extended Suburbs was 135 and the quantity of water used to put out fire was about 22.82 and 1.10 M. L. (5.02 and 0.24 MG.) respectively.

**Fire attendance.**

Notices Under different Section of the Bombay Municipal Corporation Act, 1408 and 183. notices were issued respectively in the Suburbs and Extended Suburbs for defective fittings, more chokes, service pipes, unauthorised works etc. The court action was taken 307 and 28 cases respectively. The amount of fine recovered was Rs. 792 and Rs. 1001 in the area of Suburbs and Extended Suburbs respectively.

**Notices & Court Cases.**

Disconnection orders issued in the Suburbs and Extended Suburbs numbered 343 and 471 respectively.

**Disconnection Orders.**

### XIII—MAINTENANCE DIVISION (SUBURBS AND EXTENDED SUBURBS)

Water mains of sizes varying (from 50 mm. (2") to 900 mm. (36") 540.55 Kms. ( 335.87 miles) and 250.71 Kms. ( 155.79 miles) in the Suburbs and Extended Suburbs, respectively were maintained. The total number of bursts on mains from 80 mm. (3") to 600 mm. (24") diameter were 5 in Suburbs and 24 in Extended Suburbs. The details of bursts on mains 600 mm. (24") and above in diameter were shown in Appendix XIV.

**Maintenance of Water mains.**

Fourteen new pumping stations were installed during the year and a total number of thirty one stations were maintained as detailed in Appendix XV. Vehar pumping station having a 1800 H. P. pumping capacity was worked for 6480 hours during the year.

**Maintenance of pumping sets.**

The work of testing small sized galvanised iron pipes and fittings was carried out at Water Works Ghatkopar Workshops. Revenue from the testing of pipes, fittings, etc. submitted by the private parties amounted to about Rs. 25,960.

**Testing of water fittings.**

With the exceptions of few free stand pipe, Municipal properties, benevolent and charitable Institutions water is supplied to all the properties in the Suburbs and Extended Suburbs through metered connections.

**General.**

There is a Meter Workshop at Ghatkopar, where meters are tested, cleaned, over-hauled and repaired. In all 4855 municipal meters were repaired and about 21350 municipal meters were maintained during the year.

**Repairs to Water Meters.**

Detailed of plant and machinery maintained during the year are as shown in Appendix X.

**Maintenance of plant and machinery.**

Total revenue collected during the year in Suburbs Water Works offices by way of meter hire in initial stages was Rs. 20,000 and that from the supply of water by meter measurement about Rs. 4,30,855. In addition to this, an amount of Rs. 10,03,318 was recovered as compounded charges. The figures for the Extended Suburbs for these items are Rs. 15,855 Rs. 11,02,792 and Rs. 1,80,879 respectively.

**Revenue from meter hire and from sale of water, etc.**

### XIV—CONSTRUCTION DIVISION (SUBURBS AND EXTENDED SUBURBS).

The Construction Division carried out the works of laying water mains, making cross connections, shifting of mains in the carriage ways, repairs to major bursts, making new connections above 50 mm. (2") construction of pump houses etc.

Details of water mains of sizes 80 mm. (3") and above laid during the year are given in Appendix XIV.

L. G. DHAYAGUDE,  
B. E. (Civil), M. I. E. (India),  
Hydraulic Engineer.



**APPENDIX I**  
*Statistics of the Lakes for 1966-67*

Serial No.	Particulars	Vaitarna	Tansa	Vchar	Tulsi	Powai
1	Distances from Bombay (Town Hall) in Kilo Metres (miles) by road.	119.09 (74)	106.21 (66)	28.96 (18)	35.40 (22)	27.35 (17)
2	Waterspread at full supply level in square kilometres (square miles).	8.55 (3.30)	19.11 (7.38)	7.28 (2.81)	1.35 (0.52)	2.10 (0.81)
3	Total catchment areas in square Kilometres (square miles) ...	450.66 (174.00)	135.98 (52.50)	18.96 (7.32)	6.76 (2.61)	6.68 (2.58)
4	Total rainfall in Millimetres (Inches) ...	1,686.00 (66.40)	2,066.10 (81.33)	2,094.36 (82.46)	2,459.92 (96.85)	1,871.47 (73.68)
5	Average rainfall of the preceding five years in Millimetres (Inches).	3,081.38 (121.31)	2,999.36 (118.08)	2,516.67 (99.08)	3,184.04 (125.37)	2,642.25 (104.03)
6	No. of rainy days, [rainfall of 2.5 mm. (0.10") and above]...	71	73	75	59	65
7	Fluctuation in rainfall as compared with preceding 5 years — in Millimetres (Inches).	1,395.38 (54.97)	-933.26 (36.74)	-422.31 (16.63)	424.40 (28.51)	-770.79 (30.34)
8	(a) Number of days in which rainfall was moderate [between 10 mm (0.39") and 30 mm (1.18")].	34	22	19	23	17
	(b) Number of days in which rainfall was heavy [between 70 mm. (2.76") to 80 mm. (3.15")].	3	1	3	3	...
	(c) Number of days in which rainfall was very heavy between 90 mm. (3.54") and above..	2	5	4	6	4
9	Maximum rainfall in millimetres (Inches) ...	135.50 (5.33)	155.00 (6.10)	235.71 (9.68)	324.10 (12.76)	339.34 (13.36)
10	Dates of maximum rainfall	7-9-1966	7-9-1966	4-9-1966	4-9-1966	19-7-1966
11	The lakes commenced to overflow when the rainfall amounted to mms. (inches).	965.60 (38.02)	1,561.30 (61.47)	Did not overflow. Do.	2,215.31 (87.22)	1,451.67 (57.15)
12	Dates on which the lakes started overflowing	29-7-1966	3-9-1966	Do.	4-9-1966	3-9-1966
13	Dates on which the lakes stopped overflowing	17-9-1966	8-9-1966	Do.	10-9-1966	15-9-1966
14	Number of days the lakes overflowed	51	6	...	7	13
15	Quantity of water that overflowed over the waste weir in Mega Litres (Million gallons) ...	4,03,559.06 (89,873)	23,840.87 (5,244.41)	...	2,437.00 (536.04)	1,095.00 (240.95)
16	Full supply levels of the lake above Town Hall Datum in Metres (Feet).	162.64 (535.00)	128.29 (422.00)	80.47 (264.70)	138.81 (456.60)	59.28 (195.00)
17	Total contents of the lake above the lowest outlet at full supply level in Mega Litres (Million Gallons) ...	1,80,293 (39,660)	1,84,838 (40,660)	41,823 (9,200)	10,428 (2,294)	5,455 (1,200)
18	Highest levels above Town Hall Datum during the year in Metres (Feet).	162.76 (535.40)	128.30 (422.05)	79.45 (261.35)	139.36 (458.40)	59.60 (195.80)
19	Dates on which the highest level was reached	7-9-1966	6-9-1966	24-9-1966	4-9-1966	4-9-1966
20	Levels of the lowest outlets in Metres (Feet) ...	126.73 (416.88)	114.30 (375.00)	71.07 (230.50)	129.92 (397.75)	58.20 (175.00)
21	Lowest levels above T.H.D. reached during the year in Metres (Feet).	133.59 (438.34)	119.02 (390.51)	73.58 (241.43)	132.14 (433.59)	55.22 (181.22)
22	Dates on which the lowest levels were reached	18-6-1966	14-7-1966	13-7-1966	13-7-1966	13-7-1966
23	Contents of the lakes above the lowest outlets at the lowest level reached in Mega Litres (Million Gallons).	17,235.00 (3,791.20)	41,433.00 (9,114.30)	9,820.00 (2,160.11)	3,124.00 (684.91)	706.00 (155.36)
24	Lake levels above T. H. D. in Metres (Feet) on 1st October 1966.	(162.44) (532.97)	(128.45) (421.45)	(79.60) (261.18)	(133.86) (455.61)	59.37 (194.86)
25	Contents of the lakes above the lowest outlet in Mega Litres (Million Gallons) on 1st October 1966.	2,24,765.00 (49,442.99)	1,81,665.00 (39,961.82)	35,988.00 (7,916.40)	10,021.00 (2,204.29)	5,387.00 (1,185.04)
26	Quantity of water required to fill up the lakes, to full supply level from the lowest level reached in Mega Litres (Million Gallons).	1,63,058.00 (35,868.80)	1,43,405.00 (31,545.70)	32,003.00 (7,039.89)	7,315.00 (1,609.09)	4,749.00 (1,044.64)
27	Percentage run off into the lakes from the catchment as per rainfall registered at the lakes.	87.00	49.83	67.00	67.10	...
28	Quantity of water brought into the City and Suburbs including Extended Suburbs during the year in Mega Litres (Million Gallons).	...	2,88,243.49 (63,406.50)	15,501.26 (3,409.90)	4,724.62 (1,054.70)	...
29	Average quantity of water brought into the City and Suburbs including Extended Suburbs per day in Mega Litres (Million gallons).	...	789.62 (173.70)	42.45 (9.34)	13.09 (2.88)	...
30	Total loss of water due to evaporation leakage and absorption in Mega Litres (Million gallons) during the dry-period of 7 months.	...	41,437.00 (9,155.13)	6,957.58 (1,530.00)	2,406.17 (529.30)	...
31	Average loss of water per day due to evaporation and other losses during the dry months in Mega Litres (Million Gallons)	...	114.00 (25.08)	32.77 (7.21)	11.31 (2.49)	...
32	Total loss of water due to evaporation only in Mega Litres (Million gallons) for 7 dry months of the year	5,671.98 (1,232.13)	12,905.37 (2,839.77)	3,912.10 (862.16)	782.56 (172.16)	...
33	Average loss of water per day due to evaporation only in mega Litres (Million Gallons) for the 7 dry months of the year	26.42 (5.35)	60.87 (13.39)	18.48 (4.06)	3.69 (0.81)	...

## APPENDIX—II

Statement showing Evaporation Losses of different lakes during the year 1966-67

Month	Evaporation in Metres				Evaporation in Mega-Litres			
	Vaitarna	Tansa	Vehar	Tulsi	Vaitarna	Tansa	Vehar	Tulsi
April 1966 ...	0.204 (0.668 ft.)	0.149 (0.489 ft.)	0.163 (0.535 ft.)	0.136 (0.447 ft.)	822.48 (180.93 M.G.)	2095.86 (461.04 M.G.)	714.02 (157.07 M.G.)	123.83 (27.24 M.G.)
May 1966 ...	0.229 (0.753 ft.)	0.164 (0.539 ft.)	0.191 (0.627 ft.)	0.168 (0.551 ft.)	696.56 (153.23 M.G.)	2150.50 (473.06 M.G.)	764.32 (168.14 M.G.)	140.64 (30.94 M.G.)
June 1966 ...	Not recorded				Not recorded.			
July 1966 ...								
August 1966 ...								
September 1966 ...								
October 1966 ...	Not recorded				Not recorded.			
November 1966 ...								
December 1966 ...								
January 1967 ...								
February 1967 ...	0.115 (0.376 ft.)	0.105 (0.343 ft.)	0.103 (0.338 ft.)	0.086 (0.282 ft.)	745.43 (163.98 M.G.)	1,550.84 (341.15 M.G.)	458.19 (100.79 M.G.)	88.59 (19.49 M.G.)
March 1967 ...	0.134 (0.438 ft.)	0.118 (0.366 ft.)	0.127 (0.418 ft.)	0.106 (0.349 ft.)	788.50 (173.45 M.G.)	1,650.77 (363.13 M.G.)	539.29 (118.63 M.G.)	103.64 (22.80 M.G.)
	1.012 (3.318 ft.)	0.862 (2.827 ft.)	8.52 (2.897 ft.)	0.779 (2.560 ft.)	5601.98 (1232.13 M.G.)	12905.37 (2839.77 M.G.)	3919.50 (862.16 M.G.)	782.56 (172.16 M.G.)

Grand Total—23,208.01 Mega Litres (5106.22 Million Gallons) in dry season for all Lakes.

109.00 Mega Litres (24.08 Million Gallons) per day for all Lakes.












26.42 Mega Litres (5.85 Million Gallons) per day for Vaitarna.

60.87 Mega Litres (13.39 Million Gallons) per day for Tansa.

18.48 Mega Litres (4.06 Million Gallons) per day for Vehar.

3.69 Mega Litres (0.81 Million Gallons) per day for Tulsi.

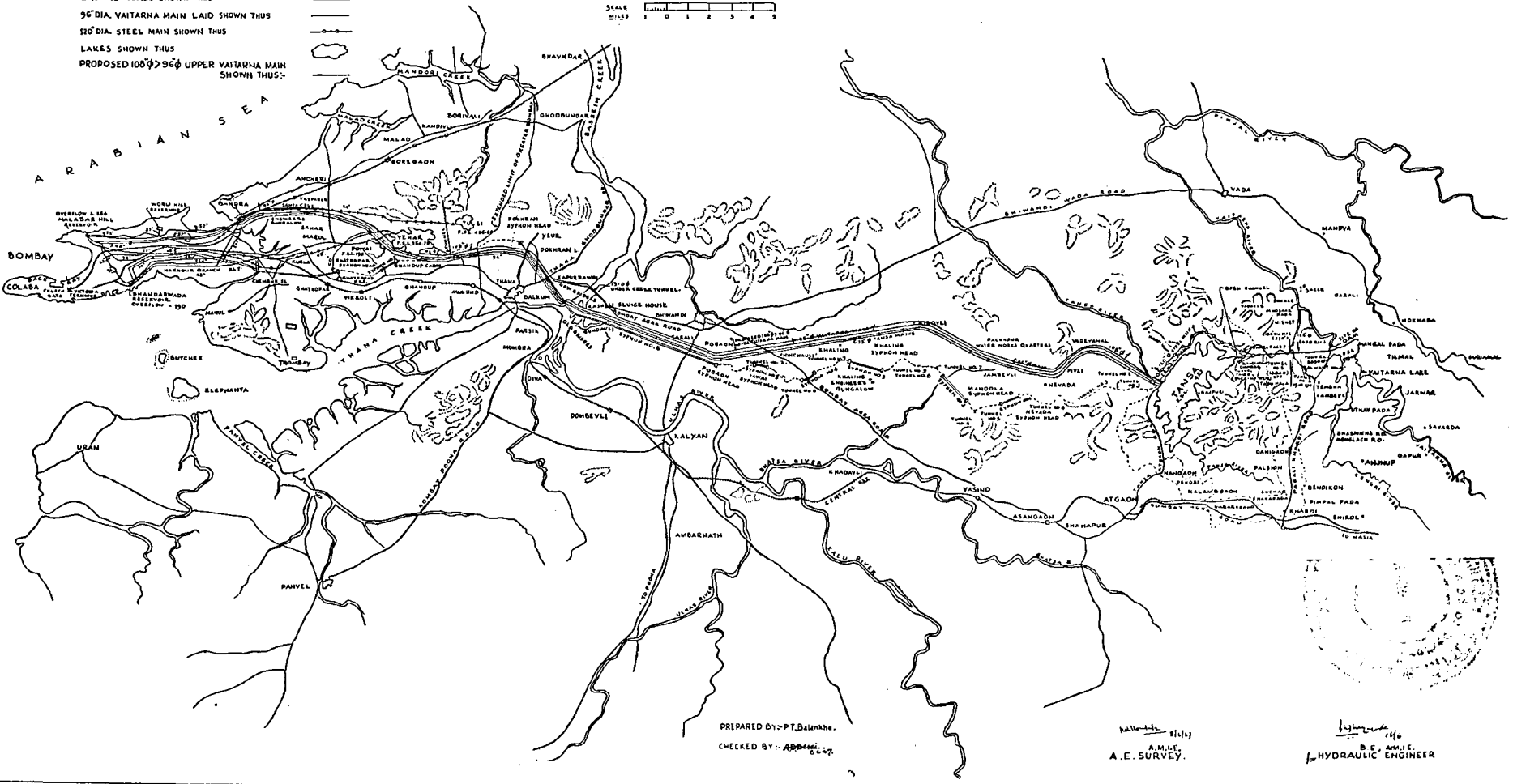

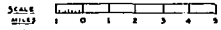
NOTES

- 2-72" DIA. TANSAL MAINS SHOWN THUS 
- MASONRY DUCT & SYPHON LINE SHOWN THUS 
- 48" DIA. VEHAR MAIN SHOWN THUS 
- 24" DIA. TULSI MAIN SHOWN THUS 
- HORSE SHOE SECTION (83 SQ. FEET) TUNNEL SHOWN THUS 
- TANSAL BELHALA ROAD SHOWN THUS 
- EXISTING ROADS SHOWN THUS 
- 36" DIA. VAIARNIA MAIN LAID SHOWN THUS 
- 18" DIA. STEEL MAIN SHOWN THUS 
- LAKES SHOWN THUS 
- PROPOSED 108" & 96" UPPER VAIARNIA MAIN SHOWN THUS 

# WATER SUPPLY WORKS OF THE BOMBAY MUNICIPAL CORPORATION

APPENDIX III

DRG. NR. HE/3041  
8-6-1967

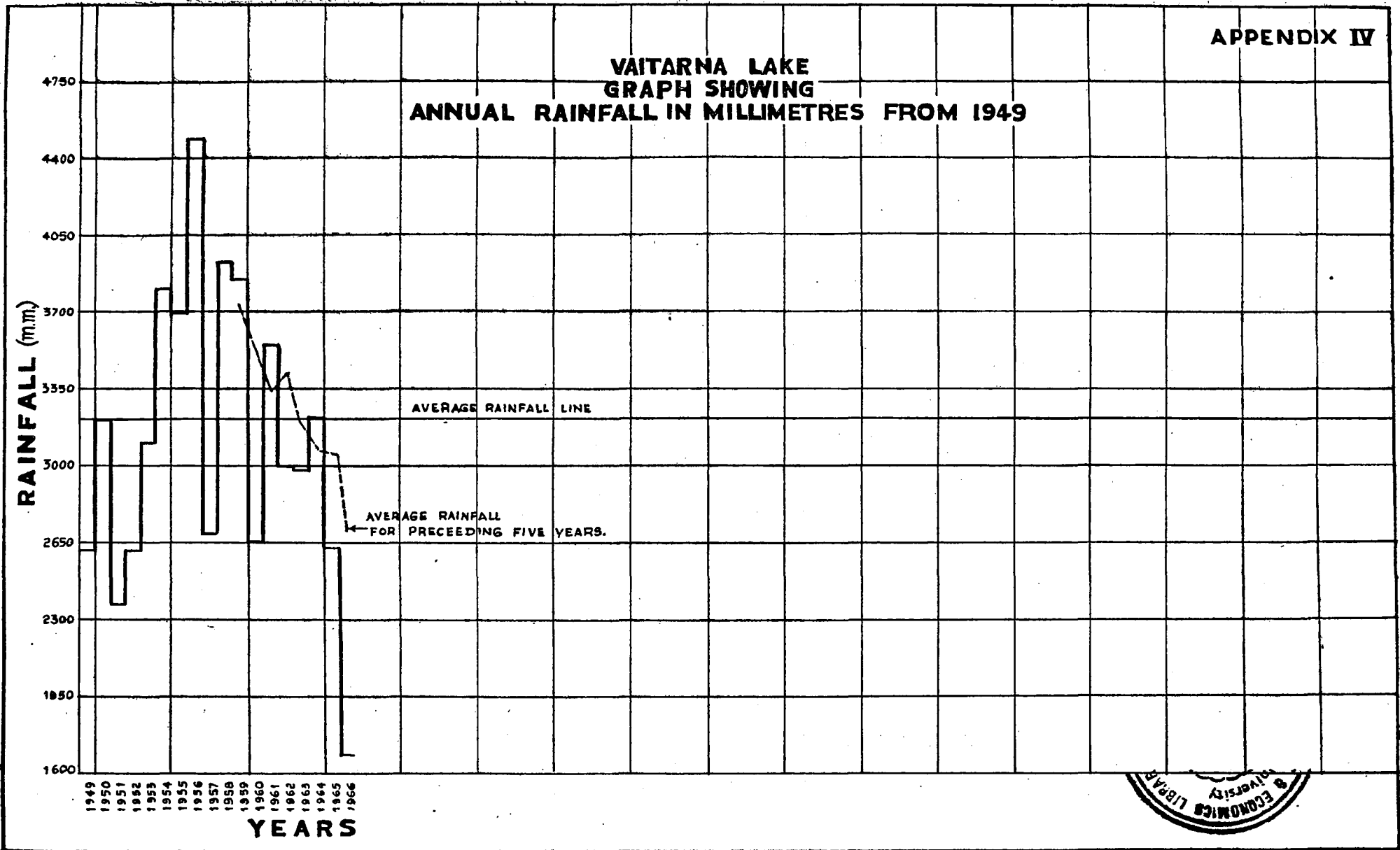


PREPARED BY: P.T. Datta  
CHECKED BY: A.B. Datta

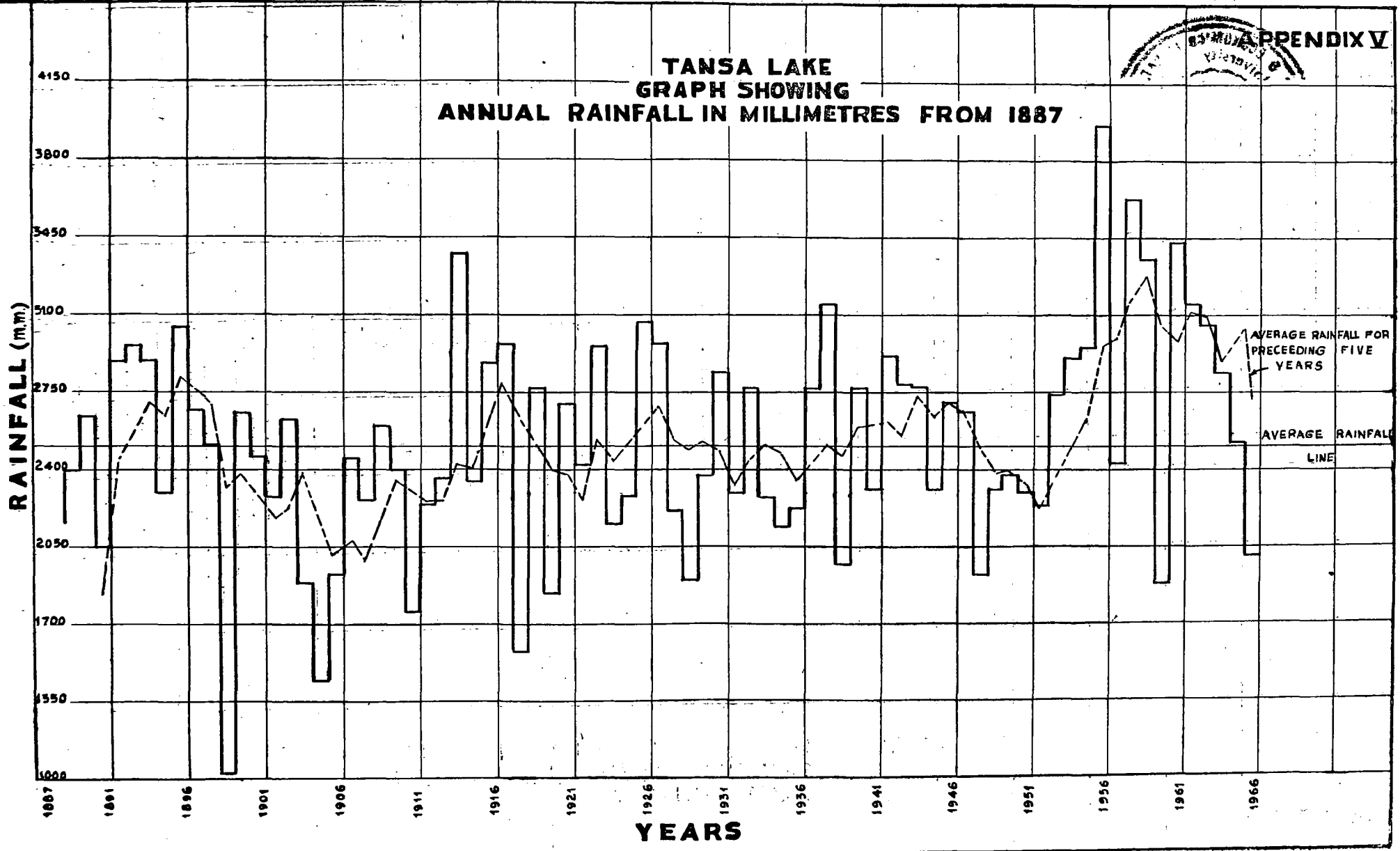
A.M.L.E.  
A.E. SURVEY.

B.E. AM.J.E.  
HYDRAULIC ENGINEER

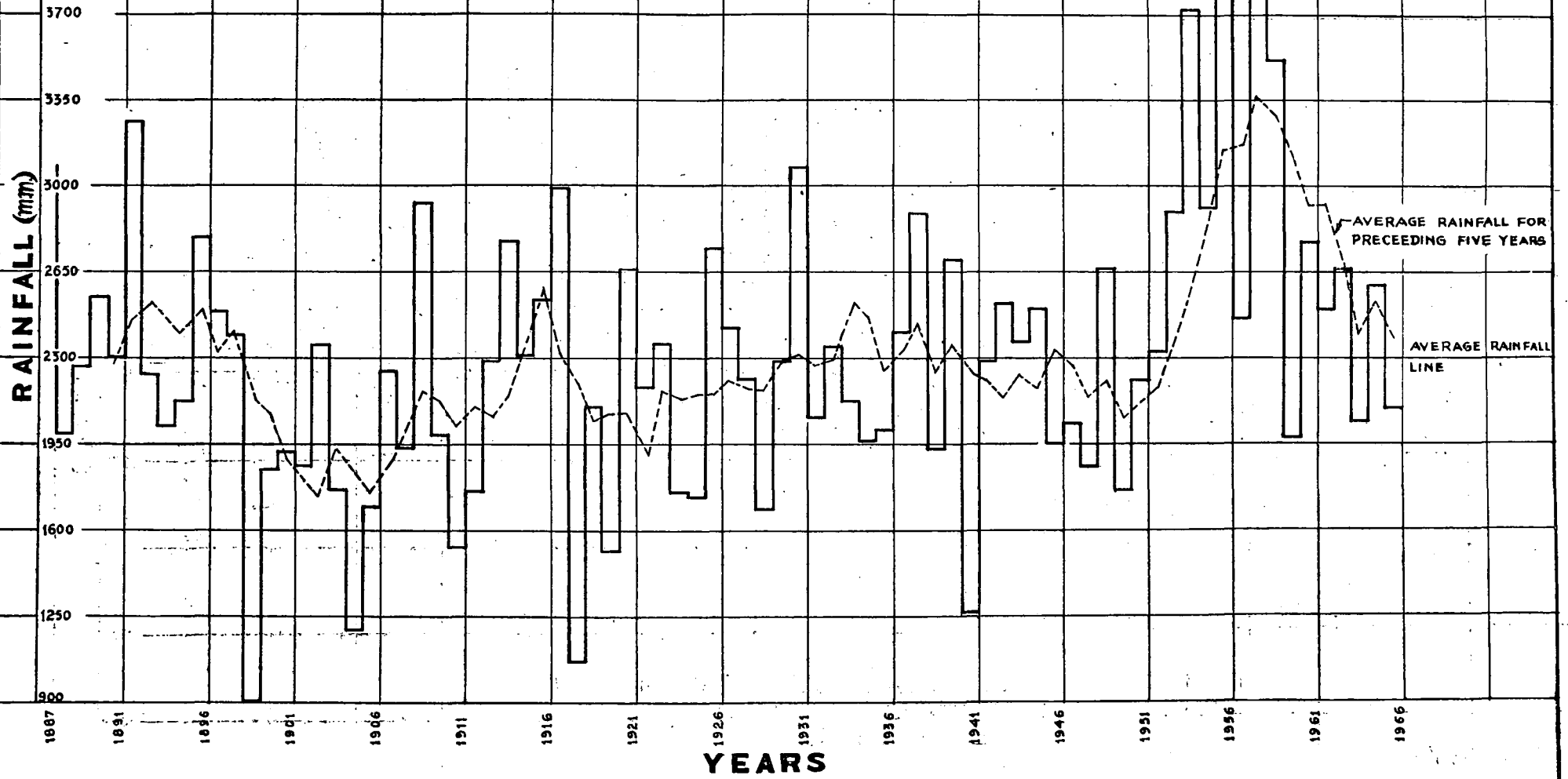
VAITARNA LAKE  
GRAPH SHOWING  
ANNUAL RAINFALL IN MILLIMETRES FROM 1949



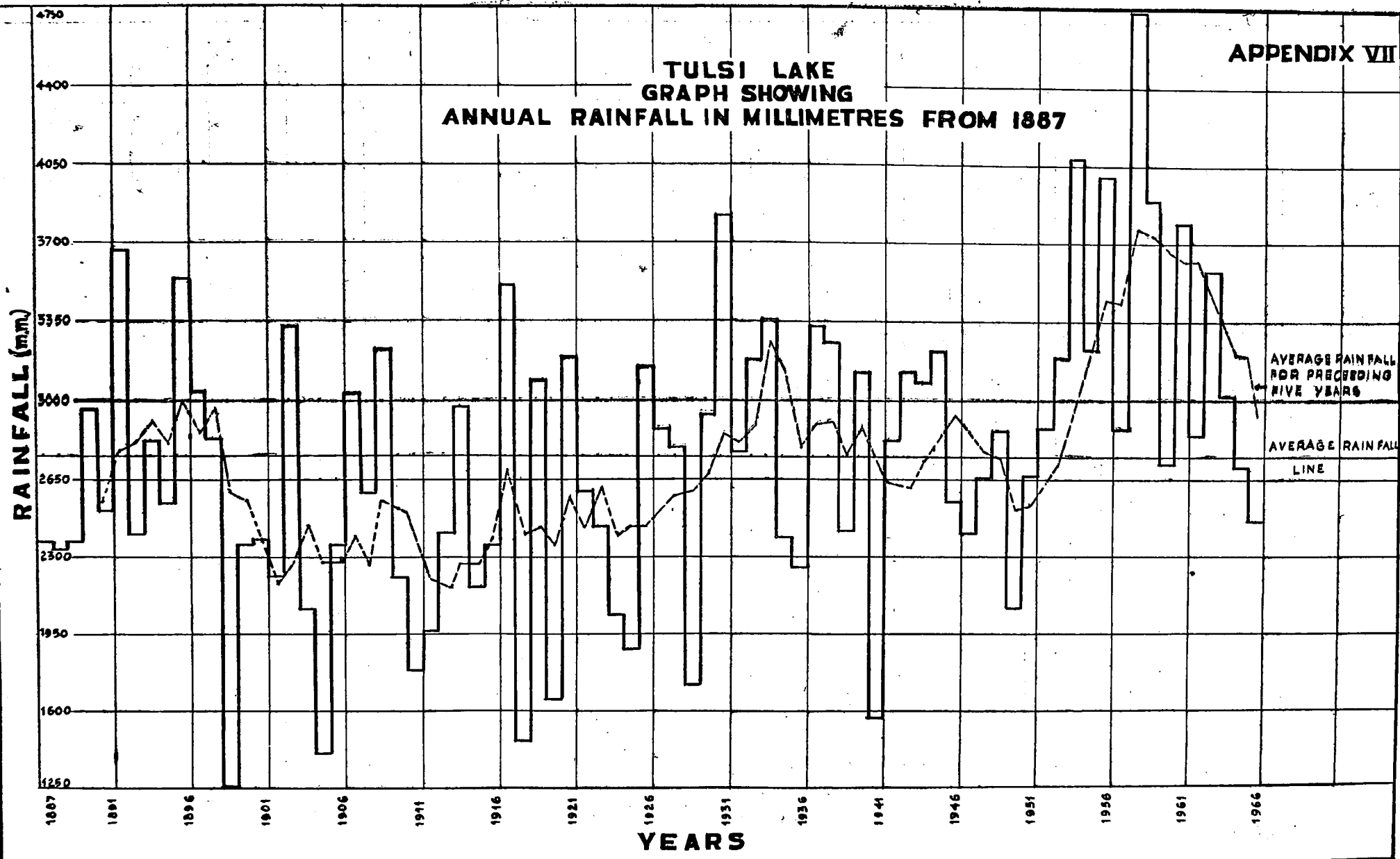
### TANSA LAKE GRAPH SHOWING ANNUAL RAINFALL IN MILLIMETRES FROM 1887



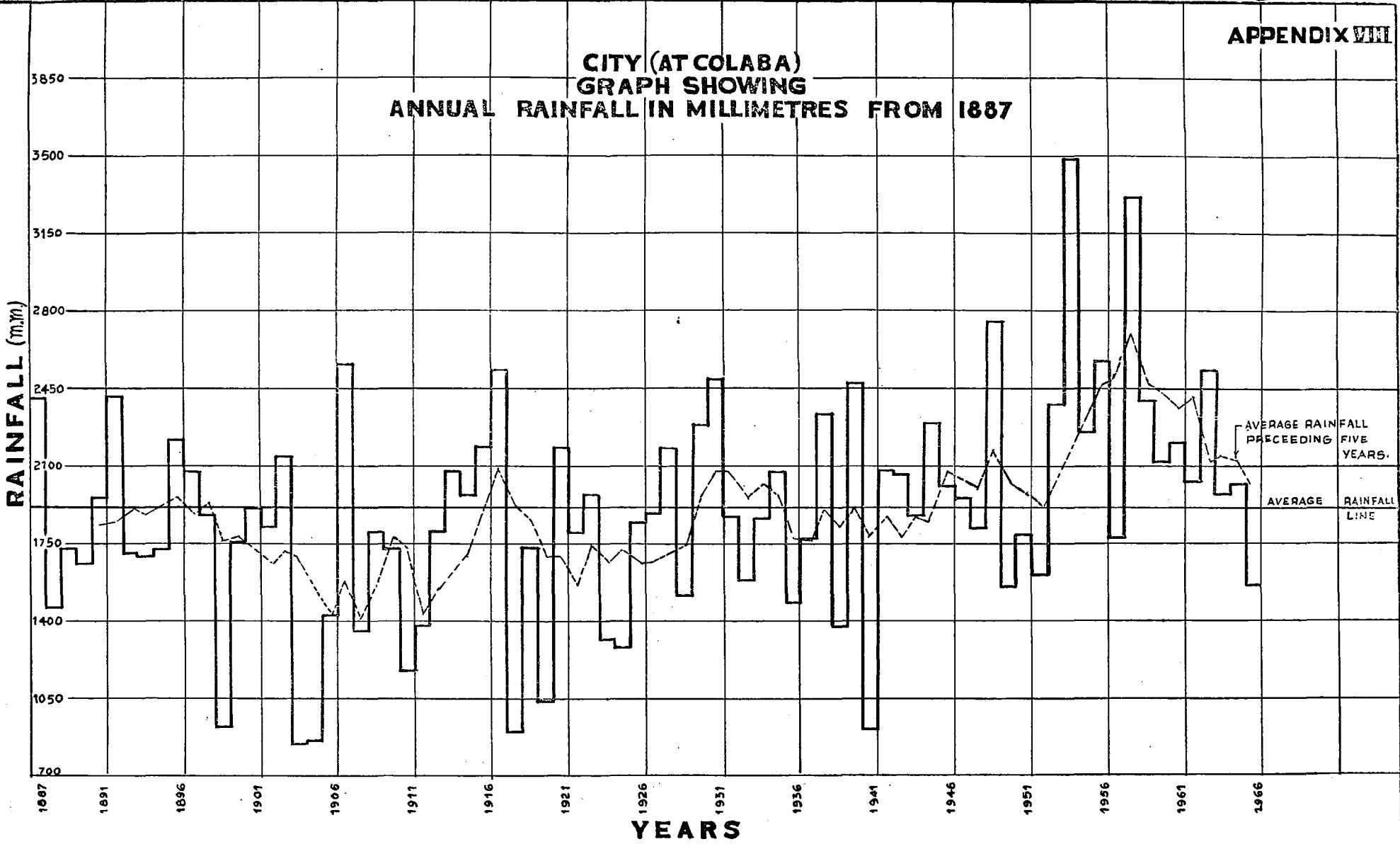
VEHAR LAKE  
GRAPH SHOWING  
ANNUAL RAINFALL IN MILLIMETRES FROM 1887



**TULSI LAKE  
GRAPH SHOWING  
ANNUAL RAINFALL IN MILLIMETRES FROM 1887**



CITY (AT COLABA)  
GRAPH SHOWING  
ANNUAL RAINFALL IN MILLIMETRES FROM 1887





**APPENDIX IX**  
*Supply Statistics (1966-67)*

(1) Quantity of water supplied to the Greater Bombay during the year in Mega Litres	3,35,033.55 (73,699.19 M.G.)
(2) Quantity of water supplied to the City proper during the year in Mega Litres	2,27,649.30 (50,077.28 M.G.)
(3) Quantity of water supplied to the Greater Bombay during the previous year in Mega Litres...	3,56,324.94 (78,382.77 M.G.)
(4) Decrease over the previous year's supply in Greater Bombay in Mega Litres	21,291.39 (4,683.58 M.G.)
(5) Quantity of water supplied to the Thana Municipality, Nowpada and opri Colony in Mega Litres, not included in Item No. (1) above	5,232.00 (1,150.30 M.G.)
(6) Total quantity of water supplied to all concerns outside the limits of Greater Bombay, in Mega Litres including Item No. (5) above	11,789.00 (2,593.26 M.G.)
(7) Average daily supply during the year to City proper in Mega Litres...	623.66 (137.19 M.G.)
(8) Average daily supply during the year to Western Suburbs in Mega Litres	126.83 (27.90 M.G.)
(9) Average daily supply during the year to Eastern Suburbs in Mega Litres	118.24 (26.01 M.G.)
(10) Average daily supply during the year to Extended Suburbs West in Mega Litres	42.68 (9.39 M.G.)
(11) Average daily supply during the year to Extended Suburbs East in Mega Litres	6.46 (1.42 M.G.)
(12) Average daily supply during the year in Greater Bombay in Mega Litres	917.87 (201.91 M.G.)
(13) Decrease over previous year's average daily supply to Greater Bombay in Mega Litres	58.36 (12.84 M.G.)
(14) Estimated mid year (1966-67) population of City as given by Director of Public Health, Government of Maharashtra	30,53,000
(15) Do. Suburbs Do.	13,70,000
(16) Do. Extended Suburbs Do.	4,80,000
(17) Do. Greater Bombay Do.	49,03,000
(18) The maximum supply per day during the year on 14th April 1966 in Mega Litres	923.28 (203.10 M.G.)
(19) The minimum supply per day during the year on 13th July 1966 in Mega Litres	715.52 (157.40 M.G.)
(20) Total quantity of water conveyed by the two 72" dia and one 96" dia mains during the year in Mega Litres including 11,789.00 M.L. (2,593.26 M.G.) tapped outside Greater Bombay and 26,494.25 M.L. (5,828.55 M.G.) tapped upstream of Powai Venturi at Mulund	1,59,015.77 (34,979.55 M.G.)
(21) Average quantity of water conveyed daily by the two 72" and one 96" dia. mains in Mega Litres	Nil
(22) Total quantity of water transferred from Duct to Vehar in Mega Litres	4,792.00 (1,054.11 M.G.)
(23) Total quantity of water transferred from Vajarna to Tansa in Mega Litres	65,529.00 (14,414.36 M.G.)
(23A) Total quantity of water transferred from 96" main to Vehar in Mega Litres	123.00 (27.05 M.G.)
(24) Total quantity of water conveyed by the Duct during the year in Mega Litres	7,060.32 (1,553.10 M.G.)
(25) Average quantity of water conveyed daily by the Duct in Mega Litres	13.34 (4.25 M.G.)
(26) Total quantity of water conveyed by the 48" dia. Vehar main during the year in Mega Litres	15,501.26 (3,409.90 M.G.)
(27) Average quantity of water conveyed by 48" Vehar main in Mega Litres	42.46 (9.34 M.G.)
(28) Total quantity of water conveyed by 24" Tulsii main during the year in Mega Litres	4,794.62 (1,054.70 M.G.)
(29) Average quantity of water conveyed daily by 24" Tulsii main during the year in Mega Litres	13.13 (2.88 M.G.)
(30) Quantity of water supplied for domestic purposes during the year to City in Mega Litres	1,42,532.85 (31,353.72 M.G.)
(31) Quantity of water supplied for domestic purposes during the year to the Suburbs in Mega Litres	50,073.34 (11,014.91 M.G.)
(32) Quantity of water supplied for domestic purposes during the year to the Extended Suburbs in Mega Litres	13,507.34 (2,971.29 M.G.)
(33) Quantity of water supplied for domestic purposes during the year to Greater Bombay in Mega Litres	2,06,113.53 (45,339.92 M.G.)
(34) Average quantity of water supplied for domestic purposes per head per day to the City in Litres	127.97 (28.15 gallons.)
(35) Average quantity of water supplied for domestic purposes per head per day to Suburbs in Litres	100.01 (22.00 gallons.)
(36) Average quantity of water supplied for domestic purposes per head per day to the Extended Suburbs in Litres...	77.19 (16.98 gallons.)
(37) Average quantity of water supplied for domestic purposes per head per day to Greater Bombay in Litres	115.19 (25.34 gallons.)
(38) Average daily supply for all purposes per head per day to the City in Litres	204.28 (44.93 gallons.)
(39) Average daily supply for all purposes per head per day to the Suburbs in Litres	178.88 (39.35 gallons.)
(40) Average daily supply for all purposes per head per day to the Extended Suburbs in Litres	102.37 (22.52 gallons.)
(41) Average daily supply for all purposes per head per day to Greater Bombay in Litres	187.20 (44.18 gallons.)
(42) Percentage of water supplied for domestic purposes to total supply in Greater Bombay	61.52
(43) Percentage of water supplied for other purposes to total supply in Greater Bombay	23.48

## APPENDIX X

Statement showing the quantity of Municipal water used for different purposes during the year 1966-67, for City, Suburbs and Extended Suburbs

Serial No.	Particulars	CITY			SUBURBS			EXTENDED SUBURBS			Remarks
		Quantity in Mega. Litres	Quantity in Million gallons	Percentage	Quantity in Mega. Litres	Quantity in Million gallons	Percentage	Quantity in Mega. Litres	Quantity in Million gallons	Percentage	
1	Milch Cattle Stables ...	15.18	3.34	0.01	1,393.92	306.63	1.62	331.08	72.83	1.54	
2	Other Stables ...	24.86	5.47	0.01	...	...	...	...	...	...	
3	Textile Mills ...	19,514.38	4,292.69	8.59	1,479.89	325.54	1.72	1.73	0.38	0.01	
4	Dyeing, Printing Bleaching Mills ...	1,608.68	352.99	0.71	420.59	92.52	0.49	117.74	25.90	0.55	
5	Gymkhanas, Play Grounds, etc. ...	145.91	32.10	0.06	13.04	2.87	0.02	14.49	3.19	0.07	
6	Race Course ...	180.00	39.77	0.08	...	...	...	...	...	...	
7	Industries ...	6,603.50	1,452.61	2.90	8,463.74	1,861.74	9.87	1,678.60	369.25	7.78	
8	Laundries and Dhobighats	743.21	163.49	0.33	312.98	68.85	0.36	6.18	1.36	0.03	
9	Lodging and Boarding Houses ...	608.60	133.88	0.27	126.92	27.92	0.15	18.41	4.05	0.09	
10	Hotels ...	1,015.60	223.41	0.45	27.54	6.06	0.03	...	...	...	
11	Restaurants ...	1,928.06	424.13	0.85	887.52	195.23	1.03	166.05	36.53	0.77	
12	Floor Mills ...	74.54	16.55	0.03	0.68	0.15	0.00	...	...	...	
13	Private Hospitals ...	349.94	76.98	0.15	90.41	19.89	0.11	20.36	4.48	0.09	
14	Railways ...	5,169.93	1,137.26	2.27	2,975.77	654.60	3.47	372.08	81.85	1.72	
15	Bombay Port Trust ...	9,115.28	2,005.14	4.00	237.39	52.22	0.28	...	...	...	
16	Private Markets ...	67.18	14.78	0.03	20.90	4.60	0.02	1.35	0.29	0.01	
17	Bakeries ...	81.01	17.82	0.04	67.95	14.95	0.08	6.64	1.46	0.03	
18A	B. E. S. & T. Undertaking properties ...	562.79	123.80	0.25	76.09	16.74	0.09	82.10	18.06	0.38	
18B	B. S. E. S. properties ...	...	...	...	16.31	3.59	0.02	10.27	2.26	0.05	
19	Municipal Dhobighat ...	495.80	109.07	0.22	...	...	...	...	...	...	
20	Cultivating lands ...	4.04	0.89	0.00	6.36	1.40	0.01	...	...	...	
21	Construction Works (Metered) ...	1,090.25	239.83	0.48	1,091.83	240.18	1.27	426.50	93.82	1.98	
22	Construction Works (Unmetered Estimated) ...	1,428.66	314.31	0.63	...	...	...	...	...	...	
23	Aarey Colony ...	...	...	...	...	...	...	1,568.89	345.12	7.24	
24	Fertiliser Corporation ...	...	...	...	2,983.09	656.21	3.48	...	...	...	
25	Refineries ...	...	...	...	1,882.97	414.21	2.19	...	...	...	
Total supply for Industrial and Trade purposes ...		50,825.18	11,180.31	22.36	22,575.69	4,966.10	26.31	4,822.47	1,060.83	22.34	
26	Fire purposes ...	5.35	1.18	0.00	2.27	0.50	0.00	1.09	0.24	0.01	
27	Municipal Construction Works ...	132.10	29.06	0.06	239.2	52.64	0.28	7.35	1.62	0.03	
28	Road watering cleaning and cleansing and flushing gullies	Nil	Nil	...	Nil	Nil	...	...	Nil	...	
28A	Municipal Markets ...	6.40	1.41	0.00	48.36	10.64	0.06	...	...	...	
Total Supply for Non-domestic purposes ...		50,969.03	11,211.96	22.42	22,865.63	5,029.88	26.65	4,830.91	1,062.69	22.38	
29	Domestic supply to City Suburbs, and Extended Suburbs										
	(a) Metered including residential ...	38,359.34	8,438.12	16.83	48,804.24	10,735.74	56.87	13,280.24	2,921.33	61.57	
	(b) Unmetered ...	1,04,173.51	22,915.60	45.75	1,269.10	279.17	1.48	227.11	49.96	1.05	
30	Assumed unaccounted losses such as leakage, bursts, de-watering of mains during construction and repairs works, unauthorised use of fire hydrants, ...	34,147.42	7,511.60	15.00	12,870.78	2,831.26	15.00	3,236.17	711.88	15.00	* Per capita Consumption for domestic purposes for City, Suburbs and Extended Suburbs is 127.97 litres (28.15 gallons), 100.01 litres (22.00 gallons) & 77.19 litres (16.98 gallons) respectively.
Grand total ...		2,27,649.30	50,077.28	1.00.00	85,809.82	18,876.09	1.00.00	21,574.43	4,745.86	1.00.00	

Note 1 --The total quantity of water supplied to the City, Suburbs and Extended Suburbs, i.e. Greater Bombay was 3,35,033.55 Mega litres (73,699.19 M. G.).

\* The per capita consumption is based on the estimated mid year (1966-67) population as given by the Director of Public Health, Government of Maharashtra, (Vide Items 14 to 17 of Appendix IV).

## APPENDIX XI

*Details of the Hydraulic Gates in the Head Works Division*

Place.	Where fitted.	Nos.	Type.	Size.	Maximum head of operation.
Vaitarna	... Spillway	... 4	Tainter gates (electrically operated).	40'×26'	26.5 feet.
"	... Do.	... 4	Tainter Gates (Buoyancy operated).	"	25.40 feet.
"	Under Sluices	... 2	Stoney gates (Main).	15'-6"×6'-6"	167.0 feet.
"	Do.	1	Circulating rollers type.	19'-6"×6'-6"	Balanced load operation.
"	Intake Tower	... 1	Stoney gate. (Main).	13'-0"×6'-6"	128.5 feet.
"	Do.	... 1	Circulating roller type (emergency).	16'-6"×6'-5½"	Do.
Belnalla	... Bifurcation Chamber.	2	Do.	13'-1½"×7'-6"	Do.
Tansa	Automatic Shutters (with concrete counterweights) spillway.	38	Automatic shutters ...	50'×4'	4 feet.

## APPENDIX XII

*Statistics of trunk mains embankments, culverts and bridges, etc.*

	Head Works—Division.		Outside City Division Kilometres (Miles).	Total Kilometres (Miles).
	Vaitarna. Kilometres (Miles).	Tansa. Kilometres. (Miles)		
(1) Length of steel mains	... 0.20 (0.19)	48.28 (36.50)	223.70 (139.00)	282.45 (175.66)
(2) Length of C. I. Mains	... ..	... ..	77.65 (48.25)	77.65 (48.25)
(3) Length of Masonry duct	... ..	12.06 (7.50)	25.34 (15.75)	37.40 (23.25)
(4) Length of Tunnels	... 6.22 (3.88)	3.04 (1.89)	3.15 (1.97)	12.41 (7.74)
(5) Length of embankments	... ..	16.09 (10.00)	113.86 (70.75)	129.95 (80.75)
(6) Length of Trolley Tracks	... ..	16.09 (10.00)	115.06 (71.50)	131.15 (81.50)
(7) Bridges and Culverts	... 2 Nos.	54 Nos.	309 Nos.	365 Nos.

## APPENDIX XIII.

Serial No.	Particulars	Works Division	Outside City Division	Maintenance Branch City	Head Works	A. E. M. (Subs.)	A. E. C. Zone II & III	Total
1	Petrol driven motor trollies	...	14 Nos	...	...	...	...	14 Nos.
2	Diesel Rail Locomotives	...	2 Nos.	...	...	...	...	12 "
3	Diesel Truck	...	1 No.	...	1 No.	...	...	2 "
4	Jeep Car	...	1 No.	...	1 No.	...	...	2 "
5	Portable arc welding sets	6 Nos.	6 Nos.	1 No.	...	...	3 No.	16 "
6	Portable welding transformers	1 No.	1 No.	1 No.	1 No.	...	2 No.	6 "
7	Portable compressor units	...	1 No.	4 Nos.	...	...	...	5 "
8	Garage air compressor	2 Nos.	1 No.	2 Nos.	1 No.	2 No.	...	8 "
9	Portable 6" Pumping Unit	...	1 No.	...	...	2 No.	...	3 "
10	Portable 2" Pumping Unit	...	5 Nos.	...	...	3 No.	...	8 "
11	Portable 3" Pumping Unit	...	1 No.	...	...	3 No.	...	4 "
12	Portable 4" Pumping Units	...	2 Nos.	...	...	7 No.	...	9 "
13	Pumping Units Diesel for Vehar (20 H. P.)	...	2 Nos.	...	...	...	1 No.	3 "
14	Portable Generating Sets 1.5 K. W. (Petrol)	...	1 No.	3 Nos.	...	1 No.	...	5 "
15	Portable generating sets 3 K W. (Diesel)	...	3 Nos.	...	...	...	...	3 "
16	Diesel generating set 110 V.D.C. for Vehar	...	1 No.	...	...	...	...	1 "
17	Portable concrete mixer	...	3 Nos.	1 No.	...	...	...	4 "
18	Outboard petrol engine for boats	...	5 Nos.	...	2 No.	...	...	7 "
19	Inboard Petrol engine for boats	...	1 No.	...	...	...	...	1 "
20	Boats for Vehar, Powai and Tulsi	...	3 Nos.	...	...	...	...	3 "
21	Diesel driven pumping unit 10 H. P.	...	1 No.	...	...	...	...	1 "
22	Sump pumps portable (Pneumatic)	8 Nos.	2 Nos.	14 Nos.	...	1 No.	13 No.	28 "
23	Lathe machines	...	3 Nos.	3 Nos.	...	...	...	6 "
24	Battery chargers	...	2 Nos.	1 No.	...	...	...	3 "
25	Hydraulic Trolley jack 10 Ton capacity	...	1 No.	...	...	...	...	1 "
26	Hydraulic Trolley jack 5 ton capacity	...	1 No.	...	...	...	...	1 "
27	Venturi meters A.M. type	...	11 Nos.	...	...	...	...	11 "
28	Portable Crane foregarage	...	1 No.	...	...	...	...	1 "
29	Radil drilling machine	...	1 No.	1 No.	...	...	...	2 "
30	Shaping machine	...	1 No.	1 No.	...	...	...	2 "
31	Electric Blwear unit for Smithy Shop	...	1 No.	1 No.	...	...	...	2 "
32	Hack Saw machine	...	1 No.	1 No.	...	...	...	2 "
33	Petestal drilling machine	...	1 No.	...	...	...	...	1 "
34	Grinding machine (Bench type)	...	2 Nos.	...	...	...	...	2 "
35	Flexible grinding machine (Portable)	...	1 No.	...	...	...	...	1 "
36	Booster pumps electric	...	...	33 Nos.	...	...	...	32 "
37	Booster pumps diesel	...	...	3 Nos.	...	...	...	3 "
38	Hydraulic testing machine	...	...	3 No.	...	...	...	3 "
39	Portable chlorination plant	...	...	5 Nos.	1 No.	2 No.	1 No.	9 "
40	Pipe cutting machine	...	...	9 Nos.	...	...	...	9 "
41	Permanent chorination plants	...	...	5 Nos.	...	...	...	5 "
42	Carpentry lathe	...	...	1 No.	...	...	...	1 "
43	Multi-purpose carpentry machine	...	...	1 No.	...	...	...	1 "
44	Mechanical Hammer	3 Nos.	...	1 No.	...	...	...	4 "
45	Threading machine	...	...	2 Nos.	...	...	...	2 "
46	Gas cutting machine	...	...	1 No.	...	...	...	1 "
47	Flow Recorder	...	...	1 No.	...	...	...	1 "
48	Tool grinder	1 No.	...	1 No.	...	...	...	2 "
49	Portable test petome ter recorder	...	...	1 No.	...	...	...	1 "
50	Hand punching shear machine	...	...	1 No.	...	...	...	1 "
51	Pipe bending machine	1 No.	...	1 No.	...	...	...	2 "
52	Scrapping machine	...	...	1 No.	...	1 No.	1 No.	3 "
53	Power Hammer	...	...	2 Nos.	...	...	...	2 "
54	Pile driver	2 Nos.	...	...	...	...	...	2 "
55	Pneumatic drill	1 No.	...	...	...	...	...	1 "
56	Mobile crane	1 No.	...	...	...	...	...	1 "
57	Timber pile driver	1 No.	...	...	...	...	...	1 "
58	Bar bending machine	1 No.	...	...	...	...	...	1 "
59	Concrete vibrator	1 No.	...	...	...	...	...	1 "
60	Cement gun	2 Nos.	...	...	...	...	...	2 "
61	Tunnel Inspection vehicle	...	...	...	1 No.	...	...	1 "
62	G. M. C. Road (Diesel) Roller	...	...	...	1 No.	...	...	1 "
63	Control Tower (Remote control of Dam)	...	...	...	1 No.	...	...	1 "
64	Portable Diesel welding plant	...	...	...	...	3 Nos.	...	3 "
65	Paving breakers	...	...	...	...	7 Nos.	...	7 "

## APPENDIX XIV.

Statement showing the details of bursts of mains on 600 mm. (24") and above in City, Suburbs and Extended Suburbs.

Serial No.	Site	Size of the main	Date
1	Ram Mohan Roy Marg ... ..	600 mm. (24")	23-6-1966
2	Ram Mohan Roy Marg Opp : Charni Road, Station ... ..	600 mm. (24")	28-6-1966
3	Pandita Ramabai Road ... ..	600 mm. (24")	17-10-1966
4	Sion Road ... ..	600 mm. (24")	3-10-1966
5	Sane Guruji Marg ... ..	1200 mm. (48")	10-9-1966
6	Below Chambur Bridge ... ..	800 mm. (32")	...
7	Junction of Swami Vivekanand Road and Hill Road, Bandra ... ..	600 mm. (24")	6-1-1967
8	Junction S. V. Road and Dashrathlal Joshi Road, Vile Parle West. ... ..	600 mm. (24")	25-1-1967
9	S. V. Road near Irla Bus Stop, Vile Parle, West ... ..	600 mm. (24")	22-8-1966
10	Vandrekarwadi, Jogeshwari East ... ..	600 mm. (24")	1-10-1966
11	Near Picnic Spot, Aarey Colony ... ..	600 mm. (24")	20-11-1966
12	Near Market, Aarey Colony ... ..	600 mm. (24")	19-12-1966
13	Near Unit No. 2, Aarey Colony ... ..	600 mm. (24")	10-3-1967
14	Junction of S. V. Road, and Jakeria Road, Malada ... ..	600 mm. (24")	27-9-1966

## APPENDIX XV.

List of Municipal Boosting Stations in City, Suburbs and Extended Suburbs.

Serial No.	Site	No. of pumps	Horse Power of pumps
1	Worli Koliwada... ..	1	54
2	Rafi Ahmed Kidwai Road ... ..	1	25
3	Fosbury Road ... ..	1	24
4	N. M. Joshi Marg ... ..	1	100
5	Altamount Road ... ..	1	54
6	Malla Bandra ... ..	2	(a) 50 H.P. (b) 40 H.P.
7	Bandra Hill ... ..	2	40 H.P. each.
8	Gazdar Hall, Andheri ... ..	2	50 H.P. "
9	Caves Road Jogeshwari ... ..	2	(a) 40 H.P. " (b) 26 H.P. "
10	Majaswadi Jogeshwari ... ..	1	30 H.P. "
11	Sahakar Nagar, Jogeshwari ... ..	1	13 H.P. "
12	Parsi Panchayat Road, Andheri ... ..	1	30 H.P. "
13	Quarry Road, Malad ... ..	2	25 H.P. "
14	Pushpa Park, Malad ... ..	1	25 H.P. "
15	Datta Pada, Borivali ... ..	2	50 H.P. "
16	Ghatla, Chembur ... ..	2	(a) 50 H.P. " (b) 40 H.P. "
17	Shrikrishna Nagar, Borivali ... ..	1	13 H.P. "
18	Vehar Emergency Pumping Station ... ..	14	1,800 H.P. Total.
19	Horse Shoe Valley, Ghatkopar ... ..	2	40 H.P. Each.
20	Parksite, Vikhroli ... ..	2	40 H.P. "
21	Daulat Nagar, Borivali ... ..	1	60 H.P. "
22	Malaani Colony (Malad Marvey Road) ... ..	2	50 H.P. each.
23	Sidharth Nagar, Swami Vivekanand Road, Goregaon ... ..	2	90 H.P. each.
24	ahakali Road, Andheri ... ..	2	(a) 26 H.P. (b) 20 H.P.
25	Dadabhoy Road, Junction Jai Prakash Road for Versova village. ... ..	2	25 H.P. each.
26	Telly Gully, Andheri ... ..	2	25 H.P. "
27	J. V. D. Scheme, Vile Parle, West ... ..	2	50 H.P. "
28	Sai Nath Road, Malad ... ..	2	50 H.P. each.
29	Kilachand Road, Kandivali ... ..	2	54 H.P. "
30	Eksar and Bhabai Villages, Borivali ... ..	2	25 H.P. each.
31	Mandapeshwar Pump, Borivali ... ..	3	25 H.P. "
32	Old Bombay Agra Road, near Fish Market Kurla... ..	1	25 H.P. "
33	Rifle Range, Ghatkopar ... ..	2	40 H.P. each.
34	Deonar Municipal Colony ... ..	2	40 H.P. "
35	Chunabhatti, Kurla East ... ..	2	25 H.P. "
36	Zakeria Road, Malad. ... ..	2	25 H.P. "

Note : —(1) The last fourteen stations i. e. items No. 23 to 36 were installed during the year under Report.

(2) Vehar Pumping Station, i. e. item No. 18 was operated for 6,480 hours during the year under Report.

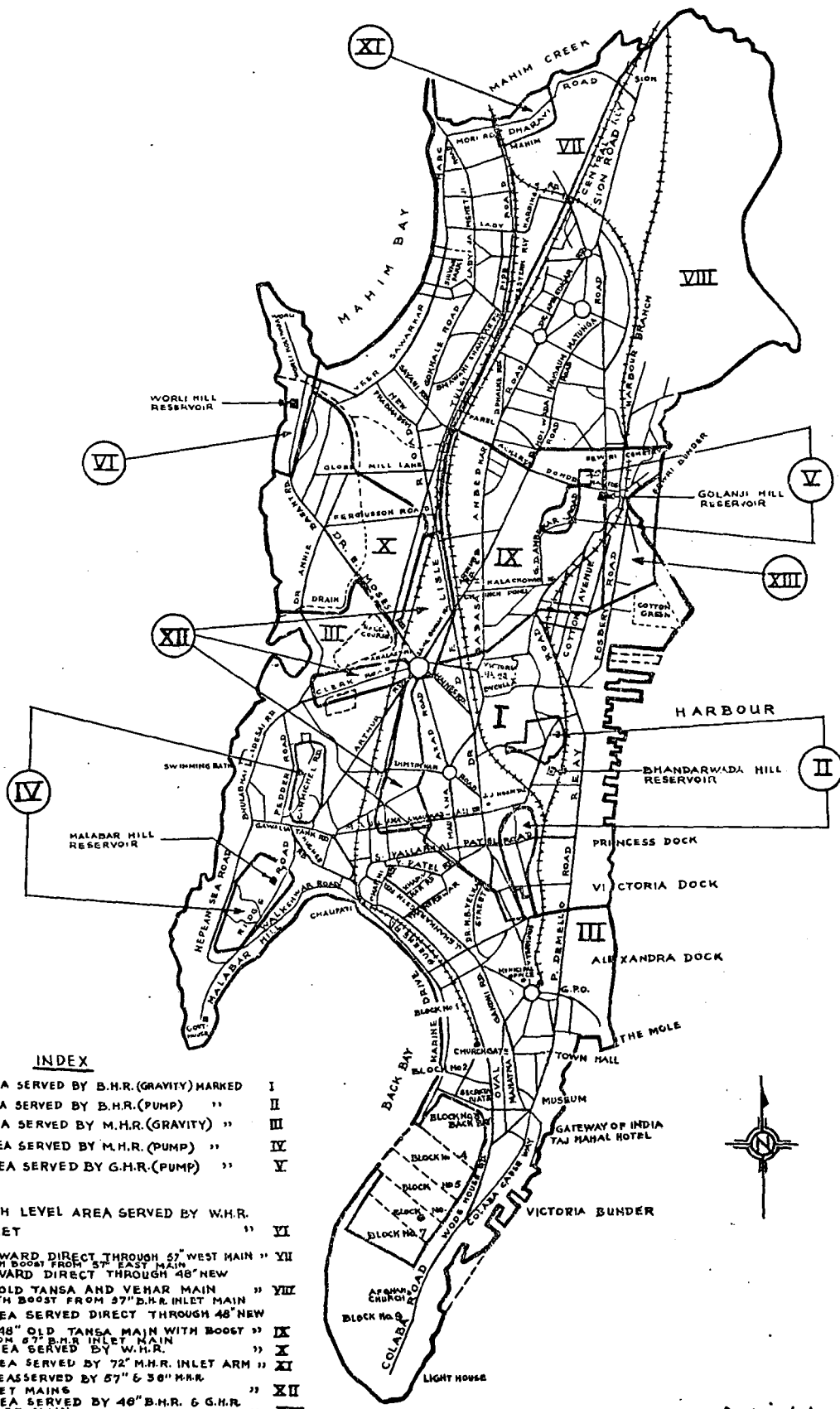
## APPENDIX XVI

*Statement of Water Connections of different Sizes made during the year in City, Suburbs & Extended Suburbs.*

### SIZE OF CONNECTIONS

Ward	15 mm. (1/2")		20 mm. (3/4")		25 mm. (1")		30 mm. (1 1/2")		40 mm. (1 1/2")		50 mm. (2")		80 mm. (3")		100 mm. (4")		150 mm. (6")		Total	
	Metered	Unmetered	Metered	Unmetered	Metered	Unmetered	Metered	Unmetered	Metered	Unmetered	Metered	Unmetered	Metered	Unmetered	Metered	Unmetered	Metered	Unmetered	Metered	Unmetered
A	17	10	13	21	12	64	2	6	6	6	9	3	...	...	...	...	...	...	64	110
B	35	9	2	76	1	188	...	18	...	5	...	2	...	...	1	...	...	...	39	298
C	24	82	24	373	16	444	...	21	3	2	...	3	...	...	...	...	...	...	67	925
D	63	62	36	220	36	324	...	71	26	43	8	15	...	...	...	...	...	...	169	335
E	80	37	23	328	11	770	1	58	9	26	1	1	...	...	...	...	...	...	125	1,220
F/North	36	35	16	17	14	3	...	1	22	...	...	...	1	...	...	...	...	...	89	56
F/South	...	6	...	25	2	401	...	5	2	...	1	...	...	...	...	...	...	...	5	447
G/North	57	64	27	104	24	177	11	13	4	2	3	2	...	...	...	...	...	...	126	362
G/South	60	5	4	79	7	233	11	185	5	13	...	2	...	...	...	...	...	...	87	537
<b>Total for City</b>	<b>372</b>	<b>330</b>	<b>145</b>	<b>1,243</b>	<b>128</b>	<b>2,604</b>	<b>25</b>	<b>388</b>	<b>77</b>	<b>97</b>	<b>22</b>	<b>28</b>	<b>1</b>	<b>...</b>	<b>1</b>	<b>...</b>	<b>...</b>	<b>...</b>	<b>771</b>	<b>4,690</b>
H	340	...	130	...	73	...	31	...	15	...	1	...	1	...	...	...	...	...	591	...
K	437	10	105	1	41	1	7	1	16	...	5	...	1	...	...	...	...	...	612	13
L	195	...	110	...	13	...	...	...	3	...	1	...	...	...	...	...	...	...	332	...
M	201	...	38	...	39	...	15	...	5	...	1	...	1	...	...	...	3	...	303	...
N	203	...	50	...	29	...	...	...	16	...	1	...	...	...	1	...	...	...	300	...
<b>Total for Suburbs</b>	<b>1,373</b>	<b>10</b>	<b>433</b>	<b>1</b>	<b>195</b>	<b>1</b>	<b>53</b>	<b>1</b>	<b>55</b>	<b>...</b>	<b>9</b>	<b>...</b>	<b>3</b>	<b>...</b>	<b>1</b>	<b>...</b>	<b>3</b>	<b>...</b>	<b>2,128</b>	<b>16</b>
P	160	3	81	...	36	...	...	...	7	...	1	...	1	...	1	...	...	...	287	3
R	227	...	38	...	12	...	...	...	6	...	1	...	...	...	...	...	...	...	284	...
T	125	4	37	...	26	...	...	...	12	...	...	...	...	...	...	...	...	...	200	4
<b>Total for Ex. Suburbs</b>	<b>412</b>	<b>7</b>	<b>156</b>	<b>...</b>	<b>74</b>	<b>...</b>	<b>...</b>	<b>...</b>	<b>25</b>	<b>...</b>	<b>2</b>	<b>...</b>	<b>1</b>	<b>...</b>	<b>1</b>	<b>...</b>	<b>...</b>	<b>...</b>	<b>671</b>	<b>4</b>
<b>Grand Total</b>	<b>2,160</b>	<b>347</b>	<b>734</b>	<b>1,244</b>	<b>397</b>	<b>2,605</b>	<b>78</b>	<b>379</b>	<b>157</b>	<b>97</b>	<b>33</b>	<b>28</b>	<b>5</b>	<b>...</b>	<b>3</b>	<b>...</b>	<b>3</b>	<b>...</b>	<b>3,570</b>	<b>4,710</b>

# ZONES OF WATER SUPPLY



**INDEX**

- |   |      |
|---|------|
| 1 AREA SERVED BY B.H.R.(GRAVITY) MARKED                               | I    |
| 2 AREA SERVED BY B.H.R.(PUMP) "                                       | II   |
| 3 AREA SERVED BY M.H.R.(GRAVITY) "                                    | III  |
| 4 AREA SERVED BY M.H.R.(PUMP) "                                       | IV   |
| 5 AREA SERVED BY G.H.R.(PUMP) "                                       | V    |
| 6 HIGH LEVEL AREA SERVED BY W.H.R. INLET                              | VI   |
| 7 G WARD DIRECT THROUGH 57" WEST MAIN " WITH BOOST FROM 57" EAST MAIN | VII  |
| 8 F WARD DIRECT THROUGH 48" NEW                                       | VIII |
| 9 OLD Tansa and Vehar Main WITH BOOST FROM 57" B.H.R. INLET MAIN      | IX   |
| 10 AREA SERVED DIRECT THROUGH 48" NEW                                 | X    |
| 11 AREA SERVED BY 72" M.H.R. INLET ARM                                | XI   |
| 12 AREA SERVED BY 57" & 50" M.H.R. INLET MAINS                        | XII  |
| 13 AREA SERVED BY 46" B.H.R. & G.H.R. INLET MAIN                      | XIII |

PREPARED BY:- G. L. S. N. S. S. S.  
CHECKED BY:- A. D. S. S. S.

10/5/67  
A. E. SURVEY

*DR B. H. S.*  
HYDRAULIC ENGINEER

## APPENDIX—XVIII

Statement showing hours of supply in the different localities in the City, Suburbs and Extended Suburbs.

Serial No.	Ward	Locality	Hours of supply
1	A	(a) Colaba and Back Bay areas South of Museum. ...	4-45 A.M. to 7-00 A.M.
		(b) Marine Drive area and Fort area North of Museum. ...	8-15 P.M. to 10-30 P.M.
2	B	(a) Dongri area. ...	3-30 A.M. to 7-00 P.M.
		(b) Umartkhadi area including Dr. Maheshwari Road and Val-pakhadi. ...	8-00 P.M. to 10-30 P.M.
		(c) Chakla, Immamwada, Pydhonie and Abdul Rehman Stt. areas. ...	5-00 A.M. to 7-00 A.M.
		(d) D'Mello Road, B.P.T. areas, Clive Road, Argyle Road and other areas East of Central Railway Line. ...	8-00 P.M. to 10-30 P.M.
		(e) Mançvi, ...	4-00 A.M. to 7-00 A.M.
3	C	(a) Kalba, Jevi, Dhobi Talao, Khara Talao, Market, Fanaswadi and Kumbharwada area. ...	5-00 A.M. to 7-00 A.M.
		(b) Portion of Netaji Subhash Road area. ...	8-15 P.M. to 10-30 P.M.
4	D	(a) Gamdevi Girgaum, Thakurdwar, Prarthana Samaj, Khetwadi, Tardeo Maulana Shaukatali Road, Dr. Dadasaheb Bhadkamkar Road, and Suklaji Street, area. ...	5-00 A.M. to 7-00 A.M.
		(b) Haystack Road, Clerk Road, from Mahalaxmi Bridge to Haji Ali. ...	4-30 A.M. to 8-30 A.M. 8-00 P.M. to 11-00 P.M.
		(c) Siri Road, Lower Walkeshwar Road, Raghoji Road, Forjeett Stt. Forjet Hill Road and Gowalia Tank Road, East of Kemp's Corner. ...	4-30 A.M. to 9-30 A.M.
		(d) Upper Walkeshwar between Sital Baug and Tin Batti, Ridge Rd., Little Gibbs Rd., and Mount Pleasant Road. ...	9-30 A.M. to 4-30 P.M. 12-30 A.M. to 4-00 A.M.
		(e) Banganga, Manav Mandir Road, Nepean Sea Road.. ...	
		(f) Altamont Road. ...	4-30 P.M. to 1-30 A.M.
		(g) Peddar Road, Bhulabhai Desai Road, Gowalia Tank Road, West of Kemp's Corner and part of Huges Road. ...	7-00 P.M. to 12-30 A.M.
		(h) Carmichael Road. ...	7-00 P.M. to 12-30 A.M.
		(i) Narayan Dabholkar Road. ...	6-00 P.M. to 12-30 A.M.
6	E	(a) Kamathipura, Byculla West and Nagpada, Nesbit Road and St. Mary Road areas. ...	5-00 A.M. to 7-00 A.M.
		(b) Matharpakhady area. ...	12-00 Noon to 3-00 P.M.
		(c) Motishaw lane and Hathibaug areas. ...	3-00 P.M. to 7-00 P.M.
		(d) Dr. Mascarens Road, Ghodupdeo Road, Victoria Road, Gunpowder Rd., Reay Road and D'Lima Street area- ...	8-00 P.M. to 10-15 P.M.
6	F/South	(a) Naigaum and Bhoiwada and Sewri Wadala areas ...	7-30 A.M. to 1-00 P.M.
		(b) Suparibang, Lalbaug, Dr.S.S. Rao Road and Kalachowky yareas ...	4-00 A.M. to 7-30 A.M.
		(c) Tokersi Jivraj Road and Sewri Cross Road areas ...	4-00 P.M. to 7-10 P.M.
		(d) Golanji Hill, Parel Back Road and Parel Village ...	4-00 P.M. to 7-00 P.M.
		(e) Ambekar Marg ...	7-30 P.M. to 10-30 P.M.
7	F/North	Sion-Matunga, Parsi Colony and Hindu Colony areas ...	7-30 A.M. to 1-00 P.M.
8	G/South	(a) Worli B.D.D.Chawl, Lower Parel, Love Grove and Prabhadevi areas. ...	5-00 P.M. to 8-00 P.M.
		(b) Worli village, Worli Seaface, Pochkhanwala Road areas ...	4-30 P.M. to 11-30 P.M.
		(c) N. M. Joshi Marg between Junction Sane Guruji Marg and Curry Road. ...	4-30 A.M. to 7-00 A.M.
	G/North	(a) Areas between Sayani Road and Rao Bahadur Bole Road ...	5-00 P.M. to 8-00 P.M.
		(b) Mahim Shivaji Park and Dadar areas West of Central Railway Lines. ...	8-00 P.M. to 11-00 P.M.
		(c) West Dharavi area ...	7-00 P.M. to 11-00 A.M.
		(d) East Dharavi area including Kala Killa ...	7-30 A.M. to 1-00 P.M.
10	H	(a) Bandra Hill ...	10-00 P.M. to 6-00 A.M.
		(b) Pali Hill Mala Pump ...	7-00 P.M. to 6-00 A.M.
		(c) Dr. Ambedkar Road ...	4-00 A.M. to 6-00 A.M.
		(d) Colonies on the east of Western Express Highway, Bandra ...	3-00 P.M. to 6-00 A.M.
		(e) Remaining areas in 'H' Ward, viz., Bandra, Khar and Santacruz. ...	6-30 A.M. to 6-00 A.M.
11	K	(a) Gujdar Hall Pump for Gilbert Hill, Vithalbhaj Patel and Gamdevi. ...	9-00 A.M. to 2-00 P.M.
		(b) Parsi Panchayat (Baptistwadi Pump) for areas on the Eastern side of the Western Express Highway. ...	12-00 Midnight to 5-00 A.M.
		(c) Caves Road (Jogeshwari Pump) for Hindu Friends' Society and Shankarwadi). ...	8-00 A.M. to 3-00 P.M.
		(d) Majaswadi Jogeshwari ...	6-00 A.M. to 8-00 A.M.
		(e) Squatters' Colony Jogeshwari ...	2-30 P.M. to 5-00 P.M.
		(f) Kunj Niwas area Jogeshwari West ...	5-30 P.M. to 9-45 P.M.
		(g) Juhu Village ...	6-00 A.M. to 9-00 A.M.
		(h) Juhu Village ...	1-00 P.M. to 4-00 P.M.
		(i) Mahabali Caves Road, Andheri ...	9-00 A.M. to 2-00 P.M.
		(j) Gundavalli and Telli Gully, Andheri ...	2-00 P.M. to 7-00 P.M.
		(k) Dadabhoy Road and Part of Gilbert Hill, Andheri ...	3-00 P.M. to 6-30 P.M.
		(l) Swami Vivekanand Road, from Modern Dairy Farm to Oshivra Bridge. ...	24 hours.
		(m) West of Swami Vivekanand Road from Andheri Naka, to Irla Bridge and East of Swami Vivekanand Road from Irla Bridge to Bank of India Building. ...	24 hours.



## APPENDIX—XVIII (Contd).

Statement showing hours of supply in the different localities in the City, Suburbs and Extended Suburbs.

Serial No.	Ward	Locality	Hours of supply
		(m) Swami Vivekanand Road from Andheri Naka to Modern Dairy Farm, Jogeshwari.	9.00 A.M. to 4.00 P.M.
		(n) East of Trunk mains at Marol upto Mithi River	... 4.30 P.M. to 6.30 A.M.
12	L	(o) All the areas in K Ward viz., Andheri and Vile Parle	... 1.30 P.M. to 6.30 A.M.
13	M	All the areas in L Ward	... 7.30 A.M. to 1.00 P.M.
		(a) Along Sion Trombay Road between Ghatla and Janata Colony, (excluding Janata Colony) including Vadhavli Gowandi and Deonar.	2.30 P.M. to 5.30 P.M.
		(b) Along Sion Trombay Road beyond Janata Colony upto Trombay.	3.30 A.M. to 7.30 A.M.
		(c) Janata Colony Deonar	... 10.30 A.M. to 2.30 P.M.
		(d) Deonar Colony	... 7.30 A.M. to 10.30 A.M.
		(e) Along 36" Refinery main from Kumbharwada upto Atomic Energy Establishment.	24 hours supply.
		(f) Maharashtra Housing Board's Colonies, along Trunk mains (Colonies in N Ward also).	4.00 A.M. to 11.00 A.M.
14	N	(g) Rest of the areas in M Ward	... 7.30 A.M. to 1.00 P.M.
		(a) Horse Shoe Valley, Ghatkopar	... 5.00 A.M. to 9.00 A.M. and 5.00 P.M. to 9.00 P.M.
		(b) Park site Municipal Colony, Vikhroli	... 9.30 P.M. to 1.00 A.M. and 4.00 A.M. to 8.00 A.M.
		(c) Ghatkopar (North of Sarvoday Hospital) Vikhroli and Bhandup	6.30 P.M. to 6.30 A.M.
		(d) Ghatkopar (South of Water Works Yard)	... 4.00 A.M. to 1.00 P.M.
		(e) Remaining Ghatkopar area	... 4.00 A.M. to 2.00 P.M.
15	P	(a) Motilal Nagar, Goregaon	... 12.00 Midnight to 7.30 A.M.
		(b) Sidharthnagar Goregaon	... 12.00 Midnight to 9 A.M.
		(c) Unnat Nagar, Goregaon	... 12.00 Midnight to 9 A.M.
		(d) Daftary Road, Pushpa Park and Kurar Village	... 3.30 P.M. to 8.00 P.M.
		(e) Ban Dongri and Datta Mandir Road, Malad East	... 12.00 Noon to 3.30 A.M.
		(f) Military installations at Mad Island and Hamla Camp	... 12.00 Midnight to 4 A.M.
		(g) Goregaon West	... 12.00 Midnight to 9 A.M.
		(h) Goregaon East	... 6.30 A.M. to 11.00 A.M.
		(i) Malad West, upto Telephone Exchange Building	... 12.00 Midnight to 7.30 A.M.
		(j) Anand Road and Station Road Malad	... 12.00 Midnight to 6.30 A.M.
		(k) Malad East	... 6.30 A.M. to 11.30 A.M.
		(l) Madh Marvey Road	... 8.00 P.M. to 6.30 A.M.
		(m) Portions of P Ward of Telephone Exchange Building and upto Poisar Bridge in R Ward, except Kandivli East.	9.00 A.M. to 3.30 P.M.
16	R	(a) Kandivli East	... 9.00 A.M. to 3.30 P.M.
		(b) Lokmanya Tilak Road, Babhai and Eksar	... 4.00 P.M. to 12.00 Mid- night.
		(c) Sardar Vallabhbhai Patel Road, L. I. C. Colony, etc.	... 4.00 P.M. to 12.00 Mid- night.
		(d) Datta Pada Road, Carter Road Nos. 3, 4, 5, 6 and 8 and Rai Dongri areas in Borivli East.	4.00 P.M. to 9.30 P.M.
		(e) Cartar Road No. 9, 10 and 11, 12 and 13, in Borivli East	... 7.00 P.M. to 10.30 P.M.
		(f) Daulat Nagar Borivli East	... 6.30 P.M. to 11.00 P
		(g) Cartar Road No. 1	... 4.00 P.M. to 10.00 P
		(h) Cartar Road No. 2 and 7	... 7.00 P.M. to 12.00 Mid- night.
		(i) Rajendra Nagar, Borivli East and remaining areas of Borivli	4.00 P.M. to 12.00 Mid- night.
		(j) Dahisar	... 4.00 P.M. to 10.30 P.M.
17	T	Mulund	... 3.30 A.M. to 10.30 A.M.

## APPENDIX XIX

Statement showing short supply complaints in the City (for the last 15 years.)

Months	1952-53	1953-54	1954-55	1955-56	1956-57	1957-58	1958-59	1959-60	1960-61	1961-62	1962-63	1963-64	1964-65	1965-66	1966-67
April ...	1,369	1,961	1,726	1,575	1,589	1,320	316	231	255	455	1,277	1,487	4,471	3772	3,196
May ...	1,388	2,061	1,694	1,285	1,777	1,521	242	596	300	592	1,493	1,683	4,369	3822	3,419
June ...	1,412	1,982	1,621	1,382	1,423	3,159	187	596	258	786	1,549	1,602	4,879	3241	3,622
July ...	1,336	1,834	1,209	1,110	1,136	2,089	242	436	234	620	1,433	1,336	4,338	3155	3,660
August ...	1,282	1,797	912	741	980	440	224	305	409	452	1,295	1,130	3,750	3024	3,271
Sept. ...	1,280	1,695	858	951	852	759	246	308	448	663	1,199	1,194	3,666	3076	3,138
Oct. ...	1,340	1,245	1,094	1,096	971	1,572	235	275	505	831	1,616	1,351	4,064	3143	3,342
Nov. ...	1,304	1,819	975	1,003	968	688	222	271	508	899	1,376	1,342	3,850	3492	3,283
Dec. ...	1,467	2,058	872	1,045	970	1,076	192	345	617	865	1,282	1,479	3,915	3432	3,308
Jan. ...	1,219	1,924	678	772	1,016	572	242	243	634	665	1,463	1,700	3,983	3108	2,946
Feb. ...	1,349	1,908	823	970	998	916	179	108	670	816	1,722	1,360	3,574	3245	2,527
March ...	1,712	2,127	1,167	1,445	954	824	264	239	531	1,013	1,576	1,309	4,127	4008	2,964
Total ...	16,461	23,425	13,629	13,375	13,534	14,938	2,791	4,053	5,369	8,657	17,281	16,973	48,986	40,458	38,676

## APPENDIX XIX—A

Short Supply Complaints in Suburbs and Extended Suburbs.

	Suburbs	Extended Suburbs.
April 1966	678	243
May ..	680	273
June ..	624	261
July ..	1,078	208
August ..	825	209
September ..	793	400
October ..	787	211
November ..	663	216
December ..	633	249
January 1967	663	161
February ..	967	173
March ..	815	241
TOTAL ...	9,209	2,845

## APPENDIX XX.

Serial No.	Ward	Ownership of meter	Total Number of meters on connection as on 1-4-1966	Number of meters exchanged during the year	Number of meters fixed on new connections during the year	Number of meters removed from existing connection during the year	Number of new properties metered during the year	Number of unmetered properties metered during the year	Total Number of meters on connections as on 31-3-1967
1	A	Municipal	1,654	1,896	75	143	8	2	1,710
		Private	712	...	...	272	...	...	729
2	B	Municipal	419	217	79	...	2	4	503
		Private	316	...	5	1	...	...	323
3	C	Municipal	728	972	64	16	...	...	846
		Private	439	302	21	6	4	...	412
4	D	Municipal	2,774	2,158	96	2,458	...	...	2,843
		Private	1,043	226	51	393	21	2	1,085
5	E	Municipal	1,247	520	99	19	...	...	1,372
		Private	803	...	14	65	10	...	752
6	F/S	Municipal	880	556	74	2	...	...	952
		Private	412	162	12	3	...	...	421
7	F/N	Municipal	1,010	572	119	44	17	...	1,085
		Private	1,064	423	43	45	...	...	1,062
8	G/S	Municipal	655	373	72	2	4	...	725
		Private	510	116	30	3	...	...	534
9	G/N	Municipal	1,249	735	102	38	236	64	1,351
		Private	924	...	43	340	...	...	966
Total for City									
		Municipal	10,616	7,954	780	2,722	302	72	11,342
		Private	6,223	1,229	219	1,128	...	...	6,284
		Total	16,839	9,183	999	3,850	302	72	17,626
10	H	Municipal	4,347	*	293	*	...	...	4,640
		Private	5,074	*	266	*	559	...	5,340
11	K	Municipal	2,937	34	114	1,796	...	...	3,101
		Private	3,916	...	553	1,080	*	...	4,469
12	L	Municipal	1,739	*	256	2	...	...	1,993
		Private	873	*	69	1	*	...	941
13	M	Municipal	855	202	303	10	...	...	1,005
		Private	1,526	57	...	...	*	...	1,769
14	N	Municipal	1,064	764	114	*	...	...	1,178
		Private	1,828	122	187	*	*	...	20,15
Total for Suburbs.									
		Municipal	10,992	1,000	1,080	1,808	559	...	11,917
		Private	13,817	179	1,075	1,081	...	...	14,534
		Total	24,209	1,179	2,155	2,889	559	...	26,451
15	P	Municipal	988	322	183	3	*	...	1,148
		Private	2,254	...	142	...	...	...	2,396
16	R	Municipal	845	261	167	3	*	...	1,012
		Private	1,793	7	103	...	...	...	1,896
17	T	Municipal	356	117	94	...	*	...	450
		Private	1,094	244	106	...	...	...	1,200
Total for Ext. Suburbs.									
		Municipal	2,189	700	444	6	...	...	5,492
		Private	5,141	251	351	...	...	...	5,492
		Total	7,330	951	795	6	...	...	8,102
Grand Total :									
		Municipal	23,797	9,654	2,304	4,536	861	72	25,869
		Private	24,581	1,559	1,645	2,209	...	...	26,310
		Total	48,378	11,313	3,949	6,745	861	72	52,179

*Details of the Works carried out by construction Division in City Suburbs and Extended Suburbs*

(Main of sizes 80 mm (3") and above)

**APPENDIX XXI**

Size of pipes	CITY		SUBURBS		EXTENDED SUBURBS		TOTAL	
	Metres	Feet	Metres	Feet	Metres	Feet	Metres	Feet
100 mm. (3") ...	916	3,005.29	41.14	135	312.72	1,026	1,296.96	4,166.55
150 mm. (4") ...	1,944	6,377.96	1,838.24	6,031	1,094.53	3,591	4,676.79	15,999.96
200 mm. (6") ...	8,447	27,713.20	26,127.86	85,721	2,129.02	6,985	36,703.77	1,20,419.20
250 mm. (9") ...	5,392	17,689.84	4,329.37	14,204	448.36	1,471	10,196.73	33,364.84
300 mm. (12") ...	3,488	11,443.71	2,667.30	8,751	1,100.93	3,612	6,256.19	23,806.71
400 mm. (15") ...	30	98.42	158.49	520	...	...	188.49	618.42
450 mm. (18") ...	1,231	4,038.71	911.35	2,990	543.76	1,784	2,686.11	8,812.71
600 mm. (24") ...	883	2,897.01	6,374.89	20,915	238.65	783	7,597.56	24,595.01
700 mm. (30") ...	...	...	97.84	321	...	...	97.84	321
<b>Total</b> ...	<b>22,331</b>	<b>73,254.14</b>	<b>42,546.43</b>	<b>1,39,588</b>	<b>5,867.97</b>	<b>19,252</b>		
				<b>Rs.</b>	<b>Rs.</b>		<b>Rs.</b>	
cost of Scheduled works carried out (Departmentally and by contract)	12,50,000	...	52,56,000	12,28,400			77,34,400	
Cost of non-scheduled works carried out	13,50,000	...	1,47,000	59,200			15,56,200	
<b>Total cost of the works carried out</b>	<b>26,00,000</b>		<b>54,03,000</b>	<b>12,87,600</b>				

**APPENDIX XXII.**

*Details of stand pipes in City, Suburbs and Extended Suburbs.*

Serial No.	WARD	No. of existing stand pipes on 1-4-1966.	No. of new stand pipes given during the year.	No. of stand pipes cut off during the year.	Total No. of Stand pipes as on 31-3-1967.
1	A	...	...	...	...
2	B	...	5	...	...
3	C	...	...	...	...
4	D	...	1	...	...
5	E	...	...	...	...
6	F/S	...	29	8	37
7	F/N	...	...	...	...
8	G/S	...	8	3	11
9	G/N	...	20	1	21
	<b>CITY TOTAL</b>	...	<b>63</b>	<b>12</b>	<b>75</b>
10	H	...	154	153	307
11	K	...	238	195	433
12	L	...	59	37	96
13	M	...	32	29	61
14	N	...	277	42	319
	<b>SUBURBS TOTAL</b>	...	<b>760</b>	<b>456</b>	<b>1,216</b>
15	P	...	62	15	76
16	R	...	10	3	13
17	T	...	8	8	16
	<b>EXTD. SUBS. TOTAL</b>	...	<b>80</b>	<b>26</b>	<b>105</b>



# BOMBAY FIRE BRIGADE

The Bombay Fire Brigade was taken over by the Government of Maharashtra under the Defence of India Rules and placed under the control of the Director of Civil Defence and Fire Adviser to the Government of Maharashtra with effect from 17th January, 1963. It continued to be under his charge during the year under report with Shri S. Freailis as the Chief Fire Officer.

**Fire Stations.**—The total number of Fire Stations was 11 in the City and 3 in the Suburbs.

## Fire Appliances and Equipments.—

I.—Motor Turn Table Ladders:—			
(a) of 100 feet extension with pump	...	2 Nos.	
(b) of 125 feet extension with pump	...	2 Nos.	
II.—Motor Pumps—			
(a) with Escapes of 50 to 60 feet Extension	...	19 Nos.	
(b) with Extension Ladders of 35 feet extension	...	10 Nos.	
III.—Fire Tenders with Extension Ladder	...	4 Nos.	
IV.—Motor Emergency Tender with Special Gears	...	2 Nos.	
V.—Motor Emergency Tender-cum Fire Tender	...	1 No.	
VI.—Air Crash Tender with Special Gears	...	1 No.	
VII.—Trailer Pump—			
(a) Medium Type	...	12 Nos.	
(b) Light Type	...	2 Nos.	
VIII.—Hose Laying Lorry-cum-Canteen Van	...	1 No.	
IX.—Control Post Van	...	1 No.	
X.—Motor Ambulances	...	11 Nos.	
XI.—Other Vehicles	...	14 Nos.	
XII.—Scooters	...	5 Nos.	
XIII.—Ladders of various sizes	...	84 Nos.	
XIV.—Breathing Sets—			
(a) Oxygen	...	34 Nos.	
(b) Compressed Air	...	16 Nos.	
XV.—Fire Hose Delivery Rubber-line	...	27,584 mtrs.	
XVI.—Fire Hose Delivery Canvas	...	60 mtrs.	
XVII.—Gas Masks of various types	...	18 Nos.	

Out of the above appliances and equipments the following were purchased during the year 1966-67.

Trailer Pump Medium type	...	3 Nos
--------------------------	-----	-------

## Communications :

### (A) Telephones:—

In the year 1963-64 the six Emergency lines of the Brigade were split up as under.

- (i) Four emergency lines (No. 101) for fires and other emergency calls and (ii) Two emergency lines (102) for Ambulance calls. This system continued to exist in the year under report.

### (B) Wireless Communication System:—

The Brigade has 55 Radio-Telephony Sets (5 Static Sets, 38 Mobile Sets and 10 Walkie-Talkie Sets) actually in use and 2 spare Walkie-Talkie Sets during the year under report.

### (C) Fire Alarms:—

The total number of Fire Alarms was 213 including 28 private ones.

**Calls.**—The Brigade responded to a total number of calls as shown below with comparative figures of the previous year.

	1966-67	1965-66	Difference
Total Calls	3,182	3,251	69 Decrease.
Actual Fires	1,755	1,752	3 Increase.
Actual House Collapses	179	210	31 Decrease.
Rescue Services	260	262	2 Decrease.
Other Services	215	244	29 Decrease.
<b>False Calls :</b>			
Defective calls due to defects in Fire Alarm System	178	264	86 Decrease.
Good Intent Calls	52	60	8 Decrease.
Malicious Calls	254	188	66 Increase.

Four of the persons that gave malicious calls could be traced and were handed over to the police.

## Outside City Limit Calls :

There was one such call during the year.

## Serious Fires :

There were 14 serious Fires during the year (vide Appendix I).

**House Collapse :**

The Brigade attended calls to 179 fallen buildings as against 210 in the previous year. 4 persons lost their lives and 108 persons were injured. The figures of last 4 years are given below.

	1962-63	1963-64	1964-65	1965-66	1966-67
House Collapse	199	249	239	210	179
Deaths	...	20	28	21	4
Injuries	...	125	157	103	108

Some Serious House Collapses are mentioned in Appendix VI.

**Other Services :**

There were 215 calls for other services which included leakage of poisonous gases and dangerous fmu spilling, of acids, falling of trees, shocks due to leakage of electricity, vehicle accidents etc. 7 persons lost their lives in such accidents and 97 persons received injuries.

**Rescue Service :**

The Brigade attended 260 calls of various types of Rescue work such as persons fallen in wells, sea, station, etc., trapped in lift cages, drainages, marooned in flooded areas etc., 196 persons died in such cases and 272 were injured. Majority of deaths (125) were by drowning. The Brigade also rescued 11 animals and birds. Two serious incidents of rescue service are mentioned below :—

**Central Railway Accident at Matunga—**

On 13th June 1966 at about 07.03 hours the above accident occurred a little north of Matunga Railway Station as a result of collision of two local trains running in opposite directions. Many coaches of both the trains were badly damaged trapping several persons therein. A number of persons dead or injured were lying all along the tracks. The Brigade immediately sent 27 appliances consisting of fire engines, Ambulances, Staff Vans, etc. The injured were immediately removed to the City hospitals not only in Ambulances and Staff Vans but even in Fire Engines. Simultaneously rescue operations were started. In all 192 persons (injured or rescued) were removed to the hospitals. 68 persons died in the accident.

**Central Railway Accident at Wadaia Railway Station, Raoli Junction :**

On 28th June 1966 at 09.09 hours, a down local train heading for Kings Circle collided against a stationary down train on the same track bound for Mankhurd. The accident occurred at Wadala Railway Station near Raoli Junction. Several bogies of both the trains were damaged resulting into injuries to a number of persons. 32 injured persons were speedily removed to nearby hospitals in Brigade Ambulances.

**Burning Casualties :**

There were 214 casualties due to burns out of which 36 lost their lives (18 males and 18 females). 178 persons received burns and subsequently recovered. Out of the total deaths of 36, fourteen were believed to be cases of suicide—3 males and 11 females.

**Fire Loss :**

The total loss due to fire was approximately Rs. 95,76,772. The insured property affected by fire was Rs. 78,28,420. The total property involved was Rs. 53,34,74,075.

**Water Supply :**

The approximate quantity of water used for extinguishing fire was gallons 41,27,013. Out of which 19,22,755 gallons were drawn from Municipal mains and rest from sea, wells, ponds, etc.

**Hydrants :**

The number of hydrants for City and Suburbs was 9,220.

**New Zonal System :**

The zonal system was introduced from March 1965 in which the Greater Bombay was divided into two regions each in charge of a Dy. Chief Fire Officer. The regions were divided into zones and the zones into sectors. This system facilitated the work of the Brigade and was continued in the year under report.

**Fire Prevention :**

During the year 9,000 cases were received as against 8,384 in the previous year out of which 8,811 cases were disposed of. The cases received included 7,747 cases from Municipal Departments like Licence, Factory and Health, 125 cases from the Commissioner of Police, 135 cases for Public entertainment, 553 Miscellaneous cases and 440 complaints.

**OTHER ACTIVITIES****(1) Republic Day Parade :**

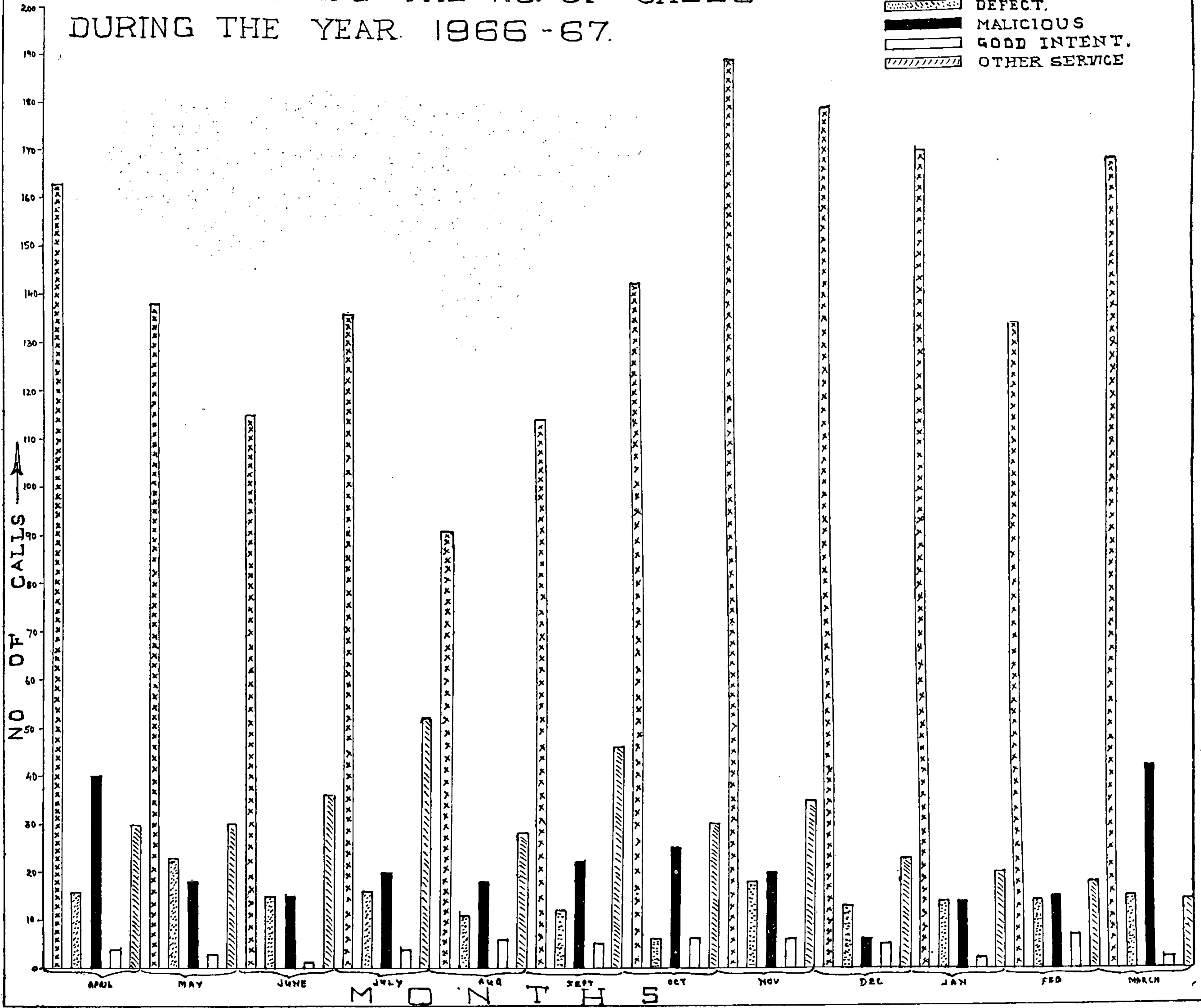
The Fire Brigade personnel participated in the ceremonial parade route march along with Defence and other services on 26th January 1967. The Fire Brigade personnel also participated in the Maharashtra Day parade on 1st May 1966.

**(2) Annual Drill Competition :**

As usual annual Fire Drill competitions were held. During the year competitions were held in (i) Fire Trailer Pump Drill (ii) Fire Escape and Motor Pump Drill. 38 teams from different Fire Stations participated. The finals were held under the Presidentship of Dr. J. Leon D'Souza, Mayor of Bombay. The prizes to the winning teams were distributed at the Mayor's hands. The best performance Rotating Trophy was awarded to Fireman Harishchandra Balkrishna Sawant.

CHART SHOWING THE NO. OF CALLS DURING THE YEAR 1966-67.

\*\*\*\*\* FIRE.  
 ----- DEFECT.  
 ■■■■■ MALICIOUS  
 □□□□ GOOD INTENT.  
 ////////////// OTHER SERVICE





**(3) Awards and Prizes :**

The award of Best Fireman of the year (cash prize of Rs. 100) was awarded to Fireman Kashiram Govind Shinde of Memonwada Fire Station. Long Service and Good Conduct Medal was awarded to ex-Driver Operator Putlaji Vithoo Mahadik. Silver Medal and cash prize of Rs. 250 was awarded to Station Officer S. K. Deshmukh for extra ordinary gallantry in rescuing a fireman at great personal risk from under the debris of a building that collapsed on account of fire at Zakeria Masjid Street on 7-2-1966.

Commendatory Certificates were awarded to the following Brigade personnel.

Leading Fireman	... Vithoba Krishna Kalambe	... For commendable work at the scene of fire at Sion Railway Yard.
Station Officer	... L. S. D. Meherwanji	... For commendable work at the scene of fire to Ship "S. S. Janusha."
Station Officer	... L. S. D. Meherwanji	... For commendable work at the scene of house collapse at Gowalia Tank Road.
Station Officer	... G. D. Ganvir	... Do.
Station Officer	... M. G. Sirkhot	... Do.
Sub-Officer	... V. G. Sawant	... Do.
Fireman	... Sachashiv P. Gaikwad	... Do.
Station Officer	... D. S. Naik	... For commendable work at the scene of fire at Zakeria Masjid Street.
Station Officer	... G. D. Ganvir	... Do.
Sub-Officer	... T. G. Nankani	... Do.
Leading Fireman	... Narayan V. Shinde	... Do.
Leading Fireman	... Anna G. Dotal	... Do.
Fireman	... Ismail Karim Khan	... Do.
Fireman	... Shripati S. Shinde	... Do.
Fireman	... Yeshwant N. Palande	... Do.

A cash prize of Rs. 50 was presented to Fireman Shripati Sakharam Shinde who stood first in the Driver Operator's Training Class having secured 78 per cent marks.

**(4) Awards of scholarships to children of Brigade employees :**

As in previous years during the year under report scholarships ranging from Rs. 10 to Rs. 65 were given to schoolgoing children of the Brigade employees who passed the annual examination with credit from Standard IV to XI. 61 applications for the scholarship were received. Maximum number of scholarships was 28. The scholarships were distributed on 14th January 1967 and an amount of Rs. 800 was utilised for the purpose.

**(5) Deputation of Officers :**

Shri R. R. Rao, Station Officer, who was deputed to Home Guards Organisation as Fire-Fighting Instructor with effect from 18-5-1964 continued to be on deputation during the year under report. Sub-Officer Waman Krishnaji Rane also on deputation to the Directorate of Civil Defence from 31-8-1964 continued to be on deputation. Shri V. V. Rao who was deputed to Civil Defence Directorate from 5-10-1965 was repatriated from 1-1-1967.

**(6) Medical Unit :**

A Medical Unit conducted by the Women's Volunteer Corps and Red Cross Society at Fire Brigade Headquarters, Byculla, Bombay, for the benefit of members of families of the Brigade personnel continued to function during the year. Similar additional Centres were opened at Chembur, Memonwada and Worli Fire Stations. The following Honorary Physicians and Surgeons attended the Centres.

Dr. Arun Sanghani, Child Specialist.  
 Dr. Shirish Sheth, Gynaecologist.  
 Dr. (Mrs.) Vasantika G. Vakil.  
 Dr. (Kumari) Damayanti J. Desai.  
 Dr. (Kumari) Chemburkar.  
 Dr. (Kumari) Malwankar.  
 Dr. (Kumari) Meher Homji.

With the help of Family Planning Association of India, family planning was also being attended to in the above Medical Unit.

**(7) Fire fighting training to outside candidates :**

- Visits to Industrial concerns in the city for a batch of 16 trainees of the Station Officers and Instructors Course of the National Fire Service College Nagpur were arranged by the Brigade. Similarly 22 trainees of the Sub-Officers Course of the said College were attached to the Brigade for practical training.
- During the year under report practical training in fire-fighting and rescue duties was imparted to the Home Guards of Greater Bombay.
- Officers of the Brigade gave a number of lectures on fire-fighting in the Maneckji Civil Defence Training Centre of the Government of Maharashtra.

**(8) Vocational Service Award :**

The Vocational Service Award of the Rotary Club of Bombay was presented to Fireman Gulab Shivram Jadhav.

**Ambulance Service**

The Ambulance Service attended calls as given below :—

Accidents	...	1,416
Maternity	...	1,716
Hire	...	5,051
Free Poor Cases	...	22
		<hr/>
		8,205
		<hr/>

In all 8,117 persons were removed in Ambulances. First aid was rendered on 246 occasions. The total receipts during the year on account of hire cases amounted to Rs. 49,382 including arrears as against Rs. 49,085 in the previous year.

**Brigade Establishment Cost**

The cost on account of Fire Brigade Department including Ambulance Service but excluding supervision charges of Provident Fund, Pension and proportion of general supervision and revenue and debit charges, etc., was Rs. 30,83,238.19.

S. FREDILIS,  
Chief Fire Officer.

## APPENDIX No. I.

## BOMBAY FIRE BRIGADE

Brief details of serious fires during the year 1966-67.

Date and Time	Place.	Business	Extinguished by	Damage.	Estimated Damage
(1)	(2)	(3)	(4)	(5)	(6)
4-6-1966 10.52 hours.	Gandhi Nagar, Manjrekar Wadi, Dhobighat Lane off Dr. E. Moses Road.	Private	Firemen by pulling down nuts and 3 jets from five Motor Pumps.	Household articles in the huts and large number of C. I. sheets bamboo matting Zavali huts severely damaged by fire, heat, smoke and water.	Rs. 37,000
6-6-1966 69-13 hours.	119-121 Ranjit Studio, Dadasaheb-Phalke Road, Dadar, Central Railway.	(i) Studio. (ii) Private.	Firemen with eight lines of eight motor pumps	C. I. Sheet shed with A. C. Sheet roof about 100' x 25' on the rear side of studio of a ground floored. The party had stored all the wooden, plywood, decoratives used for film shooting in this shed. Wooden decoratives severely damaged by fire, heat, smoke and water, C. I. sheet shed; windows, painting of the wall of adjacent building severely damaged by fire; heat, smoke and water.	55,000
5-7-1966 11.39 hours.	Ghatkopar Railway Station, Jawahar Road.		Firemen with one first-aid appliance and two lines from one Motor Pump.	The fire at the booking office of the Central Railway. The contents of the said booking office, i.e., season tickets, daily tickets, stationery, etc., and furniture consisting of wooden chairs, steel cupboards, ceiling fans, loud speakers, etc., were severely damaged by fire, windows, doors and electric installations were also severely damaged by fire and tiles broken. It was also reported that the cash including currency notes were either destroyed by fire or looted in a house of ground floored brick walled tiled roof shed of about 25 x 12 sq. ft.	10,000
11-7-1966 18.58 hours.	Atlas Mill Compound Mhatarpakhadi Road.	(i) Manufacturing ready made garments. (ii) Manufacturing brassiers. (iii) Weaving artificial yarn. (iv) Wholesale dealer in Dyes and pigments.	Firemen with 10 Motor Pumps with 10 engine lines.	A large stock of terylene, terycot and cotton cloth, readymade garments, number of sewing machines, cutting pressing and hydro extracting machines, electrical installations steel and wooden furniture, etc., (2) A large stock of cotton cloth, readymade garments, number of sewing machines, cutting and pressing machines, steel and wooden furniture, electrical installations, etc., severely damaged by fire; heat, smoke and water, (3) Small stock of synthetic yarn and cloth, machinery parts, wooden and steel furniture etc., severely damaged by fire, heat, smoke and water, (4) Small quantity of dyes and pigments slightly damaged by water.  <i>Damage to premises.</i> —(1) and (2) A ground floored brick walled timber framed with light wooden-trussed-roof, building admeasuring about 270' x 85' severely damaged by fire, heat, smoke and water, (3) Wooden lft, windows, portion of wooden trussed roof of first floor of a two floored building severely damaged by fire, heat, smoke and water, (4) Nil.	30,26,000
10-8-1966 14.59 hours.	13, Byculla Station Road, Pai Street.	(i) Dealing in heavy chemicals. (ii) Private.	Firemen with 8 Fire Pumps and 2 First aid appliances.	Few doors, windows, ventilators, walls, slightly and wooden frame work of roof, wooden bullies, severely damaged by fire, heat, smoke and water of a ground floored brick walled timber framed structure about 100' x 80' (used as godowns) stock of unauthorised goods, trade, storage, etc., has also been severely damaged by fire, heat, smoke bursting of drums foam and water.	1,51,000
11-8-1966 09.15 hours.	Jasmine Mills Private Ltd., Dharavi Road.	Manufacturing silk	Firemen with 10 jets from seven Motor Pumps and employees with 10 Soda Acid and two foam extinguishers.	A ground floored brick walled timber and steel framed structure with A. C. and C. I. sheet roofing about 100' x 90' used as wrapping, sizing, and knitting sections.	1,50,000

## APPENDIX No. I (Contd.)

Date and Time	Place.	Business	Extinguished by	Damage.	Estimated Damage
(1)	(2)	(3)	(4)	(5)	(6)
3-9-1966 0 8.41 hours.	88-C Elphin House, Old Prabhadevi Road.	Manufacturing of capsules.	Employees with one CO2 fire exting- uisher and Firemen with one first-aid appliance and three lines from three Motor pumps.	Small quantity of L. P. Gas in 14.5 Kgs. capacity cylinder destroyed and Laboratory chemicals, Laboratory equipment such as Bloom, Gelo- meter, P. H. Meter, Visco-meter, opacimeter, microscope, laboratory glass wares, wooden and steel furni- ture, air-condition ducting, etc., severely damaged by fire, heat, smoke and water in a laboratory room about 22'x17'. Large stock of manufac- tured capsules, packing cartoons and raw material severely by water. Doors, windows, wooden partitions, glass panes of windows and partitions, electrical installation and paint work severely damaged by fire, heat, Capsules manufacturing machines slightly by water.	Rs. 2,21,000
20-10-1966 22.22 hours.	Fire at Cargo Ship 'S. S. Maharaja' berthed at No. 7 Shed, Vactoria Dock.	Shipping.	(1) Bombay Fire Brigade Firemen with 11 lines of 11 pumps. (2) Civil De- fence staff with one line of 1 Motor Pump. (3) Bombay Port Trust Firemen with 4 lines of 2 Motor Pumps.	Fuel pump and other machinery parts as well as the electrical installation from the boiler room severely damaged by fire, heat, smoke and water, (2) Furniture and other fixtures and the personal effects severely damaged by fire, heat, smoke and water in number of cabins from Midship accommodation, (3) Engine room with its machinery parts slightly damaged by heat, smoke and water, (4) The superstructure of the ship housing the Mid-ship accommoda- tion and the bridge severely damaged by fire, heat, smoke and water.	18,50,000
27-10-1966 12.02 hours.	Tulsiwadi, Zopadpatti.	Tardeo Private (Hutment dwellers).	Firemen with 7 line of 10 Motor Pumps and Civil Defence staff with own Motor Pump.	About 400 hutments made out of Bam- boo mats with tarpaulin, C. I. Sheet manglore tile, paper and polythene roofs with contents, (2) Three ground floored C. I. sheet, structures on Municipal land on a total area of 350'x300' used as dwellings, (3) A wooden structure about 12'x12' having manglore tile roof used as dwellings in R. T. O.'s compound with contents severely damaged by fire, heat, smoke, water and some hutments by breakage.	3,00,000
24-11-1966 01 .16 hours.	Ghatkopar Mahool Road, Chembur.	Private (hutment dwellers).	Firemen with 7 lines of 4 Motor Pumps.	Household articles about 165 hutments severely damaged by fire, heat, smoke and water on open plot about 750'x 300'.	98,700
25-11-1966 05.06 hours.	ESSO Standard Refi- ning Co. of India Ltd., Corridor Road, Mahul, Chembur.		Employees with 1 hydrant line.	Electrical wiring, dail thermometers, lagging and paint works of the com- bination plant severely damaged by fire, smoke and water on an area of about 200'x150'.	20,000
3-2-1967 12.46 hours.	Shri Krishna Woollen Mills Compound Bombay Agra Road, Bhandup.	Carding of synthetic fibre.	Employees with buc- kets and 20 chemi- cal extinguishers soda acid and foam type.	Automatic hopper feeders, electric motors, gernet wire of the breast sets, card clothing etc., severely and other parts of two carding ma- chines slightly, large quantity of synthetic fibre and woollen raw material severely damaged by fire, heat, smoke and water on ground floor of two floored R. C. C. struc- ture of about 120'x80' used as Mill.	75,000
21-2-1967 19.08 hours.	Township Colony, Eastern Express highway, Chembur, Bombay.	Private.	Firemen with engine line of 4 Motor Pumps and 2 First aid appliances.	Household articles about 71 hutments severely damaged by fire, heat, smoke and water on an area about 150'x 30' used as dwellings.	36,960
4-3-1967 06.57 hours.	Messrs. Shree Shakti Mill No. 2, Dr. Baba- saheb Ambedkar Road, Parcl.	(1) Art Silk weaving. (2) Manufactur- ing plastic articles.	Firemen with 17 jets of 11 Motor Pumps.	Preparatory Department on first floor Seven cylinder holt sizing machines, benzier with 3 drums, six twisting machines, two throw winding ma- chines, five weft winding machines, one steaming chamber, electric hoist, humidification plant, size mixing plant, processed yarn, two sectional warpings, three static eliminators. Ground floor, Block No. 9 Ager machine, metallic tubes, paper cones tubes etc. Ground floor Block 10B-120 looms, 2 humidification plants yarns on beams. Ground floor Block No. 11—Damage by water of beams in process, cloth and yarn. Poddar Plastics, 8C First Floor, one vacuum farming machine, one elec- tric oven, raw material, finished goods, by fire. 8A and 8B Ground Floor—Plastic powder and finished goods, un- finished goods, cardboard boxes, etc., by water.	5,25,00

**Appendix No. II**  
**BOMBAY FIRE BRIGADE**

*Summary of calls to Fires ( including false alarms ) showing the number of times appliances of the Fire Brigade attended and were used for extinguishing fires during the year 1966-67.*

Sr. No.	STATIONS.	NUMBER OF FIRE ALARMS ATTACHED.		HOW CALLED					HOW ATTENDED											HOW EXTINGUISHED.									
									STATION APPLIANCES			AIDING APPLIANCES.																	
		Municipal.	Private.	By Strangers.	By Fire Alarms.	Control Room	Total.	Motor Pump carrying Escape or Ladder	Extension	Fire Unit	Escape	Extension	Motor Turn table Ladder.	Fire Unit.	Trailer Pumps.	Motor Emergency Tender.	Control Post	Hose Lorry	Sand.	Buckets.	Chemical Extinguishers.	Hand Pumps.	First Aid Appliances.	Hydrants.	No. of Motor Pumps.	No. of jets.	B.A. Sets	Automatic Sprinkler heads actuated.	Foam Equipment.
1	Colaba	9	2	12	22	53	87	85	13	...	45	14	13	9	...	3	3	...	...	1	7	...	19	1	16	42	...	...	..
2	Fort	17	8	15	42	153	210	173	...	...	59	24	7	7	4	...	...	...	10	16	11	...	37	2	22	24	...	...	...
3	Memonwada	30	2	38	316	206	560	474	221	...	144	54	19	28	...	6	...	...	26	80	...	...	53	...	33	17	...	...	1
4	Gowalia Tank	27	2	17	129	184	330	305	1	...	122	102	10	3	77	...	1	...	4	15	3	...	26	1	3	...	...	...	3
5	Byculla	19	5	35	112	145	292	266	85	...	86	39	6	18	...	9	4	4	39	36	70	6	49	8	34	44	...	6	1
6	Worli	10	...	14	67	129	210	183	2	68	45	134	10	4	...	...	5	...	4	10	147	...	29	51	32	98	...	53	...
7	Dadar	24	2	18	97	185	300	259	156	...	63	145	8	23	15	...	7	...	...	16	136	...	50	17	57	80	...	1	...
8	Shivaji Park	...	...	7	51	61	119	5	101	...	72	18	...	6	...	4	2	1	...	3	21	...	11	5	7	14	...	...	...
9	Alexandra Docks	17	...	5	18	87	110	100	74	...	80	16	...	11	2	11	6	...	...	1	...	...	34	4	23	28	9	...	...
10	Mandvi	12	1	6	92	77	175	110	1	90	87	57	13	4	14	...	...	4	1	1	1	...	14	...	29	28	...	...	1
11	Sewree	10	6	7	51	91	149	12	114	5	84	72	...	39	...	11	...	...	8	13	49	...	32	30	63	75	...	76	2
12	Andheri	10	...	6	21	331	358	...	268	54	...	92	...	...	2	50	1	...	3	2	21	1	30	16	56	60	...	...	...
13	Vikhroli	...	...	16	...	156	172	...	138	2	...	43	...	8	1	42	1	2	4	...	1	...	18	3	32	42	...	...	...
14	Chembur	...	...	15	...	95	110	...	125	...	5	27	...	...	5	...	1	...	...	...	...	...	16	12	18	38	...	...	...
	<b>Total</b>	<b>185</b>	<b>28</b>	<b>211</b>	<b>1018</b>	<b>1953</b>	<b>3182</b>	<b>1972</b>	<b>1319</b>	<b>219</b>	<b>892</b>	<b>837</b>	<b>86</b>	<b>150</b>	<b>120</b>	<b>136</b>	<b>31</b>	<b>11</b>	<b>99</b>	<b>194</b>	<b>466</b>	<b>7</b>	<b>418</b>	<b>150</b>	<b>425</b>	<b>580</b>	<b>9</b>	<b>136</b>	<b>8</b>

**Appendix No. III**

*Monthly summary of Fires and annual losses for the period from 1957-58 to 1966-67.*

Year.	April	May	June	July.	Aug.	Sept.	Oct.	Nov.	Dec.	Jan.	Feb.	March	Total.	Estimated Loss.
														Rs.
1957-58	...	70	51	59	51	61	49	87	78	90	103	65	112	876 57,92,917
1958-59	...	104	105	182	65	70	60	78	110	114	111	71	95	1,165 1,29,34,843
1959-60	...	102	91	93	70	70	75	83	124	108	118	137	127	1,198 1,71,31,950
1960-61	...	100	120	95	71	67	83	138	136	153	161	116	140	1,370 75,79,810
1961-62	...	131	104	87	101	56	82	120	187	109	137	119	125	1,358 82,24,968
1962-63	...	116	132	142	120	103	89	171	148	116	143	140	169	1,589 1,89,08,544
1963-64	...	169	149	155	122	107	140	157	160	184	210	170	143	1,828 73,25,612
1964-65	...	152	146	164	121	123	78	148	188	168	151	144	149	1,732 1,18,84,025
1965-66	...	154	154	139	148	116	115	151	170	133	156	145	171	1,752 1,11,20,000
1966-67	...	163	138	115	136	91	114	143	200	180	171	135	169	1,755 95,76,772

**APPENDIX No. IV**  
**BOMBAY FIRE BRIGADE**

Types of Rescue Work	In Fires	In accidents.	Total
(1) Number of persons rescued alive with burns and/or injuries and subsequently recovered ... ..	178	377	555
(2) Number of persons rescued alive with burns and/or injuries but subsequently died ... ..	24	79	103
(3) Number of human lives lost before arrival of the Brigade ... ..	12	128	140
(4) Number of casualties amongst Fire Service Personnel ... ..	..	..	..
(5) Number of animal lives rescued ... ..	..	11	11

**APPENDIX No. V**  
**BOMBAY FIRE BRIGADE**

**Fire Risk Covered :**

(a) Textile, Woollen, Silk and artificial Silk (Rayon etc. Mills) ... ..	167
(b) Ginning Mills ... ..	..
(c) Cotton Presses ... ..	30
(d) Oil Mills ... ..	32
(e) Petrol and Oil Storages and refineries ... ..	194
(f) Match factories, fireworks and explosives manufacturers ... ..	2
(g) Explosives stores ... ..	9
(h) Processes involving dangerous petroleum products ... ..	5
(i) Cinematograph films, Celluloid Plastics and Bakelite Works ... ..	165
(j) Timber and wood working paper manufacture ... ..	204
(k) Chemical Works ... ..	40
(l) Gas and Electricity Undertaking ... ..	12
(m) Docks, Railways, Air-Port installations ... ..	28
(n) Warehouses, Goods Yards, Goods Sheds ... ..	462
(o) Manufacture of Rubber Goods ... ..	32
(p) Manufacture of other goods ... ..	269

**Water Facilities :**

(1) Hydrants and approximate capacity ... ..	9,220
(2) Water ponds ... ..	42
(3) Refilling Places ... ..	13
(4) Wells, Rivers and Canals ... ..	848
(5) Other facilities like static tanks, storage tanks, etc. ... ..	68
	AND
	Sea Water
	around the
	island of
	Bombay

## APPENDIX No. VI

*Brief details of serious House Collapses during the year 1966-67.*

Date and Time.	Place.	Business	CASUALTIES		Details.	
			Death.	Injured.		
10-5-1966 20.48 hours.	Deo Bhavan, 68/70 Mody Street, Fort, Bombay 1	Private	...	4	12	Entire north/west portion of a five floored building consisting of sanitary block, common passage, part of staircase and a number of tenement rooms collapsed, injuring and trapping a number of persons and killing four persons. 59 persons, stranded on the first floor were brought to safety by means of Escape, Extension and Turn Table Ladder. Trapped persons were extricated. The injured were removed to hospitals.
25-7-1966 17.46 hours.	17, Narsi Natha Street, (Kashevji Naik Road).	Executor and Trustees.	...	...	...	The entire rear side of a five floors brick walled building about 80'x40' used as office and dwellings collapsed. Fortunately nobody was injured. The building was already under repairs and the portion collapsed was stated to be vacated already. For the sake of safety the inhabitants of the remaining part of the building were also asked to vacate with the help of the Station Master, Masjid Railway Station, the Harbour line was stopped for some time. The remaining dangerous portion of the affected building was pulled down by the Railwaymen with the help of the Brigade personnel.
28-7-1966 14.40 hours.	Wanzewadi Mosque, Mahim, Bombay 16.	Managing Trustees.]	...	...	15	R. C. C. slab (35'x30') being constructed over the pond of the Wanzewadi Mosque collapsed, thus resulting in injuries of varying nature to fifteen persons. All the persons were rendered first-aid, removed to the hospital in Brigade Ambulance and all the injured persons except one were treated and allowed to go.

# MUNICIPAL GARDENS

## Gardens (City)

During the year 1966-67 the department maintained 164 sites consisting of 54 gardens 77 recreation grounds, 3 fountains 8 traffic islands, 6 open spaces, 8 band stands 5, box hedges and 3 statues.

3 New sites were developed into gardens and development of other 3 sites was under progress during the year under report.

### Victoria Gardens

Victoria Garden which is already an attraction to the visitors to Bombay has been recently added with single mosaic chairs to bring about novelty over tepical wooden and mosaic benches. Cages and fencing have been decorated by multi colour paintings.

### Queens Road Garden

The old European cementry of Bombay which is at present known as visitors paradise and the main attraction of the Bombay City, is the first of the pains poured in by this department. The attractive fencing prepared out of pictures of grills, makes the visitors to flock in which are then further attracted by a number of novelties in this garden.

### Sion Fort Hill

One of the neglected corners of the city which was in charge of the Archeological Department of Govt. of India has been taken over by the Corporation and handed over to this department. The site is under the project of land scape gardening. The water fall giving natural appearance is the main attraction of this site. The attractions treated from the circulating water is one of the main features of this project.

Land scaping with flowing waters and fountains is also one of the attractive features. These attractions are making this corner more and more crowded and adding the beauty to the city.

Benches were provided in all the gardens according to requirements. Lawns and roads in all the public gardens are maintained in good condition.

1,900 tree saplings were planted on the roadsides and its growth is satisfactory, as new system of planting grown up saplings instead of small ones is adopted.

Elephant, camel, pony and boating rides were the main attractions of Victoria Gardens.

Wild life week was celebrated and it was great success.

This department took part in the vegetable, fruit and flower show as usual.

A nominal entrance fee of Rs. 0-05 per adult above 12 years was introduced from 18-4-1966 for entry the Victoria Gardens Zoo and total income of Rs. 1,44,997, is derived during the year under report.

Categorywise summary of the live stock of Zoo section is as under :—

1. Mammals	451 Nos.
2. Birds	472 Nos.
3. Reptiles	39 Nos.

Total 962 Nos.

**Increase:** 873 mammals and 85 birds were born, 155 mammals, 7 birds and 2 reptiles were received a present 22 mammals, 37 birds and 12 reptiles were purchased.

**Decrease:** 38 mammals, 60 birds and 20 reptiles died, 645 mammals, 39 birds and 2 reptiles were sold.

During the year 186 wild animals, birds and reptiles were treated in the Zoo hospital and 144 specimens of pathobacteriological interest were examined at Sr. Veterinary Inspector's office and Bombay Veterinary College.

Veterinary students were taken round the Zoo and instructions were imparted on the subject of securing wild animals, their treatment, feeding and management, etc.

The total expenditure and income of all the gardens and recreation grounds in Greater Bombay is Rs. 13,43,429 and Rs. 2,82,277.

## Gardens (Suburbs.)

5 new gardens were laid out during the year bringing the total No. of gardens to 39. Besides 2 play grounds 1 bandstand and 1 traffic island were maintained.

### Juhu Park Santa Cruz

It is the main attraction of suburban Lites as Lion Club has provided with modern type of children's play aparata at the cost of Rs. 80,000 in the Park.

80 tree saplings were planted on the roadsides.

## Gardens (Extended Suburbs)

1 New garden was laid out during the year bringing the total No. of gardens to 10. Besides 1 statue is maintained and benches were provided in a few gardens according to the requirements.



## VICTORIA AND ALBERT MUSEUM

During the year under report the Office of the Curator of Museum was held by Shri S. W. Apte, the Chief Librarian who had been asked to look after the duties of the C. M. in addition to his own. The progress report of the Victoria and Albert Museum in terms of the visitors, sale proceeds of the admission tickets etc., is summarised below :—

Year	No. of days when Museum was open	No. of visitors to the Museum	Sale proceeds of admission tickets.	Sale proceeds of Museum Brochures	Total expenditure
			Rs.	Rs.	Rs.
1965-66	... 305	7,08,313	17,180.60	56.00	44,789.00
1966-67	... 304	6,54,648	16,205.55	56.00	40,362.00

## MUNICIPAL LIBRARIES

As per Corporation Resolution No. 114, dated 24-5-1965, 14 Municipal Free Reading Rooms and Libraries out of 22 in Greater Bombay have been handed over to the Mumbai Marathi Granth Sangrahalaya for management. The progress in respect of Free Reading Rooms and Libraries in terms of new books purchased, visitors, etc., is summarised below :—

Libraries	Year	New Books purchased	Purchased Cost	Visitors	Income	Grant-in aid	Expenditure	Payment
					inclusive of Grant-in-aid received from Government	received from Government	exclusive of payment made to M.M.G.S.	made to the M.M.G.S.
			Rs.		Rs.		Rs.	Rs.
City	1965-66	2,272	9,794	3,45,045	945	...	83,717	10,000
	1966-67	1,500	5,312	2,40,197	481	...	65,888	30,000
Suburbs	1965-66	458	1,929	80,102	1,351	...	10,343	2,000
	1966-67	432	1,672	35,439	209	...	6,825	6,000
Extended Suburbs	1965-66	4	8	21,703	388	...	9,816	2,000
	1966-67	...	...	...	...	...	8,200*	6,000

\* This expenditure is on account of Staff for the Libraries which are transferred to M. M. G. S. On the Staff being permanently absorbed in the City Libraries, this expenditure will also be transferred to City Libraries.

S. W. APTE,  
Chief Librarian.

# CENTRAL STORES

*Tenders and Contracts.*—Tenders were invited for the purchase of Stores (other than Plant & Machinery and Dietary articles) during the year under Report in 216 cases as against 222 cases in the preceding year. The number of contracts for the various schedule articles entered during the year was 262 as against 291 in the preceding year. The number of casual or market enquiries or quotations invited for articles not covered under the schedule was 483 as against 656 in the preceding year.

*Plant & Machinery and Furniture Section*—This Section has made various purchases of Plant & Machinery and wooden & Steel Furniture, Electrical and Automobile Accessories including tyres, tubes, petrol, diesel and lubricating oils for Municipal departments. For this purposes 99 tenders by public advertisement and 30 sealed quotations were invited involving a total cost of Rs. 38.69 lakhs approximately. 115 Contracts for various articles under Plant & Machinery and Furniture Section were entered into during the year. Wooden & Steel Furniture required by various departments and Hospitals were standardised purchased and inspected by the staff of this Section.

*Diet Section*—25 Tenders amounting to Rs. 28.87 lakhs approximately were invited for the supply of dietary articles to Hospitals and Maternity Homes. In respect of item other than dietary articles 15 tenders were invited involving a total amount of Rs. 11.85 lakhs approximately. 25 Contracts for various articles under Diet Section were entered during the year. For various hospitals and maternity homes about 3,742 quintals of wheat and rice worth about Rs. 2.43 lakhs were also purchased.

*Sale of unserviceable articles* :—The total amount realised by the sale of unserviceable articles including mixed scrap (excluding cast iron scrap which was retained for Municipal use) by private offers during the year, amounted to Rs. 2.08 lakhs as against Rs. 2.70 lakhs in the preceding year.

*Steel & Cement* :—Statutory control over prices and distribution of iron and steel other than M.S. Plates, sheets, etc. was with-drawn by Government with effect from 1st March 1964 and the position continued to remain so. M. S. Rounds were available in Open Market and the contractors were allowed to purchase the same directly from the market. Some quantities, however, were purchased to meet requirements against some of the contracts in which M. S. Rounds were to be supplied to the contractors.

Statutory control over distribution of cement was also withdrawn by Government with effect from 1st January 1966 and there is no change since then. The price and allotment of cement in large quantities, however, were controlled by Cement Allocation & Co-ordinating Organization (CACO). The practice of giving sub-authorisations to Municipal Contractors for making their own arrangements to obtain cement from suppliers and transport the same to sites of works continued. As however, some difficulty was experienced in this practice, more cement was purchased and stored in Municipal Godown for issue to Municipal contractors against sub-authorisations.

No cement was issued during the year to private parties against the notices issued by City Engineers' Department for house repairs, set-back works, etc.

During the year about 10711 M. Tons of cement worth about Rs. 20.96 lakhs, 3647 M. Tons of Iron materials worth about Rs. 33.02 lakhs, 1,49,690 Metres of Cast Iron Pipes worth about Rs. 60.77 lakhs, 24838 Metres of Galvd. iron pipes worth about Rs. 1.32 lakhs and 3,94,408 Metres of cloth worth about Rs. 5.14 lakhs were purchased.

The value of stores and other materials purchased for stock at Central Stores during the year, including articles received from other departments on Return Stores Mema amounted to Rs. 184.75 lakhs as against Rs. 141.08 lakhs in the preceding year. Purchase of articles by Direct Debit to departmental grants amounted to Rs. 9.49 lakhs approximately.

Most of the articles purchased were of Indian Manufacture due to Import Restrictions and the value thereof amounted to Rs. 175.61 lakhs and the value of foreign goods purchased amounted to Rs. 9.14 lakhs approximately.

4724 orders for the purchase of stores were placed with the contractors and other dealers as against 5210 orders in the preceding year.

26815 Indents and Sales Mema were received from the departments as against 25,630 in the preceding year.

The total turn over of this department *viz.* the receipts and issues of stores during the year came to Rs. 327.43 lakhs as against Rs. 250.67 lakhs in the preceding year.

The balance of stock on hand on 31st March 1967 was worth Rs. 138.52 lakhs as against Rs. 96.46 lakhs in the preceding year.

Statement "A" showing Stores transactions during the year as required by Clause XIX of the Stores Audit Manual (Appendix "O") and Statement "B" showing the details of the stock on hand at the close of the year are appended.

K. S. PESINA,  
Controller of Stores.

## APPENDIX 'O'

Statement 'B' showing the details of stock held on 31st March 1966 and 1967 at Central Stores

Serial No.	PARTICULARS	Balance on 31st March 1966		Balance on 31st March 1967	
		Rs.	P.	Rs.	P.
	<b>CAPITAL ACCOUNT</b>				
(1)	Cement	12,17,860.29		3,17,643.16	
(2)	C. I. Pipes, Manholes, Hydrants, Water and Drainage Castings, etc.	46,15,851.06		77,42,569.00	
(3)	M. S. Round Bars, flats, squares, C.I. G.I. and Black sheets, plates S. P. tanks, etc.,	4,82,884.01		27,77,376.91	
(4)	Pipes Stoneware and Hume	3,943.28		6,949.27	
(5)	Galvanized Pipes and Fittings	5,90,669.11		4,42,272.98	
(6)	Lead Pig and Lead Wool and Lead Pipes	7,02,618.01		7,35,113.91	
(7)	Asbestos sheets and pipes and fittings	4,58,746.07		1,91,752.94	
	<b>LINE SUSPENSE ACCOUNT.</b>				
(8)	Water works castings on the line	86,802.99		86,802.99	
	<b>GENERAL ACCOUNT.</b>				
(9)	Spindles brass and fittings	3,18,399.39		3,93,247.14	
(10)	Meter parts	8,313.69		8,313.69	
(11)	Bolts, Nuts, Rivets, Nails, Washers and Hardware, etc.	41,313.33		39,072.43	
(12)	Brooms, Gobs, Dags and Brushes	17,325.68		21,320.27	
(13)	Cables and wires	13,409.79		93,506.87	
(14)	Electric Accessories, Bulbs Fans Electrodes, Dry cells, etc.	94,776.42		62,201.25	
(15)	Files and Rasps	4,239.22		3,129.60	
(16)	Motor spare parts				
(17)	Oil Castor, Coconut, Sweet, Kerosene, Grease, Lubricating, etc.	5,813.40		9,653.87	
(18)	Timber, Ladder, Shaft Bhandiwood, Nowghani Poles, Plywood sheets, etc.	2,434.83		1,292.57	
(19)	Clothing	4,43,062.79		4,00,237.36	
(20)	Disinfectants, Tropical chloride of Lime, Cleaning powder,	11,368.87		12,017.22	
(21)	Motor tyres, tubes,				
(22)	Tools, Machinery, foot rules, spanners, drills, saws, auger screws, etc	28,848.76		22,596.35	
(23)	Soap and Soda	26,949.45		40,382.45	
(24)	Baskets cane, bamboo and wooden	13,678.49		9,514.88	
(25)	Buckets, dust bins, Ghamelas, Enamelware, Glassware, Hurricane Lanterns, etc.	1,11,628.15		1,20,864.02	
(26)	Hose rubber, belting, canvas	26,316.01		37,853.51	
(27)	Firewood, Cas coke, Steamcoal, coaltar, pitch, charcoal, etc.				
(28)	Wires, brass rods, copper sheets, zinc sheets, etc.	79,537.05		91,518.92	
(29)	Leather hides, chamois, chappals, plungers, boots and other leather articles	17,077.68		6,309.78	
(30)	Coir goods, cotton goods, yarn spun, waste cotton, packing asbestos, etc.	23,373.40		10,758.82	
(31)	Paints, Powders, linseed oil and turpentine	33,345.75		61,374.18	
(32)	Locks of sorts	11,229.63		14,775.28	
(33)	Miscellaneous, (Polish, candles, glue, gum, tiles, Powras, showels, typewriters, etc.)	1,54,292.73		91,960.70	
	<b>Total Rs.</b>	<b>96,46,109.33</b>		<b>1,38,52,382.32</b>	

K. S. PESINA,  
Controller of Stores.

## APPENDIX 'O'

Statement 'A' showing Stores Transactions during the year 1966-67

Particulars	Capital Stores	General Stores	Line Suspense Account	Total of Columns 2, 3 & 4
(1)	(2)	(3)	(4)	(5)
	Rs.	Rs.	Rs.	Rs.
Value of Stores on hand on 1st April 1966.	80,72,571.83	14,86,734.51	86,802.99	96,46,109.33
Value of stores received including transfers during 1966-67 ...	1,32,97,060.09	51,77,460.65	Nil.	1,84,74,520.74
Total ...	2,13,69,631.92	65,64,195.16	86,802.99	2,81,20,630.07
Less—Value of stores issued including transfer during 1966-67 ...	91,55,953.75	51,12,294.00	Nil.	1,42,68,247.75
Balance on 1st April 1967 ...	1,22,13,678.17	15,51,901.16	86,802.99	1,38,52,382.32

K. S. PESINA,  
Controller of Stores.

# LICENCE DEPARTMENT

Licence Department functions in various wings namely (1) Licence Section, (2) Encroachment Section (3) Stall Board Section, (4) Advertisement Section and (5) Shops and Establishments Section and deals with Sections 394, 412A, 393, 313A, 313B, 414, 328 and 328A of the Bombay Municipal Corporation Act and the Bombay Shops and Establishments Act 1948, Payment of Wages Act 1936, Minimum Wages Act 1948 and Workmen Compensation Act 1923.

## LICENCE SECTION

This Section issues licences under Section 394, 412A and 393 of the Bombay Municipal Corporation Act with a view to regulate storages of hazardous and combustible goods, trades, steam whistle and steam trumpets on recovery of licence fees as per the schedule approved by the Corporation *vide* Corporation Resolution No. 1947 of 26-3-1964.

Development Control rules are made strictly applicable to the cases where the storages and trades have come up on and after 1-4-64. Those prior to this date are allowed on merits. A "Guide for licensing of storages and trades *vis-a-vis* Development Control Rules" is published for the guidance of the staff.

Total number of licences issued during the last three years under Sections referred to above is shown in Appendix 'A'.

## ENCROACHMENT SECTION

This Section functions with double purpose namely controlling hawkers and squatters by Licensing under Section 313A and B of the Bombay Municipal Corporation Act and prohibiting unauthorised hawkers from the roads and footpaths under Section 314 with the help of encroachment removing lorries. The total number of licences given to hawkers and squatters is given in Appendix 'B'.

As reported last year, Hawkers 'Sub-Committee has been appointed by the Corporation, to consider the question of suitably modifying the existing policy of issuing hawkers licences with a view to finding out some solution for hawkers nuisance and also to provide more licences to hawkers by creating more R.As. at suitable places without detriment to the traffic and other requirements. Accordingly, new Reserved Areas are created and licences are being issued by the Ward Officers in consultation with the Ward Councillors.

During the year, 2,831 auction sales of the articles seized by the encroachment removal staff but not redeemed by the parties were held out of which 2,713 were in respect of perishable goods and 118 were in respect of nonperishable goods. Amount of Rs. 32,515 was realised as auction sale proceeds as against Rs. 30,910 last year.

## STALL BOARD SECTION

This Section deals with issue of licences for erection of Stall Board, Weather Frame, Overhanging Awning Show Cases, Steps, Cupboards etc., under Section 313(1) of the Bombay Municipal Corporation Act. The total number of licences issued and the amount realised by way of licence fees during the last three years is given in Appendix 'C'.

## ADVERTISEMENT SECTION

This Section enforces Section 328 and 328A of the Bombay Municipal Corporation Act and thereby regulates various types of advertisements in Greater Bombay.

A booklet containing the "Policy and Procedure for advertisement permits" has been printed for the guidance of the staff.

## PROSECUTIONS

During the year under report, the prosecutions were launched for the offences against the provision of the Section 394, 328, 328A and 412. The details thereof along with the details of the preceeding two years are given in Appendix 'E'.

## MASS RAIDS

The Mass Raid Section created two years back was found effective for control on locating unauthorised storages and in keeping the roads and footpaths clean, the same was, therefore, continued during the year under report. This Section has taken 41 mass raids during the year and the results thereof are shown in Appendix 'K'.

## SHOPS AND ESTABLISHMENTS SECTION

This Section administers Bombay Shops and Establishments Act 1948, Payment of Wages Act 1936, Minimum Wages Act, 1948 and Workmens' Compensation Act 1923.

The total number of establishments registered under Section 7 of the Bombay Shops and Establishments Act 1948 is given in Appendix 'F'.

The number of complaints pending at the close of the previous year, received and investigated during the year and pending at the end of the year is shown in Appendix 'G'.

A statement showing number of prosecutions launched, fines inflicted etc., during the preceeding year and the year under report is shown in Appendix 'H'.

**Financial.**—The Government sanctioned a total grant-in-aid of Rs. 3,33,913 for the year 1966-67 a part of expenditure towards administration of the Bombay Shops and Establishments Act 1948, during the year 1965-66. Out of the above grant, a share of Rs. 2,72,926 was allocated for City (Budget A Division I), Rs. 48,937 for Suburbs (Budget 'A' Division II) and Rs. 12,050 for Extended Suburbs (Budget 'A' Division III). The income by way of registration etc., fees for the year 1966-67 was Rs. 2,34,289.98 for City, Rs. 48,220.48 for Suburbs and Rs. 22,506.40 for Extended Suburbs. The figures of income for the previous year were Rs. 2,51,096.95, Rs. 48,582.99 and Rs. 20,167.73 for City, Suburbs and Extended Suburbs respectively. The expenditure on account of the administration of the Bombay Shops and Establishment Act, 1948 and Payment of Wages Act, 1936, etc., during the year 1966-67 was Rs. 4,67,636.20 for City Rs. 1,13,381.43 for Suburb and Rs. 50,996.46 for Extended Suburbs (exclusive of Provident Fund and leave contributions and supervision charges).

**Payment of Wages Act 1936.**—The number of complaints received and disposed of during the year is shown in Appendix I. During the year under report 3 cases were filed under the Act out of which 2 have been decided and 1 is pending at the close of the year.

**Minimum Wages Act, 1948.**—The total number of visits paid to the establishments covered under the Act for the enforcement of the Act during the year are as under:—

Category	City	Suburbs	Extended Suburbs
Shops ... ..	4,389	916	410
Commercial Establishments ... ..	1,659	223	108
Restaurants and Eating Houses ... ..	1,119	322	83
Total .. ..	7,167	1,461	601

As a result of intervention of the Inspector of this Section, an amount of Rs. 24,316.14 was distributed to 455 employees from City Rs. 424.25 to 5 employees from Suburbs and Rs. 730 to 2 employees from extended suburbs by way of increase in wages, difference, etc. The number of complaints received and disposed of during the year is shown in Appendix J.

**Workmens' Compensation Act, 1923.**—During the year under report only one establishment from Suburbs was visited for the purposes of investigation of complaint received under the above Act and nothing actionable was detected thereat by the Inspector.

#### GENERAL

The Wardwise Administration is continued and fully implemented. The Licensing Section of the Pand R Wards were located at Malad Office which have now been bifurcated for the convenience of the public. The section of the 'P' Ward is situated at Malad Office and that of 'R' Ward at Borivali.

Renewal of licences under Section 314, 412A and 313A (Stall board projection etc.) was done during the month of April 1966. As per the usual practice, mass raids were held for licence, advertisement, encroachment section as well as for the purpose of Bombay Shops and establishment Act and the Minimum wages Act as in the Appendix 'K' and 'L' respectively.

C. K. PATEL  
Superintendent of Licences.

**APPENDIX 'A'**

*Statement showing the no. of licences and permits issued and fees recovered in the years 1964-65 to 1966-67.*

Particulars.	NO. OF LICENCES AND PERMITS									AMOUNT OF FEES REALISED								
	CITY			SUBURBS			EXTENDED SUBURBS			CITY			SUBURBS			EXTENDED SUBURBS		
	1964-65.	1965-66.	1966-67.	1964-65.	1965-66.	1966-67.	1964-65.	1965-66.	1966-67.	1964-65.	1965-66.	1966-67.	1964-65.	1965-66.	1966-67.	1964-65.	1965-66.	1966-67.
(1) Commodities and trades including milk & its products (Section 394 and 412A) ...	29,466	37,502	45,195	8,735	9,303	9,957	2,862	2,576	3,326	24,13,387.65	25,69,817.58	27,10,641.88	8,22,755.87	12,73,668.49	13,03,118.06	2,69,597.98	4,18,330.00	5,07,050.62
(2) Blowing steam whistle (Section 393) ...	34	43	44	5	10	17	1	...	1	1,360.00	1,327.50	1,555.00	155.00	332.50	589.13	40.00	...	30
(3) Factory permits (Section 390) ...	...	...	...	105	...	...	71	169	75	...	...	...	36,018.95	...	...	19,391.25	28,286.00	20,740.00
Total ...	29,500	37,545	45,239	8,845	9,313	9,974	2,934	2,745	3,402	24,14,747.65	25,71,145.08	27,12,196.88	8,58,929.82	12,74,000.99	13,03,707.19	2,89,029.23	4,46,616.00	5,27,820.62
(4) Transfer of fees (Section 394 and 412A) ...	236	...	445	153	...	172	58	...	55	2,399.50	6,986.00	6,638.60	1,332.25	1,890.25	1,963.25	509.50	415.00	550.00
Grand total ...	29,736	37,545	45,684	8,998	9,313	10,146	2,992	2,745	3,457	24,17,147.15	25,78,131.08	27,18,835.48	8,60,262.07	12,75,891.24	13,05,670.44	2,89,538.73	4,47,031.00	5,28,370.62



## APPENDIX 'E'

Statement showing the no. of Hawkers and Licences issued and amount of fees collected during the year 1964-65 to 1966-67.

Description	Year	NO. OF LICENCES ISSUED			AMOUNT OF FEES COLLECTED		
		City	Suburbs	Extended Suburbs	City	Suburbs	Extended Suburbs
(1) Squatter's fees collected in the reserved areas (under Section 313).	1964-65 ...	38,352	5,406	122	Rs. 7,10,675.25 (total revenue of items 1 & 2)	Rs. 94,704.55	Rs. 13,211.50
	1965-66 ...	50,548	6,700	152	9,03,513.48 (total revenue of items 1 & 2)	1,84,487.00	15,778.55
	1966-67 ...	53,369	5,985	146	10,36,732.93 (total revenue of items 1 & 2)	2,45,648.12	18,265.60
(2) Fees received from itinerant hawkers licences (under Section 313-A).	1964-65 ...	12,807	5,243	43	...	39,203.70	3,095.60
	1965-66 ...	14,152	5,732	117	...	54,488.40	11,489.00
	1966-67 ...	16,491	5,857	185	...	55,339.40	21,502.03
Total of items land 2 ...	1964-65 ...	51,159	10,649	165	7,10,675.25	1,33,908.25	16,307.10
	1965-66 ...	64,700	12,432	269	9,03,513.48	2,41,975.40	27,267.55
	1966-67 ...	69,860	11,842	331	10,36,732.93	3,00,987.52	29,767.63
(3) Recovery of expenses (under Section 490) for removal of Encroachments under Section 314.	1964-65 ...	...	3,256	863	2,66,837.50	19,749.25	19,749.25
	1965-66 ...	...	7,132	858	2,64,272.70	39,438.55	19,098.50
	1966-67 ...	...	...	...	2,92,747.32	37,941.80	21,174.42
Final Total ...	1964-65 ...	51,159	13,905	1,028	9,77,512.75	1,53,657.50	36,056.35
	1965-66 ...	64,700	19,564	1,127	11,67,786.18	2,81,413.95	46,366.05
	1966-67 ...	69,860	11,842	331	13,29,480.25	3,38,929.32	50,942.05

## APPENDIX 'C'

Statement showing the number of licences issued in respect of Stall Boards, etc., projections in City, Suburbs and Extended Suburbs during the year under report

	NO. OF LICENCES ISSUED			AMOUNT OF FEES RECOVERED		
	City	Suburbs	Extended Suburbs	City	Suburbs	Extended Suburbs
				Rs.	Rs.	Rs.
	30,556	1,113	208	12,67,676	85,161	16,460

**APPENDIX 'D'**

*Statement showing the number of permits for advertisements issued and amount of fees collected during the year 1964-65 to 1966-67 under Section 328, 328A*

Particulars	NUMBER OF ITEMS									AMOUNT OF FEES (including composition)								
	CITY			SUBURBS			EXTENDED SUBURBS			CITY			SUBURBS			EXTENDED SUBURBS		
	1964-65	1965-66	1966-67	1964-65	1965-66	1966-67	1964-65	1965-66	1966-67	1964-65	1965-66	1966-67	1964-65	1965-66	1966-67	1964-65	1965-66	1966-67
									Rs.	Rs.	Rs.	Rs.	Rs.	Rs.	Rs.	Rs.	Rs.	Rs.
(1) Wall posters hoardings and boards	...	...	...	...	...	...	...	...	...	...	...	...	...	...	...	...	...	...
(2) Moveable boards and hand-carts	...	...	...	...	...	...	...	...	...	...	...	...	...	...	...	...	...	...
(3) Illuminated advertisement skysigns	3,851	5,182	6,214	1,126	1,224	1,273	223	354	342	4,90,306.35	5,53,298.40	7,51,299.44	1,69,728.23	1,85,329.00	1,83,018.76	35,103.28	45,564.31	44,560.09
(4) Non-illuminated skysigns	...	...	...	...	...	...	...	...	...	...	...	...	...	...	...	...	...	...
(5) Wall paintings	...	...	...	...	...	...	...	...	...	...	...	...	...	...	...	...	...	...
(6) Ground rent	...	...	...	...	...	...	...	...	...	41,033.00	41,535.00	...	...	...	...	...	...	...
<b>Total</b>	3,861	5,182	6,214	1,126	1,224	1,273	223	354	342	5,31,339.35	5,74,833.40	7,51,299.44	1,69,728.23	1,85,329.00	1,83,018.76	35,103.28	45,564.31	44,560.09

**APPENDIX—E**

*Statement showing the number of prosecutions launched during the years 1964-65 to 1966-67 and the results thereof*

Year	Office under Section	No. of Cases Remaining Undisposed of			Total No. of Cases Instituted			No. of Cases Withdrawn on Compliance of Law			No. of Cases Which Resulted in Conviction			Amount of Fines Inflicted			No. of Cases Which Resulted in Acquittal			No. of Cases Remaining Undisposed on 31-3-67		
		City	Suburbs	Extended Suburbs	City	Suburbs	Extended Suburbs	City	Suburbs	Extended Suburbs	City	Suburbs	Extended Suburbs	City	Suburbs	Extended Suburbs	City	Suburbs	Extended Suburbs	City	Suburbs	Extended Suburbs
														Rs. P.	Rs. P.	Rs. P.						
1964-65	... 394	2,104	159	232	1,164	1,105	228	255	314	50	2,438	374	193	58,005.00	42,940.00	10,120.00	13	17	24	672	559	193
1965-66	... ..	672	559	193	2,302	1,513	525	509	290	44	1,879	408	260	1,64,485.00	77,860.00	24,855.00	43	8	47	543	1,366	367
1966-67	... ..	543	1,366	367	1,634	1,105	484	428	400	70	776	587	249	1,44,110.00	98,945.00	46,465.00	50	11	66	923	1,473	466
1964-65	... 412A	4	...	...	6	...	...	...	...	...	6	...	...	30.00	...	...	...	...	...	4	...	...
1965-66	... ..	...	...	...	...	...	...	...	...	...	...	...	...	...	...	...	...	...	...	...	...	...
1966-67	... ..	3	...	...	12	...	...	...	...	...	8	...	...	40.00	...	...	...	...	...	4	...	...
1964-65	... 328 & 328A	3,991	81	...	552	357	...	1,407	320	...	232	14	...	1,450.00	210.00	...	15	3	...	2,889	101	...
1965-66	... ..	2,889	101	...	759	582	32	1,330	119	9	143	79	6	1,500.00	933.00	27.00	4	...	1	2,171	485	16
1966-67	... ..	2,171	485	16	888	229	33	1,363	520	16	345	94	22	8,761.00	4,648.00	227.00	29	10	...	1,322	90	11

## APPENDIX 'F'

Category	City	Suburbs	Extended Suburbs
Shops ... ..	59,279	15,901	5,513
Commercial Establishments ... ..	24,349	1,752	2,165
Residential Hotels ... ..	270	65	12
Restaurants and Eating Houses ... ..	5,052	1,577	507
Theatres etc. ... ..	71	16	8
Total ... ..	89,021	19,311	8,205

## APPENDIX 'G'

No. of complaints	City	Suburbs	Extended Suburbs
Pending at the close of the previous year ... ..	60	7	6
Received during the year ... ..	1,984	313	89
Investigated during the year ... ..	2,005	306	89
Pending at the end of the year ... ..	39	14	6

## APPENDIX 'H'

Year	Cases pending from the previous year	Cases filed	CASES DISPOSED OF					Total	Cases pending at the close of the year	Fines	Average fine per case
			Convictions	Withdrawals	Acquittals	Abated	Warned and discharged				
<i>City</i>											
1965-66...	1,579	8,138	7,268	34	25	1	...	7,328	2,389	2,68,173	36.22
1966-67...	2,389	12,395	12,581	137	36	2	...	12,756	2,028	4,01,442	31.9
<i>Suburbs</i>											
1965-66...	270	1,559	1,254	14	2	1	...	1,311	518	48,085	37.90
1966-67...	518	1,456	1,516	1	1	1	...	1,520	454	50,870	33.56
<i>Extended Suburbs</i>											
1965-66...	50	375	377	11	...	...	...	388	37	11,840	31.44
1966-67...	37	427	396	1	2	...	...	399	65	12,135	30.08

## APPENDIX 'I'

Complaints	City	Suburbs	Extended Suburbs
Pending at the close of the previous year ... ..	1	...	2
Received during the year ... ..	132	54	24
Disposed of during the year ... ..	132	54	26
Pending at the end of the year ... ..	1	...	...

## APPENDIX 'J'

Complaints	City	Suburbs	Extended Suburbs
Pending at close of the previous year ... ..	2	...	...
Received during the year ... ..	317	17	...
Investigated during the year ... ..	318	17	...
Pending at the end of the year ... ..	1	...	...

## APPENDIX ' K '

Statement showing the results of 41 mass-raids taken during the year 1966-67.

Serial No.	Under Section	Total Number of Premises inspected	Total Number of licences	No. of cases in which infringements were detected	No. of new cases detected
1	394	8,282	3,560	411	1,377
2	313 and 313A	4,737	2,476	529	1,927

## Under Section 313-A

(Mass-raids for removal of unauthorised encroachments and projections on foot-path)

- No. of items including hand-carts removed as encroachments: loaded Hand carts 185, Empty Hand Carts 166, items 3405.

## Under Section 328 and 328A

- Removal of wall posters found pasted on municipal property: ... ..
- Total No. of advertisements detected: ... .. 4,172 and 4 theatre decorations.

## APPENDIX ' L '

				City	Suburbs	Extended Suburbs
Shops and Establishments Act	...	...	...	470	187	53
Minimum Wages Act	...	...	...	11	...	...

# MARKET DEPARTMENTS

(CITY)

1. **Receipts.**—The total income from the Markets and Slaughter Houses was Rs 74.50 lacs as against Rs. 69.41 lacs in the preceding year.

2. **Markets.** In all there were 42 Markets in the City 26 Municipal and 16 Private Markets (Licensed by the Bombay Municipal Corporation). The licence fees recovered from the owners of these private markets amounted to Rs 93,423.00 as against Rs 1,14,551.00 during the previous year.

3. **Outside Shops.**—There were 199 (188 meat and 11 fish) outside Shops in the City licensed by the Municipal Corporation in addition to meat and fish stalls in Municipal and Private Markets, for sale of mutton, beef, pork and fish. The licence fee realized was Rs. 18,875.00. 59 licences were issued to Private parties for the sale of imported meat, refrigerated meat, frozen fish, Ham, Bacon and Sausages and the licence fee realised was Rs. 5,662.

4. **Scale-shed.**—During the year under report the total fees collected at the Scale-shed Mahatma Jyotiba Phule Market amounted to Rs. 9,76,751.00 as against Rs. 8,90,848.00 during the previous year.

5. **Fish Season.**—During the year under report the total quantity of fish brought to the markets was about 30,374 Metric tons as against 29,825 Metric tons during the previous year. The arrival of fish was normal during the year.

6. **Cold Storage facilities.**—The cold storage Plant at Mahatma Jyotiba Phule Market continued to meet the requirements of preservation of fish, vegetables, fruits, meat, eggs, milk and milk products etc. The plant consisted of 3 chambers, one for storing fish at 28°F to 31°F, one for mutton at 30°F to 37°F and one for vegetables etc., at 35°F to 40°F. The plant is worked by the FREON 12 system with four wasting House condensing units and direct expansion coolers. OZONE generator for deodourising and disinfecting Bacteria in chambers is also provided.

The approximate quantity of perishable goods deposited and amount realised by way of fees at the cold storage during the year under report were as under:—

Commodity	Quantity deposited.		Amount Realised.	
	1965-66	1966-67	1965-66	1966-67
	Kgs.	Kgs.	Rs.	Rs.
Fish	... 20,65,000	20,65,500	} 47,990.00	} 49,921.00
Fruits and Vegetables	... 14,13,000	14,14,600		
Mutton	... 5,00,500	5,00,700		
Eggs	... 6,74,200	6,74,400		
Milk and Milk Products	... 3,28,000	3,28,500		

7. **Receipts.**—The total receipts during the year amounted to Rs. 74,50,700.00 as against Rs. 69,41,610.00 during the previous year. There is slight increase in the total receipts on account of improved receipts under stallages, squatter fees, slaughter fees and fair fees.

8. **Stalls and spaces in Markets.** In all Markets in the City there were 4,048 regular stalls provided for sale of different commodities such as flowers, fruits, vegetables, fish, mutton, beef, pork, poultry, eggs etc. The stalls continued to be well occupied throughout the year. In addition to these regular stalls, there were about 600 spaces in the Municipal Markets in the City provided for persons doing day to day business. Spaces provided for on daily payment basis also were continuously occupied throughout the year.

9. All markets including private markets were regularly supervised. The Veterinary Officers and qualified Public Health (Sanitary) Inspectors, carried out the work of inspection of articles of food such as meat, fish, fruits, vegetables etc., with a view to preventing the exposure of unwholesome food articles for sale for human consumption. During the year under report 2,60,003 kilograms of unwholesome food articles in the aggregate were destroyed as against 2,23,793 kilograms in the previous year.

Special mention may also be made of the inspection carried out by the Veterinary Officers of Livers and Blood consignments imported by certain pharmaceutical firms from various centres outside Bombay. The amount realised by way of Import and inspection fees was Rs. 37,907.00 during the year.

10. **Surprise Raids.**—Surprise raids to detect the smuggling and unauthorised slaughter of animals and also the import and sale of contra band meat were carried out by the staff specially appointed for this purpose. During the year 1,12,982 kilograms of contraband meat was seized and destroyed as against 1,05,526 kilograms in the preceding year. In all 2,066 seizures were effected in different parts of the City and 1,955 prosecutions were instituted. The fine imposed amounted to Rs. 14,380.40. The amount realised by selling seized animals and skin etc., was Rs. 59.50. In addition to this an amount of Rs. 2,084.00 was recovered by way of penalty from the different parties who were found importing animals into the City without requisite permits.

### SLAUGHTER HOUSES

11. Two main Municipal Slaughter Houses *viz.*, one at Bandra for slaughter of horned cattle, buffaloes, sheep and goats and other at Arthur Road for slaughter of pigs were continued to be operated during the year. The slaughtering chamber at Delisle Road Sheep Market meant for slaughter of sheep and goats for religious purposes was continued during the year to meet the demands from the public. The Jhatka Slaughter House at Arthur Road, which was owned privately and licensed by the Corporation was also in operation during the year as usual. The revenue derived from this source amounted to Rs. 21,87,763.00 as against Rs. 18,33,913.00 during the previous year.

Licences granted for slaughtering of frogs at Dharavi were further renewed during the year.

12. The main Slaughter House at Bandra is old and outdated. The proposed shifting of the same to Deonar was in progress.

13. The number of animals brought to the fair ground at Bandra Slaughter House and the number of animals slaughtered thereat as compared with them those of the previous year were as under:—

Year.	Animals brought to the Fair ground.			Animals slaughtered.			
	Buffaloes.	Horned Cattle.	Sheep & Goats.	Buffaloes.	Horned Cattle.	Sheep & Goats.	
1965-66	...	7,190	78,958	19,41,483	7,044	77,307	12,55,523
1966-67	...	10,330	79,049	21,56,393	10,325	79,289	13,76,307

14. The number of Pigs and Piglings brought to Arthur Road Pig Slaughter House for the slaughter during the year under report was 12,786 and 36 respectively, out of which 12,550 and 35 were slaughtered as against 13,934 pigs and Nil piglings slaughtered during the previous year.

15. Government Veterinary Staff as usual inspected the horned cattle, buffaloes and male Buffalo calves in the Slaughter House as per the provisions of Cattle Preservation Act. Animals intended for slaughter were subjected to proper ante-mortem and post-mortem inspection by qualified Veterinary Staff. Unwholesome meat detected was seized and destroyed by the staff of the Slaughter House.

16. The principal causes of ante-mortem rejection of animals were Emaciation, Exhaustion, pregnancy, Sheep-pox, foot rot, Actinomycoisis Brucellosis and Febrile conditions, diarrhoea and other diseases of infectious nature rendering meat unfit for human consumption. In case of buffaloes and horned cattle Most of rejections were due to animals being young and fit for breeding, milch, farm or cart purpose.

17. The main causes of post-mortem condemnation were cysticercus bovis, liver fluke, Abscesses, bruises, Sarcocystis, Hydatidosis Septicemia and other parasitic and Nodular infections of liver and lungs. The causes for rejection of pigs were Tuberculosis, Cysticercus, Cellulosae, Bruises, Hydatodosis etc.

18. The approximate weight of dressed carcass meat of buffaloes and cattle was 10,480.60 Metric tons that of sheep and goats 13,763 Metric tons and that of pigs 314.60 Metric tons. Most of this meat produced was for meeting the demand in the City. The quantity of the meat rejected and destroyed, as unfit for human consumption was 34.2 Metric tons of beef, 12.2 Metric tons of mutton and 4.1 Metric tons of pork which worked out to 0.39, 0.09 and 1.20 per cent. respectively of the total meat.

19. Lectures and Demonstrations on Food Inspection, Meat Hygiene etc., were given to Medical and Veterinary students of Different Medical and Veterinary Colleges, Students Nurses visiting from various hospitals as also to the students preparing for Public Health Inspectors' Examination from Bombay Municipal Corporation and Local Self Government Institute.

V. PERIYAN,  
Superintendent of Markets  
and Slaughter Houses.

## APPENDIX 'A'

Statement showing the receipts under different items during the year 1966-67 and of the previou year.

	1966-67	1965-66
	Rs.	Rs.
(1) Stallages ... ..	23,55,000	23,16,454
(2) Squatter fee ... ..	14,11,424	13,61,676
(3) Admission fee collected at the Bandra Slaughter House ... ..	7,74,642	6,15,998
(4) Slaughter and removal fees collected at Bandra Slaughter House, Delisle Road Sheep Market & Pig Slaughter Houses. ... ..	13,84,962	11,93,115
(5) Licence fees collected from stalls and shops in Municipal Markets. ...	18,495	17,776
(6) Licence fees for doing different type of business at Bandra Slaughter House. ... ..	26,209	23,200
(7) Licence fees from Private Markets' Owners ... ..	93,423	1,14,551
(8) Licence fee from firms dealing in Foreign frozen fish and imported meat, ham, bacon and sausages etc. ... ..	5,662	5,225
(9) Licence fees from outside meat shops ... ..	18,875	19,200
(10) Licence fees from Butchers in Private Markets ... ..	6,487	6,550
(11) Licence fees from Kamatrees, slaughterer setc. in Pig Slaughter House and Jhatka Slaughter House. ... ..	1,550	1,600
(12) Licence fees from Brokers in different Municipal Markets. ...	94,037	86,437
(13) Scale fees at Mahatma Jyotiba Phule Market ... ..	9,76,751	8,90,848
(14) Sale of right of blood at Bandra Slaughter House ... ..	25,515	23,389
(15) Sale of right of removing bone pieces at Bandra Slaughter House ...	400	350
(16) Nokarnama fees ... ..	6,071	5,462
(17) Cold Storage fees ... ..	49,921	47,990
(18) Law Charges ... ..	65	20
(19) Ground rent ... ..	61,801	60,268
(20) Chawl rent ... ..	19,288	18,164
(21) Miscellaneous receipts ... ..	1,20,122	1,33,337
Grand Total Rs. ...	74,50,700	69,41,610



## SUBURBS

There were 19 Municipal Markets and 2 Private Markets in the Suburbs.

The number of Municipal Slaughter Houses during the year was 5. The total number of animals brought for slaughter at present Slaughter Houses in Suburbs and number of animals slaughtered as compared with those of previous year were as follows :—

Year.	Animals brought for Slaughter at different Slaughter Houses			Animals Slaughtered.		
	Buffaloes.	Horned Cattle.	Sheep and Goats.	Buffaloes	Horned Cattle.	Sheep and Goats.
1965-66	5,361	649	1,44,100	5,341	625	1,42,886
1966-67	7,632	628	1,53,112	7,617	623	1,52,220

The approximate weight of dressed meat of buffaloes and horned cattle was 19,66,550 Kgs. and that of sheep and goats was 15,22,200 Kgs.

The total meat destroyed at Kurla Slaughter House was 3,344 Kgs. during the post-mortem examination.

The unwholesome articles of food such as fish, fruits, vegetables, meat etc., weighing 17,550 Kgs. were destroyed during the year in different markets.

The total meat destroyed was 18,401 kgs. as against 28,030 Kgs. during the last year.

In all 383 raids were carried out for detecting unauthorised slaughter of animals in the Suburbs. In all 336 cases were filed and all the accused were convicted and fined. The amount of fine inflicted during the year was Rs. 7,406.

The total amount realised in auction sale of confiscated animals, sale of skins etc., was Rs. 1,090.

Statement showing the receipts under different items during the year 1965-66 and 1966-67 :—

Serial No.	Particulars.	Amount received	
		during 1965-66.	during 1966-67.
		Rs.	Rs.
1	Stallage charges	4,58,137.45	4,11,313.37
2	Squatter fees	2,69,659.93	2,83,553.56
3	Slaughter fees	6,49,600.50	4,70,667.50
4	Miscellaneous receipts	37,924.83	26,485.39
5	Licence fees	24,662.75	25,354.54
6	Share of enhanced entrance fee	1,00,772.65	1,06,038.45
	Total	15,40,758.11	13,23,412.81

V. PERIYAN,  
Superintendent of Markets  
and Slaughter Houses.

**EXTENDED SUBURBS**

There were 10 Municipal Markets including 3 Open Air Markets and 6 Private Markets during the year.

The slaughtering of animals (Sheep and Goats) was done at the slaughtering chambers attached to Borivli, Kandivli and Mulund Markets and at Private Markets at Coregaon and Malad. The total number of animals brought for slaughter at the Municipal Slaughtering Chambers during the year was 2,36,29 out of which 11 were dead and 163 animals were rejected on ante-mortem examination. The total number of animals slaughtered was 23,288 as against 23,087 slaughtered in the previous year. The balance of 167 animals remained for slaughter during the next year. The main causes of rejection were pregnancy and ill-health.

The approximate weight of dressed meat was 2,32,880 Kgs. There were 35 outside meat-shops during the year out of which 30 were mutton shops, 4 for sale of beef and one was for sale of ham, bacon and sausages.

Twelve outside shops in the New Borivli Market on Swami Veyekanand Road, near Borivli Station and temporary market at Sainath Road, Malad were constructed during the Year.

During the year 631 Kgs. mutton, 1,171 Kgs. Fish, 1,832 Kgs. Vegetable, Fruit 578 Kgs. were destroyed on inspection in the markets.

In all 17 raids were carried out for detecting unauthorised slaughter and sale of animals in the Extended Suburbs during the year. In all 17 cases were filed and resulted in conviction. Total fine inflicted was Rs. 340. Besides 231 Kgs. of meat was seized and destroyed as unwholesome during the year.

Statement showing the receipts under different items during the year 1965-66 and 1966-67.

Serial No.	Particulars.	Amount received	
		during 1965-66.	during 1966-67.
		Rs.	Rs.
1	Stallage Charges	1,56,741	1,80,343
2	Squatter Fees	82,113	70,773
3	Slaughter Fee	1,60,744	76,735
4	Miscellaneous Receipts	5,308	3,720
5	Licence Fees	6,124	6,899
	<b>Total</b>	<b>4,11,030</b>	<b>3,38,470</b>

V. PERIYAN,  
Superintendent of Markets  
and Slaughter Houses.

## MUNICIPAL PRINTING PRESS

During the period under report Shri B. K. Rao, held the post of Manager, Municipal Printing Press upto 10-11-1966. He was repatriated to his parent department i.e. Government Central Press, Bombay, on 11-11-1966 and since then Shri Narasinga Rao, Sr. Dy. Manager is looking after the duties of Manager in addition, to his own.

During the period under report 351 Metric Tons of paper were purchased from market to meet requirements of the various departments.

The statement of jobs carried out and the pages printed for the Corporation and its various Committees, as well as for the B. E. S. & T. Undertaking during the year under report as compared with those in the previous year is given below :—

Description	1965-66		1966-67	
	Jobs	Pages	Jobs	Pages
Departmental Printing	...	9,727	...	13,722
Departmental Stationery	...	2,357	...	1,731
Private Parties Printing	...	57	...	30
Private Parties Stationery	...	7	...	3
B. E. S. & T. Undertaking Printing	...	9	...	8
Corporation and its Committees	...	...	...	29,892
Corporation Record	...	...	...	19,297
<b>TOTAL</b>	...	<b>12,157</b>	...	<b>49,189</b>
			...	<b>15,494</b>
				<b>42,803</b>

The total quantity of paper consumed during the year under report was 349 Metric Tons as against 303½ Metric Tons and 359½ Metric Tons in the preceeding two years.

Description of Paper	1964-65		1965-66		1966-67		
	Rate per Kg.	Quantity consumed in Metric tons.	Rate per Kg.	Quantity consumed in Metric tons.	Rate per Kg.	Quantity consumed in Metric tons.	
	Rs. P.		Rs. P.		Rs. P.		
White	...	01 83	209½	01 84	255½	01 82	223½
Badami	...	01 50	25½	01 53	19½	01 56	15
Other Kinds	...	02 27	68½	02 31	84½	02 39	110½
			<u>303½</u>		<u>359½</u>		<u>349</u>

The transaction of the Press of the year closed with working surplus of Rs. 24,301 on the total turnover of Rs. 20,05,742 as against the surplus of Rs. 1,09,079 (65-66) and Rs. 13,302 (64-65) on turnover of Rs. 16.72 lacs and Rs. 17.86 lacs respectively for the previous two years.

The labour staff as on 28-2-1967 consisted of 279 workers as against 277 on 28-2-1965 and 291 on 28-2-1966.

NARASINGA RAO,  
Dy. Manager,  
Municipal Printing Press.

## MUNICIPAL PRINTING PRESS

Profit and Loss Account as at 31st March 1967

EXPENDITURE				INCOME		
	Rs.	P.	Rs. P.		Rs. P.	Rs. P.
<i>Dr.</i>				<i>Cr.</i>		
<b>Materials—</b>						
Paper, etc., stock at the beginning ...	2,83,663.00			Amount charged to Departments ...	19,91,063.40	
Do. Add Purchases ...	7,46,336.50			Amount charged to Private Parties ...	14,678.81	
Do. Outstanding Liabilities ...	1,01,074.00				20,05,742.21	
	11,31,073.50					
Do. Deduct stock at the end ...	2,69,849.92	8,61,223.58				
Ink-stock at the beginning ...	1,089.07			Deduct—Work in progress at the beginning of the year ...	5,54,993.97	
Do. Add Purchases ...	993.13				14,50,748.24	
Do. Deduct stock at the end ...	2,082.20 690.27	1,391.93				
Binding Materials stock at the beginning ...	15,061.95			Add—Work in Progress at the end of the year ...	7,84,777.67	22,35,525.91
Do. Add Purchases ...	38,876.44					
Do. Deduct stock at the end ...	53,938.39 15,113.56	38,824.83		Revenue Miscellaneous ...	...	2,330.89
Mono Metal stock at the beginning ...	1,71,649.73			Unadjusted profit brought forward	...	81,339.09
Do. Add Purchases ...	...					
	1,71,649.73					
Do. Deduct stock at the end ...	1,63,067.24	08,582.49				
Lino Metal stock at the beginning ...	1,23,090.28					
Do. Add Purchases ...	39,542.75					
	1,62,633.03					
Do. Deduct stock at the end ...	1,54,501.38	8,131.65				
Materials Non-consumable and Books and Dead Stock balance as per last year ...	36,262.96					
Do. Add Purchases ...	780.80					
Do. Outstanding Liabilities ...	2,161.00					
	39,204.76					
Do. Deduct stock at the end ...	33,036.58	6,168.18	9,24,322.66			
Outwork ...		69,800.90				
Do. Outstanding Liabilities ...		1,013.00	70,813.90			
Wages ...		6,74,067.42				
Do. Outstanding Liabilities ...		89,929.00	7,63,996.42			
<b>Departmental Expenses—</b>						
Rent ...	4,324.28					
<b>Repairs and Maintenance—</b>						
(a) Building ...	...					
Do. Outstanding Liabilities ...	4,970.44					
(b) Machinery ...	12,491.17					
Do. Outstanding Liabilities ...	26,809.00					
Lighting ...	6,933.41					
Do. Outstanding Liabilities ...	500.00					
Gas Charges ...	1,827.42					
Electric Charges ...	10,456.34					
Do. Outstanding Liabilities ...	800.00					
Debt Charges ...	1,44,488.59					
Depreciation ...	111.34	2,13,711.99				
<b>General Expenses—</b>						
Staff Salaries ...	2,23,103.18					
Do. Outstanding Liabilities ...	6,757.00					
Provident Fund, Pension, etc. ...	36,736.00					
Contingencies (Miscellaneous) ...	14,799.59					
Do. Outstanding Liabilities ...	6,615.00					
Telephone Charges ...	4,718.63					
Advertisement Charges ...	1,229.91					
Printing ...	3,198.94					
Do. Outstanding Liabilities ...	1,770.00					
Stationery ...	1,107.71					
Transport Charges ...	9,485.59					
Private Works ...	12,527.56	3,22,049.11	5,35,761.10			
			22,94,894.08			
			24,301.81			
Net Surplus ...			23,19,195.89			23,19,195.89

NARASINGA RAO,  
Dy. Manager,  
Municipal Printing Press.

## MUNICIPAL PRINTING PRESS

Balance Sheet as at 31st March 1967

LIABILITIES			ASSETS				
	Rs.	P.	Rs.	P.	Rs.	P.	Rs.
<b>CAPITAL—</b>							
(1) Advances from the Surplus Cash Balance	5,544	00					5,544 00
(2) Advances from Net Premia Fund	1,68,221	12					1,68,221 12
(3) —Do—	49,201	19					49,201 19
(4) —Do—	22,745	31					22,745 31
5. Advances from Surplus Funds	1,81,685	55					1,81,685 55
(6) —Do—	7,134	37					7,134 37
(7) —Do—	415	00					415 00
(8) Advances from Capital Works—Loan Funds, L—General Supervision, Collection of Revenue, Item No. 7, Conversion of Crusher Godown at Carnac Bridge	5,06,193	65					1,55,903 66
(9) —Do—	1,09,122	24					11,640 38
(10) Advances from Plans & Machinery Depreciation Fund.	2,250	00					4,47,771 85
(11) Advances from Capital Works—Loan Funds—Plant and Machinery to purchased out of Fire and Accident Insurance Fund	51,881	44					2,250 00
(12) —Do—	97,107	17					51,881 44
(13) —Do—	2,49,116	21					97,107 17
(14) Advances from Sundries—Miscellaneous Advances	1,11,100	39					2,49,116 21
Less—Amount Repaid	5,00,226	04	10,61,491	60			1,11,100 39
							15,61,717 64
							5,00,226 04
							7,84,777 67
							10,61,491 60
							2,85,653 75
							1,71,649 73
							—
							1,71,649 73
							Less—Written off
							8,582 49
							1,63,067 24
							Line Metal—Balance as per last year
							1,23,090 28
							Do. Additions during the year
							39,542 75
							1,62,633 03
							Less—Written off
							8,131 65
							1,54,501 38
							Materials Non-Consumable—
							Balance as per last year
							4,138 21
							Do. Additions during the year
							—
							4,138 21
							Less—Written off
							741 58
							3,396 63
							Books and Dead Stock—
							Balance as per last year
							32,124 75
							Do. Additions during the year
							2,959 30
							35,084 05
							Less—Written off
							5,444 10
							29,639 95
							Bills due from Departments
							21,38,336 79
							Do. from Private Parties
							12,325 06
							21,50,661 85
Outstanding Advances as on 31-3-1967			35,71,698	47			35,71,698 47
			46,33,190	07			46,33,190 07

NARASINGA RAO,  
Dy. Manager,  
Municipal Printing Press

# Seth G. S. Medical College and K. E. M. Hospital

In the year 1966-67 the King Edward VII Memorial Hospital and the Seth G. S. Medical College have completed 41 years of service, the Hospital rendering medical relief to the sick and the College imparting medical education to the students. A report about staff, Departments and the work done during the year in these Institutions is given below :—

## Dean

Dr. S. V. Joglekar, M.S.F.C.P.S., held the post of the Dean through out the year.

## Assistant Dean

Dr. R. B. Redkar, B.Sc., M.B.B.S., D.A., held the post of the Assistant Dean throughout the year.

## Professorial Staff

Dr. S. V. Gokhale, M.D., has been promoted as Acting Assistant Professor of Pharmacology from 20th June 1966.

Dr. M. S. Karandikar, M.D. has been appointed as Acting Assistant Professor of Pharmacology from 20th June 1966.

Dr. R. S. Kamat, M.D., has been promoted as Acting Assistant Professor of Pathology and Bacteriology from 4th January 1967.

Dr. (Smt.) S. G. Kinare, M.D., has been promoted as Acting Professor of Cardiovascular Pathology from 13th June 1966.

Dr. R. A. Bhalariao, M.S., F.R.C.S., has been promoted as Acting Professor of Surgery from 15th September 1966.

Dr. D. S. Pardamani, M.S., has been promoted as Acting Assistant Professor of Surgery from 15th July 1966.

## Study Tour

Dr. G. B. Parulkar, M.S., Full Time Surgeon and Professor of Surgical Research has proceeded on Study Leave from 1st October 1966 under National Institute of Health Fellowship to the U.S.A.

Dr. (Smt.) V. G. Parulkar, M.B., B.S., M.Sc. (Med.), Assistant Professor of Physiology has proceeded on Study Leave from 1st October 1966 under Fellowship awarded by the Director of Laboratories, St. Vincent Hospital, Portland Oregon U.S.A.

Dr. P. K. Sen, M.S., F.A.S.C., F.I.C.S., F.A.M.S., Director/Prof. of Surgery was invited to attend the 9th International Congress on diseases of chest held in Copenhagen, Denmark from 20th August 1966 to 25th August 1966. Dr. Sen read paper on "Transmural Cardiac Acupuncture a new approach to Myocardial Revascularisation.

## Educational Programme

160 students were admitted during the year under report. One student was admitted in the Second M.B.B.S., on transfer basis. There are 61 overseas students.

In addition to undergraduate teaching, Postgraduate classes were also conducted for M.D., M.Sc. (Med.) M.S., D.O., D.D.M.S., D.V.D., D.G.O., D.P.H., M.Sc. (Microbiology), M.Sc. (Biochemistry), M.Sc. (Mycology), etc.

For the first two weeks the newly admitted students were taken in batches in the K.E.M. Hospital Ward to acquaint them with the medical relief activities. Few introductory lectures, demonstrations were given before.

The teaching in the subjects of Physiology, Anatomy and Biochemistry were integrated as far as possible so that all the three departments were tackling the same topic simultaneously.

Students attended a series of lectures on "Growth and Development" given by the Heads of various departments like Anatomy, Physiology, Psychiatry, Paediatrics and Gynaecology.

Medical Examination of University students from various colleges in Bombay for the purpose of N. C. C. and Physical Training was undertaken by the Preventive and Social Medicine Departments at the request of University of Bombay.

A programme of Medical Checkup and medical care for the students of this College was continued during the year 1966.

National Cadet Corps continue their activities in the College compound.

Scientific and Educational Films were shown during the year to the staff, students and members of the Nursing Staff of these Institution.

## Research Activities

A number of Research projects were undertaken at the College and Hospital under the auspices of the Indian Council of Medical Research. The Council of Scientific and Industrial Research, The National Institute of Health U.S.A. and through the help of some Pharmaceutical firms like Unichem.

## Hostels

The number of students residing in the male students hostel was 148 and that in the Lady Students Hostel was 86. Dormitory at Naigaum has been converted into Hostel to accommodate 95 students. During the year under report 229 students took advantage of these hostels.

### Department of Pharmacology

Pharmacological research unit of C. S. I. R., Clinical Drug Trial Unit of C. S. I. R., an Isotope Section worked in Close collaboration with various clinical department of K. E. M. Hoospital, Endocrinology Unit of K. E. M. Hospital, Haffkine Institute and Regional Research Laboratory, Hyderabad.

The research grants made available to the department are as follows:—

1. Pharmacological research unit of C. S. I. R. and Clinical Trial Unit of CSIR. Rs. ,1,23,403.

#### Through

2. K. E. M. Hospital and Research Society from various outside orgnisation—Rs. 15,250.

*Investigation carried out under Research Scheme in the Deptt.*

No.	Total
1 Bacteriological culture of sputum ... ..	65
2 Bacteriological culture of urine ... ..	30
3 Bacteriological culture of Bronchoaspiration ... ..	48
4 Bacteriological culture of pus ... ..	6
5 Bacteriological culture of Block ... ..	4
6 Bacteriological culture of Amoebic Abscess ... ..	8
7 Amoebic cultures ... ..	98
8 Antibiotic sensitivity test ... ..	129
9 Blood count ... ..	880
10 Routine urine examination ... ..	266
11 Stool examination ... ..	152
12 Stool examination for amoebic ... ..	567
13 Serum protein electrophoresis studies ... ..	352
14 Blood Urea ... ..	290
15 Blood Urea Nitrogen ... ..	290
16 S. G. O. T. ... ..	727
17 S. G. P. T. ... ..	719
18 Alkaline phosphatase... ..	453
19 A Neeleotidase test ... ..	242
20 Serum Bilirubin ... ..	355
21 Thymol Turbidity ... ..	326
22 Gel diffusion test ... ..	43
23 T. R. C. Agg. Test ... ..	42
Total number of synthetic compounds screened for C. N. S. activity ... ..	295

Pharmacological Research Unit C. S. I. R. screened 295 compounds received from R. R. L. Hyderabad Dr. Deliwala, Haffkine Institute, Bombay and the P. and D. Committee for C. N. S. activity (Primary screening of these compounds, 22 have been screened in greater detail, 4 of these 22 compounds (2 Phenylethylamines and 2 Trimethoxyphenyl derivatives) showed promising tranquilising properties. 126 compounds, received for screening as diuretics, from the same sources, have been screened. 28 of these compounds showed diuretic activity. 32 compounds have been screened for their anti-inflammatory activity. N-M 3, 4—dimethoxy phenylethyl anthranilic acid (RH—15) showed promising activity and has been screened in detail. 37 compounds have been screened for anti-tussive properties and 2 of them were found to be active anti-tussive agents. Further screening is in progress.

*Statement showing the investigations carried out at the Radioisotope Laboratory.*

Description of the test.	No. of tests.
1 Radioiodine tracer studies ... ..	407
2 Treatment of radioiodine ... ..	47
3 Treatment of radiogold ... ..	44
4 Radioactive vitamine B12 studies ... ..	57
5 Basal metabolic test under pento barbital sodium. ... ..	390
6 Serum calcium estimations ... ..	92
7 Serum Phosphorus estimations ... ..	92
8 Serum alkaline phosphatase ... ..	92
9 Serum creatinine ... ..	92
10 Urine calcium ... ..	194
11 Urine Phosphorus ... ..	194
12 Urine creatinine ... ..	194
13 S. G. O. T. ... ..	102
14 S. G. P. T. ... ..	102
15 Electrophoresis of Protein ... ..	60
16 Glucose tolerance test ... ..	30
17 Urine examinations ... ..	60
18 E. S. R. ... ..	50
19 P. C. V. ... ..	250
20 Serum total protein ... ..	250
21 Serum vitamine B12 estimations ... ..	350
22 17 Ketosteroid estimations ... ..	15
23 11 Hydroxy steroid ... ..	10

Table showing the total amount of radioisotopes used during the year.

Radioisotopes	Total used.
Iodine I13 ... ..	467 mc.
Gold Au. 198 ... ..	450 mc.
Cobalt co-05 Vitamine B12 ... ..	70 uc.
Chromium Cr.—51 ... ..	10 mc.

*Research projects in progress :*

- (1) Clinical study of combination of Dihydroemite and chloroquine in hepatic amoebiasis.
- (2) Evaluation of di-chlorohydroxy quinoline in intestinal amoebiasis.
- (3) Clinical trial of a new Iron carbohydrate complex by parenteral route in anaemias.
- (4) Clinical trial of Ethacrynic Acid in maintenance of oedema free state of patients of Hepatic Cirrhosis on normal diet.
- (5) A clinical trial of Octacilline as oral penicilline in pneumonias.
- (6) Clinical trial of GO 1002 in hypertension.
- (7) Clinical trial of GO 1076 as a tranquilizer.
- (8) Screening of synthetic drugs for CNS and diuretic activity.
- (9) Estimation of serum cholesterol by Fluorimetric method.
- (10) Possible physiological role of 5 HT in the control of regional blood flows.
- (11) The effect of oral progestational agents on the Transaminase levels in rats; a comparison with two known hepatotoxic agents, Ethylalcohol and carbon tetrachloride.
- (12) A study into the toxic effect of cholic acid and its metabolites especially lithocholic acid, on the liver.
- (13) Effect of Adrenergic blockers on adrenaline induced sedation.
- (14) Investigation of probable mechanism of action of sedative action of CPZ.
- (15) Effect of adrenergic blocket on melanophore index in Rana tigrina.
- (16) Effect of tetrozolium blue on pentobarbital sleeping time in mice.
- (17) Further work on effect of adrenergic drugs on CCl4 induced Hepatotoxicity.
- (18) Study of free fatty acids under the effect of different drugs and conditions and in some diseases.
- (19) Study of acetylcholine and cholinesterase in Brain under the effect of stress periods and different types on CNS drugs.
- (20) Effects of hormones on biogenic amines in Central Nervous System.
- (21) Some aspects of K metabolism in healthy Indian subjects.

**PREVENTIVE AND SOCIAL MEDICINE DEPARTMENT**

The Department of Preventive and Social Medicine has now completed 9½ years. A large number of extra rural activities to initiate the trainees in the Principles and Practice of community medicine has been the Major Departure during the year under report.

**Services***Family Health Clinics :*

Total number of days the clinic worked ... ..	219
Total number of cases treated during the year 1966-67 ... ..	4,731
Daily average ... ..	21.6

*Family Health Centres :*

Total number of days the Centre worked ... ..	97
Total number of cases given full medical check up ... ..	916
Daily average ... ..	9.44

*Investigations :*

Laboratory investigations carried out in the Clinics:—

R.B.C.	W.B.C.	W.B.C.(D)	H.B. %	E.S.R.	Urine	Stool	Sputum	Others	Total
391	319	319	441	227	333	83	7	125	2,245

**ADMINISTRATION**

*Internship Programme.*—The department continued to organise the General Internship Programme for all departments for the year 1966-67.

*Urban Health Internship Programme.*—Dr. D. N. Pai is solely in-charge of the Urban Health Internship Programme for the Medical Interns from all the City Medical Colleges.

The following Research Problems were undertaken by his department. The research work is being completed and the results are being analysed:—

- (1) T. A. B. Vaccine Trials—With Colaboration of Glaxo Labs.
- (2) Central trials of Amoebicidal drugs.
- (3) Central trials of Anti-allergic drugs.
- (4) I.C.M.R. Research inquiry on studies of dietary Patterns and Nutritional staums in pre-school children incidence of anaemic and rickets in preschool children.



### Department of Pathology and Bacteriology

In addition to the under graduate teaching there were 16 students registered for M.D. (Path. & Bact.), 5 for M.Sc. (Microbiology) and 2 Ph.D. (Microbiology).

The following research problems are being tackled by the different members of the staff and postgraduate students in this department:—

- (1) Study of Gram Negative bacilli with special reference to E Coli isolated from various sources.
- (2) Study of Haemagglutinating substance from human cells in various plant seeds.
- (3) Bacteriology of infantile diarrhoea.
- (4) Studies of corynebacterium diphtherias with particular reference to biochemical, serological and Sceptibility to various antibiotics.
- (5) Bacteriological serological and haematological and Biochemical study of cadaveric blood for transfusion
- (6) To study the normal agglutinin over portion of population in Bombay with particular reference to Sal Thpase, S, Para A and S Para B and also their reaction after Prophylactic immunisation.

### Full Time Department of Medicine

The Department of Medicine was functioning with its full-time staff of 1 Professor-Director of Medicine, 1 Asstt. Professor of Medicine, 1 Senior Registrar during the year 1966. Dr. Bhorade M.D., Asstt. Professor of Medicine was deputed to U.S.A. to specialise in the study of diseases of the Kidneys on study leave from 10th September 1966.

The teaching and clinical duties were carried out by the above staff and by the Honorary and Honorary Associate and Asstt. Physicians.

The Haemodialysis Unit is functioning with the Alwall's Artificial Kidney system. In addition to this one more dialyzer viz., 'Kiil Dialyzer' with the Quinton Seattle System received recently has also been installed and is functioning satisfactorily.

The Endocrinology and the Gastrointestinal Clinics attached to the Department of Medicine have been functioning well.

The research activities of the Department included studies on peptic ulcer, hook-worm diseases, and malabsorption starts after gastric surgery.

There has been a shortage of laboratory technicians in the specialised laboratorise. Their number needs urgent and immediate augmentation.

### Full Time Department of Surgery

*Number of experiments done in the Experimental Laboratory :—*

Prolonged hypothermia	...	...	...	...	...	5
Brain cooling	...	...	...	...	...	2
Brain Perfusion	...	...	...	...	...	2
Heart Transplant	...	...	...	...	...	70
Liver perfusion	...	...	...	...	...	142
Kidney Transplant	...	...	...	...	...	17
Coronary revascularisation	...	...	...	...	...	108
Peri-aortic injection (rabbits)	...	...	...	...	...	106
Bleeding of the dogs	...	...	...	...	...	108
Others	...	...	...	...	...	2

*X-Ray Work, Diagnostic Radiology and Cardiac Laboratory :—*

Aertograms	...	...	...	...	...	119
Cardiac catheters	...	...	...	...	...	104
Cardiac angiograms	...	...	...	...	...	40
Splenograms	...	...	...	...	...	56
Arteriograms	...	...	...	...	...	29
Lymphangiograms	...	...	...	...	...	33
Bronchograms	...	...	...	...	...	33
Other X-Rays	...	...	...	...	...	2,450

*Pathology Investigations :—*

Haematological investigations	...	...	...	...	...	5,830
Biochemical investigations (including routine blood chemistry electrolytes, pH, etc.)	...	...	...	...	...	12,588
Samples of urine	...	...	...	...	...	3,232
Samples of stools	...	...	...	...	...	4,200
Samples of fluids	...	...	...	...	...	940
Blood volume studies	...	...	...	...	...	30
Oxymetry	...	...	...	...	...	1,200
Surgical slides	...	...	...	...	...	2,242
P. M. & Dog Experiments	...	...	...	...	...	704

<b>Thoracic Surgery —</b>	...	...	...	...	...	405
Total number of operations	...	...	...	...	...	31
Cases under heart lung machine	...	...	...	...	...	7
Glomectomies	...	...	...	...	...	218
Closed Heart & Vascular Operation and Hypothermio...	...	...	...	...	...	90
Gastrosopies	...	...	...	...	...	36
Bronchoscopies	...	...	...	...	...	23
Lung Operation	...	...	...	...	...	

#### Department of Anaesthesia

The following papers based on experimental and clinical research carried out in the department were Published:—

- (1) Prolonged hypothermia and Experimental study.
- (2) Survey of surgical diabetes.
- (3) Anaesthetic Management of constrictive pericarditis.
- (4) A study of Pseudocholesterase level.
- (5) Air embolism in Neurosurgery.

The following research work is in progress in the department:—

- (1) A study of Pseudocholinesterase level in prolonged Apnea and C.S.F.
- (2) Continuous Epidural for painless labour.
- (3) Problems in the Anaesthetic and Post-operative management of open heart cases under Cardio-pulmonary by pass of long duration.
- (4) A simple nonbreathing mechanical ventilator.
- (5) Study of Electrolytes in intestinal obstruction.
- (6) Use of E. M. O. in children.
- (7) Tidal volume studies in different positions.
- (8) Anaesthetic Problems during Angiocardigraphy.
- (9) Muscle changes following J. M. Pentothal.

#### Artist Section

In the Artist Section the following work has been carried out during the year:—

<b>(1) Department of Pathology and Bacteriology:—</b>					
Photographs Hospital Cases	...	...	...	...	228
X-Ray Prints	...	...	...	...	140
Nurses Photos	...	...	...	...	227
Specimens	...	...	...	...	36
Photomicrographs	...	...	...	...	30
Lantern slides	...	...	...	...	1,047
Graphs and Tesserach work	...	...	...	...	46
Diagrams	...	...	...	...	25
Miscellaneous	...	...	...	...	121
<b>Total</b>					<b>1,900</b>
<b>(2) Department of Medicine and Surgery:—</b>					
Clinical cases Photographs	...	...	...	...	68
X-Ray specimen an Microphoto	...	...	...	...	218
X-Ray Reproductions	...	...	...	...	470
Microphotographs	...	...	...	...	55
X-Ray Drawing Specimens etc., and Lantern slides	...	...	...	...	1,188
Graphs and lettering charts	...	...	...	...	170
Operation, specimens and Patients Photographs (coloured)	...	...	...	...	398
Miscellaneous	...	...	...	...	29
<b>Total</b>					<b>2,596.</b>

#### Library

During the year under report 358 Books were added to the Library as against 535 during the previous year out of these 80 books were presented to the Library as shown below:—

In memory of Late Dr. J. C. Desai	...	3
Arun Zala	...	1
Insdol	...	1
Dr. Hamilton Bailey Memorial Fund	...	27
Dr. A. F. Golwala	...	8
Lang Med. Publication	...	14
CIBA of India	...	8
Dr. Daftary	...	1
In Memory of late Miss Chandrika Bhatia	...	6
Lion's Club for Nurses Library	...	11
		80

Our grateful thanks are due to these donors.

The number of books and periodicals issued for reading on the library premises to the postgraduate and under-graduate students and teachers is 62,200.

2750 Books and 3280 periodicals were issued on loan outside the library to the Honorary and Professorial staff.

125 periodicals were brought on inter library loan from various medical and research institutions in the city to meet the needs of the readers.

Reference material was supplied throughout the year to the Microfilm and Photostat Service of the Indian Council of Medical Research at the Tata Memorial Hospital, Parel, Bombay 12, for providing photo documents to the medical and research institutions throughout India.

During the year under report the following persons who have been appointed as Pool Officers by C.S.I.R. were working in this College.

(1) Dr. S. C. Kalyanpur	...	...	...	...	...	Pharmacology.
(2) Dr. Smt. Dhamoon	...	...	...	...	...	Obst. & Gyn.
(3) Dr. Smt. L. A. Patel	...	...	...	...	...	Obst. & Gyn.
(4) Dr. M. D. Maniklal	...	...	...	...	...	Medicine
(5) Dr. Smt. H. M. Gandhi	...	...	...	...	...	Obst. & Gyn.
(6) Dr. M. H. Shivdasani	...	...	...	...	...	Obst. & Gyn.
(7) Dr. Smt. R. Luthra	...	...	...	...	...	Obst. & Gyn.
(8) Dr. N. D. Chhabria	...	...	...	...	...	Surgery
(9) Dr. A. R. Patel	...	...	...	...	...	Surgery
(10) Dr. D. R. Bhadreshwar	...	...	...	...	...	Surgery
(11) Dr. F. D. Bharucha	...	...	...	...	...	Skin & Ven
(12) Dr. N. M. Shah	...	...	...	...	...	Orthopaedics
(13) Dr. R. Rao	...	...	...	...	...	Cardiology.
(14) Dr. S. A. Desai	...	...	...	...	...	Cardiology.
(15) Dr. Smt. S. V. Rangwalla	...	...	...	...	...	Obst. & Gyn.
(16) Dr. I. B. Vadhwani	...	...	...	...	...	Urology.
(17) Dr. S. S. Mehta	...	...	...	...	...	Anaesthesia
(18) Dr. G. V. Bhuta	...	...	...	...	...	Plastic Deptt.
(19) Dr. R. M. Prabhu	...	...	...	...	...	Urology
(20) Dr. J. D. Ram	...	...	...	...	...	Medicine.

### General

Dr. P. K. Sen, M.S., F.A.S.C., F.I.C.S., F.A.M.S., Professor/Director of Surgery delivered inaugural address to the student of these institutions on Wednesday the 22nd June 1966.

Prof. M. L. Rosenheim Professor of Medicine Medical school London was invited to deliver the 8th Dr. N. D. Patel, lecture on 28-11-1966 on "Some Problems of Chronic Pyelonephritis."

Professor William Symmers of Charing Cross Hospital, Department of Morbid Anatomy Medical School University of London was invited to deliver the 6th Dr. R. G. Dhayagude Memorial Lecture on 7th March 1967 on "CURIOSA ET EXOTICAL" A collection of Rare and unusual clinico Pathological observation.

Dr. B. N. Balkrishna Rao, B.Sc., F.R.C.S., F.Sc., F.A.M.S., Professor of Surgery, All India Institute of Medical Sciences was invited to deliver the 7th Dr. K. G. Munsif Memorial Lecture on Wednesday the 5th April 1967 on "Studies in the Anatomy of the Trigeminal Nerve."

The following eminent Medical Personnel visited these institutions during the year under report:—

- (1) Dr. A. W. G. Golgen from Department of Radio Therapy Hammar Smith Hospital, London.
- (2) Dr. L. Spur from Department of Radio Therapy Hammar Smith Hospital, London.
- (3) Dr. D. Morley Senior Lecturer in Tropical Child Health University of London.
- (4) Dr. P. K. Talwalkar of CIBA Research Centre.
- (5) Professor W. D. Benham M.D., Professor of Clinical Obst. Gynac. Tulane U.S. School of Medicine and First President of College of America.
- (6) Dr. James D. Hardy Prof. of Surgery University of Mississippi.
- (7) Professor D. S. Jackson of Central Leather Research Institute Madras.
- (8) Dr. H. C. Goodman, Chief Immunology Research Unit W. H. O. Head Quarters Geneva.
- (9) Professor Elvin Kabat Professor of Microbiology Columbia University, New York.
- (10) Sir Charles Illingworth Emeritus Professor of Surgery Glasgow University.
- (11) Dr. Robert Gaunt, Director of Research CIBA Summit U. S. A.
- (12) Dr. S. Stephane, Cardiologist U. S. A.
- (13) Dr. Whitaker Consultant Cardiologist Universal Leeds Hospital.
- (14) Dr. M. Tardiff W. H. consultant in Hospital Administration.
- (15) Dr. S. S. Chatterjee M. R. C. P. Senior Physician and the Head of Department of Respiratory Physiology Begulley Hospital, Manchester U. K.
- (16) Dr. D. D. Yonge, Fellowship Adviser to the Nuffield Foundation.
- (17) Dr. H. I. Jhala, Director of Haffkine Institute, Bombay.
- (18) Dr. A. B. Kar, Dy. Director, Central Drug Research Institute Lucknow.
- (19) Professor Questal of McGill University.

### Gymkhana Report

The General Committee took office on June 19, 1966 and since then has been functioning very efficiently.

In order to encourage sports as activities in our College Dr. R. J. Buhariwalla was appointed as "Sports Director" and had rendered excellent guidance to promote interest in sports.

This year for the first time students collected funds for Student's Aid Fund. The total amount collected was Rs. 3,327. We are waiting for matching grant from the University.

*College Day.*—This year we celebrated a full fledged College Day. Students from other College were invited to participate. The College Day was a great success.

*Purandare Stadium.*—All the essential requirements to have an upto date stadium were supplied.

Some major achievements of Department were:—

1. *Valley Ball Gymnasium.*—For the 1st time we won the Inter-collegiate Chamionship in Valley Ball. Mr. Diwalla won the Boxing Championship.

2. *R. R. D. D.*—We won the 2nd prize at All India Inter Medical Debate held at Bikaner

3. *Table Tennis*—Dr (Miss) Shirin Jassawalla and Dr. (Miss) Bharti Bhatia won runners up at Inter Collegiate Table Tennis Tournament.

4. *Wall Paper Magazine.*—Mr. L. J. Pannany won 2nd prize in Essay Competition.

### KING EDWARD VII MEMORIAL HOSPITAL

#### NEW CENSTRUCTION, EXPANSION AND EXTENSION.

##### Construction works completed

1. Construction of 19 tenaments in Nurses' Home.

##### Construction works under progress

1. Construction of an additional wing to the Gynaecological Ward.
2. Construction of an additional Ward over the X-Ray Department.

##### Accomodation of Patients and their particulars.

The number of Schedule bed strength during the year was 1,113. As usual there was constant over crowding in the hospital, particularly in the Children Wards and Medical and Surgical Wards for females.

During the year 1966 the average number of In-patients in the hospital was 1,436 as against 1,300 and 1,213 during the year 1965 and 1964 respectively indicating clearly the increasing demand for the hospital beds. Even after imposing restrictions on routine admissions in order to control overcrowding, the total number of patients admitted for hospitalization during the year under report was 53,335 as against 52,210 and 50,394 respectively during the two preceding years. The average stay of In-patient was 9.82 days during the year under report as against 9.39 in the year 1965 and 8.02 in the year 1964.

##### Results of Treatment of Indoor Patients.

Out of the total number of 54,577 patients including 1,242 brought over from previous year, 10,710 discharge as cured; 30,125 were relieved and 8,704 left the hospital either against medical advice or were otherwise discharged and 3,668 died (excluding 443 Still Borns and Neonatal Deaths). At the end of year 4,370 patients were in the hospital under treatment.

The total number of Confinement was 5,342.

##### Deaths Classified

Out of the 3,668 deaths, 1,429 died within 24 hours of admission; 492 after 24 hours but within 72 hours of admission and the rest 1,747 deaths took place after three days from the date of admission. The figures are exclusive of 443 Still Borns and Neonatal Deaths. Death rate was 6.7.

Total number of autopsies performed during the year under report was 1,681 as against 1,582 and 1,377 for the years 1965 and 1964 respectively. Autopsy rate was 45.8 for the year 1966 as against 44.2 and 42.6 for the year 1965 and 1964 respectively.

##### Out Patient Department

The total number of new cases issued during the year under report was 3,19,476 as against 3,14,699 and 2,94,408 in 1965 and 1964. The total number of Out-patient attendance (New and Old Cases including Casualty Cases) was 6,86,064 bringing the average total attendance 2,250 per day.

Casualty Cases registered during the year were 71,558 as against 70,176 and 65,309 during the year 1965 and 1964 respectively.

The highest number of patients treated on a single day was 3,009 on August 2, 1966. The highest number of Casualty Cases treated on one day was 330 on August 2, 1966.

19,176 Operations were performed on In-patients and 35,131 were performed on Out-patients.

### Medico Social Service Department

The following figures will give an account of the Medical and Social Work done through the Department during the year under report :—

(1) Medical aid and appliances	...	...	...	...	...	...	2,159
(2) Case work, Social histories, etc.	...	...	...	...	...	...	2,465
(3) Rehabilitation	...	...	...	...	...	...	182
(4) Discharge and Institutionalisation	...	...	...	...	...	...	391
(5) Blood donations (Relatives of patients and Voluntary donors)	...	...	...	...	...	...	4,760
(6) Child Guidance Clinic	...	...	...	...	...	...	98
(7) Mental Defectives	...	...	...	...	...	...	56
(8) Psychotics, etc., Patients' relative Group	...	...	...	...	...	...	299
(9) Epileptic Parents' Group	...	...	...	...	...	...	120
(10) Incidental Services—Referred to other Agencies for adoption etc.	...	...	...	...	...	...	84
(11) Follow up	...	...	...	...	...	...	193

### Physio-therapy Centre and School

The Physio-therapy Centre and School is a joint venture of the Government of India, Government of Maharashtra and the Municipal Corporation of Greater Bombay; the Corporation sharing the major portion of expenditure. A two years Post-Graduate Programme in Physical Therapy leading to a Certificate in Advanced Physical Therapy was started in September 1964 and student had registered for the Course. 12,480 Patients were referred to this Section and the total number of treatment given was 1,57,541

43 New students were admitted in July 1966 bringing the total number of students undergoing training to 82.

### Occupational-Therapy Centre and School

The total number of patients treated at the Centre was 7,158 and 1,17,711 treatments were given as against the figure, 8,495 patients treated and 1,02,708 treatments during the year 1965. The work in the weaving, tailoring and printing Sections is being carried out satisfactorily. 34 students were admitted during the year under report, bringing the total to 63.

### Nursing Staff

During the year under report 65 Nurses were sent up for General Nursing Part I Examination, 113 Nurses for Part II Examination and 44 Nurses for Mid-wifery Examination. Out of these 65, 89 and 40 Nurses respectively have been declared successful in the respective examinations held by the Maharashtra Nursing Council.

The total number of Nursing Staff during the year was 623 inclusive of the Superior Staff.

The arrangement of sending Nurses to the Kasturba Hospital for training in Infectious Diseases was continued during the year. 12 Student Nurses were directed to the Kasturba hospital every month in two batches of 6 each for training for a period of 15 days.

### Nurses Welfare Fund

This fund instituted in 1931 for promoting the welfare of and providing amenities to the Nursing Staff of this hospital. It is managed by a Committee of which the Dean is an Ex-Officio President. The corpus of the fund amounting to Rs. 28,500 is held in Government and Municipal Securities and fixed deposit which are deposited with the Bank of Maharashtra for safe custody. The fund is being utilised for providing amenities and extra curricular activities to the Nursing Staff.

### Prophylactic Immunization Centre

The total number of patients treated during the year was 35,336 as against 38,571 in the previous year. 8,317 New Cases were registered during the year. On May 30, 1966, 177 patients attended the Centre, figure showing the highest attending on a single day. Besides anti-rabic treatment, immunization against Typhoid, Cholera, Plague, Diphtheria and Small-pox was also done at the Centre.

### Leprosy Clinic

The Clinic is conducted by the Greater Bombay Leprosy Control Scheme and the patients suspected to be suffering from Leprosy are examined at this Clinic. 549 New Cases were treated and the total attendance of patients was 7,207. The average attendance of patients was 46.5. 710 Biopsies were taken.

### Neuro-Surgical Department

During the year under report 722 New patients and 1,467 Old patients were treated at the Out-patient Department and 301 cases were admitted as In-patients. The number of Neuro-surgical Operation performed was 438.

### Neurology Department

During the year under report 1,340 New patients and 2,684 Follow-up patients were treated at the Out-patient Department, and 508, patients were admitted as In-patients.

### Cardiology Department

During the year under report, 1,464 New patients and 5,909 Follow up patients were treated at the Out-patients Department. 9,884 Electro Cardiograms were taken during the year under report, as against 10,053 and 10,100 during the years 1965 and 1964. 104 Cardiac Catheterization and 40 Angio Cardio-graphy were performed during the year under report.

### Family Health Centre

The Family Health Centre continued to function satisfactorily during the year under report.

### Facilities for the Patients and their Relatives

**Gift Shop.**—This is a sort of Sales Service started in the year 1950. Many additional items are being stored for sale.

### Recreation Room and Library

A small Library-cum-Recreation Room has been maintained for the benefit of In-patients. A Radio Receiving Set Carromboard and draughts are provided for the recreation of patients, in addition to News Papers and Magazines.

### Advisory Medical Board

During the year under report, the Advisory Medical Board held 10 meeting of the Honorary and Professorial staff.

### Medico legal cases

During the year, the Residents Medical Officers attended the following Courts for giving evidence in the Medico-legal cases:—

(1) Presidency Magistrate Courts in Bombay	...	...	...	...	927
(2) Sessions Courts	...	...	...	...	10
(3) Other courts	...	...	...	...	58

### Staff Society Clinical Meetings

The staff Society of the K.E.M. Hospital and Seth G. S. Medical College held ten meetings during the year, when papers on various subjects were presented.

### Dr. N. A. Purandare Gynaec & Obstetric Research Centre

In Dr. N. A. Purandare Gynaecological and Obstetric Research Centre cases of Gynaecology disorders of hormonal origin are being studied from the point of view of research, investigation and therapy. Oral contraceptive tablets are also being issued by the above Centre.

### Family Planning Centre

The total attendance of the Centre was 1259 during the year under report and the total number of Cases registered was 386. As regards the contraceptives, accent was mainly on Condon and Jelly method. 182 Vasectomy Operations were performed during the year.

Some of the patients were referred to Dr. N. A. Purandare Gynaecological and Obstetric Research Centre for oral contraceptives.

### Food Handlers' Scheme

The Scheme of periodical examination of persons handling food employed in city hotels, catering houses and restaurants made satisfactory progress during the year under report.

3,222 persons were directed for examination by the Health Department, out of which 1,477 persons attended for examination. 328 persons did not give their stools, blood, etc., for pathological examination and hence their reports are still pending. In all 777 fit certificates and 372 unfit certificates were issued during the year under report.

### SHANTILAL MATHURADAS BLOOD BANK

#### (Bombay Municipal Blood Centre)

The total number of blood samples including those from voluntary donors was 9,647 and the amount of Rs. 60,244 was paid out of the Poor Box Charity Fund. The number of blood samples supplied for transfusion was 9,358. Out of the 9,647 blood samples collected, 2,012 were voluntary donors and 2,690 were from relative donors.

**Dr. Jivraj N. Mehta Pharmaceutical Laboratory**

The details of the manufacturing work done in the Laboratory during the year 1966 are given below :—

**PRODUCTION**

(1) Transfusion bottles 500 ml. (14 different types)	...	...	...	96,669
(2) A. C. D. Bottles 80 ml.	...	...	...	10,303
(3) Vials 100, 50 and 10 ml. (Ten types)	...	...	...	17,938
(4) Bulk Injection and Sterile solutions (Eight types)	...	...	...	28 Litres
(5) Stains and Solutions for Clinical use	...	...	...	73 Litres
(6) Enema and Hand Liquid Soap	...	...	...	2,730 Litres
(7) Kermitone Fe and C	...	...	...	1,434 Bottle
(8) Bifore Deoderent	...	...	...	1,230 Litres
(9) Surgical Wax	...	...	...	1,010 Grams

**MISCELLENOUS ITEMS**

(1) Repacking Absolute alcohol & Rectified Spirit 1 × 500 ml.	...	...	...	1,426 Bottles
(2) Bleedings sets for Blood Bank	...	...	...	11,557 Nos.
(3) Saline Sets (Regular and Special)	...	...	...	23,947 Nos.
(4) Blood Transfusion Sets	...	...	...	688 No.
(5) Pyrogen Tests	...	...	...	218 Nos.
(6) Sterility Tests	...	...	...	495 Nos.

The approximate market value of the items manufactured will amount to Rs. 3,27,210.03.

**School Clinic Department**

Municipal School Clinic worked in five Department *viz.*, Medical, Ophthalmic, Aural, Skin and Dental, where the children from various Municipal Schools are medically examined.

2,261 New Children and 17,480 Old Cases were treated in the School Clinic Department in addition to 1,220 referred cases making the total 20,961.

Common complaints were Anaemia, Bronchitis, Round worm, Tonsillitis, Carious teeth and Vitamin 'A' deficiency.

The total expenditure incurred on School Clinic Department of K. E. M. Hospital amounted to Rs. 62,057.47 as against Rs. 30,539 during the previous year.

**Dispensary**

The dispensing work carried out in the Dispensary during the year under report is as follows :—

Out-patients	...	...	...	...	4,51,785
In-patients	...	...	...	...	1,04,617
Ordinary	...	...	...	...	11,293

**Medical Record Department**

The Medical Record Department continued to function satisfactorily during the year under report.

**Paediatric Department**

During the year under report 20,631 New Cases; 28,471 Old Cases were treated at the Out-patient Department and 3,158 were admitted as In-patients.

**Psychiatric Department**

Treatment was given to the following types of cases :—

1. Functional Psychotic Reactions	...	...	...	...	1,189
2. Organic Psychotic Reactions	...	...	...	...	286
3. Psycho-neurotic Reactions	...	...	...	...	2,538
4. Psychosomatic Complaints	...	...	...	...	70
5. Mental Deficiency	...	...	...	...	178
6. Epilepsies	...	...	...	...	493
7. Psychopathic Behaviour & Drug addiction	...	...	...	...	174
8. Miscellaneous	...	...	...	...	80

**Diabetic Clinic**

During the year under report 1,260 New patients were registered at the Clinic. The total at O. P. D. attendance during the year was 14,810 and 1,247 patients were admitted for diabetic treatment.

### Medical Check Up Centre

The Centre is gathering attention of the public in as many as 431 patients were examined at the centre during the year under report.

### Department of Dermatology

During the year under report 33,630 New Cases and 39,531 Old Cases were treated in the Department of Dermatology. It has a well equipped laboratory wherein number of investigations are carried out for diagnosis of cases as well as for research purposes. A Leprosy Clinic is also attached to this Department. 549 New Cases were treated at this Clinic.

### Department of Radiology

Report on the X-ray Diagnostic and Therapeutic work done during the year under report :—

1. Routine X-rays (K. E. M. Hospital) ... ..	17,997
2. Routine X-rays (E. N. T. Hospital, Fort, Bombay) ... ..	669
3. Barium meal X-rays ... ..	903
4. Deep X-ray therapy ... ..	219
5. Superficial X-ray therapy ... ..	49

### Donation by Philanthropic Bodies and Persons

A person who desired to remain anonymous has donated an amount of Rs. 15,000 to this hospital in the year 1965, in memory of (i) Smt. Khemibai Vishindas Ramchandani and (ii) Smt. Parvitibai R. Ramchandani.

During the year under report number of articles including sweets, to fees, fruits, etc., were donated by Philanthropic Institutions and persons.

### K. E. M. Hospital & Seth G. S. Medical College Employees Co-operative Credit Society

The Society worked satisfactorily during the year. The total number of members on the roll at the end of June 1966 was 1,179. The Share Capital amounted to Rs. 4,46,312 on 30th June 1966 as against Rs. 4,08,289 on corresponding date of the previous year. The account of the Society upto 30th June 1966 were audited by the Government Auditors and the Society was awarded 'A' Certificate.

### Accounts Department

Certificates of different categories as mentioned below were issued during the year 1966-67 and a sum of Rs. 13,632 was realised as Certificate fees.

1. Under Workmens' Compensation Act. ... ..	280
2. Medical Opinion Certificates ... ..	5,600
3. Injury Certificates to Police in Medico-legal cases (free) ... ..	300
4. Injury Certificates to patients in Medico-legal cases ... ..	150
5. Municipal Employees Injury Certificates for leave (Free) ... ..	150
6. Insurance Purposes ... ..	500
7. Essentiality Certificates for re-imbusement of Medical expenses to Government Servants ... ..	11,500
8. Ordinary Certificates (Free) ... ..	

### Expenditure out of Poor Box Charity Fund

Besides the expenditure incurred from Municipal Funds a sum of Rs. 2,11,211 was spent out of the Poor Box Charity Fund in the year 1966-67 as against Rs. 1,01,188 in previous year. This amount was mostly spent on costly drugs, blood transfusions, surgical appliances, travelling expenses of patients, etc., for the poor and deserving patients of the hospital.

Donations to the extent of Rs. 19,741 were received by the Poor Box Charity Fund from the patients, Philanthropic bodies and individuals. In addition a sum of Rs. 11,892.84 was collected from the boxes kept in Wards and Out-patient Departments. In addition to cash donations, small donation in kind were also received.

### Expenditure out of the hospital Budget Grant

The total expenditure incurred on the maintenance of the hospital during the year 1966-67 including liabilities at the end of the year but exclusive of the cost of extension scheme amounted to Rs. 75,79,125 approximately. The expenditure was inclusive of the cost of maintenance and treatment of In-patients, Out-patients and Establishment Charges on Medical, Nursing, Administrative and Labour Staff as well as the cost of the Staff for maintenance and repairs of the buildings.

DR. S. V. JOGLEKAR,

M. S., F. C. P. S.

Dean,

K. E. M. Hospital & G. S. Medical College.



## APPENDIX No. 1

*Distribution of beds according to classification of Departments and Sex*

Departments	Male	Female	Children	Total
(1) Medical	120	43	...	163
(2) Surgical	108	36	38	182
(3) Ophthalmic	20	12	...	32
(4) Gynaec	...	50	...	50
(5) Obstetric	...	105	...	105
(6) Skin and Venereal	12	8	4	24
(7) Orthopaedic	120	80	40	240
(8) Aural	12	8	12	32
(9) Psychiatric	30	4	...	34
(10) Neuro-Surgical	25	2	2	29
(11) Neuro-Logical	14	2	2	18
(12) Paediatric	...	...	78	78
(13) Plastic Surgery and Burns	16	14	10	40
(14) Thoracic	10	6	...	16
(15) Isolation	2	1	...	3
(16) Resuscitation	4	1	...	5
(17) Tetanus	5	3	2	10
(18) Cardio-Vascular and Thoracic Centre	...	...	...	40
Total	498	375	188	1,061+52 = 1,113

## APPENDIX No. 2

*Statement showing the particulars of Indoor and Out-door patients, the number of Operations done etc., during the years 1966, 1965 and 1964.*

Particulars	1966	1965	1964
<i>(a) In-patients—</i>			
(1) Schedule strength of beds	1,113	1,113	1,038
(2) Daily average number of In-patients	1,436	1,300	1,213
(3) Total number of new In patients admitted	53,335	52,210	50,394
(4) Average number of days each patient was resident	9.82	9.39	8.02
<i>(b) Out-patients—</i>			
(1) Total number of new Out-patients attendance	3,19,476	3,14,699	2,94,408
(2) Daily average number of new Out-patients	1,047	1,032	804
(3) Total number of Out-patients attendance	6,86,064	7,89,265	8,23,824
(4) Daily average number of Out-patients attendance	2,250	2,588	2,692
(5) Number of Casualty Patients	71,558	70,176	65,309
<i>(c) Operations—</i>			
(1) Total number of Operations on In-patients	19,176	19,336	17,104
(2) Total number of Operations on Out-patients	35,131	30,875	33,401

## APPENDIX No. 3

Statement showing the In-patients treated in the K. E. M. Hospital during the year 1966 with the classification according to Depts. Sex, Age, Discharges & Deaths.

Department	Unit	Sex	In the Hospital at the midnight of 31st Dec. 1965	Admitted during the year	Total treated	Discharged during the year 1966	Died during the year 1966	In the Hospital by the midnight of 31st Dec. 1966	
Medical	I	Male	32	1,434	1,516	1,219	166	41	
		Female	13	578	591	496	83	12	
		M/Children	...	1	1	1	...	...	
		F/Children	...	2	2	2	...	...	
	II	Male	31	1,334	1,365	1,189	141	35	
		Female	14	487	501	421	67	13	
		M/Children	...	3	3	1	2	...	
		F/Children	...	1	1	1	...	...	
	III	Male	44	1,434	1,528	1,354	141	33	
		Female	17	605	622	549	57	16	
		M/Children	...	9	9	8	1	...	
		F/Children	...	5	5	5	...	...	
	IV	Male	42	1,858	1,900	1,591	256	53	
		Female	22	859	881	749	113	19	
		M/Children	...	1	289	157	135	2	
		F/Children	...	1	181	182	101	79	2
	V	Male	28	1,307	1,335	1,197	109	29	
		Female	13	489	502	433	59	10	
		M/Children	...	3	3	...	3	...	
		F/Children	...	3	3	...	3	...	
	VI	Male	33	1,416	1,449	1,275	136	38	
		Female	11	590	601	80	52	9	
		M/Children	...	7	7	6	1	...	
		F/Children	...	4	4	4	...	...	
Surgical	I	Male	27	1,611	1,638	1,516	97	25	
		Female	10	491	501	451	40	10	
		M/Children	...	6	268	274	256	13	5
		F/Children	...	2	92	94	86	5	3
	II	Male	26	1,445	1,471	1,385	57	29	
		Female	11	503	514	460	45	9	
		M/Children	...	5	247	252	238	10	4
		F/Children	...	2	105	107	100	4	3
	III	Male	19	1,425	1,444	1,328	88	28	
		Female	9	344	353	312	36	5	
		M/Children	...	4	211	215	205	7	3
		F/Children	...	2	88	90	82	6	2
	IV	Male	43	1,498	1,541	1,416	91	34	
		Female	15	477	492	428	48	16	
		M/Children	...	9	324	333	304	23	6
		F/Children	...	3	133	136	117	15	4
	V	Male	22	1,600	1,622	1,517	80	25	
		Female	11	423	434	387	38	9	
		M/Children	...	5	263	268	254	11	3
		F/Children	...	1	114	115	101	12	2
	VI	Male	22	1,422	1,444	1,329	83	32	
		Female	9	415	424	369	47	8	
		M/Children	...	7	222	229	219	9	1
		F/Children	...	1	97	98	89	7	2
Ophthalmic	I	Male	11	329	340	330	...	10	
		Female	7	190	197	192	...	5	
		M/Children	...	16	16	16	...	...	
		F/Children	...	10	10	10	...	...	
	II	Male	9	354	363	356	...	7	
		Female	6	217	223	215	...	8	
		M/Children	...	31	31	31	...	...	
		F/Children	...	29	29	29	...	...	
Gynaec	I	Female	27	1,481	1,508	1,473	12	23	
		F/Children	...	2	2	2	...	...	
	II	Female	24	1,239	1,263	1,241	4	18	
		F/Children	...	1	1	1	...	...	
Skin & Venereal	Male	25	266	291	273	5	13		
	Female	4	97	101	89	4	8		
	M/Children	...	2	24	19	1	4		
	F/Children	...	1	16	17	12	2	3	
Aural	I	Male	1	677	678	669	2	7	
		Female	1	442	443	439	2	2	
		M/Children	...	295	295	295	...	...	
		F/Children	...	226	226	225	1	...	
	II	Male	1	593	594	585	4	5	
		Female	...	438	438	435	2	1	
		M/Children	...	295	295	294	1	...	
		F/Children	...	303	303	302	1	...	

## APPENDIX No. 3—(concl.)

Department	Unit	Sex	In the Hospital at the midnight of 31st Dec. 1965	Admitted during the year	Total treated	Discharged during the year 1966	Died during the year 1966	In the Hospital by the midnight of 31st Dec. 1966	
Orthopaedic	I	Male	57	687	744	642	28	74	
		Female	35	278	313	267	9	37	
		M/Children	10	153	163	146	...	17	
		F/Children	7	87	94	81	...	13	
	II	Male	48	664	712	626	22	64	
		Female	28	273	301	263	10	28	
		M/Children	8	134	142	124	2	16	
		F/Children	5	75	80	66	1	13	
	III	Male	45	606	651	573	22	56	
		Female	27	260	287	252	9	26	
		M/Children	7	138	145	133	1	11	
		F/Children	4	67	71	62	...	9	
Psychiatric	I	Male	5	274	279	265	4	10	
		Female	3	143	146	145	...	1	
		M/Children	1	15	16	14	1	1	
		F/Children	..	15	11	10	...	1	
	II	Male	3	260	263	254	1	8	
		Female	2	124	126	123	...	3	
		M/Children	...	122	22	21	1	...	
		F/Children	1	16	17	17	...	...	
Neurology	...	Male	20	350	370	341	18	21	
		Female	10	113	123	117	4	2	
		M/Children	1	33	34	32	2	...	
		F/Children	1	12	13	12	1	...	
Neuro-Surgery	...	Male	12	155	167	133	20	14	
		Female	4	54	58	51	5	2	
		M/Children	...	33	33	28	4	1	
		F/Children	...	11	11	7	3	1	
Paediatric	I	M/Children	25	1,854	1,879	1,014	244	21	
		F/Children	20	1,304	1,324	1,084	223	17	
	II	M/Children	21	1,455	1,476	1,233	226	17	
		F/Children	17	1,023	1,040	807	218	15	
Obstetric	I	Female	43	3,884	3,927	3,841	13	63	
	II	Female	37	3,367	3,304	3,337	11	56	
Plastic Surgery	...	Male	13	246	259	245	2	12	
		Female	6	123	129	119	1	9	
		M/Children	8	111	119	116	...	3	
		F/Children	4	88	92	88	2	2	
Thoracic Surgery	...	Male	9	161	170	141	13	16	
		Female	2	130	132	116	5	11	
		M/Children	2	24	26	19	4	3	
		F/Children	...	27	27	23	2	2	
Gastro-Intestinal Clinic	...	Male	...	12	12	11	1	...	
		Female	...	4	4	4	...	...	
		M/Children	...	...	...	1	...	...	
		F/Children	...	1	1	1	...	...	
Cardiology	...	Male	...	38	38	31	7	...	
		Female	...	35	35	25	10	...	
		M/Children	...	7	7	7	...	...	
		F/Children	...	5	5	4	1	...	
			Male	627	23,557	24,134	21,871	1,594	719
			Female	422	19,153	19,575	18,350	786	439
			M/Children	122	6,483	6,605	5,787	702	116
			F/Children	71	4,140	4,211	3,529	586	96
Total			1,242	53,335	54,577	49,539	3,668	1,370	

## APPENDIX No. 4

Statement showing the Out-patients (New, Old and Casualty) in the K. E. M. Hospital during the year 1966, with classifications according to the Departments, Sex and Age.

Departments	Sex	O. P. D. New cases	O. P. D. Old cases	Total attendance	Casualty
Medical	Male	39,997	49,539	89,536	1,725
	Female	22,687	31,033	53,720	658
	M/Children	557	10	567	218
	F/Children	343	7	350	122
Surgical	Male	55,155	40,538	95,693	29,469
	Female	19,727	13,532	33,259	8,275
	M/Children	12,082	5,063	17,145	9,474
	F/Children	5,871	2,019	7,890	3,868
Ophthalmic	Male	12,842	14,831	27,673	2,739
	Female	5,059	6,716	11,775	243
	M/Children	1,369	1,041	2,410	169
	F/Children	879	582	1,461	65
Gynaec	Female	11,650	17,507	29,157	44
	F/Children	1	...	1	4
Dental	Male	8,165	4,606	12,771	57
	Female	5,240	2,994	8,234	11
	M/Children	1,192	298	1,490	9
	F/Children	775	180	955	6
Skin and Venereal	Male	12,445	14,626	27,071	200
	Female	5,680	5,369	11,049	21
	M/Children	2,749	1,117	3,866	55
	F/Children	1,849	725	2,574	23
Aural	Male	10,585	11,000	21,585	712
	Female	6,536	6,036	12,572	211
	M/Children	3,242	1,808	5,050	421
	F/Children	2,265	1,260	3,525	240
Orthopaedic	Male	11,188	32,415	43,603	7,106
	Female	4,637	11,719	16,356	1,765
	M/Children	2,598	6,537	9,135	1,818
	F/Children	1,329	3,150	4,479	785
Psychiatric	Male	1,848	14,499	16,347	26
	Female	1,043	6,591	7,634	3
	M/Children	160	319	479	...
	F/Children	78	103	181	4
Neuro-Surgical	Male	228	622	850	4
	Female	120	122	242	...
	M/Children	44	31	71	2
	F/Children	25	8	33	...
Neurology	Male	695	2,030	2,725	5
	Female	355	560	915	1
	M/Children	172	76	248	20
	F/Children	118	18	136	11
Paediatric	Male	18	60	78	3
	Female	13	29	42	2
	M/Children	12,128	17,615	29,743	338
	F/Children	8,472	10,767	19,239	192
Obstetric	Female	8,039	16,510	24,549	90
Dispensary Service	Male	7,250	4,115	11,365	...
	Female	3,771	2,063	5,834	...
	M/Children	2,199	543	2,752	...
	F/Children	1,416	366	1,782	...
Plastic Surgery	Male	169	151	320	160
	Female	105	54	159	43
	M/Children	64	13	77	74
	F/Children	49	13	62	50
Thoracic Surgical	Male	227	180	407	5
	Female	121	67	188	3
	M/Children	38	6	44	6
	F/Children	25	1	26	2
Cardiology	Male	366	603	969	...
	Female	180	219	399	...
	M/Children	20	6	26	...
	F/Children	19	5	24	...
Diabetic Clinic	Male	401	120	521	...
	Female	210	55	265	...
	M/Children	28	7	35	...
	F/Children	7	5	12	...
Gastro-Intestinal Clinic	Male	176	1,370	1,546	...
	Female	82	326	406	...
	M/Children	7	8	15	...
	F/Children	8	1	9	...

## APPENDIX No. 4—(Contd.)

Statement showing the Out-patients (New, Old and Casualty) in the K. E. M. Hospital during the year 1966, with classifications according to the Departments, Sex, and Age

Department	Sex	O. P. D. New cases	O. P. D. Old cases	Total attendance	Casualty
Endocrinology	Male	82	78	160	...
	Female	98	45	143	...
	M/Children	7	...	7	...
	F/Children	12	3	15	...
Total	Male	1,61,611	1,91,049	3,52,660	42,211
	Female	95,646	1,21,629	2,17,275	11,370
	M/Children	38,658	34,466	73,124	12,604
	F/Children	23,561	19,444	43,005	5,373
Grand Total		3,19,476	3,66,588	6,86,064	71,558

## APPENDIX No. 5

Statement showing the relative cost per In-patient and Out-patient per day during the year 1966-67 and previous two years

Particulars	1966-67	1965-66	1964-65
	Rs.	Rs.	Rs.
(a) Average cost per In-patient per day	14.39	13.03	13.64
(b) Average cost per In-patient admission	141.16	122.97	120.41
(c) Average cost per Out-patient attendance	2.84	1.60	1.57
(d) Average cost per Out-patient admission	6.09	4.01	4.03

## APPENDIX No. 6

Statement showing the details of cost per In-patient for the year 1966-67 and previous two years.

Year	Diets	Drugs Dressings etc.		Stores and Linen		Heating and Lighting		Miscellaneous		Establishment		Repairs to Building and Engineerings		Total	
		Rs.	P.	Rs.	P.	Rs.	P.	Rs.	P.	Rs.	P.	Rs.	P.	Rs.	P.
1966-67	1.61	3.23	0.74	0.40	0.35	7.40	0.66	14.39	...	...	...	...	...	...	...
1965-66	1.46	2.90	1.07	0.24	0.63	6.40	0.33	13.03	...	...	...	...	...	...	...
1964-65	1.40	2.64	1.15	0.23	0.83	6.98	0.41	13.64	...	...	...	...	...	...	...

## APPENDIX No. 7

Statement showing the average cost of each new Out-patient's admission for the year 1966-67 and previous two years.

Year	Drugs Dressings etc.	Stores and Linen		Heating and Lighting		Miscellaneous		Establishment		Repairs to Building Engineering		Total	
		Rs.	P.	Rs.	P.	Rs.	P.	Rs.	P.	Rs.	P.	Rs.	P.
1966-67	1.46	0.34	0.02	0.24	3.96	0.07	6.09	...	...	...	...	...	...
1965-66	1.10	0.26	0.04	0.05	2.39	0.17	4.01	...	...	...	...	...	...
1964-65	1.00	0.26	0.03	0.15	2.53	0.06	4.03	...	...	...	...	...	...

## APPENDIX No. 8

## Statistical Information

Average age of students.	Year 1966-67
I. At the time of admission	... 21
II. At the time of Matriculation	... 18
<i>Marital state at the time of admission :</i>	
I. Married	... ..
II. Betrothed	... ..
III. Single	... Yes
<i>Occupations of parents or guardians :</i>	
Service	... 57%
Business	... 20%
Medical Profession	... 13%
Legal profession	... 3%
Pension	... 2%
Miscellaneous occupations	... 5%

## APPENDIX No. 9

## Annual Cost and Revenue

	1966-67	1965-66
	Rs.	Rs.
Total expenditure including expenditure on hostels	19,41,216.98	15,22,014.25
Dearness Allowance (included in the above figure)	7,36,617.53	3,54,304.40
Revenue from tuition fees, Hostel rent and miscellaneous receipts	2,46,379.69	2,71,414.00
Revenue from Post-graduate fees	27,671.00	42,931.00
Gross cost per student	2,472.95	1,954.94
Net cost per student	1,742.56	1,652.46
Income from Hostel	39,305.00	39,564.75
Expenditure on Hostel	77,033.00	57,056.02

## APPENDIX NO. 10

## PARTICULARS REGARDING STUDENTS

Number of students in the different classes :—

Class	Male student	Female student	Total
1st M.B., B.S. 1st year	73	87	160
1st M. B., B. S. 2nd year	104	75	179
2nd M.B., B.S. 3rd year	85	82	167
2nd M.B., B.S. 4th year	80	83	163
3rd M.B., B.S. 5th year	69	54	123
Interns	17	28	45
Total number of students	428	409	837
Post graduate students including	158	75	233
research students	21	23	44
Total	179	98	277

## APPENDIX No. 11

## RESULTS OF VARIOUS EXAMINATIONS

*Undergraduate examination.*

Name of the Examination	Held in	Candidates sent up	No. of candidates who passed the whole examination
1st M.B.B.S.	... April 1966	38	23
	... October 1966	165	111
2nd M.B.B.S.	... April 1966	132	90
	... October 1966	82	57
3rd M.B.B.S.	... April 1966	54	43
	... October 1966	93	61
M.D. (Medicine)	... April 1966	9	1
	... October 1966	12	3
M.D. (Pathology)	... April 1966	6	5
	... October 1966	5	2
M.D. (Obstetrics)	... April 1966	18	1
	... October 1966	24	8
M.D. (Pharmacology)	... April 1966	2	2
	... October 1966	1	...
M.D. (Paediatrics)	... April 1966	10	4
	... October 1966	10	6
M. D. Tuberculosis	... April 1966	2	1
	... October 1966	2	2
M.S. (General) Surgery	... April 1966	25	...
	... October 1966	23	9
M.S. (E. N. T.)	... April 1966	7	1
	... October 1966	4	2
M. S. (Orthopaedics)	... April 1966	6	2
	... October 1966	8	2
D. A.	... April 1966	9	9
	... October 1966	12	9
M. S. (Ophthalmology)	... April 1966	4	2
D.M.R.E. (Part II)	... April 1966	3	...
	... October 1966	5	3
D. O.	... April 1966	...	...
D.P. H.	... October 1966	1	1
D.V.D.	... April 1966	5	5
	... October 1966	4	2
M.Sc. (Biochemistry) by papers.	... April 1966	16	11
M. Sc. (Biochemistry) by research	... April 1966	2	2
D.G.O.	... April 1966	...	12
	... October 1966	...	8
D. O. M. S.	... April 1966	...	4
	... October 1966	...	2
D C. H.	... April 1966	...	7
	... October 1966	...	3
D. P. B.	... April 1966	...	4
	... October 1966	...	1
D Orth.	... April 1966	...	2
	... October 1966	...	1
D. O. R. L.	... April 1966	...	6
	... October 1966	...	2

## **E. N. T. HOSPITAL**

The Ear, Nose and Throat Hospital was started at the Improvement Trust Bldg., 7, Napier Road, Fort Bombay, on the 15th December, 1962 for providing medical and surgical treatment to patients suffering from Ear, Nose and Throat diseases.

The scheduled bed strength of the hospital is 100 and all the 100 beds were commissioned for the use of inpatients during the year under report. The total number of patients admitted in the hospital during the year was 4,976. The average stay of an in-patient in the hospital was 3.37 days during the reporting period. Out of the total number of 4,976 in-patients, 4,446 were cured, 257 were relieved, 169 were otherwise discharged 31 left against medical advice, and 11 died leaving 62 patients under treatment in the hospital at the close of the year.

The highest number of patients admitted on a single day was 32 on the 26th December 1966.

### **Out-Patient Department**

The total number of new case papers issued during the year 1966-67 was 24,637 and the total number of Out-patient attendances (New 24,637 and Old 36,553 cases) were 61,190, bringing the daily average attendance of Out-patients to 200.62. The highest No. of out-patients on a single day was 301 on the 2nd August 1966.

### **Operative Work**

As many as 6,336 operations were performed out of which 1,682 were performed on out-patients and the remaining 4,654 on the In-patients during the year.

### **Donations**

Seth Mangoomal Atmasing, Managing Trustee of Atmasing Jessasing Charitable Trust, who has donated Rs. 2½ lakhs to the hospital was requested to donate the articles mentioned in the deed of agreement already executed in the last year.

### **Lecture Series**

A few lectures by the Honorary Staff were arranged at the E. N. T. Hospital for the benefit of M.S. (ENT) students during the course of the year. Some very interesting clinical demonstrations were also given by the said staff.

### **Poor Box Charity Fund**

Cash boxes were continued to be kept in the hospital to enable the patients to drop in their voluntary contributions towards Poor Box Charity Fund. An amount of Rs. 4,425.48 was collected for the Fund through these boxes during the year 1966-67. The fund was utilised for the welfare of the poor and deserving patients attending the hospital.

**M. J. NERURKAR**

*Asstt. Medical Officer, Muml. E. N. T. Hospital.*



## APPENDIX I

Statement showing the particulars of Outdoor patients treated during the year 1966 at the E. N. T. Hospital:—

(1) No. of new cases	...	...	...	...	24,637
(2) No. of old cases	...	...	...	...	36,553
(3) No. of higher attendance on single day	...	...	...	...	301 on 2nd November 1966
(4) Daily average No. of out-patients' attendance	...	...	...	...	200.62
(5) No. of operations on out-patients	...	...	...	...	1,682

Statement showing out-patients (new and old) treated in the E. N. T. Hospital during the year 1966 with classification according to sex:—

Sex	O.P.D. New Cases.	O.P.D. Old Cases.	Total Attendance
Male	11,595	17,153	28,748
Female	6,210	11,103	17,313
Male-Child	8,780	4,643	8,423
Female-Child	3,052	3,654	6,706
Total	24,637	36,553	61,190

## APPENDIX II

Statement showing the Indoor-patients, Operations done, etc., during the year 1966 at the E. N. T. Hospital.

(1) Scheduled strength of beds	...	...	...	100
(2) No. of beds commissioned	...	...	...	100
(3) Total No. of new patients admitted	...	...	...	4,976
(4) Average No. of days each patient was resident	...	...	...	3.37 days
(5) Total No. of operations on indoor patients	...	...	...	4,654

Statement showing the in-patients treated in the E. N. T. Hospital during the year 1966 with classification according to Sex etc.

Sex.	Admitted.	Discharged.	Died.	In the Hospital.
Male	1,804	1,763	7	34
Female	1,195	1,173	4	18
Male-Child	907	903	...	4
Female-Child	1,070	1,064	...	6
Total	4,976	4,903	11	62

# Bai Yamunabai L. Nair Charitable Hospital & Topiwala National Medical College

**BOMBAY-8**

## **Hospital :**

The number of schedule beds is 336. Though simple Surgical operative cases such as Hydrocele, Hernia, Piles etc., and a few Orthopedic cases are transferred to Dr. Bhajekar Hospital, Khetwadi, Bombay 4, which is under the control of this hospital, it has not much helped to reduce the overcrowding of indoor patients at the hospital.

## **Expansion :**

A phased programme of the expansion of the hospital to meet the ever-increasing demands has already been finalised.

An extension building, a miniscraper with ground and eight upper storeyed having a bed capacity of about 500, 10 Air conditioned operation theatres, accommodation for some out patient services and quarters for Resident Medical Officers, is expected to be ready for occupation by the end of 1967. These extra beds and additional facilities are expected to ease the present over crowding to some extent.

In the second phase of expansion programme which is to start immediately on the completion of the new extension building, adequate facilities are proposed mainly for specialised services.

## **Indoor Patients :**

The total number of patients admitted during the year was 24,160 against 24,892 and 25,649 during the years 1965 and 1964 respectively.

On an average, the daily number of patients was 488.84 as against a schedule bed strength of 336.

The highest number of in-patients on a single day was 544 and highest number of admissions on a single day was 107.

Out of total number of 24,647 in patients including 487 brought from the previous years balance, 22,850 were discharged, 1,340 died leaving a balance of 457 patients at the end of the year.

Out of 1,340 deaths 216 were within first 24 hours of admission, 373 were after 24 hours but within 72 hours of admission and the remaining 751 died after a period exceeding 3 days from admission.

## **Out-patients Department :**

The working hours of the out-patient clinics and registry section are the same. The working hours of almost all the special service units like Cardiology, Gastro-enterology etc., are fixed from 11.30 A.M. to 1.30 P.M. This timing has been found to be more helpful in reducing the waiting period of the patients.

The total number of O. P. D. attendance including Casualty patients during the year was 3,69,189 as against 3,24,486 for the year 1965 giving a daily average of 1,194.79 against 1,056.95 for the previous year.

The highest number of attendance on any one day was 1,593 as against 1,498 for the previous year. The highest number of new and old cases on a single day was 642, and 1,054 respectively.

A close look at the in-patient numbers and out-patient attendance will show that there is some decrease in the in-patient number. This is mainly due to the fact that due to the shortage of X-ray plates, the radiological investigations etc., had to be restricted to urgent and deserving cases.

Some Surgical cases were treated at Dr. Bhajekar Hospital and more complicated cases were operated at the hospital which caused a slightly higher average stay of the patients.

## **Blood Bank :**

Demand for blood was found to be pressing as usual. During the year approximately 4,100 transfusions (excluding plasma transfusions) were administered as against 4,003 for the previous year.

Response from the voluntary donors was not found so encouraging and only 69 voluntary donors were bled during the year as against 504 during the previous year.

Due to the ever lasting and pressing demand for blood it was thought desirable to request the relations of the patient in need of blood, to donate blood. Response for request was found encouraging and as many as 247 relations gave blood. Open heart surgery technique has been modified, needing now less number of blood donors and quantity of blood for the Heart Lung Machine.

## **Cardiology Medical and Surgical Services :**

572 new and 1,072 old cases attended at the O. P. D. 155 were admitted for indoor treatment. During the year 68 Cardiac operations and 52 Cardiac Catheterisation and Cardio-angiography were performed. During the year under report 5,306 cardiograms were taken as against 4,878 for the previous year.

## **Gastro-Enterology (Medical) Service :**

During the year 407 new cases attended the O. P. D., in addition to the follow up cases which were on average 16. 228 patients were admitted for Indoor treatment.

A regular follow up is under taken of all the cases. The department carried out routine investigations in addition to special investigations such as Peritoneoscopy, Sigmoidoscopy, Gastric Biopsies, Jejunal Biopsy, Liver Biopsies, Colon Biopsies, Oesophagus Biopsy and Gastroscopy.

#### **Gastro-Enterology (Surgical) Service :**

During the year 434 new cases were attended in addition to the regular old cases. 800 cases were admitted for investigation out of which 25 were operated. The Department carried out 400 Barium investigations, 200 gastric Analysis including gastric analysis with insulin study and 12 Cholecystography investigations.

#### **Neurology Service :**

This specialised service functions twice a week. During the year 602 patients were examined in the O. P. D. and 67 were admitted for indoor treatment.

The department also examined 125 indoor patients referred by other services.

Indian Council of Medical Research (Government of India) sanctioned a grant for this department for a Clinico-Arteriographic and Pathologic study on acute stroke cases admitted to this hospital which was carried out during the year.

#### **Neuro Surgical Service :**

153 New and 134 Old cases were attended at the O. P. D. 76 were admitted for indoor treatment. 105 operations were performed.

#### **Rheumatic and Collagen Disesses Department :**

This department conducts out-patients clinic on one day in a week and 367 patients attended the O. P. D.

#### **Thoracic Surgery Service :**

During the year 704 patients attended the out-patient department and 144 wer admitted for indoor treatment. During the year 246 operations were performed.

A regular follow up of the cases was undertaken. A regular "Bronchoscopy" session was conducted every Tuesday for nearly 6 months and on an average 2-3 bronchoscopies were done at each session.

#### **Genito Urinary Surgical Service :**

90 new and 137 old cases were attended at the O. P. D. During the year 181 operations were performed.

#### **Plastic Surgery Service :**

The department functions once a week. During the year 122 new cases attended the department. 150 cases were admitted for surgery and 220 operations were performed.

#### **Preventive and Social Medicine Department :**

The department provided clinic services to two types of socio-occupational groups, Sweepers at Arthur Road and White collared workers at Gilder Lane.

The department continued to undertake follow-up work of cases referred from the hospital. During the year "Tuberculin" testing was carried on 3,333 children attending Paediatric O. P. D. of the hospital and B. C. G. vaccination was administered to 1,996 new borns and 781 children from Paediatric out-patient department of the hospital.

Home visits were undertaken as usual. 1,374 neo-nates were given small-pox vaccine.

The department is engaged on a special study of "Coronary" patients, attending out-patient department, and University Professors.

#### **Audiology and Speech Therapy Department :**

The demand for the services of this department is ever increasing. During the year 854 new cases were registered. The total number of cases treated was 8,441. The daily average attendance of the patients is approximately 14.

The break up of the different cases treated at this department is as under :—

Deafness	...	259
Stammering	...	134
Dyslalia	...	72
Laryngectomy	...	11
Mental Retardation	...	45
Cerebral palsy	...	9
Aphasia	...	12
Cleft palate	...	32
Short palate	...	7
Audiogram	...	182
Voice	...	27
Nasality	...	3
Dysarthria	...	8
ongloid	...	4
Delayed in speech	...	14
Delayed in language	...	24
Dysphasia	...	10
Not diagnosed	...	1

---

854

Looking to the needs of new trained personnel in this specialised branch, a school for training of personnel is started from August 1966 with a first batch of 10 students. The course is of 2 years duration leading to the award of a "diploma". The entrance qualification is I.Sc. (B Group). It is proposed to make this course a regular Degree course and the matter is under correspondence with the University of Bombay.

The department has secured services of visiting lecturer in Speech Pathology from the United States under Full-Bright Programme. Dr. George Bryan the visiting lecturer from Oklohoma, U.S.A. joined the department from September 1966.

#### **School Clinic Department :**

A clinic for Medical examination of School Children from the Municipal School in A to E wards, was opened at this hospital from 1st July 1965. The clinic worked in three services, Paediatric, Aural and Ophthalmic from Monday to Friday between 2-30 P.M. to 4-30 P.M.

During the year 2,017 new cases, and 13,016 old cases were examined. 199 children were operated upon for Tonsils, 4 for Mastoid and 3 for disease of sight. X-rays were taken in case of 327 children, Cardiograms were taken in 22 cases. 108 children were given glasses from the clinic.

#### **Nursing Staff :**

During the year 34 candidates passed the Senior examination of the Maharashtra Nursing Council and 29 Nurses passed the Mid-wifery examination held by the council.

#### **Poor Patients Fund :**

Donation to the extent of Rs. 20,379.74 were received during the year in addition to Rs. 11,575 collected from the boxes kept in the wards and O. P. D. of this Hospital.

An amount of Rs. 4,486.63 was spent from the fund towards Medicine, Drugs, etc., for the Poor Patients.

Donations exceeding Rs. 1,000 were made by the following persons :—

	Rs.
Shri Ramesh Shah	... 5,151
Smt. Lakmibai L. Hemdar	... 2,400
Shri Das Jatib	... 1,001

#### **Health Check up Centre :**

231 patients took benefit of this subsidised facility during the year under report.

Although citizens have not taken full advantage, it is being patronised and with adequate propaganda a greater number of citizens will utilize the service. The service is open on week days from 6 P.M. to 7-30 P.M. and on Saturdays from 2-00 P.M. to 3-30 P.M.

#### **Annual Expenditure :**

The total expenditure incurred on the maintenance of the hospital including liabilities at the end of the year amounted to Rs. 36,33,460 as against Rs. 32,50,735 for the previous year.

Appendices 1 to 9 give the statistical information about the work of the Hospital.

### **TOPIWALA NATIONAL MEDICAL COLLEGE**

The college has been permanently affiliated to the University of Bombay for teaching the courses of studies leading up to M.B., B.S. and B.S.C., (Med.) Degree Examinations. The University of Bombay has discontinued Diploma Courses in Medical subjects and M.Sc. (Medical) courses since June 1966 and instead commenced Degree courses.

The college is also affiliated with the College of Physicians and Surgeons of Bombay for Post-graduate Diploma Courses.

#### **Admission :**

The number of undergraduate students on the roll at the close of the year was 644 out of which 333 were lady students. The number of post-graduate students was 160 including 48 ladies. Students registered for college of Physicians and Surgeons of Bombay for Diploma courses were 87 including 24 lady students.

The arrangements of sending students to the L.T. Municipal General Hospital for clinical training was discontinued from 18th December 1966. However, in view of the shortage of beds at the attached Nair Hospital, the University has been approached to allow to make use of one clinical unit each in Medicine, Surgery, and Gynaecology at that Hospital.

#### **Lectures, Seminars and Research :**

During the year, Clinico-Pathological Conferences and Clinical meetings were held.

#### **Research Society :**

A Research Society of this College and Hospital was formed on 16th September 1964 and continued their work as usual.

## University and College Prizes :

Name of the Student.	Name of the prizes to be awarded.
(1) Shri M. P. Ramkrishana	... (1) Dr. F. P. Soonawala Gold Medal for securing highest marks in Medicine at the III M.B.,B.S. Examination held in October 1965. (2) Dr. Parab Memorial Prize for securing highest total at the III M.B.,B.S. Examination held in October 1965. (3) T.C.F Gold Medal Awarded by Messrs Rallias India Limited, for standing first amongst the students of the T. N. Medical Collage at the III M.B.,B.S. Examination held in October 1965.
(2) Shri C. B. Dhabuwala	... (1) Dr A. L. Nair Memorial Gold Medal for securing highest number of marks in Surgery at the III M.B., B.S. Examination held in October 1965. (2) Dr. D. B. Pandya's Prize and (3) Smt. Gopikabai Narayan Karande's Prize for securing highest marks in Midwifery at the III M.B.,B.S. Examination held in October 1965.
(3) Shri A. C. Dandekar	... (1) Dr. D. H. Dudha Memorial Prize in Medicine for standing first at the competitive examination in Medicine held in April 1966.
(4) Shri A. H. Menezes	... (1) Master Vishwanath Narayan Shambhu's Scholarship in Surgery for standing first at the competitive examination in Surgery held in April 1966.
(5) Smt. L. G. Joshi	... (1) Dr. N. V. Ajinkya Midwifery Medal for standing first at the competitive examination in Midwifery held in April 1966.
(6) Smt. S. A. Kotwal	... (1) Dr. A. M. Gokhale Cash Prize for standing first at the competitive examinations in Ophthalmolgy held in August 1965 and February 1966 together.
(7) Shri R. H. Merchant	... (1) Dr. A. L. Nair Medal in Medicine for standing first at the competitive examination in Medicine held in January 1966. (2) Dr. V. G. Rele's Scholarship and Dr. S. S. Rao Prize for securing highest marks in Pharmacology at the II M.B., B.S. Examination held in April 1966. (3) Dr. H. A. Maniar's Prize for securing highest marks in Forensic Medicine at the II M.B., B.S. Examination held in April 1966. (4) Shri Doongersee A. Kar Prize for securing highest total number of marks at theia's II M.B.,B.S. examination held in April 1966.
(8) Shri Pai Dhungat J.	... (1) Dr. Maneck Billimoria Prize for securing highest marks in Pathology at the II M.B.,B.S. Examination held in April 1966.
(9) Smt. S. L. Shevde	... (1) Dr. D. D. Sathye's Prize (2) Dr. D. D. Variava's Prize and (3) Mahatma Gandhi Memorial Prize for obtaining highest marks in Anatomy and highest total respectively at the 1st M.B.,B.S. Examination held in October 1965. (4) Dr. G. P. Nair's Scholarship in Embryology for standing first at the competitive examination in embryology held in September 1965.
(10) Smt. G. T. Rindani	... (1) Dr. S. B. Parchure's Prize for securing highest marks in Physiology at the 1st M.B.,B.S. Examination held in October 1965.
(11) Shri V. S. Maheshwari	... (1) Dr. L. H. Hiranandani Entrance Scholarship for the year 1966.
(12) Shri D. H. Dubash	... (1) Dr. D. V. Patel's Scholarship for the year 1966.
(13) Miss. N. S. Koradia	... (1) Mrs. Jane Patrao, Scholarship for the year 1966.
(14) Shri I. J. Shah	... (1) Dr. E. S. Sankar Narayan Iyer's Entrance Prize for the year 1966.

**Library :**

The working hours of the library are from 8-30 A.M to 10-00 P.M. on working days and from 8-30 A.M. to 7-00 P.M. on Saturdays.

The total number of books added to the library was 1409 as against 891 of the previous year. Out of these 631 were donated to the library.

The College subscribed to 200 periodicals during the year as against 196 during the last year. In all, the library continued to receive 306 periodicals as against 287 during the preceding year. The college library has at the end of the year 13233 books as against 11826 in the last year and 4465 bound volumes of periodicals as against 3437 during the last year.

Two books were lost and written off.

**Naval Medical Unit :**

The Naval Medical Unit of the National Cadet Corps continued their activities at the Maharashtra, Naval Medical Unit, Haji Ali Park.

**Gymkhana And other Activities :**

National days were celebrated. The Annual College Day was celebrated on 22nd January 1967 when Shri S. R. Patkar, Mayor of Bombay was the Chief Guest.

**Annual Cost and Revenue :**

The total expenditure of the College amounted to Rs. 12,93,397 during the year under report as against Rs. 13,46,101 during the previous year. The net revenue of the College by way of Tution Fees miscellaneous receipts, etc. amounts to Rs. 2,74,681.24 as against Rs. 2,69,140.61 during the preceding year.

T. H. RINDANI,  
Dean,  
B.Y.L. Nair Charitable Hospital and  
T.N. Medical College, Bombay-8.

## APPENDIX No. 1

The number of beds in the hospital was 336. They were fully occupied during the year under report. They were distributed as under :—

Department	Male	Female	Children	Total
Medical	60	24	..	84
Surgical	62	18	...	80
Ophthalmic	10	6	2	18
Gynaec	...	20	...	20
Skin and V. D.	12	2	2	16
Aural	9	5	2	16
Orthopaedic	11	7	2	20
Obstetric	...	40	...	40
Paediatric	...	...	25	25
Tuberculosis	7	...	...	7
Dental	2	2	...	4
Others	4	2	...	6
Total	177	126	33	336

## APPENDIX No. 2

Particulars of in-door and out-door patients treated during the year 1966 and 1965, Number of operations, etc.

Particulars:	FIGURES FOR		
	1966	1965	
<b>'A' In-patients</b>			
(1) Scheduled strength of beds	...	336	336
(2) Daily average number of in-patients	...	488.84	489.10
(3) Total number of new in-patients treated	...	24,160	24,892
(4) Average number of days each patient was resident	...	7.38	7.17
<b>'B' Out-patients</b>			
(1) Total number of new out-patients	...	1,35,136	1,33,906
(2) Daily average number of new out-patients	...	437.33	436.17
(3) Total number of out-patients attendance (excluding Casualty cases)	...	3,31,209	2,85,770
(4) Daily average number of out-patients attendance	...	1,194.79	1,056.95
(5) Total number of Casualty patients	...	37,980	38,716
<b>'C' Operations</b>			
(1) Total number of Operations on in-patients	...	7,193	7,374
(2) Total number of Operations on out-patients	...	4,109	3,261

## APPENDIX No. 3

Relative cost per In-patient and Out-patient per day during 1966-67 and Previous two years.

Particulars	1966-67	1965-66	1964-65
	Rs. P.	Rs. P.	Rs. P.
In-patient	15.93	13.73	13.43
Out-patient	1.51	1.11	1.28

## APPENDIX No. 4

Statement showing the details of cost per In-patient per day for 1966-67 and previous two years.

Year	Diet	Drugs Dressing, etc.	Stores and Linen	Heating Lighting and repairs	Establishment	Total
	Rs. P.	Rs. P.	Rs. P.	Rs. P.	Rs. P.	Rs. P.
1966-67	1.89	3.93	0.50	0.28	9.33	15.93
1965-66	1.35	2.87	0.53	0.24	8.74	13.73
1964-65	1.35	2.85	0.45	0.23	8.55	13.43

## APPENDIX No. 5

Statement showing the Average Cost per Out-patient per day for 1966-67 and previous two years.

Year.	Drugs Dressing, etc.		Stores and Linen.		Heating Lighting & Repairs.		Establishment.		Total.	
	Rs.	P.	Rs.	P.	Rs.	P.	Rs.	P.	Rs.	P.
1966-67	...	0.64	0.08	0.06	0.06	0.73	1.51			
1965-66	...	0.50	0.06	0.06	0.49	1.11				
1964-65	...	0.46	0.06	0.05	0.71	1.28				

## APPENDIX No. 6

## ACCIDENT CASES

The following table shows the number of accident cases treated during the year under report in comparison with that of the previous year.

Sex.	Treated in casualty Department.		Admitted through Casualty Department.			
	1966.	1965.	1966	1965		
Male	...	22,943	23,818	1,817	2,022	
Female	...	4,937	5,226	584	660	
Children	Male	...	7,094	6,699	504	504
	Female	...	3,006	2,973	262	257
Total	...	37,980	38,716	3,167	3,443	

## APPENDIX No. 7

Summary of In-patients classified according to Department and Sex for the period from 1-1-1966 to 31-12-1966.

Department.	Sex.	In the Hospital on Mid-night of 31-12-65.	Admitted during 1966.	Total.	Discharged during 1966.	Deaths.	In the Hospital on Mid-night of 31-12-66.	
Medical	Male	105	3,614	3,719	3,263	355	101	
	Female	35	1,507	1,542	1,350	153	39	
	Total	140	5,121	5,261	4,613	508	140	
Surgical	Male	85	3,615	3,700	3,470	168	62	
	Female	24	1,049	1,073	987	65	21	
	Children	Male	3	637	640	607	24	9
		Female	10	311	321	300	14	7
	Total	122	5,612	5,734	5,364	271	99	
Ophthalmic	Male	8	316	324	315	...	9	
	Female	7	191	198	195	...	3	
	Children	Male	1	37	38	38	...	...
		Female	2	23	25	23	...	2
	Total	18	567	585	571	...	14	
Gynaecology	Female	18	890	908	884	7	17	
	Children	...	2	2	2	...	...	
	Total	18	892	910	886	7	17	
Skin and Venereal Diseases	Male	2	104	106	101	1	4	
	Female	2	28	30	28	1	1	
	Children	Male	...	4	4	4	...	...
		Female	...	6	6	6	...	...
	Total	4	142	146	139	2	5	



## APPENDIX No. 7—Contd.

Department	Sex		In the Hospital on Mid-night of 31-12-65	Admitted during 1966	Total	Discharged during 1966	Deaths	In the Hospital on Mid-night of 31-12-66
Aural	Male	...	5	750	755	741	7	7
	Female	...	3	481	484	478	3	3
Children—	Male	...	3	380	383	380	...	3
	Female	...	3	381	384	381	1	2
Total	...		14	1,992	2,006	1,980	11	15
Orthopedic	Male	...	30	592	622	600	6	16
	Female	...	11	201	212	193	3	16
Children—	Male	...	5	237	242	238	...	4
	Female	...	3	131	134	132	...	2
Total	...		49	1,161	1,210	1,163	9	38
Paediatric	Male	...	27	1,779	1,806	1,521	252	33
	Female	...	22	1,293	1,315	1,100	196	19
Total	...		49	3,072	3,121	2,621	448	52
Maternity	Female	...	60	4,384	4,444	4,370	16	58
	Total	...	60	4,384	4,444	4,370	16	58
T.B.	Male	...	11	187	198	163	27	8
	Female	...	...	1	1	1	...	...
Total	...		11	188	199	164	27	8
Dental	Male	...	...	36	36	35	...	1
	Female	...	...	23	23	23	...	...
Children—	Male	...	...	3	3	3	...	...
	Female	...	...	10	10	10	...	...
Total	...		...	72	72	71	...	1
Cardiology	Male	...	...	79	79	70	8	1
	Female	...	...	51	51	36	11	4
Children—	Male	...	...	16	16	12	3	1
	Female	...	...	9	9	9	...	...
Total	...		...	155	155	127	22	6
Gastro-Enterology	Male	...	1	168	169	163	3	3
	Female	...	...	60	60	59	1	...
Children—	Male	...	...	...	...	...	...	...
	Female	...	...	...	...	...	...	...
Total	...		1	228	229	222	4	3
Psychiatric	Male	...	...	...	...	...	...	...
	Female	...	...	2	2	2	...	...
Children—	Male	...	...	...	...	...	...	...
	Female	...	...	...	...	...	...	...
Total	...		...	2	2	2	...	...
Rheumatic and Collegan Disease	Male	...	...	11	11	11	...	...
	Female	...	...	11	11	11	...	...
Children—	Male	...	...	...	...	...	...	...
	Female	...	...	...	...	...	...	...
Total	...		...	22	22	22	...	...

## APPENDIX No. 7—Contd.

Department	Sex	In the Hospital on Mid-night of 31-12-65	Admitted during 1966.	Total	Discharged during 1966	Deaths	In the Hospital on Mid-night of 31-12-66
Endocrinology	Male	...	...	...	...	...	...
	Female	...	4	4	4	...	...
Children	Male	...	...	...	...	...	...
	Female	...	...	...	...	...	...
Total	...	...	4	4	4	...	...
Neuro-logy	Male	...	26	26	26	...	...
	Female	...	9	9	8	...	1
Children	Male	...	...	...	...	...	...
	Female	...	1	1	1	...	...
Total	...	...	36	36	35	...	1
Neuro-surgery	Male	...	46	46	39	7	...
	Female	...	18	18	16	2	...
Children	Male	...	9	9	8	1	...
	Female	...	1	2	3	...	...
Total	...	1	75	76	66	10	...
Plastic Surgery	Male	...	19	19	19	...	...
	Female	...	10	10	10	...	...
Children	Male	...	10	10	10	...	...
	Female	...	5	5	5	...	...
Total	...	...	44	44	44	...	...
Gastro-Enterology Surgical Service	Male	...	225	225	225	...	...
	Female	...	65	65	65	...	...
Children	Male	...	5	5	5	...	...
	Female	...	...	...	...	...	...
Total	...	...	295	295	295	...	...
Thoracic-Surgery	Male	...	23	23	19	4	...
	Female	...	4	4	4	...	...
Children	Male	...	...	...	...	...	...
	Female	...	...	...	...	...	...
Total	...	...	27	27	23	4	...
Genito-Urinary Surgical Service	Male	...	52	52	52	...	...
	Female	...	17	17	16	1	...
Children	Male	...	4	4	4	...	...
	Female	...	...	...	...	...	...
Total	...	...	73	73	72	1	...
Grand Total	...	487	24,160	24,647	22,850	1,340	457

## APPENDIX No. 8

Summary of out-patients classified according to Departments and sex for the year 1966

Department	Sex	O. P. D. New cases	Casualty cases	O. P. D. Old cases	Total Attendance	
Medical	Male	21,470	406	32,780	54,656	
	Female	8,934	228	15,555	24,717	
Total	..	30,404	634	48,335	79,373	
Surgical	Male	10,125	20,386	36,624	67,135	
	Female	2,905	4,328	8,665	15,898	
	Children	Male	1,043	6,458	5,733	13,234
		Female	584	2,735	3,559	6,878
Total	..	14,657	33,907	54,581	1,03,145	

## APPENDIX No. 8—Contd.

Department	Sex	O. P. D. New cases	Casualty cases	O. P. D. Old cases	Total Attendance
Ophthalmic	... Male	4,874	844	5,456	11,174
	... Female	2,328	36	2,398	4,762
	Children ... Male	393	34	1,046	1,473
	... Female	306	18	712	1,036
	Total ...	7,901	932	9,612	18,445
Gynaecology	... Female	3,732	13	11,421	15,166
	Children ... Female	...	2	...	2
	Total ...	3,732	15	11,421	15,168
Skin and Venereal Diseases	... Male	5,355	6	4,702	10,063
	... Female	2,018	5	1,923	3,946
	Children ... Male	1,212	1	1,012	2,225
	... Female	970	1	743	1,714
	Total ...	9,555	13	8,380	17,948
Aural	... Male	4,104	58	5,679	9,841
	... Female	2,850	10	3,377	6,237
	Children ... Male	1,354	36	1,845	3,235
	... Female	1,205	17	1,385	2,607
	Total ...	9,513	221	12,286	21,920
Orthopedic	... Male	1,909	1,240	6,565	9,714
	... Female	854	256	2,146	3,256
	Children ... Male	331	427	1,239	1,997
	... Female	189	149	757	1,095
	Total ...	3,283	2,072	10,707	16,062
Paediatric	... Male	6,461	138	11,240	17,839
	... Female	4,899	84	8,071	13,054
	Total ...	11,360	222	19,311	30,893
Ante-Natal	... Female	3,757	61	10,600	14,418
	Total ...	3,757	61	10,600	14,418
Post-Natal	... Female	494	...	4,695	5,189
	Total ...	494	...	4,695	5,189
T.B.	... Male	296	1	777	1,074
	... Female	80	...	263	343
	Total ...	376	1	1,040	1,417
Psychiatric	.. Male	420	..	436	856
	.. Female	289	..	141	430
	Children .. Male	26	..	..	26
	.. Female	5	..	..	5
	Total ..	740	..	577	1,317
Cardiology	.. Male	340	..	822	1,162
	.. Female	163	..	228	391
	Children ... Male	44	..	14	58
	... Female	25	..	8	33
	Total ...	572	..	1,072	1,644
Gastro-Enterology	... Male	107	..	1,187	1,294
	... Female	34	..	276	310
	Children ... Male	1	..	12	13
	... Female	...	..	7	7
	Total ...	142	..	1,482	1,624

## APPENDIX No. 8—Contd.

Department	Sex	O.P.D. New cases	Casualty Cases	O.P.D. Old Cases	Total Attendance
Dental	...	...	...	...	1
	...	...	...	...	...
	Children	...	...	...	...
	...	...	...	...	...
	Total	...	1	...	1
Genito Urinary Surgical Service	...	...	...	115	199
	...	...	...	22	27
	Children	...	...	...	1
	...	...	...	...	...
	Total	...	90	...	137
Preventive and Social Medicine	...	...	...	172	179
	...	...	...	1,934	1,945
	Children	...	...	941	947
	...	...	...	1,055	1,064
	Total	...	33	...	4,102
Rheumatic and Collagen Diseases...	...	...	...	149	217
	...	...	...	65	148
	Children	...	...	...	1
	...	...	...	...	1
	Total	...	153	...	214
Neuro-Surgery	...	...	1	351	406
	...	...	...	126	154
	Children	...	...	40	59
	...	...	...	24	27
	Total	...	104	1	541
Neuro-logy	...	...	...	288	371
	...	...	...	154	189
	Children	...	...	32	38
	...	...	...	3	4
	Total	...	125	...	477
Plastic Surgery	...	...	1	41	53
	...	...	...	6	9
	Children	...	...	1	6
	...	...	...	...	1
	Total	...	20	1	48
Gastro Enterology Surgical Service	...	...	...	23	103
	...	...	...	17	29
	Children	...	...	...	1
	...	...	...	...	...
	Total	...	93	...	40
Thoracic Surgery	...	...	...	10	52
	...	...	...	2	11
	Children	...	...	...	...
	...	...	...	...	...
	Total	...	51	...	12
Physiotherapy	...	...	...	20,584	20,584
	...	...	...	7,543	7,543
	Children	...	...	2,406	2,406
	...	...	...	...	...
	Total	...	...	34,383	34,383
Grand Total	...	97,156	37,980	2,34,053	3,69,189

## APPENDIX No. 9.

## TOPIWALA NATIONAL MEDICAL COLLEGE

Number of students as on 31st March 1967 :—

Class		Male	Female	Total
III M.B.B.S.	... III Term	14	17	31
Do.	... II Term	44	51	95
Do.	I Term	18	14	32
Do.	Repeaters	25	18	43
III M.B.B.S.	Cond.	...	2	2
Do.	Cond. repeaters	4	...	4
II M.B.B.S.	III Term	33	73	106
Do.	II Term	21	5	26
Do.	I Term	25	43	68
Do.	Repeaters	2	2	4
I M.B.B.S.	II Term	74	67	141
Do.	Repeaters	50	40	90
Do.	Cond.	...	1	1
Do.	Cond. Repeaters	1	...	1
Total		311	333	644

## DR. BHAJEKAR SURGICAL HOSPITAL

DR. BHAJEKAR STREET, BOMBAY — 4.

This hospital with a schedule bed strength of 45 is attached to the B.Y.L. Nair Charitable Hospital and is under the overall administrative control of the Dean, B.Y.L. Nair Charitable Hospital.

Patients attending Nair Hospital and needing minor surgical operations, such as Hydrocoele, Hernia, Piles, etc., are admitted and operated at Dr. Bhajekar Hospital. An out-patient Department also functions on Saturday at Dr. Bhajekar Hospital and patients are admitted. Out of 45 beds, 11 beds are for orthopedic cases.

Orthopedic patients from Nair Hospital in convalescent stages and needing routine treatment are transferred to Dr. Bhajekar Hospital, to reduce overcrowding in orthopedic wards and admit new cases requiring active and urgent treatment.

The Honorary Surgeons from the Nair Hospital attend to the patients at Dr. Bhajekar Hospital. A.M.O. at the Nair Hospital looks after the general working of the Bhajekar Hospital under the overall supervision and control of the Dean.

During the year, 431 new cases were examined at O.P.D. 1114 patients were admitted for indoor treatment out of which 1070 were on surgical side and 44 were on orthopedic side. Total number of operations performed was 1133 out of which 36 were "Vasectomy Operations."

The expenditure of the hospital for the year 1966 amounted to Rs. 1,40,568.

The hospital has to a certain extent helped to reduce the overcrowding of the in-patients at B.Y.L. Nair Charitable Hospital.

T. H. RINDANI,  
Dean  
B.Y.L. Nair Charitable Hospital.

# THE NAIR HOSPITAL DENTAL COLLEGE

The College conducts four years' Course in Dentistry leading to the Degree of the Bombay University. The College also conducts Post-graduate Courses in 7 subjects since June 1959.

This College is recognised as Training Centre in India to train candidates for L.D.S., R.C.S. (Eng). Examination and Fellowship in Dentistry Examination of the Royal College of Surgeons, England and Edinburgh.

The admission standard for student is Intermediate Science Examination of the Bombay University or an examination equivalent to it and the course extends for four years.

During the year under report 43 students including 13 ladies have passed the Final B.D.S. and M.D.S. Examinations. The following are the principal departments of the College:—

1. Examination and Treatment Planning Department.
2. Operative Department.
3. Exodontia Department.
4. Prosthetic Department.
5. Orthodontia Department.
6. Periodontia Department.
7. Pedodontia Department.
8. Dental Pathology.
9. Dental Radiology.
10. Speech Therapy Department.
11. Maxillo-Facial and Plastic Surgery Department.

The College has an academic Council to look after the academic affairs of the College.

The College has 127 Dental Chairs, 100 Dental Units, 3 Dental X-Ray Machines and other equipments to give Dental Treatment on most modern lines.

## Students Gymkhana

The College has provided all facilities for indoor and outdoor sports.

During the year under report Dr. Jan Johansen, a Foreign Expert from Norway was invited as Guest Teacher by the Dental Council of India to give lectures to the M. D. S. Students.

## Resume of work done in the Clinics

The total number of patients treated during the year under report was 85375 (both in the morning and evening Clinics) which included 41502 Males, 21935 Females and 21938 Children. Details of work done, operations performed, etc., are given in Appendix 'A' and 'B'.

During the year under report a total revenue of Rs. 1,84,791.00 was collected by way of fees from students and patients as against Rs. 1,89,372.00 during the preceding year. The total expenditure incurred came to be Rs. 6,05,178.00 as against Rs. 6,30,786.00 during the preceding year.

## Poor Box Fund

During the year under report 914 sets of the upper and lower Artificial Teeth, 409 Partial Sets of Teeth, 100 Repairs of Sets of Teeth and 620 X-Rays were given free to Poor deserving patients from the Fund. The total amount in the Fund was Rs. 37,345.48 at the close of the year.

7120 Municipal School Children were treated in the Clinics during the year.

M. S. N. GINWALLA,  
L. D. Sc., D. D. S.,  
M. Sc., F.I.A.O.S.  
Dean,  
N.H.D.C.

## APPENDIX 'A'

Full Denture Sets. ... ..	914
Partial Sets ... ..	409
Repairs of Sets ... ..	100
Gold Bridge and Inlays ... ..	28
Silver Fillings ... ..	681
Porcelain Fillings. ... ..	7
Prophylaxis and pyorrhoea Treatment ... ..	324
Extractions under Local Anaesthesia ... ..	28,486
Surgical Extraction of Root ... ..	1,248
Extractions under General Anaesthesia ... ..	959
Abscess Treatment ... ..	72
Surgical Removal Impacted Teeth ... ..	38
Orthodontia Appliances for Correction of teeth of children ... ..	200
Root Canal Treatment ... ..	112
Jacket Crowns ... ..	50
Apicectomy ... ..	63
Elelectomy ... ..	51
Gingivectomy ... ..	50

## APPENDIX 'B'

*Maxillo Facial and Plastic Surgery Department:—*

*List of Operations done*

Sr. No.	Description	Nos.
1	Impactions ... ..	118
2	Biopsy ... ..	12
3	Oro antral fistula ... ..	7
4	Cysts ... ..	21
5	Fractures ... ..	37
6	Caldwell-Luc ... ..	14
7	Benign Tumours ... ..	21
8	Plastic & Reconstructive Surgery ... ..	36
9	Alveolectomies ... ..	6
10	Hare lip ... ..	3
11	Skin Graft ... ..	1
12	Subluxation (T. M. Joint) ... ..	1
13	Suturing of Wounds ... ..	8
14	Alveolar Abscess ... ..	30
15	Osteotomies ... ..	10
16	Maxillectomy ... ..	1
17	Apicectomy ... ..	19
18	Osteoarthrotomy & arthroplasty ... ..	2
	Total ... ..	347
Operations under L. A.	199	
Operations under G. A.	48	
Total	347	

# Lokmanya Tilak Municipal General Hospital and Annapurnabai Deshmukh Hospital for Women, Sion, Bombay 22 (1966-1967)

This institution has completed 19 years of its existence in the year 1966-67. A short report of the staff, departments and the work done in the departments during the year under report in this institution is given below :—

*Administrative staff*—Dr. V. N. Panse, M.D., M.D.M., Prof. of Preventive and Social Medicine, L.T.M. M. College, Sion, has been asked to look after the duties of the Dean, of the L.T.M.G. Hospital and L.T.M. M. College, Sion from 1st April 1966, in addition to his own.

Dr. (Smt.) A. S. Punde, M.D. (Bombay) held the post of Superintendent of the L.T.M.G. Hospital Sion, during the year under report. She was on leave from 27th December 1965 to 8th January 1966. During her leave period Dr. V. S. Shevde, M.B., B.S., Asstt. Medical Officer and Fire Brigade Surgeon was look in after her duties.

*Municipal Medical College, Sion.*—The Municipal Medical College, Sion, started in November 1964 with 60 students.

The first batch of 60 students was sent in April 1966 for first M.B., B.S. Examination of the Bombay University and 33 students passed. In October 1966 the Second batch of 52 students, in addition to the first one entered the Second M.B.B.S. Class.

The name of the College has been changed to "The Lokmanya Tilak Municipal Medical College".

The total number of students of the College is 204 including 25 seats admitted in November 1966.

The second floor having area of 27,000 sq. ft. has been constructed over the existing O.P.D. Building or accommodating additional departments of Pharmacology, Pathology and Preventive and Social Medicine Departments which have started functioning from June 1966 for Second M.B.B.S. students.

Clinical training in Medicine and Surgery has also begun since June 1966.

The students participated in Injer-Collegiate Sports.

N.C.C. Training is arranged and the students are being given necessary facilities to attend the camps etc. arranged during the College vacation.

*New Departments.*—The following additional departments have been started at the hospital from the dates shown against them.

Sr. No.	Name of department	Date of commencement.
1	Paediatric follow up Clinic ... ..	1-5-1966.
2	IV Gynaec Unit ... ..	7-11-1966.

*Indoor Patients.*—The number of schedule beds in the hospital is 475 and the distribution of the beds according to the departments is shown in appendix No.2. The total number of Patients admitted for indoor treatment during the year under report was 36,866, as against 35,958, 37,343 and 31,440 during the preceeding three years respectively.

The departmentwise distribution of indoor patients admitted 36,866 and 732 as on 31st Dcember 1965, and treated during the year under report is given below and compared with that of the previous year.

Sr. No.	Name of the department.	Patients 1966-67	Treated. 1965-66
1	Medical	9,079	8,454
2	Surgical.	6,543	6,513
3	E. N. T.	1,873	1,962
4	Ophthalmic	764	695
5	Skin	51	33
6	Dental	6	2
7	Paediatric	7,061	6,705
8	Psychiatric	60	27
9	Orthopaedic	1,301	1,127
10	Gynaec	2,220	1,979
11	Obstetric	7,908	8,461
	Remaining on 31-12-65	732	641
	<b>Total</b>	<b>37,598</b>	<b>36,599</b>



The statement giving the results of the treatment is as follows :—

Hospital	Cured	Relieved	Other- wise	Delivered	Left before delivery	Died	Remained on 31-12-66
L. T. M. G. Hospital Medical, Surgical and other Depart- ments.	4,602	16,973	2,593	...	...	2,575	607
Annapurnabai Deshmukh Hospital for women	662	1,065	980	6,021	1,331	59	130
Total	5,264	18,038	3,573	6,021	1,331	2,634	737

In addition to the 2,634 deaths among the adults, there were 657 deaths due to prematurity, still-births and other causes of perinatal and neonatal mortality. The classification of deaths according to their time is given below :—

Within 24 hours of admission	After 24 hours of admission but within 3 days.	After 3 days of admission	Total deaths.
1,301	360	973	2,634

*Out Patients*:—Total number of patients treated in O.P.D. during the year under report was 6,85,399 as against 6,87,823; 7,47,993 and 6,85,927 during the preceding 3 years.

The highest in patients and out-patients attendance on a single day was 910 and 3,330 respectively.

*Paying patients*:—The scheme was given effect from 1st September, 1951. Rs. 12 and Rs. 6 per patient per day are being charged for special room and General paying ward respectively. The number of patients admitted under the scheme during the last 3 years was as under :—

	1964	1965	1966
(1) General Paying Ward and Special Room	1,957	1,372	1,376
(2) No. of operations performed on Paying Patients—			
Major	250	245	236
Minor	322	213	248

*Casualty Department*:—44145 accidents and other emergency cases were treated in the casualty department during the year under report.

*Minor Surgery Department*:—9,026 Minor operations were performed in the Minor Surgery department during 1966-67.

*Pathology Department*:—1,57,919 investigations were carried out in department of Pathology and Bacteriology in the year 1966-67, out of which 84,039 were carried out on out-patients and 72,481 were carried out on In-patients. In addition to this 1,399 investigations were carried out for patients from K. B. Bhabha Hospital, Bandra. 789 autopsies were performed during the year under report.

*Anaesthesia Department*:—During the year 1966-67, the total number of patients who received anaesthesia in various theatres and minor surgery department of the hospital was 12,198.

*Electro-Cardiography Department*:—During the year under report, Electro-Cardiography tracings were taken on 3,285 patients.

*X-Ray Department*:—The work done in the X-Ray department during the last 3 years is given in the statement given below :—

	1964	1965	1966
X-Ray (No. of patients)	15,734	16,237	20,565
Fluoroscopic Examinations.	27,618	27,878	30,096
Barium meals & Enemas	814	844	1,079
Special investigations.	627	668	765
Cerebral Angiography.	34	57	14
Aortography.	35	22	18
Bronchography	73	88	34
Other Misc. Investigations.	485	491	709

Deep X-Rays & machine was out of order, during the whole year. Cerebral Angiography and Aortography and Bronchography are less due to shortage of dye.

*Dental Department* :—40,775 patients were treated in the Dental department for various tooth troubles.

*Blood Bank* :—The total number of Blood samples collected including those from voluntary donors was 5,920. The number of blood samples supplied for transfusions during the year was 5,830.

*Physiotherapy and Occupational Therapy Departments*—

Sr. No.	Name of Department	No. of Patients	Visits
(1)	Physiotherapy	... 46,944	70,703
(2)	Occupational Therapy	... 6,047*	44,140

\* This figure does not include the patients treated in the railway accident that took place near Matunga Railway Station on 13-6-1966. 91 patients out of 119 admitted in the hospital in this Railway accident were treated in the Occupational Therapy department.

*Family Planning Centre* : A family planning Centre is also run here for the benefit of the patients attending the hospital.

The work done at this centre during the year under report is given in the following statement :—

1. No. of Vasectomy operations performed :—	40
2. No. of Sterilization operations performed :—	353
3. No. of loops inserted :—	180

*Medico Social Service Department* :—The work done by the Medico Social Service Department during the year is shown below :—

1. Cases where Medical help was given free of charge.	... 2,160
2. Long term tuberculosis cases handled.	... 316
3. Cases interviewed and followed up for Social History.	... 258
4. Rehabilitation of Physically handicaped.	... 341

*Medico Legal Cases* :—During the year, the Resident Medical Officers attended the following Courts giving evidence in Medico Legal Cases.

1. Presidency Magistrate Courts in Bombay	... 318
2. Session Court	... 37
3. Thana Court	... 77

*Ambulance Service* :—As the Casualty and O. P. D. departments have been shifted to the old barracks, round the clock Ambulance service is maintained for reaching the admitted patients to the various wards.

*Flying Maternity Squad* :—The Flying Maternity Squad, donated by the Indian Red Cross Society, Bombay City branch, is doing immense valuable work of attending lady patients, when they are in difficulties of deliveries.

The service is kept alert round the clock. One Registrar and one Staff Nurse is attached to the squad. Whenever a Medical practitioner in the city or suburbs, finds that a maternity case needs immediate special attention, such as supply of Oxygen, Blood transfusion or Hospitalization, a call can be made to 4,71,257, and the Flying Maternity Squad reaches there within the minimum time and provides the necessary assistance.

During the year under report the Squad has attended 73 calls, out of which 69 patients were brought to the L.T.M.C. Hospital, Sion, for further treatment.

*Dispensary* :—The dispensing work carried out in the dispensary of the hospital during the year under report was as follows :—

(1) Out-Patients	...	3,31,447
(2) In-Patients	...	31,423
(3) Ordinary	...	1,632

*Nurses Training School* :—During the year 1966-67, 37 student nurses were admitted for training in General Nursing. 42 Nurses passed Part I and 25 passed Part II examination of the Nursing Council. 38 student Nurses were sent for Midwifery examination out of which 28 were successful.

*Library* :—The library was improved during the year by addition of 718 books bringing the total number of books to 4,109. 220 Journals were subscribed to during the year under reference. 1877 books were issued to the teaching members of the staff for home reading, while 35,146 issues were made on the premises.

*Recognition of the L.T.M.G. Hospital, Sion.*—The Hospital is affiliated to the University of Bombay for Post-graduate as well as under graduate studies. The Hospital continued to be attached to the Topiwala National Medical College, for clinical Instructions to under-graduate students, in addition to training its own students from L.T.M.M. College. The Hospital is also affiliated to the College of Physicians and Surgeons of Bombay, for its Post-graduate studies.

*Poor Box Charity Fund.*—The amount in the Poor Box Charity Fund as on 31st March 1966 stood at Rs. 94,641.21. Collection from boxes, donations, sale of Drugs and injections and other miscellaneous receipts during the year amounted to Rs. 1,17,618.44 and expenditure through the Poor Box Charity Fund amounted to Rs. 1,01,807.45. The total amount in the Poor Box Charity Fund as on 31st March 1967 stood at Rs. 1,10,452.20.

*Certificates.*—13,414 Certificates of different types were issued from this Hospital to various patients during the year under report.

*The Gift Shop.*—A Gift Shop has been started near the Casualty and near the Wards of this hospital which has been considered as one of the activities of the Poor Box Charity Fund and the proceeds realised there from are utilised for the benefit of the poor patients attending the Hospital.

*Expenditure.*—The approximate expenditure of this hospital for the year under report was Rs. 48,66,508.30. The details of expenditure per patient per day as compared with the years 1964-65 and 1965-66 is given below :—

*Expenditure on per Out-Patient per day*

Year	Medicines Drugs and Equipment	Stores and Linen	Heating and Lighting	Miscel- laneous	Repairs to Buildings	Establish- ment	Total
	Rs.	Rs.	Rs.	Rs.	Rs.	Rs.	Rs.
1964	0.68	0.06	0.04	0.05	0.04	1.06	1.93
1965	0.64	0.12	0.10	0.33	0.04	1.35	2.58
1966	0.82	0.18	0.05	0.28	...	1.38	2.71

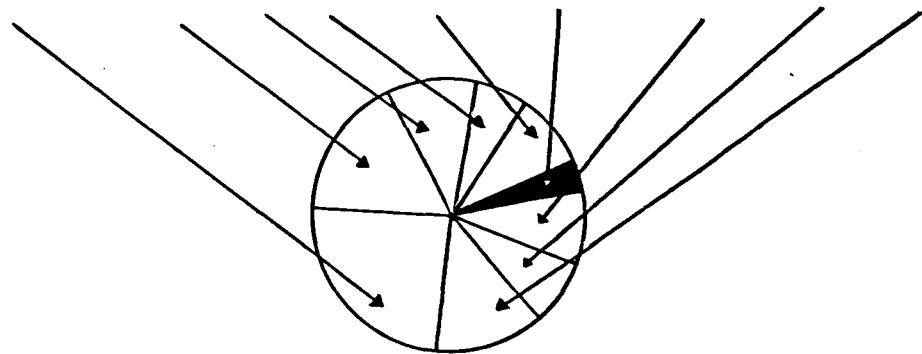
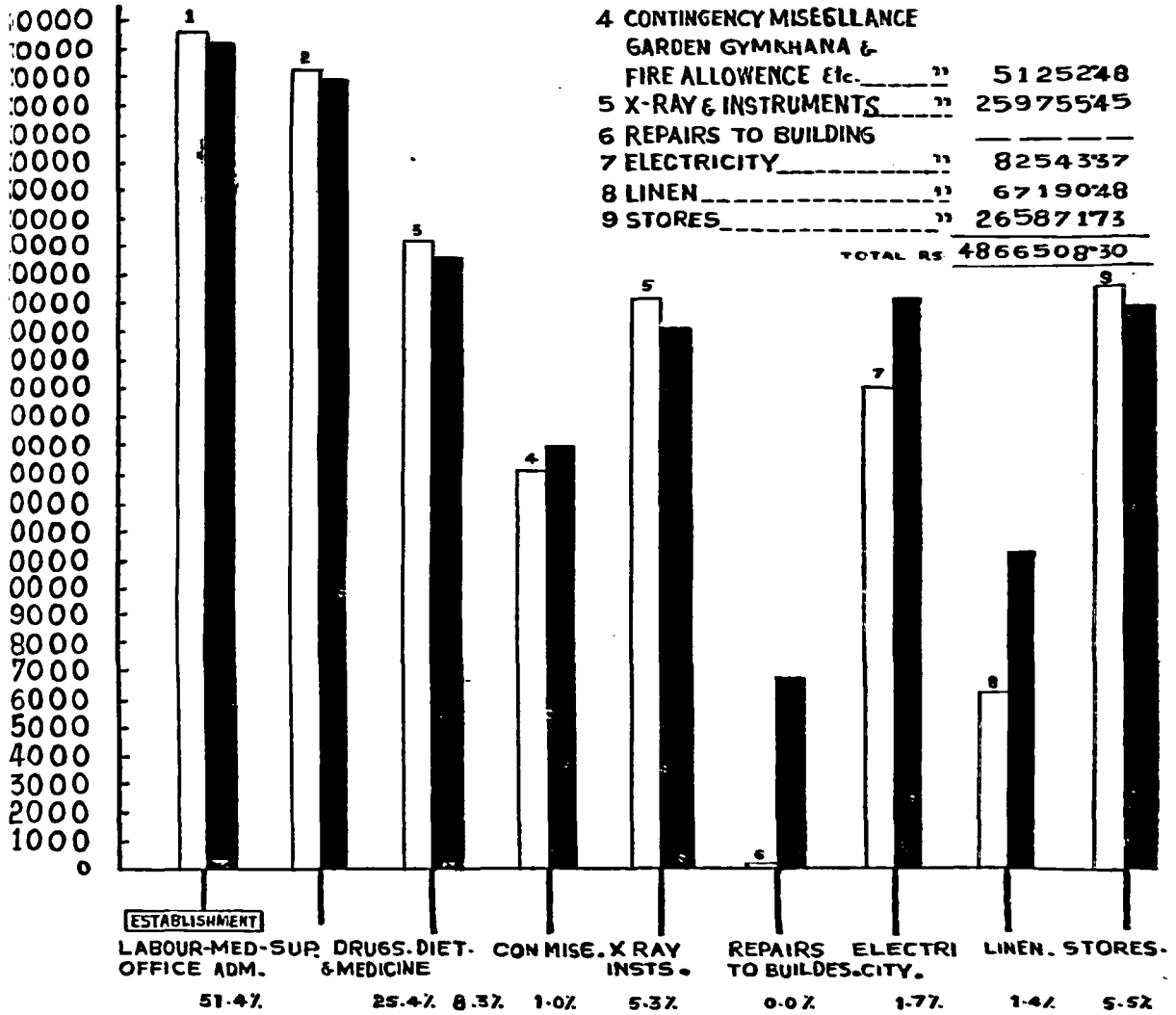
*Expenditure on per In-patient per day*

Year	Diet	Medicines Drugs and Equipment	Stores and Linen	Heating and Lighting	Miscell- aneous	Repairs to Buildings	Establish- ment	Total
	Rs.	Rs.	Rs.	Rs.	Rs.	Rs.	Rs.	Rs.
1964	1.11	4.08	0.72	0.24	0.30	0.48	6.36	13.29
1965	1.54	3.84	1.44	0.60	1.98	0.48	8.10	17.98
1966	1.48	4.92	2.16	0.30	1.68	...	8.28	18.82

V. N. PANSE,  
for Dean  
L. T. M. G. Hospital, Sion.

# ALLOCATION OF GRANTS FOR THE YEAR 1966

1 ESTABLISHMENT (LABOUR) RS-	
MEDICAL SUPERVISION	
OFFICE ADMINISTRATION	2500706'83
2 DRUGS & MEDICINS	" 1233301'89
3 DIET	" 405886'07
4 CONTINGENCY MISCELLANCE	
GARDEN GYMKHANA &	
FIRE ALLOWENCE Etc.	" 51252'48
5 X-RAY & INSTRUMENTS	" 259755'45
6 REPAIRS TO BUILDING	-----
7 ELECTRICITY	" 82543'37
8 LINEN	" 67190'48
9 STORES	" 26587'173
<b>TOTAL RS</b>	<b>4866508'30</b>



YEAR	PATIENTS O.P.D. TREATED IN	PATIENTS	OPERATION	DELIVERIES
			PERFORMED	
1965	687823	35058	14295	6254
1966	685399	36866	21414	6021

## APPENDIX No. 1

*Distribution of Beds according to Departments:—*

Department	Male	Female	Children	Total
<b>(A) Non-Paying Beds :</b>				
Medical	63	50	—	113
Surgical	56	26	9	91
Orthopaedic	15	5	3	23
Gynaec and Obstetric	—	90	—	90
Ear, Nose and Throat	12	4	8	24
Ophthalmic	12	8	4	24
Skin	2	—	—	2
Paediatric	—	—	48	48
<b>Total</b>	<b>160</b>	<b>183</b>	<b>72</b>	<b>415</b>
<b>(B) Part Paying Beds :</b>				
Medical	12	6	—	18
Surgical	13	6	—	19
Gynaec and Obstetric	—	13	—	13
<b>Total</b>	<b>25</b>	<b>25</b>	<b>—</b>	<b>50</b>
<b>(C) Beds Reserved for B.E.S.T. Undertaking Staff :</b>				
Medical	5	—	—	5
Surgical	5	—	—	5
<b>Total</b>	<b>10</b>	<b>—</b>	<b>—</b>	<b>10</b>
<b>Grand Total</b>	<b>195</b>	<b>208</b>	<b>72</b>	<b>475</b>

## APPENDIX No. 2

*Summary of In-patients, Out-patients and Operations.*

<b>(A) In-Patients :</b>				
(1) Strength of Beds	—	—	—	475
(2) Daily average No. of In-patients	—	—	—	752.7
(3) Daily average No. of Admission	—	—	—	101.03
(4) Total No. of Indoor Admissions	—	—	—	36,866
(5) Average No. of days each patient was resident	—	—	—	7.4
<b>(B) Out-Patients :</b>				
(1) Total No. of New O.P.D. Patients	—	—	—	1,87,786
(2) Daily Average No. of new patient	—	—	—	607.72
(3) Total No. of old Out-patients	—	—	—	4,97,613
(4) Daily Average No. of old Out-patients	—	—	—	1,610.39
(5) Daily Average New and Old Out-patients	—	—	—	2,218.11
<b>(C) Operations :</b>				
(1) Total No. of operations performed In-patients	—	—	—	12,388
(2) Total No. of operations performed on out-patients	—	—	—	9,026

## APPENDIX No. 1

## Municipal Schools and Pupils

Class of Schools	As on 31st March 1966			As on 31st March 1967		
	Schools	Classes	Pupils	Schools	Classes	Pupils
<b>CITY</b>						
Marathi	212	...	1,67,877	226	...	1,71,919
Gujarati	80	9	32,668	83	8	31,830
Urdu	94	6	36,152	96	8	37,362
Hindi	48	6	15,023	47	5	15,944
Tamil	8	7	2,233	6	9	2,176
Malayalam	..	1	21	...	...	...
Telugu	10	3	3,382	10	4	3,418
Kannad	14	9	3,522	13	10	3,628
English Primary	11	4	4,614	14	2	5,134
Sindhi	3	1	568	2	2	5,28
Total ...	480	46	2,66,060	497	48	2,71,939
<b>SUBURBS</b>						
Marathi	105	1	81,358	111	...	90,034
Gujarati	44	8	21,256	43	11	22,068
Urdu	50	4	17,607	57	2	19,323
Hindi	38	9	12,988	41	7	14,384
Tamil	3	12	1,887	4	12	1,937
Malayalam	1	3	320	1	3	327
Telugu	2	5	591	1	6	626
Kannad	13	5	3,473	15	3	3,859
Eng. Primary	2	3	690	3	4	946
Sindhi	3	2	1,693	3	1	1,573
Total ...	261	52	1,41,863	279	49	1,55,077
<b>EXTENDED SUBURBS</b>						
Marathi	40	1	20,921	44	1	23,441
Gujarati	21	3	13,181	19	7	14,753
Urdu	6	5	2,001	10	2	2,290
Hindi	15	4	4,027	16	5	4,838
Tamil	1	4	540	1	4	520
Malayalam	...	...	...	...	...	...
Telugu	...	1	119	1	...	136
Kannad	1	1	432	1	1	535
English Primary	...	...	...	...	1	63
Sindhi	4	...	970	4	...	876
Total ...	88	19	42,191	96	21	47,452
Grand Total ...	829	117	4,50,114	872	118	4,74,468

# GROUP OF T. B. HOSPITALS, SEWRI

Administration Report for the year 1966-67

Dr. S. A. Shah, M.D., D.M.R.E., D.P.H., T.D.D., F.C.C.P. held the post of the Medical Superintendent throughout the year.

The total number of beds for Pulmonary Tuberculosis cases at the disposal of the Ecn.bay Municipal Corporation (Tuberculosis Services) was 1288 as detailed below :—

Name of institution	Male	Female	Children	Total
(2) Group of T. B. Hospitals—				
(a) Medical	367	240	35	642
(b) Surgical	96	62	...	158
	463	302	35	800
(2) Isolation Centre attached to Ramkunwar Daftary T. B. Clinic	44	44	...	88
(3) Sarvodaya Hospital, Ghatkopar	250	150	...	400
Total	757	496	35	1,288

## GROUP OF T. B. HOSPITALS, SEWRI

The total number of patients examined at the Registration Centre of the Group of T. B. Hospitals and put on waiting list during the year was 10,984.

The total number of patients in the various stages of Pulmonary Tuberculosis treated during the year was 6,709; out of these 5,477 discharged as improved, 187 discharged as Non-tuberculous cases, 577 left against medical advice, 468 died and 719 remained under treatment at the close of the year. Mortality figures revealed the high incidence in the age group of 26-30. Ratio of death percentage of total treated was 6.9. Major lung operations were performed during the year in 387 cases.

## FOLLOW UP OF DISCHARGED CASES

The total number of patients who attended the Group of T. B. Hospitals for Follow up examinations after discharge from the hospital was 2,275 during the year.

### P. P. REFILL WORK

595 P. P. Refills were given in the wards to the indoor patients of Group of T. B. Hospitals. Discharged patients on P. P. Refill treatment continued subsequent P. P. Refills at the Group of T. B. Hospitals. 1332 P. P. Refills were given.

### TEACHING

Clinical teaching in tuberculosis was given to batches of undergraduate medical students of Seth C. S. Medical College and to the post-graduate D. P. H. students of Bombay University as in previous years. Lectures were also delivered in Medical, Surgical and Preventive aspects of Tuberculosis to the students of Bombay Homeopathic College by the Medical Staff of this institution.

Group of T. B. Hospitals and the four T. B. Clinics continued to be recognised for diploma course in Tuberculosis, *i. e.* T. D. D. by the College of Physicians and Surgeons of Bombay as well as for the degree course *i. e.* M.D. (Tuberculosis) by the University of Bombay.

### RESEARCH WORKS

During the year Group of T. B. Hospitals participated in the Second Thiactazone Side-Effect co-operative investigation sponsored collectively by the World Health Organisation, Medical Research Council of Great Britain and Indian Medical Research Council.

### RAMKUNWAR DAFTARY T. B. ISOLATION CENTRE, DADAR

Advanced infectious tuberculosis patients are admitted to this centre primarily from the view-point of segregation and symptomatic amelioration from the surrounding areas. The total number of patients treated during the year was 369; out of these 136 were discharged as improved, 170 as not improved, 96 left against medical advice and 38 died.

### MUNICIPAL T. B. CLINICS.

Four T. B. Clinics, *viz.* at Princess Street, Foras Road, Dadar and Khar continued to serve as diagnostic centres for Pulmonary Tuberculosis patients and treatment centres with specific anti-tuberculosis drugs. They also serve as out-patient centres for admission to the Group of T. B. Hospitals, Sewri or Sarvodaya Hospital, Ghatkopar (on Municipal beds). Health Visiting is also done through the T. B. Clinics; the total number of health visits during the year was 9086. 618 P. P. refills were also given at four T. B. Clinics.

Total number of out-patients attended and treated at the T. B. Clinics during the year was as below:—

Name of T. B. Clinic	Total No. of patients attended	T. B. cases	Non-T. B. cases.
R. D. T. B. Clinic, Dadar	... 13,573	7,559	6,014
Princess St. T. B. Clinic	... 16,521	2,984	13,537
Foras Rd. T. B. Clinic	... 11,580	3,541	8,039
Khar T. B. Clinic	... 12,109	2,975	9,134

#### EXPENDITURE

The average expenditure per patient per day at the G. T. B. Hospitals was Rs. 12.33. The expenditure on diet per patient per day was Rs. 2.94. The total annual expenditure on the Group of T. B. Hospitals amounted to Rs. 33,36,389 as against Rs. 26,16,570 during the previous year.

The rate of charges for the patient hospitalised at Sarvodaya Hospital, Ghatkopar, on behalf of the Bombay Municipal Corporation was Rs. 7 per patient per day and Rs. 2 per day per vacant bed. The expenditure incurred on the patients accommodated on the reserved beds at the said Hospital was Rs. 9,26,227 as against Rs. 6,27,147. for the previous year, mainly due to the reservation of additional 100 beds from September 1966.

The total expenditure on the four T. B. Clinics attached to the Group of T. B. Hospitals, Sewri was Rs. 6,48,430. Thus the total expenditure incurred by the Corporation on Tuberculosis Services was Rs. 49,11,046.

Poor Box collection including fees for issue of Medical Certificates was Rs. 13,115.47. This collection is utilised for the benefit of the poor and needy patients and incidental expenses in consequence.

S. A. SHAH,  
*Medical Superintendent,  
 Group of T. B. Hospitals.*



## LEGAL DEPARTMENT

During the year under report Shri A. M. Desai, M.A., LL.B., Solicitor to the Corporation was in charge of the Legal Department.

This department attended to the following works :—

- (1) All conveyancing matters including sales, leases, agreements etc.
- (2) Suits and other proceedings in the High Court, City Civil Court and Small Causes and other Courts.
- (3) Appeals against the rateable value in the Small Causes Courts.
- (4) Prosecutions under the Municipal Act and other cases in the police Courts.
- (5) References from various departments on the question of law.
- (6) Amendments of the Municipal Act, Rules and Bye-laws.

During the year under report 25237 files were received from Various Departments and 7862 letters were received from the outside parties. 3398 letters were addressed to the out-side parties or their legal Advisors. The opinions on different departmental matters and the advices on 247 documents were given.

The department attended to the following matters in different Courts :—

- |  |   |
|--|---|
| (1) 15 Supreme Court matters.                                | (2) 270 First Appeals.                  |
| (3) 30 Second Appeals.                                       | (4) 40 Appeals from orders.             |
| (5) 28 letters Patent Appeals.                               | (6) 5 Civil Revision Applications.      |
| (7) 8 Special Revision Applications.                         | (8) 30 Civil Applications.              |
| (9) 5 Long Causes Suits.                                     | (10) 5 Appeals before Division Bench.   |
| (11) 5 Land Acquisition References                           | (12) 8 Insolvency matters.              |
| (13) 2 Company petitions.                                    | (14) 40 Writ Petitions.                 |
| (15) 281 Criminal Revision Applications.                     | (16) 53 Criminal Appeals                |
| (17) 3 References.   | (18) 1507 City Civil Court Suits.       |
| (19) 350 Assessment Appeals .                                | (20) 125 Small Causes Court Suits.      |
| (21) 73 Guarnishi notices.                                   | (22) 62 Municipal References.           |
| (23) 181 Small Causes Court Appeals.                         | (24) 7 Full Court Applications.         |
| (25) 39,339 Police Court Cases.                              | (26) 7 Cases before Industrial Tribunal |
| (27) 165 Applications under payment of wages Courts.         | (28) 160 Cases before Labour Courts.    |
| (29) 14 Cases before Motor accidents Claims Tribunals.       | (30) 1 Case before Wageboard.           |
| (31) 8 cases in the Court of Workmen Compensation Authority. |   |

During the course of the year the Municipal Courts have conducted the inquiries under Section 105B of the Bombay Municipal Corporation Act. 8534 Cases have been registered in the Inquiry Register of 1966 and 2,036 cases have been disposed of.

The following documents were completed during the year.

(1) 10 Conveyances (2) 5 Extension of Lease (3) 2 Certificates of Sale (4) 3 Transfer of deeds (5) 9 Deeds of Licence (6) 23 Agreements (7) 10 Indemnity Bonds. (8) 219 Cases for compensation of setback land and 67 cases of compensation in T. P. scheme have been disposed.

During the year under report the Income of this Department (Cost recovered) amounted to about Rs. 31742 and the expenditure to about Rs. 6,22,941.

A. M. DESAI,  
Solicitor to the Corporation

# EDUCATION DEPARTMENT

Smt. Madhuri R. Shah, B.A. (Hons.), M.Ed., Ph. D. (Bombay) Ph.D. (London), continued to hold the office of the Education Officer during the year 1966-67.

## I.—Municipal Schools, Pupils and Teachers, Municipal Schools and Classes

The No. of Municipal Schools and Classes in Greater Bombay at the beginning and at the end of the year was as follows:—

	As on 31st March 1966				As on 31st March 1967				
	City	Subs.	Extd. Subs.	Total	City	Subs.	Extd. Subs.	Total	
Schools	...	480	261	88	829	497	279	96	872
Classes	...	46	52	19	117	48	49	21	118
<b>Total</b>	...	<b>526</b>	<b>313</b>	<b>107</b>	<b>946</b>	<b>545</b>	<b>328</b>	<b>117</b>	<b>990</b>

The following changes took place in the number of schools and classes during the year under report:—

	City	Subs.	Extd. Subs.	Total
Number of Classes opened	...	5	7	14
Number of Schools opened	...	17	10	33
Number of Classes converted into Schools	...	...	10	3
Number of Schools converted into Classes	...	...	2	1
Number of Classes amalgamated	...	...	...	...
Number of Classes closed	...	...	3	3
Number of Schools closed	...	...	1	1
Number of classes & schools taken over	...	...	1	1

On the principle of providing higher standards for 35 children or more in the city and suburban and 25 children or more in the out-lying far away areas, Higher Standards 25 of Standard V, 23 of Standard VI and 23 of Standard VII were opened during the year under report.

The total No. of Upper Primary (including vocational) and Lower Primary Schools and classes was 566 and 424 respectively as against 530 and 416 during the preceding year.

The total No. of pupils on roll at the end of the year in Municipal Schools and classes in Greater Bombay stood at 4,74,468 as against 4,50,114 in the previous year (*Vide* Appendix I). Thus there was a net increase of 24,354 pupils in Municipal Schools and classes. The average attendance of pupils throughout the year was 4,20,065 as against 4,13,850 in the preceding year.

### Teachers in Municipal Schools

The total number of teachers in Municipal Schools during the last year was 12,791 out of which 523 were special teachers. The No. stood at 13,491 (special teachers 585) during the year under report. Out of 12,906 ordinary teachers 12,460 (*i.e.*, 96.5%) were trained as against 11,765 out of 12,268 (*i.e.*, 95.9%) in the previous year.

The requirements of teachers as assessed are as per Class-room formula, as adopted by the Education Committee.

### Supervision of Municipal Schools

The supervision of Municipal Schools continued as it was in the year 1965-66. 16 Administrative Officers are appointed and they are entrusted with the full Administrative work and executive work to some extent in respect of all the schools in the Ward. The Beat Inspectors are entrusted with the effective supervision of the schools.

No new Beats were formed during the year under report. The position of the Beats at the end of the year under report is—

Marathi	...	24
Gujarati	...	8
Urdu	...	6
Hindi	...	3
South Indian	...	2
Sindhi, Eng. Primary	...	1
		44

Teachers, Diaries and pupils progress cards and registers continued to be maintained as usual and parents to them every month.

Double promotion examinations were conducted in July 1966, as per rules by the Inspectors of the Municipal Schools.

Written examination of the pupils of Stds. I to VII was held in the months of March and April 1967 by a Central Examination Board including representatives of the Municipal Teachers' Federation, Shikshak Sabha and Municipal Teachers' Association, specially constituted for the purpose.

The following factors, inter alia hampered the progress of pupils in Municipal Schools.

- (1) Largeness of certain classes,
- (2) Lack of suitable school buildings,
- (3) Inadequate facilities to pupils to study at home.
- (4) Economic conditions of the parents resulting in irregular attendance and long and continuous absence of pupils.

With a view to avoiding over-crowding in classes it was laid down that ordinarily a class should not have more than 50 pupils to facilitate proper attention to pupils. However, in schools with bigger class-rooms, the number of pupils in classes some times reached a figure of 55-60 rendering the class unwieldy and unmanageable for the class teacher. Consequently the necessity for doing teaching work, in details by giving individual attention to the pupils could not be fulfilled in some of the schools. On the other hand, in schools housed in rented buildings, over-crowding on account of inadequate accommodation was an impediment in the way of efficient instructions. Out of 990 schools and classes, about 693 schools and classes were required to be run into two sessions and more than two sessions for want of sufficient accommodation. This measure is hampering instruction besides causing a lot of inconvenience to the pupils, teachers and the parents. A programme of construction of new municipal owned school buildings which is being implemented on a large scale would, it is hoped improve the situation considerably in a few years.

As per the decisions of the State Government teaching of English in Upper Primary Standards was introduced in our schools since 1960. Refresher courses for the benefit of the teachers teaching English language have been continued during the year under report and response to the class is encouraging.

The existing curriculum for standards I to VII as revised by the Government is being followed in Municipal Schools.

As required under proviso to Section 62BB of the Bombay Municipal Corporation Act and the city of Bombay Primary Education (Amendment) Act 1950 the same Text Books which were used during the last year were used during the year under report in accordance with directions of the Government. Changes in the use of Text Books, wherever effected, were made with the sanction of the Government as per the proviso to the above quoted Section of the Act.

#### **Rahimtulla Currimbhoy Urdu Training Institute for Women**

As only S.S.C. passed candidates were admitted to the Institute, there was no F.Y. Class. There were 4 divisions of the second year class comprising 3 divisions of S.S.C. passed candidates and one division of P.S.C. passed candidates with 193 trainees at the end of the year under report. The teaching staff included a Head Mistress, 7 full-time Instructors (including one Instructress for teaching Gujrati and Hindi) and 4 part-time Instructors for teaching special subjects like Drawing, Drill, Music Sewing, etc.

This year 193 trainees have been sent up for the Junior P.T.C. Examination held in April 1967.

#### **Municipal Urdu Teachers' Training Class, Mahim**

During the year under report, there were 50 trainees, in the class. The teaching staff included one Head Master, 3 full-time Instructors for regular subjects and 6 part-time Instructors for teaching special subjects.

In all 46 trainees appeared for the P.T.C. Examination held by the Government, out of whom 36 passed the result being 78%.

#### **Loan Scholarships**

An amount of Rs. 75 per month was given as Loan Scholarship to Municipal Teachers who underwent training at the Municipal Training Class or any other Training Institution. This Scholarship was given to the teachers on their request only.

The amount of Trust Funds, Prizes, Freeships etc., interests accrued on various trusts and endowments were distributed among the eligible pupils in accordance with the terms and conditions of the respective trusts.

#### **School Furniture and Equipment**

Amount spent for the supply of furniture articles etc., out of Loan Funds for the year under report was Rs. 61,424.00.

16 new school buildings were added to the existing No. of 170 during the year under report bringing the total No. of 186 in Greater Bombay. On some Municipal School buildings additional floors were constructed wherever possible and thereby increasing the number of class-rooms for additional accommodation for classes. The school buildings at 8 places are under construction and extension in respect of certain school buildings are in progress. 470 schools (including classes) were accommodated in Municipal owned school buildings, 500 schools (including classes) were accommodated in rented buildings and 20 schools (including classes) were housed in rent-free buildings.

While the No. of pupils in Municipal schools has been increasing from year to year it has become practically impossible to acquire additional accommodation except by way of constructing buildings or extending the existing ones.

## II.—Municipal Aided and Recognised Schools

### Aided Schools

On 31st March 1967 the No. of Aided Schools was 223 (133 in City 53 Suburbs and 37 Extended Suburbs) as against 254 (153 in City, 61 in Subs. and 40 in Extended Suburbs). The No. of pupils in Aided Schools in the City, Subs. and Ext. Subs. decreased during the year under review from 65,411 to 55,787. The average number of pupils on roll in Aided Schools during the year was 55,428 as against 64,556 in the previous year. The average daily attendance being 51,171 (92.3%) as against 60,518 (94% of the previous year).

The total No. of teachers in Aided Schools as on 31st March 1967 was as follows:—

	City.	Subs.	Ext. Subs.	Total.
Ordinary Teachers	863	434	356	1,653
Special Teachers	137	70	25	232
Total	1,000	504	381	1,885

Out of 1885 teachers 1087 were trained and 798 were untrained as against 2158 teachers in the preceding year, out of whom 1293 were trained and 865 were untrained. The percentage of trained teachers in Aided Schools worked out to 57.5% which compared unfavourably with the percentage of trained teachers in Municipal Schools which is 96.5%.

The power of administering grants to Aided Schools vests in the Corporation under Section 62(c) (3) of the Bombay Municipal Corporation Act. The rate of the maximum admissible expenditure per pupil per annum in respect of the Aided Schools is Rs. 25. The revised Grant-in-Aid Code came into force from April 1964. The amount of grant paid to the schools during 1966-67 as per the revised code is Rs. 7,07,439.

Several grievances were received from teachers against the school Managements during the year under report. The complaints related mainly to (i) irregular and abrupt termination of services without any ground or on incorrect grounds, (ii) Non-payment of salaries, (iii) non-payment of Provident Fund amount or interest thereon. These were attended to by the Inspecting Officers and the Incharge Superintendent.

Many schools were asked to adopt service conditions as laid down in the Government Grant-in-Aid Code for Secondary Schools and leave rules as per Municipal teachers but generally response was not effective.

The practice of discouraging recognition and registration of schools with untrained teachers and inadequate accommodation continued.

A large number of pupils including children of Government servants and armed forces sought assistance from this office for special admission to the classes in addition to the maximum number of pupils. Most of the applicants were those whose mother-tongue was other than English. All the requests could not be complied with but efforts were made to accommodate as many pupils as possible in these schools by relaxing the rules. In order to raise the teaching efficiency of teachers working in private primary schools symposiums and seminars were arranged.

### Unaided and Recognised Schools

Besides the Aided Schools there were 331 other schools (200 in City, 96 in Suburbs and 35 in Extended Suburbs) which were recognised but which did not receive aid from the Corporation. 2,897 ordinary teachers and 567 special teachers (2,038 in City, 1,068 in Suburbs and 308 in the Extended Suburbs) were working in these schools imparting education to 1,03,629 pupils (58,697 in the City, 34,703 in the Suburbs and 10,229 in the Extended Suburbs).

### III—Vocational Education

There were 33 vocational classes in 22 vocational schools—16 carpentry, 12 tailoring, 1 sign-board painting, 1 printing, 1 Book-binding and 2 clock Repairing.

During the year under report, the Educational Guidance Centre undertook the following extra curricular activities:—

- (1) Started career information centre in each ward.
- (2) Guidance conference was held.
- (3) Lectures on 'How to study' and 'How to choose a career' were given in primary schools and secondary schools respectively.
- (4) Organised a talk on "P.S.C.—What Next?"
- (5) Held Career Exhibition, Career visits, career conferences and career films were shown to the students of primary and secondary schools.

#### IV—Physical Education

The Government Syllabus in Physical Education in lower primary and upper primary schools in the state continued to be followed in Municipal Schools this year also with suitable modifications to suit the local conditions which are the direct result of the shortage of open spaces and play-grounds adjoining the schools.

Following were the main activities of Physical Education Section during the year under report..

- (i) 4 Mass Drill Displays.
- (ii) 30 Model Schools Functions.
- (iii) Physical Training Class for Teachers.
- (iv) Annual Sports at 76 Centres.
- (v) Picnics and Educational Excursions.
- (vi) Games and Drills competitions.
- (vii) Refresher class in Physical Training for Teachers.
- (viii) 15 Bal Bhavan-cum-Play Centres.

#### V—Scout and Guide Movement

The total No. of Scouts and Cubs is 9,360 while that of Guide and Bulbuls is 8,800.

Following are some of the important activities that were conducted during the year under report

- (1) Explanatory Training Camp, (2) The First Class Scout/Guide Rally, (3) Preliminary Training Camp for Teachers, (4) Patrol Leader's Training Camp for Scout and Guides (5) Cub-Bulbul Excursions, (6) President's Scout/Guide Rally—Delhi, (7) Annual Scout/Guide Sports were conducted at 8 Zonal Centres, (8) Scout/Guide Rallies, (9) Hikes for teachers, (10) Scout/Guide Week. During this week activities such as Scout/Guide Rally, Camp fires, etc., were organized, (11) Proficiency Badge workshops for Scout and Guides in different zones, (12) Scout/Guide Centres.

#### V—Audio Visual Education

Educational Films on various subjects were shown to the Municipal School Children by five Projectionists of this department in different wards.

Audio Visual Aids were exhibited as medium of modern teaching elements at the time of Science seminar.

Special classes were conducted for teachers attending science course in Refresher classes and they were shown how to operate Epidiascopes and other visual Aids.

#### VI—FINANCE

The principal sources of income of Primary Education Department are (i) five times actual the net realisation of the Corporation in the preceding year under the Head of General Tax (including arrears and payments in advance) divided by the rate fixed for the General Tax for the said financial year, (ii) Government grant towards Primary Education, (iii) Education cess, (iv) Interest on Endowment and Investments, (v) Rent and other proceeds of properties, (vi) Interest on profits on investments of surplus loan and other balances and (vii) Other Miscellaneous Receipts.

The opening balance as on 1st April 1966, was Rs. 46,88,577

The detail regarding Municipal Contribution and other Miscellaneous Receipt are as follows ;—

	Municipal Contribution.	Government Grant.	Education Cess.	Other Misc. Receipts.
	Rs.	Rs.	Rs.	Rs.
City, Subs. & Ext. Subs.	4,60,56,780	62,99,960	1,03,36,802	9,38,053

The total expenditure for the year including office amounted to Rs. 6,02,76,412. The closing balance as on 31st March 1967 (after taking into account decrease in Renewed Grant) was Rs. 53,39,131.

#### VII—RESEARCH UNIT (Education)—1966-67

The Research unit carried out the following studies during the year 1966-67.

(1) To make the classes interesting and to increase attendance, activity method of teaching was introduced in standards I and II.

(2) An experiment of parallel classes for slow learners and to minimise the failures was tried and on this basis an experiment of ungraded unit has been introduced recently.

(3) Special experiment in remedial teaching in Arithmetic and language was conducted and literature in the effective teaching of these two subjects has been prepared for the guidance of teachers.

(4) Reading habits of children were studied with a view to helping the children to comprehend the material read and to cultivate reading habits.

(5) Language Development Project in Standards I to IV in model schools was undertaken to vitalize the routine class-room teaching of language and to help the children to learn habits of oral and written communication.

(6) Supervision Project was undertaken in multilingual schools to study (1) attendance of teachers and the pupils (2) Discipline and cleanliness, (3) Actual teaching in the class, (4) Parental co-operation, (5) Educational Excursions, (6) Correction work done by the teachers and (7) Use of teaching aids.

(7) An experiment in ungraded unit course has been started in the first two years of Primary Education with a view to reducing the number of failures resulting in stagnation, drop-outs and wastage.

(8) Preparation of graded assignment in Arithmetic and language for Standard I.

### VIII—Secondary Schools

During the year under report the Corporation has started 5 more secondary schools in addition to the existing 17 ones in 16 different wards of the city. During the year there were 158 divisions of Std. VIII and 107 divisions of Std. IX. The number of teachers in 22 schools was 349 (inclusive of 56 special teachers) and that 74 pupils on rolls was 10,161.

### IX—General

During the year under report Medical Inspection of children studying in Standards I and III, as well as those of Standard II and IV who remained unexamined during the last year was done. The total number of children examined was 1,10,084 out of whom 92,023 were found to be suffering from one defect or the other. Amongst the common defects noticed were general debility dental, enlarged glands, throat etc., were the most predominant.

The clinical treatment to pupils in suburban and extended suburbs was given at L.T.M.G. Sion Hospital and Nair Hospital while major ailment were directed to the school clinic at K.E.M. Hospital, Parel. Pupils with communicable diseases were promptly detected and the pupils were disallowed from attending schools during the infectivity period.

Immunization work was carried out as per programme by Mobile Health Unit.

Some of the outstanding activities undertaken by Medical Officer (Schools) are as under (1) Health Education (2) Health Ministry, (3) Health Trophy Scheme, (4) Health Parades, (5) Supply of Milk to attending children, (6) Emergency care.

The students attending the Municipal Secondary Schools were also examined

#### Municipal Teachers' Library, Gilder Tank and Santacruz

The total number of books at the end of the year was 26,501 (19,667 at Gilder Tank and 6,834 at Santacruz) as against 24,787 in the previous year. The total number of Newspapers and periodicals subscribed was 82. The total No. of books issued was 16,404 showing an average of 55 books per day at Gilder Tank and 10,492 from Santacruz Library showing an average of 35 books per day. 260 new members (192 at Gilder Tank and 68 at Santacruz) were enrolled during the year under report.

#### Gratis Use of Schools Premises

The use of Municipal Schools premises for running Government Milk Centres and for conducting social Education Classes, Hindi Classes Night Schools, etc., under the auspices of Educational and School Welfare Institutions was continued to be allowed gratis or at nominal fees outside regular school hours on prescribed conditions with the consent of the landlord of the building concerned.

#### Extra Curricular Activities

(a) Sharad Utsav (Autumn Festival) at 20 Centres in Greater Bombay, (b) Dramatic and Folk Dance Competitions (c) Schools Anniversaries—Dassera Festival, Independence and Republic Day were celebrated in a number of Municipal Schools when special invitations were given to the parents so as to bring them into close contacts and variety entertainments were arranged on such occasions. (d) Democracy in schools and model schools, class panchayats (Prefect courts) and school Parliaments were introduced in a number of schools with a view to inculcating a sense of discipline and self-Government among pupils, (e) Excursions, (f) Educational Seminars Exhibition and cleanliness week. Municipal teachers spread over in 44 beats in Greater Bombay participated in these seminars, (g) Milk Scheme—Under this Scheme the undernourished children were catered with 200 ml. of toned pasturised milk in sealed bottles on every school working day except during the period of June, July and April when the attendance of the pupils is irregular. Under this scheme all schools in city get milk, some schools in suburbs and Extended Suburbs where Government milk Trucks cannot get access to the school premises do not get the benefit of free milk supply. The scheme to supply skimmed milk to all the children attending the Municipal Schools from the donation offered by the CARE to the Municipal Corporation has been implemented during the year under report (h) Vacation Library at 50 centres.

MADHURI R. SHAH,  
Education Officer

APPENDIX No. 1  
Municipal Schools and Pupils

Class of Schools	As on 31st March 1966			As on 31st March 1967		
	Schools	Classes	Pupils	Schools	Classes	Pupils
<b>CITY</b>						
Marathi	212	...	1,67,877	226	...	1,71,919
Gujarati	80	9	32,668	83	8	31,830
Urdu	94	6	36,152	96	8	37,362
Hindi	48	6	15,023	47	5	15,944
Tamil	8	7	2,233	6	9	2,176
Malayalam	..	1	21	...	...	...
Telugu	10	3	3,382	10	4	3,419
Kannad	14	9	3,522	13	10	3,628
English Primary	11	4	4,614	14	2	5,134
Sindhi	3	1	568	2	2	5,28
Total ...	480	46	2,66,060	497	48	2,71,939
<b>SUBURBS</b>						
Marathi	105	1	81,358	111	...	90,034
Gujarati	44	8	21,256	43	11	22,068
Urdu	50	4	17,607	57	2	19,323
Hindi	38	9	12,988	41	7	14,384
Tamil	3	12	1,887	4	12	1,937
Malayalam	1	3	320	1	3	327
Telugu	2	5	591	1	6	626
Kannad	13	5	3,473	15	3	3,859
Eng. Primary	2	3	690	3	4	946
Sindhi	3	2	1,693	3	1	1,573
Total ...	261	52	1,41,863	279	49	1,55,077
<b>EXTENDED SUBURBS</b>						
Marathi	40	1	20,921	44	1	23,441
Gujarati	21	3	13,181	19	7	14,753
Urdu	6	5	2,001	10	2	2,290
Hindi	15	4	4,027	16	5	4,838
Tamil	1	4	540	1	4	520
Malayalam	...	...	...	..	...	...
Telugu	...	1	119	1	...	136
Kannad	1	1	432	1	1	535
English Primary	...	...	...	...	1	63
Sindhi	4	...	970	4	...	876
Total ...	88	19	42,191	96	21	47,452
Grand Total ...	829	117	4,50,114	872	118	4,74,468

## APPENDIX No. II

Statement showing the number of Trained, Untrained, Permanent and Non-Permanent Ordinary Teachers in Municipal Schools according to Sides—1966-67.

Side	Trained.		Untrained.		Total.		Grand Total
	Permanent.	Non-permanent.	Permanent.	Non-permanent.	Permanent.	Non-permanent.	
<b>CITY</b>							
Marathi	3,880	934	31	...	3,911	934	4,845
Gujarati	839	143	17	...	856	143	999
Urdu	811	205	64	34	875	239	1,114
Hindi	343	104	13	6	356	110	466
Tamil	42	23	4	1	46	24	70
Malayalam	...	...	...	...	...	...	...
Telugu	55	16	20	10	75	26	101
Kannad	75	26	4	...	79	26	105
English Primary	45	27	2	43	72	70	142
Sindhi	18	...	2	...	20	...	20
Total	6,108	1,478	182	94	6,290	1,572	7,862
<b>SUBURBS</b>							
Marathi	1,829	540	22	3	1,851	543	2,394
Gujarati	528	91	5	...	533	91	624
Urdu	362	143	35	21	397	164	561
Hindi	265	117	13	6	278	123	401
Tamil	35	20	4	...	37	20	57
Malayalam	14	...	...	...	14	...	14
Telugu	11	2	2	1	13	3	16
Kannad	69	43	1	1	70	44	114
English Primary	13	8	...	8	13	16	29
Sindhi	40	...	8	2	48	2	50
Total	3,164	964	90	42	3,254	1,006	4,260
<b>EXTENDED SUBURBS</b>							
Marathi	596	76	6	...	602	76	678
Gujarati	366	45	4	...	370	45	415
Urdu	45	16	3	4	48	20	68
Hindi	91	40	6	2	97	42	139
Tamil	15	...	...	1	15	1	16
Malayalam	...	...	...	...	...	...	...
Telugu	1	1	1	...	2	1	3
Kannad	13	3	...	...	13	3	16
English Primary	1	...	...	1	1	1	2
Sindhi	21	1	10	...	31	1	32
Total	1,149	182	30	8	1,179	190	1,369
Grand Total	10,421	2,624	302	144	10,723	2,768	13,491



## APPENDIX No. III

## Municipal Recognised and Aided Schools and Pupils.

City	Recognised Schools as on 31-3-1966		Recognised Schools as on 31-3-1967		Aided Schools as on 31-3-1966		Aided Schools As on 31-3-1967	
	No. of Schools	Pupils	No. of Schools	Pupils	No. of Schools	Pupils	No. of Schools	Pupils
Marathi ...	22	8,244	26	9,195	30	5,478	26	4,473
Gujarati ...	43	8,255	49	8,432	59	11,50	48	9,391
Urdu ...	1	620	1	616	10	1,940	10	1,878
Hindi ...	3	589	2	155	10	3,326	10	2,974
Sindhi ...	...	...	1	62	8	837	7	603
Tamil ...	1	174	2	273	3	1,335	3	1,184
Telugu ...	...	...	...	...	1	223	1	136
Malayalam ...	1	69	1	74	2	749	2	694
Kannad ...	...	...	...	...	1	420	1	381
English ...	102	34,842	109	38,804	14	5,554	11	3,477
Miscellaneous...	2	73	2	60	2	322	2	392
Marathi Night	...	...	...	...	3	274	3	352
Gujarati Night	...	...	...	...	1	123	...	...
Kannada Night	1	70	1	68	7	682	7	711
English Night	6	967	6	958	2	314	2	308
<b>Total</b> ...	<b>182</b>	<b>53,903</b>	<b>200</b>	<b>58,697</b>	<b>153</b>	<b>33,082</b>	<b>133</b>	<b>26,954</b>
<b>Suburbs.</b>								
Marathi ...	10	1,690	13	2,847	13	4,207	12	3,947
Gujarati ...	14	1,710	15	2,458	16	6,759	15	6,387
Urdu ...	...	...	...	...	2	263	1	198
Hindi ...	1	66	1	115	10	2,289	10	2,175
Sindhi ...	...	...	1	84	2	298	2	279
Tamil ...	1	395	1	424	3	679	3	620
Malayalam ...	...	...	...	...	2	297	2	330
English ...	55	21,671	65	28,775	12	3,958	7	1,392
English Night	...	...	...	...	1	379	1	475
<b>Total</b> ...	<b>81</b>	<b>25,532</b>	<b>96</b>	<b>34,703</b>	<b>61</b>	<b>19,129</b>	<b>53</b>	<b>15,803</b>
<b>Extended Suburbs</b>								
Marathi ...	2	344	3	602	9	2,185	9	2,427
Gujarati ...	14	2,941	14	2,787	15	7,292	16	7,741
Hindi ...	1	130	2	131	7	1,647	7	1,541
Tamil ...	...	...	1	260	2	483	1	207
Malayalam ...	...	...	1	142	2	348	1	199
Kannad ...	1	47	1	116	...	...	...	...
English ...	11	5,186	13	6,191	5	1,245	3	915
<b>Total</b> ...	<b>30</b>	<b>8,648</b>	<b>35</b>	<b>10,229</b>	<b>40</b>	<b>13,200</b>	<b>37</b>	<b>13,030</b>
<b>Grand Total</b> ...	<b>293</b>	<b>88,083</b>	<b>331</b>	<b>1,03,629</b>	<b>254</b>	<b>65,411</b>	<b>223</b>	<b>55,787</b>

## APPENDIX No. IV

## Information re: Physical Education in Municipal Schools

Total number of schools and classes	...	...	...	990
Number of schools imparting physical education on playgrounds	...	...	...	50
Number of schools imparting physical education in open spaces	...	...	...	80
Number of schools imparting physical education in class-rooms	...	...	...	860
Total number of pupils	...	...	...	4,74,468
Total number of pupils taking physical education	...	...	[Approx]	4,72,000
Total number of trained teachers in physical education	...	...	...	553
Total number of untrained teachers in physical education	...	...	...	4,500

## APPENDIX No. V

## Average Cost per Pupil for the year

	Average cost per pupil for the year.
	Rs.
<b>City, Subs. &amp; Ext. Subs. :</b>	
According to the number of pupils on roll as on 31-3-1965 (4,34,535)	... 104.03
<b>City, Subs. &amp; Ext. Subs. :</b>	
According to the number of pupils on roll as on 31-3-1966 (4,50,114)	... 116.44
<b>City, Subs. &amp; Ext. Subs. :</b>	
According to the number of pupils on roll as on 31-3-1967 (4,74,468)	... 127.03

# LABOUR DEPARTMENT

The Labour Officer dealt with 1611 individual grievances of labour staff.

**Trade Unions** :—Trade Union activities among labour and other staff engaged in the services of the Corporation were mostly confined to the Unions whose names and other particulars including membership are given below. These Unions were recognised by the Municipal Commissioner as per Rules :—

TABLE 1

Name of the Union.	Date of Establi- shment.	Date of Registra- tion.	Registered Number.	Membership as on	
				31-3-65	31-12-65
1	2	3	4	5	
(1) The Municipal Workers' Union. ...	27-2-35	29-3-35	90	...	664
(2) Bombay Sweepers' Union ...	30-7-46	7-9-51	1,118	2,063	2,282
(3) The Bombay Municipal Subordinate Staff Union.	2-8-46	30-1-48	483	3,007	3,294
(4) The Bombay Municipal Kamgar Sangh.	1-4-33	28-6-62	4,212	4,414	2,519
(5) Bombay Municipal Engineers' Union.	(Recognition granted on 21-7-56).		3,281	100	419
(6) The Bombay Municipal Executive Staff Union.	21-6-55	21-5-66	1,806	1,351	1,636
(7) Municipal Mazdoor Union ...	...	...	2,100	15,186	14,993
(8) Bombay Municipal Engineering Officials' Association	...	...	4,650	201	154 14-3-1964
(9) The Bombay Municipal Health Visitors' Association.	18-1-51	18-1-51	1,001	88	93
(10) Maha Mumbai Nagarpalika Prathmik Shikshak Sangh.	...	...	2,426	...	Information not available.
(11) Bombay Municipal Hindi Shikshak Parishad.	19-3-62	...	4,185	349	300
(12) Municipal Primary Sindhi Teachers' Association.	(Registration cancelled on 2-12-1964).		79	71	85
(13) Brihan Mumbai Nagarpalika Special Shikshak Sangh.	...	...	3,593	183	178
(14) Greater Bombay Nurses' Association	...	...	3,780	499	696
(15) Bombay Municipal Hospital Employees' Union.	...	...	4,638	618	450
(16) The Municipal Primary Teachers' Federation, Greater Bombay	...	...	3,488	...	2 Unions having (1956 memberships.)
(17) Municipal Labour Union ...	...	...	...	1,000	Information not available
(18) Brihan Bombay Municipal Hindi Shikshak Sangh.	...	...	2,773	...	—do—

**Industrials Relations.**—There was no occasion on which the provisions of the Bombay Municipal Servants Act, 1890, had to be brought into effect. No new Union was recognised during the year under report. However, the Municipal Workers' Union has been granted recognition to represent the labour staff in K. E. M. Hospital, Rota Printing Unit, Municipal Workshop and E. E. Transport and the Bombay Municipal Hospital Employees' Union had been granted recognition to represent the nursing staff of the Kasturba Hospital. The recognition of the Bombay Municipal Kamgar Sangh to represent K. E. M. Hospital, Transport Branch and H. E. (A. E. C.) Department was withdrawn for want of Union's representative character in those departments.

The award on the disputes regarding linking of Dearness Allowance with the Cost of Living Index raised by the Municipal Kamgar Mahagai Bhatta Andolan Samiti and the payment of Dearness Allowance to all the Municipal employees as it is given to the B. E. S. T. employees raised by some of the Municipal Unions given by the arbitrator, Shri Salim M. Merchant appointed under Section 10 (A) of the Industrial Disputes Act, 1947 was received. The dispute regarding demands about Accommodation, House Rent Allowance etc. referred to the arbitration of Shri Salim M. Merchant, along with the above disputes is pending before the Arbitrator. The dispute regarding the demands about revision of grades, conveyance allowance etc. of the executive staff referred to the arbitration of Shri Purshottam Kanji, Chairman of the Wage Board is also pending.

Sixty four disputes were referred to the Assistant Commissioner of Labour, Conciliation Officer, 1st Labour Court, payment of Wages Court, Arbitrator or Industrial Tribunal by different Unions of the Municipal employees and by employees individually as indicated in Appendix 'A'.

Shri R. L. Rambhad, Conciliation Officer and Shri Salim M. Merchant, Arbitrator, heard respectively 9 and 60 applications under Section 33(2) (b) of the Industrial Disputes Act, 1947 submitted by the administration for approval to the actions of dismissal or removal proposed by it against the delinquent employees. The approval orders in 36 applications were received during the year under report.

**The following five awards :** First two of the Arbitrator, Shri Salim M. Merchant and last three of the industrial Tribunal of Shri Taki Bilgrami were received and published during the year under report:—

(1) Interim Award in Municipal Arbitration Reference No. 1 of 1966 in the matter of ad-hoc increase in Dearness Allowance.

(2) Final Award in Municipal Arbitration Reference No. 1 and 3 of 1966 in the matter of linking of Dearness Allowance with the cost of living Index and payment of Dearness allowance as paid to B.E.S.T. employees.

(3) Award in Ref. (IT) No. 227 of 1966 in the matter of withdrawal of notice of change for payment of over time.

(4) Award in Ref. (IT) No. 299 of 1966 in the matter of payment of retention allowance in Main Sewer Department.

(5) Award in Ref. (IT) No. 352 of 1966 in the matter of the post of Head Clerks and assurance given by the Corporation in that behalf.

**Labour Management Co-operation**—With a view to promoting cordial relations between the employees and the administration the following steps were taken:—

(i) *Joint Council.*—The total number of Joint Councils constituted by the end of the year under report were 22.

(ii) *Peshi Committees.*—Peshi Committees were formed with a representative of labour as well as Administration to inquire into the misconduct committed by the municipal employees in Hospitals, Clinics, Maternity Homes, etc.

(iii) *Grievance Procedure.*—A four stage grievance procedure is laid down to redress the grievances of the employees in all Municipal Departments. The grievance committee consists of the representatives of the labour and the Management which investigates the grievances of the employees.

(iv) *Individual Grievances.*—Complaints received by the Labour Officer from the employees and also from the Unions were of various nature. The following table gives the number and the nature of the grievances received and dealt with by the Labour Officer.

TABLE II

Nature of Cases	Total		Grievances redressed.		Not Genuine		Pending Cases	
	City	Sub.	City	Sub.	City	Sub.	City	Sub.
(1) Recruitment and Retrenchment, etc.	...	210 203	152 187	53 12	5 5	4 4		
(2) Promotions, Transfers, confirmations, annual V-130 increments, etc.		164 97	153 30	9 3	2 2			
(3) Fines, Reversions, Suspensions, dismissals and other punishments.		22 92	12 79	8 10	2 3			
(4) Delay in payment of wages (including inquiry leave or maternity leave) and allowances.		102 132	78 123	14 5	10 4	4 5		
(5) Delay in settlement of Provident Fund and other retirement benefits.		98 157	82 148	10 2	4 2	6 2	5 2	
(6) Non-supply of equipment and Uniform	...	59 14	45 10	12 2	2 2	2 2		
(7) Delay in sanctioning leave due	...	68 51	53 47	11 3	4 4	1 1		
(8) House Rent; Accommodation and Transfer of quarters.		227 44	168 39	53 3	6 6	2 2		
(9) Miscellaneous	...	695 463	535 437	139 16	21 21	10 10		
(10) Department References etc.	...	9999 538	9999 538	...	...	...	...	
		11610 1858	11221 1761	330 64	59 59	33 33		

The scholarship to the children of Municipal employees:—

During the year report, 447 applications for scholarship were received and 158 scholarships were granted to applicants for Higher Education and 209 for Secondary Education. The total amount given by way of scholarships to the Municipal employees was Rs. 20,000.

*Medical Assistance Scheme to the Municipal Employees:—*

448 employees applied for Medical assistance under the above scheme. Out of which 433 employees were given aid amounting to Rs. 20,000.

*Attendance at Welfare Centers.*—The average attendance of adults and children at different Welfare Centres during the year . e. April 1966 to March 1967 was 1,750 and 1,680 respectively as against 2,139 and 1,814 during the preceding year.

*Film Show.*—Film Shows were organised at the beginning of the year at the different centres. Films were taken on loan from Visual Education, Film Division, U. S. I. S. and British Information Services. The films were on several subjects such as Food Values, sanitation, Folk Dances and Folk Songs of India.

*Nursery School.*—Two Nursery Classes started two years ago were functioning satisfactorily during the year and they were also found to be popular among the labour staff of Bapty Road Chawls.

*Picnics.*—Three hundred Municipal employees of the different Welfare Centres were taken to Nasik, Goa and Mount Abu during the year. An excursion to Mysore, Bangalore and Ootacamund was organised in the month of November 1966 for 80 Nurses of different Municipal Hospitals and Maternity Homes. The Municipal Corporation has given the approval to start a Welfare Centre for Sion Hospital Nursing Staff. It will be started in the near future.

*Scouting.*—The total strength in Scout and Guide Section's was 3,754 as against 3,233 during the preceding year. The organisation gave the following outstanding services during the year under report.

They carried out traffic duties and assisted in maintaining law and order at the time of several celebrations, exhibitions and festivals in the City.

The Scout/Guides and Scouters/Guiders attended and participated in several Scout activities in the City as well as outside the City.

*Grow more Food Project.*—In addition to Lovegrove, Dadar and Dharavi Co-operative Societies, two more Societies, one each at Versova and Cclaba plants have been formed under the guidance of Labour Officer. Profits were distributed to share holders by the Commissioner at Dadar Purification Work.

*Annual Athletic Meet.*—Annual Athletic Meeting was held at Purandare's Stadium on 28th February and 1st March 1967. Nearly 2000 competitors from different Welfare Centres took part in various items. Dr. Shanti Patel distributed the prizes to the winners in the presence of Dy. Municipal Commissioner (Labour), Labour Officer and members of other staff.

## APPENDIX—'A'

Serial No.	Union	Department concerned	Categories affected	Referred to	Nature of Demands
(1)	(2)	(3)	(4)	(5)	(6)
1	The Municipal Union.	Mazdoor A. E. (Asphalt) ...	Tapkers and Rakers.	Conciliation Officer.	Dispute regarding increased pay to Tapkers and Rakers.
2	Do.	... AE.D.(Special) ...	Pitometer Readers...	Do.	Demands regarding grades to Pitometer Readers.
3	Do.	... W.O. (Estates) ...	Labourer	Assistant Commissioner of Labour.	Dispute regarding notice of change served on Shri P. L. Khanvilkar.
4	Do.	... H.O.	... Surveillance Investigators.	Conciliation Officer.	Demands regarding revision of grade, etc.
5	Do.	... Dy.A & C.(Octroi).	Peons and Marking Hamals.	Do.	Charter of Demands regarding revision of grade, etc.
6	Do.	... M.M.P.	... Labour staff	Do.	Charter of demands regarding revision of grade etc.
7	Do.	... E.E.T.	... Drivers and Cleaners	Do.	Notice of change for the change in the system of Overtime payment.
8	Do.	... S. G.	... Malis and Labourers in Suburban Gardens	Assistant Commissioner of Labour.	Demands about accommodation, etc.
9	Do.	... Municipal Hospitals.	X-Ray Asstt. & X-Ray Technicians.	Do.	Demands regarding X-Ray Assistants and X-Ray Technicians working in Municipal Hospitals.
10	Do.	... H. S.	... Mukadams (Conservancy).	Conciliation Officer.	Demands of revision of grades-Conveyance Allowance, etc.
11	Do.	... General	... Labourers	Asstt. Commissioner of Labour.	Dispute regarding alleged Breach of Section 9A of the I. D. A. in supply of Brass Buttons.
12	Do.	... H.S.	... Mukadams	... Industrial Tribunal.	Ref: (IT) No. 332 of 1966:— Dispute Re: pay scale, festival holidays, Allowance etc.
13	Do.	... Dy.A & C.(Octroi).	Marking Hamals	Do.	Ref: (IT) No. 43 of 1967 — In the matter of pay scales & Special Pay.
14	The Municipal Union.	Workers' A.E.(Mech.) Sub.	Labour staff	Asstt. Commissioner of Labour.	Extension of benefit of Meher Award No. 31 of 1964.
15	Do.	... Supdt. Rota Printing Press.	Do.	Do.	Demands regarding revision of grades, etc.
16	Do.	... A.E.Mech.(Sub.)...	Pump Drivers Asstt. Pump Drivers.	Conciliation Officer.	Dispute regarding change of designations and grades.
17	Do.	... General	... All categories	Do.	Dispute regarding wage scales-gratuity, etc.
18	Do.	... A.E.C.(H.E) & W. O. 'C' Ward.	Labour staff	Do.	Notice of strike re: transfer of Shri P. J. Mane, Mistry, etc.
19	Do.	... A.E.C.(H.E.)	Do.	Do.	Confirmation of workmen in quality Control Branch.
20	Do.	... E.E. (Mech.)	... Operators	... A. C. L.	Dispute regarding alleged Illegal change in reducing the number of operators on Pumping Stations.
21	Do.	... H.O. & I.O.	... Labour staff	Do.	Dispute regarding notice of change to increase working hours, etc.
22	Do.	... H. E. (A.E.M.)	... Mistries and Mukadams.	Do.	Dispute regarding the revision of wage scales.
23	Do.	... E.O.	... Peons	Do.	Demands for increasing payment of special pay to peons attending to the work of storing water.
24	Do.	... E.O.	Do.	Do.	Strike Notice opposing the change in duty hours.
25	Do.	... M. M.P.	... Labourers	Do.	Charter of demands re: revision of grade, etc.
26	Do.	... K.E.M. Hosp.	... Havildar, Asstt. Havildar, Hamal.	Asstt. Commissioner of Labour.	Dispute regarding revision of grades, etc.
27	Do.	... A.E.Mech(Sub.)...	Labour staff of Varanva Purification work.	Conciliation Officer.	Dispute regarding alleged stoppage of H. R. A.

## APPENDIX 'A'—(Contd.)

Serial No.	Union	Department concerned	Categories affected	Referred to	Nature of Demands
(1)	(2)	(3)	(4)	(5)	(6)
28	The Municipal Worker's Union.	E.E. Mech.	.. Labour staff at Dharavi Purification Plant.	Conciliation Officer.	Dispute re : Notice of strike to withdraw the notice to recover rent, etc.
29	Do.	... K.E.M.Hosp.	... Ayah	... Asstt. Commissioner of Labour.	Dispute re : re-instatement of an Ayah.
30	Do.	... M.M.P.	... Labour staff	... Industrial Tribunal.	(IT No. 228 of 66 re: withdrawal notice of change for payment of Over Time.
31	Do.	... A.E.Mech.(Sub.)	... Labour staff at Ver-sova Purification Plant.	Do.	... (IT) No. 202 of 66 Dispute re; H.R.A.
32	Do.	... Do.	... Pump-men & Asstt. Pump-men.	Do.	... (IT) No. 380 of 1966. Dispute re : designations and wage scales.
33	Do.	... M.M.P.	... Asstt. Foreman.	... Dy. Commissioner of Labour (Administration.)	Application No. 30 under Section 33-C (1) of I.D. Act. for computation of the benefit under the Meher Award on D.A.
34	Do.	... E.E.Mech. & other Deptts.	Labour staff	... Payment of Wages Court.	Shri M. R. Rane & others—Dispute re : withdrawal of increments on account of illegal strike.
35	Do.	... O.S.D.(Security)	Security Guards	... Asstt. Commissioner of Labour.	Dispute regarding issue of soap to security guards of Ghatkopar Pumping Station.
36	Do.	... E.E.T.	... Drivers & Labourers.	Do.	... Dispute regarding alleged irregular transfers.
37	The Bombay Municipal Executive Staff Union.	Dy.A.&C.(Octroi)	Inspector	... Do.	... Dispute about postponement of Increment of Shri V. G. Vaidya, Inspector.
38	Do.	... A & C.	... Do.	... Do.	... Dispute regarding extra remuneration to inspectorial staff
39	The Bombay Municipal Executive Staff Union.	H.O.	... Laboratory Technicians under the National Malaria Eradication Scheme.	Conciliation Officer.	Dispute regarding revision of scales etc.
40	Do.	... Do.	... Medical Inspectors, etc.	Do.	... Dispute regarding notice of change for Efficiency Bar.
41	Do.	... Do.	... Technical staff of Municipal Laboratory.	A.C.L.	... Dispute re : revision of wage scales etc.
42	Do.	... S.L.	... Licence Inspectors	Do	... Dispute re : Alleged Breach of Section 9A of the I.D. Act for reverting the Licence Inspectors to the posts of clerks.
43	Do.	... Do.	... Do.	... Do.	... Dispute regarding change in duty hours of Inspectors without prior notice.
44	Do.	... H.S., Markets, L.O., Shops, Estt. etc.	Executive Staff	... Arbitrator	... Demands regarding revision of grades, special pay etc.
45	The Bombay Municipal Subordinate Staff Union	All Departments	... Clerical staff	... Conciliation Officer	Notice of strike for alleged breach of assurance about the non-qualified Head Clerks.
46	Do.	... D.E.H.O.	... Compounder	... Do.	... Dispute regarding re-instatement of Shri Satpute, Compounder.
47	Do.	... General	... Clerical staff	... Do.	... Dispute regarding Notice of Strike for reservation of 25 per cent. of H.C. s posts for non-qualified clerks.
48	Do.	... Do.	... Do.	... Industrial Tribunal.	(IT) No. 352 of 1966 Dispute regarding implementation of assurance given by the Corporation about non-qualified Head Clerks.
49	Do.	... Do.	... Do.	... Do.	... (IT) No. 34 of 1967 Dispute re : general demands for grades etc.
50	The Municipal Labour Union.	Main Sewer Deptt.	Labourers	... Conciliation Officer.	Strike notice re : demands for retention allowance, etc.

## APPENDIX 'A'—(Contd.)

Serial No.	Union	Department concerned	Categories affected	Referred to	Nature of Demands
(1)	(2)	(3)	(4)	(5)	(6)
51	The Municipal Union.	Labour Main Sewer Deptt.	Labourers.	... Industrial Tribunal.	(IT) No. 299 of 1966 Dispute re: payment of retention allowance.
52	The Greater Nurses' Association	Bombay M. S. G. T. B. Hospital.	Nursing staff	... Asstt. Commissioner of Labour.	Demands re: illegal change in service conditions.
53	Do.	... D.E.H.O.	... Do.	... Do.	... Dispute regarding Alleged Breach of Section 9A of the I. D. Act by transfer of Nursing Staff.
54	The Bombay Kamgar Sangh.	Municipal Road, Drainage and Market Deptt.	Labour staff	... Do.	... Charter of Demands for increasing conveyance allowance etc.
55	Do.	... W.O.G./N	... Temp. Mistry	... Conciliation Officer.	Strike Notice demanding reinstatement of Shri Tipu Pand*, Temporary Mistry.
56	The Mahagai Andolan Samiti.	Bhatta All Deptts.	... All categories	... Arbitrator	... Municipal Arbitration No. 1 and 3 of 1966 in the matter of Dearness Allowance.
57	(i) Bombay Kamgar Sangh. (ii) Municipal Workers Union. (iii) Municipal Labour Union. (iv) Bombay Sweeper's Union. (v) Greater Bombay Nurses' Association.	All Deptts.	... All categories	... Arbitrator	... Municipal Arbitration No. 2 of 1966—Demands re: free Quarters, H.R.A., Children Allowance, etc.
58	Shri Devji Govind Jadhav.	A.E. Asphalt	... Labourer	... Payment of Wages Court.	Application No. 81 of 1966 re: Claim of Rs. 7,000.
59	Shri Marutirao Bhagade	E. E. Mech.	... Do.	... Do.	... Application No. 3480 of 1966— for payment of Provident Fund.
60	Shri Arjun Babaji Bane	... H.E./A.E. (M)	... Do.	... Labour Court	... Application No. 185 of 1966— Alleged Non-payment of increment.
61	Shri Quadros	... K. E. M. Hospital	Cook	... Do.	... Application No. 216 of 1966— Wages for suspension period.
62	Shri Nevji Velji	... W.O. (Estates)	... Sweeper	... Do.	... Application No. 1 of 1967— Alleged Non-grant of increment.
63	Shri M. G. Rane	... H.E./A.E. (M)	...	... Payment of Wages Court.	Application No. 928 of 1966— For computation of benefit of Meher 'A' Ward.
64	Shri Sitaram Bhiku	... A.E./L.G.P.	... Security Guard	... A.C.L.	... Dispute re: recovery of O.T. dues under Sec. 33(c)(1) of the I. D. Act, 1947.

# PUBLIC RELATIONS DEPARTMENT

Shri N. A. Mistri, M.A., D.J., Dip. s.w., Public Relations Officer, continued to be in-charge of the department during the year 1966-67.

The Department effected general publicity about the various activities and services rendered by different Municipal Departments and worked as a clearing house in respect of criticisms and suggestions in local newspapers. It also carried out health education work and dissemination of information to the public through various media.

## INFORMATIVE PUBLICATIONS

The Civic Guide- *cum*-Diary 1966, comprising of a guide to civic affairs and other useful information was published in English and Marathi. Two revised editions of the booklets, containing names, addresses and telephone numbers of Municipal Councillors, names of members of different Committees, names of Councillors representing different wards together with a list of important Municipal Officers were also published. Other publications revised and reprinted during the year are Development Control Rules for Greater Bombay and Broad Outlines of Bombay's Traffic and Transport Study.

## INFORMATION COUNTERS

Two Information Counters—one each at the main and extension buildings—continued to prove as useful adjuncts in giving necessary guidance and information to the public and sales of various publications

## OTHER IMPORTANT ACTIVITIES

(1) The Public Health Museum at Bombay Sanitary Association, (2) Civic Sense Gallery at the Victoria and Albert Museum, (3) Permanent displays at Venereal diseases and Family Planning Clinics at Bellasis Road continued during the year.

## IMPORTANT CELEBRATIONS

The Department participated in observance of World Health Day, National Cleanliness Day, Anti-fly Week, National Smallpox Eradication Week, World Leprosy Day, Prohibition Week, Social Education Week, Sharad Utsav, Family Planning Fortnight, Local Self-Government Day, and also in various Health Drives, Exhibitions etc., organised by the Lions Clubs, Bombay Civic Trust, and such other social welfare organisations. Special educative propaganda was also carried out in connection with the Triennial Census of non-attending children of Compulsory Age in Municipal Schools.

During the year under report, a special Collection Drive for the Mayor's Fund was carried out when full-fledged activities, such as publication of a souvenir, holding of a cultural programme, collection of donations from institutions and individuals, etc., were undertaken. As in the past, the entire work pertaining to this Special Collection Drive was entrusted to this department and the same was carried out in the required manner. This department also assisted in the work of collection of donations for the National Flag Day and Lal Bahadur Shastri National Memorial Fund.

In addition to providing information to various civic bodies in India and other Government departments, information both in write-ups and pictures was culled, collated, and furnished to various foreign countries, many of them coming through the Mayor.

N. A. MISTRI,  
*Public Relations Officer.*



# M. G. M. O. SWIMMING POOL

*Sub:—Administration Report for the year 1966-67.*

- (1) 7,714 new members joined the Pool during the year under report.
- (2) 4,096 Beginners were trained during the year.
- (3) 35,468 Casual Swimmers including Labourers and Factory Workers availed of the facilities of swimming during the year.
- (4) Six Educational Institutions availed of the swimming facilities at a concessional charge of Rs. 100 per month during the year.
- (5) A 17 member M. G. M. O. Swimming Pool Team participated in August 1966 in the Swimming Competitions held at Delhi by the National Swimming Club of India, Delhi and the Team won 4 trophies 2 for Juniors and one for women Championship and one for Water Polo Championship.
- (6) 16 Members of the M.G.M. O. Swimming Pool participated in the 23rd National Swimming Championship held at Patiala in October 1966 on behalf of the Maharashtra State Amateur Aquatic Association. Their expenses were borne from the Municipal fund.
- (7) On medical advice, 25 Polio-crippled children availed of the free swimming facility at the Pool during the year.
- (8) The Pool was closed for 16 days from 15-7-1966 to 30-7-1966 due to water shortage and was reopened on 31-7-1966 for Swimming.
- (9) The Inter-collegiate Swimming Competitions were held at the M.G.M.O. Swimming Pool in September 1966.
- (10) Collection of fees during the year was Rs. 2,48,476 as against 1,76,000 during the previous year.
- (11) Private parties reserved the Pool for 411 hours by which a revenue of Rs. 9,175 was collected.
- (12) The total annual expenditure was Rs. 1,99,296 including establishment cost of Rs. 71,127 during the year.
- (13) There was no drowning accident during the year under report.
- (14) 14th Anniversary of the M. G. M. O. Swimming Pool was observed on 27th April 1966 by holding swimming competitions of the members of the Pool. Prizes were awarded by Shri S. R. Patkar the then Mayor of Bombay.
- (15) The Eleventh Annual Long Distance Sea Race from Dadar Chowpatty to Bandra and back was held on 5th February 1967. Prizes were distributed to winners by Dr. (Mrs.) M. R. Tamboli.
- (16) The quality of the water of the Pool was maintained fit for swimming by effective filtration and chlorination. Samples of the water were tested every week in the Municipal Laboratory.

S. N. PINGE,

*Manager,*

*M. G. M. O. Swimming Pool*

# Administrative Officer (Enquiries)

Year 1966-67

## Details of work done by Enquiries Section:—

### I—Investigation of—

(a) Cases of alleged acceptance of illegal gratification by the Municipal Staff ...	43
(b) Cases of theft or pilferage of Municipal Property or materials ... ..	115
(c) Cases of irregularities of serious nature on the part of Municipal Employees such as misconduct, misbehaviour rude behaviour and assaults, herassment to patients in the Hospital, taking leave under false pretext, driving or allowing to drive Municipal vehicles by unauthorised persons, gross dereliction of duties etc. ... ..	316
(d) Cases of irregularities of minor nature on the part of Municipal employees, such as irregular attendance, sub-letting of rooms, harbouring outsiders in their rooms without permission and negligence of duties etc. and complaints against stall holders, licensees and other regarding subletting of stalls, infringement of licence conditions, breach of provisions of Shops and Establishment Act,- Municipal Bye-laws and regulations. ...	590
<b>Total No. of cases investigated</b> ...	<b>1,064</b>

### The actions taken in the above cases investigated, are summarised as under:—

	No. of Employees.	No. of Cases.
(1) Dismissal ... ..	25	} 219
(2) Removal from Service ... ..	42	
(3) Resignation accepted ... ..	3	
(4) Demotion ... ..	9	
(5) Withholding of increments ... ..	134	
(6) Fines imposed ... ..	101	
(7) Censures and warnings ... ..	69	
(8) Recoveries made for loss of Municipal Property ... ..	12	
	395	
(9) Sent to Departments concerned for necessary remedial actions ... ..	...	265
(10) Filed as the allegations were found to be either false or too vague ... ..	...	189
(11) Enquiries in progress at the end of the year ... ..	...	391
		<b>1,064</b>

I.—The split up according to the status of the delinquents in the cases of 210 employees who have been awarded deterrent punishments such as dismissal, removal from service, demotions, debarring from promotions and withholding of increments is as under:—

Category.					Dismissal.	Removal	Debarr- ing from promot- ion or demot- tions.	Incre- ment with held.
Sub-Engineeer ... ..	...	...	...	...	...	...	...	7
Overseer ... ..	...	...	...	...	1	1	2	4
Rent Collector ... ..	...	...	...	...	1	...	...	1
Medical Officer ... ..	...	...	...	...	...	1	...	...
Sister ... ..	...	...	...	...	1	1	...	...
Compounder ... ..	...	...	...	...	1	...	...	2
Ward Inspector ... ..	...	...	...	...	...	...	...	1
Octroi Inspector ... ..	...	...	...	...	...	...	...	1
Sanitary Inspector ... ..	...	...	...	...	...	1	2	1
Clerk ... ..	...	...	...	...	2	...	...	3
Drainage Asstt. ... ..	...	...	...	...	...	...	1	...
Head Teacher ... ..	...	...	...	...	...	...	1	1
Asstt. Teacher ... ..	...	...	...	...	3	2	...	4
Labour staff ... ..	...	...	...	...	16	36	3	109
<b>Total</b> ...	...	...	...	...	25	42	9	134

II.—(a) The classification of very serious offences for which punishments of dismissal, removal from service and withholding of increments was resorted to and the number of employees to whom the said punishments were awarded for such offences, is as follows :—

Description of the Offences.	Dismiss- ed.	Remov- ed.	Demot- ed.	Increment withheld.
(1) Demanding and accepting illegal gratifications, Diwali or New Year Bakshis etc. ...	6	3	3	9
(2) Pilferage of Municipal property such as stores articles dietary articles, temporary misappropriation of Municipal money etc. ...	8	12	2	25
(3) Misbehaviour ...	3	2	1	...
(4) Disorderly behaviour while on duty, assaulting co-workers, superiors, threatening them etc. ...	2	5	...	21
(5) Accepting or doing private job, business, trade etc, while in Municipal Service or while on leave. ...	1	2	...	...
(6) Conviction by the Court under I.P.C. and Prohibition and Gambling Act. ...	...	...	...	2
(7) Misuse of Municipal vehicle and hand it over to un- authorised persons etc. ...	...	3	...	4
(8) Forgery ...	1	...	...	...
(9) Other Offences ...	4	15	3	73
<b>Total</b> ...	<b>25</b>	<b>42</b>	<b>9</b>	<b>134</b>

**Other work done by the Enquiries Section—**

Details of work.	No. of cases.
(1) Surprise visits to places of Municipal works in progress offices for checking of musters, Accounts etc. ...	148
(2) Attending sale by auction of Municipal Property or rights etc. ...	87
(3) Disposal of cases of miscellaneous nature such as cases referred to by department for advice in representations from employees in disciplinary cases, advice on procedural matters regarding departmental enquiries ...	1,573

**Work done by the Stock Verification Section—**

Verification of Reserved Stores including capital stores at the Central Stores and Sub-Depots was carried out during the year as usual. Periodical checking of balance of petrol, diesel oil etc. at the various Municipal Pumps was also done and quarterly live stock statement of bullock as well as increase and decrease statements of live stock at the Victoria Gardens were verified, checking of the unserviceable articles needlessly occupying considerable space in Municipal Schools was also carried out, 189 Schools and other Ward Offices were visited and unserviceable articles lying there were auctioned on the spot as per procedure laid down.

This section also helped the Enquiries Section in keeping a watch etc, at different places and times for detection of malpractices and investigation work such as scrutiny of voluminous records in specific cases.

The other important work attended to by this Section was the distribution of relief grants from the Mayor's Relief to the persons and families affected by fire, house collapses and other natural calamities.

**Administration Report of the Bombay Municipal Security Force for the year 1966-67.**

The Bombay Municipal Security Force continued to be under the supervision of the Officer on Special Duty during the year under report. He was assisted by 1 Security Officer and 3 Asstt. Security Officers who are on deputation from Police Department.

Specific work done by the Security Force is as under :—

Total number of cases.	Total property involved.	Total property recovered.
158	Rs. 21,778,93	Rs. 12,624,03
Detected 68		

Hospitals.				Others.			
Cases.	Property lost.	Property recovered.		Cases.	Property lost.	Property recovered.	
	Rs.	Rs.			Rs.	Rs.	
58				98			
	4,483.80	3,969.80			17,295.13	8,654.23	
Detected 24				Detected 44			

I—Municipal employees involved	43	I—Municipal employees involved	33
(a) Municipal employees against whom departmental action taken	36	(a) Municipal employees against whom departmental action taken	19
(b) Municipal employees against whom departmental action pending	15	(b) Municipal employees against whom departmental action pending	17
II.—Municipal employees against whom Police cases pending	6	II.—Municipal employees against whom Police action pending	6

During the period under review many important cases were brought to the notice of the authorities by the Bombay Municipal Security Force. With the tightening of the Security measures at various installations, pilferages thereat have been checked to a great extent. In appreciation of outstanding work and as an incentive to other members of the Bombay Municipal Security Force, the employees who had shown courage and sense of duty in apprehending the culprits, some of them even at the risk of their lives were awarded cash prizes in token of appreciation of their services. In a few cases, some outsiders who assisted the staff of B. M. S. F. in detecting the thefts etc. were also awarded cash prizes. In all 29 persons including 4 outsiders were rewarded with a total amount of Rs. 369 out of which Rs. 75 went to the outsiders.

The Industrial Unit of the Home Guards is also functioning well and the members of the Unit turn out smartly at the parades and are at par in efficiency with the regular Home Guards under the control of Government.

G. W. SHIVESHWARKAR,  
O. S. D.

## THE BOMBAY CIVIC JOURNAL

Shri N. A. Mistri, M.A., Dip. J., Dip. S.W., continued to work as Editor, the Bombay Civic Journal, in addition to his duties as the Public Relations Officer, during the year under report.

The Monthly issues of the Journal, were brought out regularly by incorporating therein articles and other related information on subjects or topics of civic importance. A new series 'Studies in Municipal Administration in Greater Bombay' was also introduced for the information of readers. A Special number was taken out in August 1966 as an Independence Number. Efforts to bring in revenue by advertisements and increase in circulation were made during the period under report.

N. A. MISTRI,  
*Editor, Bombay Civic Journal.*

## ORGANIZATION AND METHODS DIVISION

Shri K. U. Mehta, B.A. (Hons.), 'Kovid,' was in charge of the Division during the year under report. He was mainly busy with the following items:—

- (i) Standardisation of forms and registers.
- (ii) Operation of the Suggestions Scheme.
- (iii) Standardisation of Record Branches.
- (iv) Codification of M.C.'s Orders/Circulars of standing nature.
- (v) Codification of decisions taken at the meetings of the Co-ordination Committee involving policy considerations.
- (vi) Scrutiny of standardised furniture proposals.
- (vii) Supervision of Office Procedure and other works as could generally contribute to quality control in administration.

During the year under report, an Appreciation Training Programme on Management and productivity for Top Executives was started from February 1967. The primary objective of this programme was to expose our Top management to modern Management and Productivity Techniques for the solution of our day to day problems.

K. U. MEHTA,  
*Organization & Methods Officer.*

# Administrative Report of the Executive Health Officer for the year 1966-67

**Population.**—The mid-year estimated population figure for Greater Bombay *viz.* 47,84,000 for 1966 has been taken as the basis for rates for vital statistics.

**Rainfall.**—The total rainfall in millimeters recorded at the Colaba Observatory was 1560.7. It was below normal by 253.3 mms. It rained on 95 days as against 87 in 1965 and 105 days in 1964. The wettest month of the year was July with a rainfall of 883.9 mms.

At the Santacruz Observatory the total rainfall was recorded as 1630.7 mms, as against 2597.1 mms. in 1965. July was the wettest month with a rainfall of 944.0 mms.

## PUBLIC HEALTH ADMINISTRATION

### (I) GENREAL SANITATION

**(A) Food Sanitation, etc.**—This includes enforcement of sanitation and hygiene in food establishments, check on hawkers of food and destruction of unwholesome articles of food.

**(B) Grading of Eating Houses.**—The scheme for grading of eating houses introduced from the year 1961 contemplates improvement of sanitary etc. conditions obtainable in eating houses by introducing the element of competition amongst the licensees. Grades I, II or III are determined on the basis of marks secured out of 100 allotted for the observance of the conditions of eating houses licences and provision of special arrangements as sterilising of all utensils, cups, dishes, etc. additional arrangements for periodical cleanliness of the premises and tables, cleanliness of the servants and their uniforms refrigeration for food preservation, and periodical medical examination of all employees, etc. The grade allotted to an eating house is required to be exhibited in a prescribed form, at a conspicuous place at the entrance of the eating house. Eating houses securing less than 35 marks out of 100 are not allotted any grade, not allowed to be licensed and they come under prosecution till they either improve the conditions or vacate.

**(C) Grading of bakeries.**—Almost on similar lines as grading of eating houses, grading of bakeries in Greater Bombay has been introduced from September 1964 so that the conditions obtainable in bakeries may be improved by competition. The special arrangements that will upgrade a bakery are, interalia arrangements for cleansing and sterilizing all utensils and other appliances, personal hygiene of the staff, special retiring room for workers, perfect fly-proofing of the bake-room and the store-room, use of electric oven for baking, etc. Bakeries securing less than 35 marks out of 100 are not allotted any grade, are not allowed to be licensed and are subjected to prosecutions till they either improve or are discontinued.

**(D) Water supply.**—The city continued to receive chlorinated water supply. Constant check on quality of water supply and dosage of chlorine was exercised through systematic sampling and analysis of water at various points in the supply and distribution system. As the pipe-water supply is yet to reach in certain distant parts of the suburbs and the extended suburbs, chlorination of well-water was continued during the year.

**(E) Drainage.**—The work of laying sewers and S.W. Drains in Mahim T.P.S. No. III in roads bounded by Sitladevi Temple, Swatantryaveer Savarkar Marg and Lady Jamsheedji Road were carried out except for roads encumbered by obstructions. Similarly, works were carried out in Mahim T.P.S.No. IV in roads bounded by sea beach Nariman Road, Drainage channel, Western Railway Lines, N. C. Kelkar Road extension to sea beach.

**(F) Prevention of Food Adulteration**—This includes sampling of articles of Food stored, sold or exposed for sale etc. for checking adulteration and mistrading of food under the Prevention of Food Adulteration Act 1954. This work is being done by the Food Inspectors appointed for the purpose under the provisions of the Act. There is a counter check over the Food Inspectors by Mobile Squad provided with a Van for swifter and surprise sampling.

### (II) VITAL STATISTICS

#### Births and Birth rate—

The live births registered during the year were 1,47,986 which were 5,205 more than in 1965 and 9,017 above the average of the quinquennium 1961 to 1965. Of the registered births, 76,982 were males and 71,004 were females, giving a proportion of 108.4 males to 100 females. The birth rate was 30.9

#### Deaths and Death rate—

The deaths registered from all causes were 50,492 as against 54,223 in 1965 being 5,952 more than the mean mortality of the preceding 5 years.

The death rate was 10.6 against 11.7 in the year 1965. 25% of the total deaths were among infants below 12 months. Out of these 41.9 per cent were recorded as due to congenital malformation and diseases of early infancy.

#### Mortality by sex and age—

Of the 50,492 deaths, 29,105 were among males and 21,387 among females. The excess of deaths among males may be ascribed to the slight preponderance of males in the population, their number being nearly 60.1 percent of the total population. The death-rate among females was, however, actually higher than that among males. The male death rate was 11.7 and the female death rate 12.9 as against 12.3 and 14.2 respectively in 1965.

#### Principal causes of Deaths—

Diseases of the respiratory system claimed the highest number of deaths as in the past, with a death-rate of 1.65 per 1000 of population. A large proportion of deaths from respiratory diseases occurred among infants and children under 5 years of age. The causes coming next on the list for the year were congenital malformation and diseases of early infancy (1.11); tuberculosis (0.98); diarrhoea, enteritis and dysentery (0.80).

**Infant Mortality—**

Deaths among infants under 1 year of age numbered 12,660 which were 1,079 less than in the preceding year and 1,235 more than the annual average of the previous quinquennium (1961-65). The infant mortality rate for the year was 85.5 per 1,000 live births as against 96.2 in 1965.

Of the 12,660 infant deaths, 11,638 *i.e.*, 91.9 per cent. were among the infants born in Greater Bombay and 1022 *i.e.*, 8.1 per cent. were among those born outside Greater Bombay. The births of these 1,022 infants were naturally not registered in the Greater Bombay birth registry. Excluding these 1,022 deaths, the infant mortality rate would be 78.6. How much of this reduction in the rate could be set off against the deaths of infants occurring outside the Greater Bombay though born and registered in the Greater Bombay cannot be estimated but in the absence of any specific cause or evidence of emigration, the number must be small and therefore, the infant death rate after correction for residence would not be much above 78.6 *i.e.*, 8.1 less than the recorded rate of 85.5.

**Causes.**—8,473 or nearly 66.9 per cent. of the total infant deaths were due collectively to diseases of the respiratory system, congenital malformation and diseases of early infancy as against 10,028 or 72.9 per cent. in 1965. Diarrhoea and Enteritis caused 1,656 deaths, Dysentery 31 and convulsions 30 deaths. Deaths from Small-pox and Measles numbered 31 and 39 respectively while poliomyelitis caused 23 deaths.

**Quinquennial average.**—Compared with the annual average of the preceding five years, the total deaths among infants in 1966 were 1,237 more. Decrease of 17 under convulsions, 80 under small-pox, 33 under measles, 6 under Dysentery, 229 under congenital malformation and diseases of early infancy was recorded. Increase of 15 under Poliomyelitis, 443 under Diarrhoea and enteritis and 241 under diseases of respiratory system was recorded.

**Age at death.**—The infant deaths in the 1st week of life were 4,662 or 36.8 per cent. and in the age group of 1 to 4 weeks it was 2,404 or 18.9 per cent. of the total. Thus 7,066 infant deaths or 55.8 per cent. of the total number occurred in the first month of life. In the next two age-groups *viz.*, 4 weeks to 6 months and 6 to 12 months, the infant deaths numbered 3,198 and 2,396 respectively constituting 25.3 per cent. and 18.9 per cent. of the entire infant mortality.

**The maternal mortality** numbered 159, the rate being 1.1 as against 1.1 during the year 1965.

**Cemeteries.**—The Work of registering the cemeteries in the Suburbs was continued during the year. Certain amenities were provided in a few private cemeteries.

**Notification.**—The total number of notifications of infectious diseases received during the year was 12,527 as against 10,231 in 1965. Of these 12,427 (99.2 per cent.) were from the District Registrars and 100 (0.8 per cent.) were from the Medical Practitioners.

Infective Hepatitis caused 5,880 attacks (including 199 originating in other local areas of India) and 308 deaths.

Plague was absent during the year.

**Anti-plague Measures—**

(i) **Rat destruction.**—The total number of rats caught and destroyed in Greater Bombay during the year was, 6,28,034 (including 1,25,151 *Rattus Rattus* and 2,72,158 *Gunnomys Kok*) as against 6,55,562 in 1965. No rat was found plague infected. Periodical immunity tests on the rats against plague could not be carried out during the year at the Haffkine Institute as the incinerator was not into commission.

(ii) Other anti-plague measures namely Flea destruction, especially through DDT dusting of rat holes and DDT spraying of houses etc., and also through cleansing of areas, were also carried out.

**Smallpox** caused 369 attacks (including 148 originating in other local areas of India) and 141 deaths.

**Cholera.**—Cholera was absent during the year. Preventive measures such as anti-cholera inoculations, disinfection of well water, destruction of overripe and rotten fruits, were carried out. 10,61,781 persons were inoculated against cholera.

**Influenza.**—Influenza caused 5 deaths as against 14 in 1965.

**Enteric Fever.**—The number of notified cases *viz.* 519 (including 19 originating in other local areas of India) was 125 less than that in 1965. The total number of deaths was 74 as against 42 in 1965. 9,96,202 persons were inoculated with T.A.B. Vaccine. Other preventive measures including D. D. T. spraying as an anti-fly measure, surprise inspection of food establishments, etc., destruction of unwholesome food-stuff, propaganda etc., were carried out as usual, besides treating all cases of typhoid with chloramphenicol, etc., at the Kasturba Hospital for infectious Diseases.

**Acute Anterior Poliomyelities—**

441 cases (62 originating in other local areas of India) and 82 deaths were reported due to this disease.

1,03,001 children were immunized against Polio.

**Diphtheria—**

2,087 cases were notified. Of these 152 were originating in other local areas of India. 124 cases proved fatal.

**Cerebro-spinal meningitis—**

This disease caused two attacks and one death.

**Tuberculosis—**

Tuberculosis took a toll of 4,726 lives and the death rate of tuberculosis was 0.9 per 1,000 of mid-year estimated population.



### Examination of specimen—

Sputum specimens sent by the medical practitioners were examined free of charge at the Municipal Laboratory.

Cases of Tuberculosis were admitted to the Municipal Group of Hospitals for Tuberculosis at Sewri which has an accommodation for 800 in-patients, besides 400 beds are reserved by the Municipal Corporation of Greater Bombay at the Sarvodaya Hospital, Ghatkopar. The cases directed by the 4 Clinics at Princess Street, Foras Road, Dadar and Khar were admitted as per the waiting list maintained at the hospital out door department after examination by the Honoraries. A.P. and P.P. refills and screening were done at the Hospital as also at the above 4 clinics. Advance cases of T. B. were isolated at the Daftary Municipal Isolation wards at Dadar.

### Venereal Diseases : Contact Investigation Centre Follow up work and education:

The two medico-social workers, one for the male patients and the other for female patients and the Clinic Nurse helped in inducing the defaulting patients, married partners, to take continued and complete treatment and impressed upon their minds the disastrous after effects of the disease. Some female patients who were willing to be rescued were given aid and were rescued through the Association of Moral and Social Hygiene and the Vigilance Branch of the police department.

The clinical diagnosis of all cases was confirmed by the latest methods of tests in the laboratory at this clinic. Blood samples and urethral smears of patients sent by private medical practitioners were tested and examined microscopically and reports were sent to them confidentially and free of charge. Frei's Test was also started anew.

Latest methods of treatment were followed at this clinic. Male and female patients were examined and treated in separate wings of the clinic, maintaining absolute privacy and secrecy.

Antibiotics like penicillin 'G' in oil, strepto-penicillin, acromycin capsules etc. were the drugs of choice used in the treatment of venereal diseases.

Infra red Short-wave etc. were done in all indicated cases.

Medical interns, private practitioners, health visitors, nurses, students of Sanitary Inspectors Class etc. were given instructions, demonstration and training in the control of venereal diseases.

757 samples of blood were received from Municipal Maternity Homes (603 anti-natal and 154 post-natal) for opinion. Out of these, 85 were positive for Kahn's, V. D. R. L. or Frei's Test. These positive cases were treated in the respective maternity homes for the convenience of the patients.

As many as 21281 (19003 males and 2278 females) Venereal and 2,306 (1281 males and 1025 females) non-Venereal cases were treated during the year.

Out of 21281 Venereal Cases, 6095 were syphilis, 6221 were gonorrhoea and 8965 were cases of non-syphilitic sores.

**Leprosy:** The Acworth Leprosy Hospital has been doing commendable work for over 75 years and is also conducting clinics, 5 in city and 4 in the suburbs, eight of which are maintained by Greater Bombay Leprosy Control Scheme and one is attached to the hospital. The hospital provides for isolation of 500 patients either voluntarily admitted or committed by the Magistrates, under the Leprosy Act. The figures of attendance at the 9 clinics are given below:—

Name of the clinic	New cases	Old cases	Average daily attendance
A. L. Hospital Clinic	3639	9056	193.00
G. B. L. C. Scheme Clinics	1568	5261	260.67

The Corporation bears the entire cost of the Out patient Clinic attached to the Acworth Leprosy Hospital and also the additional cost on account of:—

- (1) 48 beds for the voluntary patients domiciled in Bombay
- (2) Approximately 150-170 beds for the resident patients (domiciled in Bombay Committed under the Leprosy Act.)
- (3) Domiciliary Services of Health Visitors.
- (4) Rs. 10,000 every year for Sulphone treatment to Outpatients.
- (5) One-third of the recurring expenditure and the entire cost of Capital works such as construction etc. on account of the Greater Bombay Leprosy Control Scheme activities.

Six Health Visitors, appointed by the Municipal Corporation of Greater Bombay including 1 for the Suburbs and 1 Medical Social Worker and 3 non-Medical Assistants, appointed by the Acworth Leprosy Hospital, 7 Health Visitors and medical staff appointed under the Greater Bombay Leprosy Control Scheme are doing the important work of detecting cases of the disease among the contacts of the patients. The Medical Assistants in charge of the Municipal dispensaries have also been specially trained for detection of early cases of leprosy.

The Leprosy Home at Trombay was also taken advantage of.

**Malaria:**—Inspections for detection of Mosquito breeding places were carried out and breeding detected was destroyed promptly by treating with larvicides. The Urban Vector *A. Stephensi* (Larvae) was detected on 71 occasions in Greater Bombay limits.

**Wells:**—46 open wells and 1 H.C.C. well were filled in and 17 open wells were rendered H.C.C. 950 H.C.C. wells were opened by the Hydraulic Engineer's Department during the water crisis in June-July 1966 and they were closed subsequently.

**Cisterns:**—The total number of cisterns in Greater Bombay was 1,25,404 (City 92,290 Suburbs 28,764 and Extended Suburbs 4350).

**Overhead Tanks:**—All the 267 overhead tanks on mills and other similar premises were maintained in mosquito proof condition.

**Mill Tanks:**—There were 80 mill tanks in Greater Bombay which were periodically inspected and necessary measures to prevent or destroy mosquito breeding in them adopted promptly. Some of these mill tanks were kept under insecticide treatment also.

**Precautions against yellow Fever:**—Campaign against *Aedes Aegypti* mosquito, the vector of yellow fever and dengue was continued throughout the year. Breeding of *A. Aegypti* was detected on 105 occasions and stegomyia index for the year was 0.003.

Statutory actions were taken against the owners of premises etc. to keep their compounds free from breeding of mosquitoes.

**Insecticide Services:**—Fly and other insect-pests likely to cause nuisance were reduced as a result of regular anti-fly and other disinfection measures adopted by the Insecticide Branch.

**Filariasis:**—An entomological survey to assess & delimit the transmission of filariasis by mosquitoes was continued during the year.

**Private treatments on payment of fees:**—This work was continued and insecticide squads operated in all the wards of Greater Bombay. A sum of Rs. 2,14,390 was received as fees for rendering these services.

**Insecticide Fogging Operations:**—Insecticide fogging operations were carried out throughout Greater Bombay with the help of three squads covering all the areas where insect infestation was high.

**National Malaria Eradication Programme:**—All the Three Units *viz.* (1) Western and Extended Suburbs, (2) Central Suburbs and Extended Suburbs and (3) City continued their working during the year. These areas under the scheme were covered by both Active and Passive Surveillance. Blood smears collected daily were examined at the surveillance Laboratory located at Municipal Maternity Home Building, Andheri, Bombay 58 and the results were conveyed to both active and passive agencies.

Blood smears examined by the Laboratory Technicians were also checked by the Unit Officers and Assistant Health Officer and 2.5% and 5% of total monthly collection were sent to Baroda and Thana for cross checking, to eliminate the possibility of missing any positive case.

On detection of a positive case, radical treatment was administered to the patient, and epidemiological investigation was carried out. Focal spray was also carried out by the Insecticide Branch. Three mass surveys were carried out at an interval of a month, in the locality reporting a positive case, to find out whether the positive case had transmitted the infection in the locality. Follow-up of each positive case was carried out by obtaining blood smears every month for 8 successive months to ascertain the results of radical treatment.

In an imported case, the respective unit of the state was alerted to take precautionary measures.

Nomadic tribes appearing in suburbs and extended suburbs were also screened and blood smears from each member of the group were collected for examination of malaria parasites and if a positive case was detected the patient was treated immediately. Certificates were also issued to them regarding their blood examination for the information of the other units of their visit.

The Surveillance Unit during the year was placed in "CONSOLIDATION" phase by the Government on the recommendation made by an Independent Appraisal Team. Watch was also kept on the professional blood donors to prevent them from becoming carriers of malaria parasites. The Surveillance staff was in constant touch with the medical practitioners to get information about the fever patients attending their dispensaries.

### (III) HYGIENE

The Maternity and Child Welfare services were rendered through the 15 Municipal Maternity Homes and two hospitals with Maternity Wards and 27 Maternity and Child Welfare Centres. The schedule strength of Maternity beds was 520, the number of deliveries conducted being 42,308. The average stay of mothers in the Maternity Home was 5 days.

Domiciliary care was rendered to impart health education and to carry out health propaganda among mothers. The mothers were also guided how to bring up their babies well and persuaded to take advantage of the services at the centres. The Medical officers in charge Maternity Homes also paid domiciliary visits to supervise and guide the Health Visitors in their work.

Institutional care included ante-natal, natal, post-natal, infant and pre-school age child care, follow up work, and health education by propaganda through posters, leaflets, group talks, demonstrations and film-shows, etc.

During the natal period, each mother was explained importance of family planning.

Milk was given free to the poor and needy expectant and nursing mothers three months before and three months after delivery at the Maternity Homes. Poor mothers who delivered at their homes were also given help in the shape of milk.

Arrangements for the post-mortem examination in cases of certain deaths occurring in municipal maternity homes were continued at the B. Y. L. Nair Hospital.

B.C.G. Vaccination was given to 37,774 new born babies at 15 Municipal Maternity Homes and two hospitals with Maternity beds after obtaining consent of their parents.

Well baby clinics and Child Health Centres at six Maternity Homes and Paediatric Centres at the Maternity Homes at Victoria Road, Bellasis Road and Naigaum. The Paediatric centres were conducted with a view to (i) Producing a service to the community in which efficient, effective and comprehensive paediatric care can be given outside the hospital by promoting good growth and development, providing immunisation facilities teaching family and community health as also nutrition; (ii) to reducing the load of hospital out patients departments by referring cases for different medical care and (iii) to providing a teaching field and educational experience in an urban centre, doctors nurses and allied workers.

Infants and children aged 6 months and above were immunised with triple vaccine at the Maternity Homes. Polio Vaccine was given to the infants and children upto the age of 6 years at the Maternity Homes.

**Family Welfare Planning.**—Advice on spacing of births was given by trained doctors to married men and women at the Family Welfare Planning Centres. Health Visitors paid domiciliary visits for follow-up and propaganda.

I. U. C. D. (Loops) were inserted to 7333 married women.

**School Health Work.**—(1) Medical Inspection of School children—The total number of pupils in Standards I to IV and V to VII in 848 schools and 120 classes in the Greater Bombay, was 5,14,455.

The Medical Inspection was conducted in 712 schools by the Assistant Medical Officers (Schools) and 1,10,084 children (57,976 boys and 52,108 girls) from I to III standards, as also those from Standards II and IV who had remained unexamined during the last year, were medically examined during the year under report.

As many as 92,023 children were found defective. The defects noticed were communicated to the guardians of the pupils. The total defects noticed amongst the children were 2,11,265. The guardians of 3773 children were interviewed by the Assistant Medical Officers (Schools) and were explained the necessity of their wards undergoing clinical and dispensary treatment.

The disease-wise percentage of defectives to the total number of defectives *i.e.* 92023 as compared with that of last year (1965) is shown below:—

Total defectives in 1965	... 1,07,979
Total defectives in 1966	... 92,023

Serial No.	Defect	Percentage 1965	Percentage 1966
1	General debility	65.30	62.86
2	Dental (mouth and teeth)	51.76	53.54
3	Enlarged glands	37.73	42.12
4	Throat	35.56	32.43
5	Nose	10.07	9.76
6	Eye (External)	6.91	9.29
7	Ear disease	5.52	4.61
8	Skin (contagious)	5.46	4.97
9	Other diseases	4.31	4.33
10	Eye (vision)	1.74	2.35
11	Deformity of bones and rickets	1.34	0.95
12	Lungs and Tuberculosis	1.08	0.64
13	Heart circulation	1.01	0.99
14	Spleen	0.07	0.04

(2) **Correction of defects.**—In all 44,824 children with major ailments were treated at the K.E.M. Hospital, the Nair Hospital and L.T.M.G. Hospital. 2,780 cases with minor ailments were treated in the Municipal dispensaries. 2,301 children were referred to the Honoraries of the out-patients Department of the K.E.M. Hospital for expert opinion. 530 cases of tonsillitis were treated at the Clinics. 675 children suffering from scabies, ringworm and boils were treated in the schools by the Assistant Medical officers (Schools). All the Municipal schools were supplied with emergency outfit. 804 new and 4,864 repeated cases with dental defects were treated at the Nair Hospital Dental College. 445 children were supplied with spectacles, free of charge. 117 children suffering from infectious skin diseases were disallowed from attending schools and their parents were advised the importance of regular treatment.

Screening of 160 suspected T. B. cases was done at the Municipal T. B. Clinics, out of whom 6 children who were suffering from tuberculosis were treated.

(3) **Follows up work.**—6,552 domiciliary visits and 817 visits were paid by the school Health Nurses to guide the guardians of ailing children as regards care and diet, etc., of their wards.

(4) **Health Education.**—658 and 1,815 health talks were given in schools by Assistant Medical Officers (Schools) and School Health Nurses respectively. With a view to inculcating health habits among school children 16 meetings of parents and teachers were organised in the schools premises when educational films were shown as well as informative talks were given.

Health Ministry was formed in selected upper primary schools. Health trophy was awarded to first 2 schools which were judged the best and first six schools were given certificates of merits. The first two children from each class who secured highest number of marks during Health parade were given prizes as an encouragement to their health habits.

(5) **Supply of toned milk to the ailing children.**—During the year 9,415 ailing children attending the school clinic at the K.E.M. Hospital and 4,088 children attending the dental clinic at the Nair Hospital Dental College were supplied with pasteurised toned milk, 200 ml. each and 200 ml. double toned milk to 3891 and 3387 children at the school clinics at the Nair Hospital and L.T.M.C. Hospital, Sion respectively.

(6) 1723 children were examined in 4 schools in Agripada Municipal School building by the Child Welfare Centre at Nair Hospital.

(7) **Immunization.**—Immunisation work as follows was carried out in the Municipal Schools :—

	No. of children
(a) B.C.C. Vaccination work Tuberculin test given	1,47,536
Found positive	55,291
B.C.G. Vaccinated	29,107
T.T. not read because of absentees	63,138
Vaccination against Small-pox	23,165

(8) **Emergency Care.**—First aid was rendered at the time of sports, mass drills and scout rallies *sharadotsav*, etc. organised by the Municipal education department.

3887 students studying in 17 Municipal Secondary Schools were examined.

Lectures were delivered by Medical Officer (Schools) on school health services for students of D.C.H. Course, Sanitary Inspectors course, and Post certificate Paediatric Nursing Course.

(9) **Mobile Health Unit.**—Dr. D. N. Pai, Professor of Preventive & Social Medicine, Seth G. S. Medical college continued to be Hon. Director Mobile Health Unit & Special Officer Family Planning. The following activities were carried out during the year.

(1) **Comprehensive health care to Municipal School Children.**—Mobile Health Unit assisted the medical inspection branch by conducting medical examination in 144 Municipal Schools and 33,926 children from 1 to 7 Stds. were medically screened.

(2) **Control of communicable diseases.**—A total number of 9,59,743 immunisation procedures against various communicable diseases were performed both in schools and field as follows :—

Immunising agent	IMMUNISATION		
	In field	In School	Total
P. T. A. P.	...	32,904	32,904
Triple Vaccine	...	10,017	10,017
T. A. B.	2,14,332	83,428	2,79,760
Cholera	2,18,562	83,428	3,01,990
Small-pox	2,32,179	84,893	3,17,072
<b>TOTAL</b>	6,65,073	2,94,670	9,59,743

(3) **Health Drives and Family Planning Exhibitions.**—9 Health Drives and Exhibition on Family Planning were organised, in Greater Bombay during the year in collaboration with other social organisations. 31,859, people attended the exhibitions and health drives of whom 18,964, individuals sought a total medical check up and 62,748 patient days of medicines were dispensed.

The Family Planning Fortnight, as per the directives from Government of Maharashtra, was observed in Greater Bombay between 5th December 1966 to 20th December 1966. During this period meetings and health camps were organised in 15 community areas. Lectures by eminent speakers on Family Planning and film

shows were arranged at these places. Besides, a special exhibition on Family Planning was arranged at Churchgate Railway Station during this fortnight. People were explained the importance and need for family planning by the medical personnel on duty at the exhibition. The literature on family planning was also distributed to the public. Response from public was considerably encouraging. 423 ladies and gentlemen were referred to various family welfare planning centres in Greater Bombay for sterilization or I.U.C.D. from Churchgate during this period.

(4) **Training of medical and paramedical personnel.**—334 interns from the City Medical Colleges were trained in Urban Health Practice.

(5) **Any other medical care emergency.**—4,175 N. C. C. cadets were medically examined for physical fitness and were given health advice.

#### (IV) MEDICAL RELIEF

**Municipal General Hospitals**—The public Health Department conducted four small general hospitals in the Suburbs and Extended Suburbs.

**Free Dispensaries**—The number of new cases treated at the 59 dispensaries and 11 mobile dispensaries was 17,07,527 as against 17,36,088 in 1965. The total attendance was 64,95,506 as against 69,99,320 in 1965 including visits by the dispensary medical officers to patients at their homes.

**Clinics for Women and Children**—were conducted by three part-time Lady Doctors at 6 Municipal dispensaries for two hours thrice a week. The number of new cases treated was 2264 (2001 women and 263 children) as against 2640 in 1965. The total attendance was 19074. These figures include visits by the Lady Doctors to patients at their homes. At the 27 Maternity and Child Welfare Clinics, 99,498 new cases (78127 women and 21,371 children) were treated. The total attendance was 3,58,870.

**The Eye Dispensary and Hospital**—at Kamathipura, were attended by Honorary Ophthalmic Surgeons, by turns. The out-patients departments remained open every day from 7 A. M., to 10-30 A. M. except on Sundays and Holidays. The hospital had an accommodation of 20 beds for males and 20 for females with an operation theatre and a full-time resident Nurse. The total number of new cases treated at this institution was 26,254 as against 26,352 in 1965. The total attendance was 92,826 as against 82,341 in 1965. The number of indoor patients amongst the new cases and amongst the total attendance were 1,079 and 11,296 respectively.

The Medico-Social Unit which was established in April 1957 at Kherwadi, Bandra, by appointing a Medico Social Worker, in order to carry out an integrated practice of medicine based on the family and community as-unit continued working. The Medical personnel specialising in different fields of medicines and working at the Kherwadi Family and Community Health Centre a Voluntary social organisation, rendered honorary services at our Unit.

**Ambulance Services**—Ambulances were stationed at the two Central places, *viz.* one at the Municipal Maternity Home at Andherion West and the other at the dispensary at Rajawadi, Ghatkopar on the east. The ambulances under the Fire Brigade also attended to medical, maternity and accidental cases. The ambulances and hearses under Asstt. Engineer (Transport) removed cases of infectious diseases and dead bodies respectively.

#### (V) HEALTH PROPAGANDA AND EDUCATION

The health propaganda and education was carried out through the Public Relations Department.

#### (VI) MUNICIPAL LABORATORY

The Laboratory received 32,340 samples as against 32,769 in the preceding year. Categorywise, they arrange themselves into the following groups:—

II—Clinical Examination—		
(1) Food—(i) Prevention of Food Adulteration Act	...	19,858
(i) Other than P. F. A. Act	...	1,395
(2) Water samples	...	1,113
(3) Samples from Licence Department	...	...
Chemicals:		
(4) General Stores	...	244
(5) Water Works Department	...	175
(6) Hospitals	...	465
(7) Miscellaneous	...	704
		13,954
II.—Bacteriological Examination—		
(1) Water—(i) From City and Suburbs	...	13,482
(ii) From Bombay Port Trust area	...	412
(2) Disinfectants	...	20
(3) Foods	...	4,372
		18,286
III.—Clinical Examination—		
(1) Urine	...	33
(2) Blood for general examination	...	16
(3) Stools	...	4
(4) Semen	...	47
		100

The water sampling programme continued as usual and samples were collected daily (except on Sundays) from all the wards, the sampling points in each ward being changed on successive days, in a fortnight.

42 milk samples were examined from the Government milk distribution centres. They included 14 of toned milk and 28 of whole milk.

The Municipal Analyst attended courts in the city on several occasions to give evidence in 53 cases under the Prevention of Food Adulteration Act and Bombay Municipal Corporation Act. The additional Public Analyst attended courts on 40 occasions to give evidence in the cases under the Prevention of Food Adulteration Act, 1954.

**Chemical.**—(1) Samples of food-stuffs examined chemically were 11,737. Out of these, 9,858 were examined under the prevention of Food Adulteration Act, 1954.

(2) Of the 1288 samples of water examined, 199 well-water samples and 354 water samples collected from other sources were found to be unfit for potable purposes.

(3) As many as 929 samples of different kinds such as soap, paints, varnishes, articles of stationery (i. e. various kinds of inks and gums), drugs, chemicals, etc. were received from different departments and from members of the public.

**Bacteriological.**—(1) of the 13,894 samples of water from the city and suburbs examined, 484 well-water samples and 995 water samples collected from other sources were found to be unfit for potable purposes. From the Bombay Port Trust area, 412 samples were collected and none was found to be unfit for potable purposes.

(2) 20 samples of disinfectants were examined to determine the Rideal Walker Co-efficient.

(3) Out of 2,624 samples of food-stuffs examined, 152 were found to be unfit for human consumption.

**Clinical.**—(1) Out of 33 samples of urine examined, 13 samples were received from private individuals and 20 from Municipal institutions.

(2) 16 samples of blood were examined.

(3) 57 samples of miscellaneous nature such as stools, semen, etc., were also examined.

#### (VII) KASTURBA HOSPITAL FOR INFECTIOUS DISEASES

Dr. R. S. Deshpande, M.B., B.S., D.P.H., Assistant Medical Officer, continued to be in full charge of the administrative work of the Medical Superintendent in addition to his own throughout the year.

The four Hon. Physicians continued to visit the hospital twice a week and they were helped by the four Assistant Physicians (Part-time).

The Laboratory was manned by Dr. S. M. Purandare from 5th March 1966 to 15th December 1966, Dr. D. U. Antani from 17th December 1966 onwards, Dr. R. K. Batliwala from 1st June 1966 and Dr. K. N. Vaidya, Part-time Pathologists.

Besides, the consulting Honorary staff of 13 Specialists was attached to the Hospital.

**Admissions.**—During the year 29,461 patients suffering from various acute Infectious and Communicable diseases except Tuberculosis and Leprosy were admitted in the Hospital as against 26,317 during the previous year. They included 360 of Small-pox, 414 of Enteric Fever and 2,081 of diphtheria.

The daily average number of patients was 665. The case fatality rate in the total admission was 2.9 per cent.

The Hospital had a total of 680 beds in 30 Wards.

**Smallpox.**—In a total of 360 cases admitted in the hospital, 141 died giving a case fatality rate of 39.2 per cent. Excluding 74 deaths which occurred within 48 hours of admission of cases in a moribund condition, the case fatality rate was 20.6 percent only. December was the month of heaviest admissions. Administration of broad-spectrum antibiotics and steroids did have the uniform effect in respect of clinical course of illness, but had encouraging results as far as the control of incidence of secondary complications was concerned.

**Diphtheria.**—The total number of cases admitted during the year was 2,081 excluding 3,366 found negative on laboratory investigations. Out of these, 2,081 cases, 114 proved fatal. The case fatality rate was 5.8 percent. Excluding the 75 moribund cases that died within 48 hours of admission, the case fatality rate was 1.9 per cent. The operation of tracheotomy was required to be performed at this hospital in 35 cases of Diphtheria with Laryngeal obstruction, 13 of whom succumbed to the disease. 8 cases were transferred to this Hospital from other Institutions after tracheotomy operation, out of whom 3 succumbed. Cases were admitted from all parts of the City, predominantly from Byculla, Parel, Lalbaug, and Girgaum localities.

Board-Spectrum antibiotic viz: Erythromycin along with steroids particularly Hydro-cortisons and Dexamethasone were administered in secondary laryngeal and 'Bull's neck' variety cases with severe toxæmia. These anti-biotics and Steroids helped to reduce the fatality rate of the disease which is mainly due to Myocarditis.

The highest incidence of the disease was in the age group of 2-5 years. The youngest patient admitted was a male child aged 1 month and the same expired and the oldest a male aged 54 years was discharged cured.

At the immunisation centre established at the Hospital premises for immunising contacts and visitors against infectious diseases, 6,097 persons were immunised against diphtheria, 8,549 against enteric fever, 8,549 against Cholera and 18,154 against smallpox.

**Enteric fever.**—Admissions during the year numbered 414 as against 493 during the previous year. All these cases were confirmed by Widal Test in rising titre and/or by isolation of organisms from Clot culture. August was the peak month for admissions. Meningeal symptoms developed in 5 cases and 4 had relapse. Signs of intestinal perforation were detected in 8 cases which were transferred to the General Hospital for further treatment.

5 cases proved fatal giving a case fatality rate of 1.2 per cent. Excluding 1 death which occurred among cases admitted in a moribund condition and within 48 hours of their admission, the case fatality rate was 0.9 per cent.

**Special treatment.**—(1) High caloric diet was given to all cases (except when it was contra-indicated due to abdominal complications such as distension, diarrhoea, haemorrhage, perforation etc.).

(2) Whole blood transfusion was given in all cases who had intestinal haemorrhage.

(3) Chloramphenicol was administered orally to all the cases. Injection Chloramphenicol along with steroid was also administered to cases who were in a very toxic and delirious condition and unable to take the drug orally.

Incidence of Enteric fever was highest in the age-group of 21 to 30 years. The youngest patient admitted was a male child of 3 years who was cured and the oldest a male of 60 years who expired.

**Cholera and Plague**—There was no incidence of Cholera and Plague during the year.

**C. S. Fever.**—Only one case of C. S. Fever was admitted to the Hospital. It was a male patient who was discharged cured.

**Anterior Poliomyelitis.**—401 cases of Poliomyelitis were admitted, 17 of Bulbar variety, 3 of Spino Bulbar variety and the rest of Spinal variety. 57 cases proved fatal, of whom 1 belonged to Spinal variety, 11 to Bulbar variety and 45 to Spino-bulbar variety. All these deaths were due to respiratory paralysis.

**Whooping Cough**—80 cases were treated for Whooping Cough, out of whom 2 died due to Broncho Pneumonia and/or Encephalitis as complications.

**Infectious Hepatitis.**—5746 cases of Infectious hepatitis were admitted. An O.P.D. was opened in August 1966 specially for the cases of this disease who did not require hospitalisation. Indoor cases requiring hospitalisation were admitted in the Wards and 7,136 cases were prescribed medicines by the Medical Assistants in charge of the O.P.D.

Out of 5,746 cases, 91 proved fatal, out of which 81 were due to hepatic coma, 26 were admitted in a moribund condition and died within 48 hours of admission.

**Other diseases.**—Of the 447 cases of Measles, 432 of Mumps and 1,057 of Chickenpox admitted, 35 of Measles and 9 of Chicken-pox proved fatal. Majority of the cases were from Children's Homes, Convents, etc. The deaths were generally due to the complications of Broncho-pneumonia and/or Encephalitis.

**Research Work.**—Fortnightly meetings with the Physicians, Part-time Physicians and Pathologist were held in the office of the Medical Superintendent to discuss the problems of medical relief work and research, thereof. During the year, the following three papers were read one of which was published in publication of Grant Medical College, J.J. Hospital Journal and the other two were read by Dr. S. A. Kamat and Dr. R. S. Deshpande at the Annual Conference held in November 1966.

(1) *Haemorrhagic Smallpox.*—Published in J. J. Hospital Journal.

(2) *Infectious Hepatitis.*—A clinical study of 200 cases by Dr. S. A. Kamat and Dr. R. S. Deshpande

(3) *Barbarine in Cholera:*

Clinical trials with barbarine Hydrochloride for the control of Diarrhoea in acute Gastro Enteritis by Dr. S. A. Kamat and Dr. R. S. Deshpande read at the 7th Annual Conference of India Society of Gastro Enteritis in Bombay held on 11th September 1966 at Bombay.

**Clinical Laboratory.**—The number of investigations carried out in the laboratory was 75,501 and blood transfusion done were 290.

**The Welfare Centre.**—The Welfare Centre for the labour staff carried out its activities satisfactorily. The works Committee was not held for want of agenda from the Labour Unions. 7 Peshi Committee meetings were held during the year.

**Teaching.**—Instructions in Infectious Diseases were given to 549 M.B., B.S., D.A.S.F., Homeopath and 64 post-graduate students preparing for the examination of D.C.H. (Diploma in Child Health) and Diploma in Public Health.

Student Nurses, Nurses, Health Visitors etc., from different institutions in Bombay also received instruction in nursing management of Infectious Diseases and Infectious Diseases Hospital.

334 Interns were given training in Infectious Diseases.

Members of the medical staff took advantage of the medical Library and the recreation facilities provided at the Hospital.

**Blood Transfusion.**—Instead of supplying donors, sealed bottles containing blood of different groups were supplied by the Bombay City Red Cross Blood Transfusion service which were stored in the Laboratory at this Hospital so that blood was available for transfusion at any time.

**Nurses Welfare Fund.**—The total amount received during the year was Rs. 93,00 as subscription from the members of the nursing staff, the balance at the end of the year being Rs. 2,200.67.

**Expenditure.**—The total expenditure during the year was Rs. 33,25,538.00 as against Rs. 29,47,461.00 during the previous year.

#### VIII.—VACCINATION

Cyclic increase was noticed in the incidence of smallpox during December though the peak was not as high as during the previous cycle. Vaccination drive was intensified throughout Greater Bombay and additional staff of 100 vaccinators was appointed for this purpose.

An additional staff of 148 vaccinators-cum-enumerators was appointed under the National Small-pox Eradication Programme, and 75 per cent. of the cost on account of this is to be borne by the Government.

A total of 16,53,796 persons were vaccinated of whom 1,75,195 were primary vaccinations and 14,78,601 were re-vaccinations. Of the children primary-vaccinated, 1,46,976 were born in Greater Bombay.

The total births registered during the year were 1,47,986 of whom 1,46,796 children born in Greater Bombay were vaccinated.

Out of 84 permanent public vaccination stations, 7 functioned daily, 8 functioned twice a week and the remaining stations worked 2½ hours once a week by rotation. On an average, 19 stations worked every day.

The results of vaccination done were verified by inspecting the children brought to the vaccination stations on the 8th day of the vaccination operation.

No certificate of postponement of vaccination was issued by medical practitioners, on the ground of ill-health.

No case of complication due to vaccination was reported except 10 cases of Tetanus reported after vaccination which were found on investigations to be due to the negligence of instructions given to the parents. They applied foreign material in spite of instructions given to them.

During the year, 601 medical students and 148 students attending Sanitary Inspectors' course conducted by the Local Self Government Institute and Public Health Inspector's Class were imparted the theoretical instructions and practical training in vaccination.

5,106 pilgrims proceeding to Haj during the year were vaccinated and they were issued certificates in the International Health Certificate forms.



**TABLE I**  
**METEOROLOGICAL DATA (Government Observatory, Colaba) LATITUDE 18°-53'-36" NORTH LONGITUDE 72°-48'-56" EAST.**

Months	WIND			TEMPERATURE (°C)						Mean Barometric Pressure (in Millibars)		Mean Relative Humidity (in percent)		RAIN FALL						
	Mean direction		Mean speed in Km per hour at 8230 hours I.S.T.	Mean maximum temperature	Departure from normal	Highest in the month	Mean Minimum temperature	Departure from normal	Lowest in month	At 0830 hours I.S.T.	At 1730 hours I.S.T.	At 0830 hours I.S.T.	At 1730 hours I.S.T.	Total rain fall for the month (mms.)	Departure from normal (mms.)	Highest fall in one day		Minimum fall in one day*		No. of rainy days
	At 0830 hours I.S.T.	At 1730 hours I.S.T.														Mms.	Date	Mms.	Date	
(1)	(2)	(3)	(4)	(5)	(6)	(7)	(8)	(9)	(10)	(11)	(12)	(13)	(14)	(15)	(16)	(17)	(18)	(19)	(20)	(21)
1966																				
January	... N 73 E	N 49 W	5.7	30.3	+1.9	33.2	20.1	+0.8	17.3	1014.8	1011.7	74	59	...	-3.6	...	...	...	...	...
February	... N 56 E	N 51 W	7.4	31.0	+2.6	36.1	21.5	+1.8	19.3	1013.2	1010.0	71	59	...	-2.0	...	...	...	...	...
March	... N 40 E	N 51 W	7.0	31.0	+0.9	36.9	22.6	+0.4	19.0	1011.3	1008.1	70	61	...	-1.3	...	...	...	...	...
April	... N 21 W	N 48 W	5.9	31.3	-0.4	32.2	24.3	-0.2	22.4	1010.1	1006.9	73	62	...	-0.8	...	...	...	...	...
May	... S 48 W	S 88 W	5.6	33.1	+0.3	34.1	26	+0.3	24.8	1009.2	1066.6	68	65	1.9	-14.6	1.9	3	...	...	1
June	... S 60 W	S 72 W	12.8	32.0	+0.6	33.8	26.4	+0.5	23.8	1005.9	1003.9	82	75	342.0	-142.1	79.7	15	0.2	23	22
July	... S 85 W	S 86 W	14.1	30.0	+0.3	32.5	25.6	+0.8	23.4@	1003.8	1002.0	86	83	883.9	+267.4	156.5	19	0.8	10	26
August	... S 79 W	W	11.7	30.0	+0.6	31.5	25.1	+0.6	23.5	1006.5	1004.8	87	80	130.9	-198.0	20.9	15	0.2	22	27
September	... S 66 W	N 68 W	9.2	31.1	+1.4	34.9	25.1	+0.8	22.7	1009.1	1006.3	84	75	183.5	-102.5	59.7	4	0.3	29	16
October	... E	N 51 W	6.9	33.9	+2.3	37.2	25.8	+1.6	23.3	1011.3	1007.9	77	66	18.4	-46.1	17.5	6	0.9	18	2
November	... N 77 E	N 51 W	7.1	33.1	+1.2	36.9	24.4	+1.9	20.7	1011.2	1008.2	73	61	t	-17.5	...	...	...	...	...
December	... N 61 E	N 39 W	8.1	31.0	+0.7	35.2	21.4	+1.0	18.0	1012.6	1009.8	74	60	0.1	-2.2	0.1	9	...	...	...

\* Days with less than 0.1 mm. rainfall on rain-fall not taken into account.  
 @ Lowest Minimum Temperature may be read as 23.4°C instead of 23.7°C  
 £ Revised normals of rainfall have been used.  
 t Denotes rainfall less than 0.1 m.m.

LATITUDE: 188-53'-36"

TABLE 2

NORTH LONGITUDE 72'-48'-56" EAST

METEOROLOGICAL DATA GOVERNMENT OBSERVATORY SANTACRUZ

Months.	WIND.		TEMPERATURE (°C)							MEAN BAROMETRIC PRESSURE (IN MILLIBARS) STATION LEVEL CORRECTED TO 285° ABSOLUTE		MEAN RELATIVE HUMIDITY (in %)		RAINFALL.						
	Mean Direction.		Mean Speed in Kms per hour at 0830 hrs. I.S.T.	Mean maximum temperature.	Departure from normal.	Highest in the month.	minimum temperature (Meanl.)	Departure from normal.	Lowest in month.	At 0830 hrs. I.S.T.	At 1730 hrs. I.S.T.	At 0830 hrs. I.S.T.	At 1730 hrs. I.S.T.	Total rainfall for the month (in Millimeters)	Departure from normal. (mm.)	Highest fall in one day.		Minimum fall in one day.		Number of rainy days. (2.5 mms, or more)
	At 0830 hrs. I.S.T.	At 1730 hrs. I.S.T.														Mm.	Date.	Mm.	Date.	
1966.																				
January	S 87 E	N 44 W	4.0	31.7	+1.1	34.5	17.4	+1.1	12.7	1013.1	1010.1	62	49	0.0	-2.5	...	...	.0	...	0
February	E	N 42 W	3.4	33.4	+1.8	39.6	18.7	+1.8	15.6	1011.6	1008.3	56	46	0.0	-0.3	...	—	.0	...	0
March	N 84 E	N 35 W	8.7	32.9	+0.1	38.5	20.3	+0.1	15.7	1009.7	1006.4	63	50	0.0	-0.3	...	...	.0	...	0
April	N 06 E	N 45 W	3.7	32.3	-1.0	35.3	22.6	-1.2	19.1	1008.5	1005.1	67	54	0.0	-2.5	...	...	.0	...	0
May	S 50 W	S 63 W	10.9	33.4	+0.2	36.0	26.0	-0.2	23.2	1007.6	1004.8	65	63	0.0	-17.8	...	...	.0	...	0
June	S 72 W	S 73 W	15.2	31.9	+0.2	34.0	26.0	+0.1	22.2	1004.3	1002.1	82	74	192.7	-318.4	32.7	8th	Trace	On 2	15
July	S 84 W	S 86 W	14.6	30.3	+0.7	32.9	25.2	+0.4	22.2	1002.1	1000.2	86	81	944.0	+343.3	291.3	19th	Trace	On 6 & 8	22
August	S 81 W	S 80 W	12.1	29.9	+0.8	30.9	24.8	+0.4	23.0	1004.8	1003.1	86	78	122.6	-228.4	19.7	19th	Trace	On 25	17
September	S 56 E	N 65 W	6.5	31.1	+0.2	35.3	24.1	+0.2	22.8	1007.5	1004.6	84	73	354.5	+13.6	118.8	4th	Trace	On 12	13
October	N 31 E	N 45 W	3.4	34.9	+2.5	37.0	23.8	+1.1	20.2	1009.8	1006.3	71	60	11.4	-83.9	11.2	18th	0.2	On 11	1
November	N 79 E	N 34 W	4.5	33.9	+0.8	36.7	22.2	+1.4	16.5	1009.7	1006.5	63	53	5.5	-28.8	5.4	13th	Trace	On 27	1
December	N 88 E	N 35 W	4.0	32.0	-0.1	35.6	23.5	+5.8	14.4	1011.1	1008.2	61	51	0.0	-3.1	...	...	.0	...	0

Note:—(1) 't' denotes rainfall less 0.1 m.m. (2) Rainy day:—A day on which 0.3 m.m. or more of rain is recorded.

TABLE 3  
VITAL STATISTICS (1900 to 1966)

	Year	Births	Rate	Deaths	Rate	Infant Mortality.	Rate	Maternal Mortality.	Rate
Old city limits	1900	12,688	15.4	79,350	96.6	13,492	533.5	237	16.1
	1910	19,939	20.4	34,933	35.7	8,253	413.9	394	18.3
	1920	19,731	20.1	45,839	46.8	10,896	552.2	427	21.6
	1930	25,329	19.5	27,552	21.2	7,506	296.3	189	6.9
	1940	38,833	33.4	29,100	25.0	7,823	201.4	166	4.0
	1950	60,597	26.0	34,285	14.7	9,191	151.6	109	1.7
Greater Bombay	1959	1,10,273	24.3	37,006	8.2	10,188	92.4	135	1.2
	1960	1,07,383	23.7	40,484	8.9	10,221	95.2	155	1.4
	1961	1,16,337	25.6	43,117	9.5	11,160	95.1	221	1.9
	1962	1,21,305	26.7	39,551	8.7	10,195	83.2	233	1.9
	1963	1,31,831	29.1	40,650	8.9	10,677	80.9	147	1.1
	1964	1,32,592	29.2	45,161	9.9	11,355	85.6	133	1.0
	1965	1,42,781	30.7	54,223	11.7	13,739	96.2	163	1.1
	1966	1,47,986	30.9	50,492	10.6	12,660	85.5	159	1.1

TABLE 4  
BIRTHS BY MONTHS 1965 and 1966.

Year	MONTHS.												Total.
	Jan.	Feb.	Mar.	April.	May.	June.	July.	Aug.	Sept.	Oct.	Nov.	Dec.	
1965 ...	9,203	9,858	10,720	9,779	10,297	10,419	11,258	11,521	13,879	13,325	16,133	16,389	1,42,781
1966 ...	10,135	10,836	10,224	9,776	9,527	10,950	10,903	11,954	14,022	15,762	15,134	18,763	1,47,986

TABLE 5  
PERCENTAGE TO THE TOTAL MORTALITY BY THE AGE PERIODS IN 1964, 1965 AND 1966.

Age period.	1964		1965		1966			Percentage to total mortality.
	Deaths	Percentage to total mortality.	Deaths	Percentage to total mortality.	Males.	Females.	Persons.	
Under one year ...	11,355	25.2	13,739	25.3	6,798	5,862	12,660	25.1
1 to 4 years ...	5,473	12.1	8,025	14.8	2,830	3,164	5,994	11.9
5 to 14 years ...	1,913	4.2	2,694	4.9	1,088	1,016	2,104	4.2
15 to 24 years ...	2,421	5.4	3,195	5.7	1,496	1,149	2,645	5.2
25 to 44 years ...	6,542	14.5	7,580	13.9	4,716	2,822	7,538	14.9
45 to 64 years ...	8,314	18.4	8,907	16.4	6,616	2,521	9,137	18.1
65 to 74 years ...	4,085	9.0	4,502	8.8	2,982	1,739	4,721	9.3
75 and over	5,054	11.2	5,575	10.2	2,578	3,112	5,690	11.3
Age unspecified	4	...	6	...	1	2	3	...
Total	45,161	100.00	54,223	100.00	29,105	21,387	50,492	100.00

Table No. 6

Statement showing the No. of live Births in each age group of Mother and in each order of live births in the Municipal area in 1966

Age of Mother	1			2			3			4			5			6			7			8			9			10			11			12			Higher Order Birth			Information not available			Total															
	Male	Female	Total	Male	Female	Total	Male	Female	Total	Male	Female	Total	Male	Female	Total	Male	Female	Total	Male	Female	Total	Male	Female	Total	Male	Female	Total	Male	Female	Total	Male	Female	Total	Male	Female	Total	Male	Female	Total	Male	Female	Total																
Below 15	8	11	19	...	...	...	...	...	...	...	...	...	...	...	...	...	...	...	...	...	...	...	...	...	...	...	...	...	...	...	...	...	...	...	...	...	...	...	...	...	...	...	...	8	11	16												
15-19	2,387	2,347	4,734	957	710	1,667	113	68	181	6	9	15	1	3	4	...	...	...	...	...	...	...	...	...	...	...	...	...	...	...	...	...	...	...	...	...	...	...	...	...	...	31	27	58	3,495	3,164	6,659											
20-24	8,176	7,381	15,557	5,352	4,822	10,174	2,377	2,367	4,744	855	810	1,665	277	238	515	90	102	192	9	10	19	...	2	2	1	...	1	...	1	...	...	...	...	...	...	...	...	...	...	...	...	...	...	114	119	233	17,251	15,852	33,103									
25-29	5,216	4,496	9,712	4,799	4,381	9,180	5,104	4,508	9,612	3,230	3,548	6,778	2,859	2,507	5,366	1,099	1,164	2,263	293	169	462	64	55	119	35	51	86	3	8	11	1	2	3	...	1	1	...	...	...	...	...	...	...	...	...	171	113	284	22,874	21,003	43,877							
30-34	2,329	2,018	4,347	2,123	2,345	4,468	4,232	4,220	8,452	3,582	3,447	7,029	3,214	3,151	6,365	2,345	1,955	4,300	1,122	1,096	2,218	448	304	752	160	134	294	59	69	128	24	14	38	6	2	8	(13th)	...	...	...	...	...	...	...	...	1	114	87	201	19,759	18,842	38,601						
35-39	703	689	1,392	892	868	1,760	1,714	1,712	3,426	1,577	1,601	3,178	1,889	1,577	3,466	1,479	1,438	2,917	1,187	852	2,039	553	326	879	391	335	726	186	112	298	98	73	171	29	32	61	(13th)	...	...	...	...	...	...	...	...	6	47	61	108	10,748	9,679	20,427						
40-44	57	61	118	48	79	127	252	133	385	463	390	853	383	475	858	347	241	588	198	157	355	101	64	165	214	121	335	102	95	197	65	82	147	19	18	37	(13th)	...	...	...	...	...	...	...	...	...	...	...	...	12	21	16	37	2,276	1,938	4,214		
45 and over	3	6	9	10	7	17	25	24	49	33	19	52	23	26	49	14	7	21	12	18	30	6	10	16	10	11	21	22	9	31	24	23	47	6	17	23	(13th)	...	...	...	...	...	...	...	...	...	...	...	...	...	3	12	9	21	203	186	389	
Information not available	49	48	97	38	45	83	56	31	87	42	22	64	11	21	32	20	12	32	25	17	42	16	16	32	4	5	9	27	11	38	1	2	3	5	8	13	(13th)	...	...	...	...	...	...	...	...	...	...	...	...	...	...	1	73	91	164	368	329	697
Total	18,928	17,057	35,985	14,219	13,257	27,476	13,873	13,063	26,936	9,788	9,846	19,634	8,657	7,998	16,655	5,394	4,919	10,313	2,846	2,319	5,165	1,188	777	1,965	815	657	1,472	399	305	704	213	196	409	65	78	143	14	9	23	583	523	1,106	76,982	71,004	1,47,986													

\* Specify the birth order in each case.

**TABLE 7**  
*Deaths by Ages and Months*

Age period Months.	Under one day	1 day.	2 days.	3 days.	4 days.	5 days.	6 days.	7-13 days.	14-20 days.	21-27 days.	28 days to 2 months.	2 months.	3 months.	4 months.	5 months.	6 months.	7 months.	8 months.	9 months.	10 months.	11 months.	TOTAL
January ...	110	42	40	57	32	27	22	93	72	25	115	78	36	29	15	25	23	29	23	11	17	921
February ...	97	39	56	40	19	21	17	76	61	27	86	75	65	32	22	34	19	22	27	24	22	881
March ...	114	47	31	42	18	18	18	81	61	24	88	50	57	29	39	43	25	16	21	27	14	863
April ...	103	38	33	30	27	22	18	75	36	17	70	50	51	33	30	46	29	34	31	36	14	823
May ...	152	48	33	43	21	21	16	72	38	19	83	49	42	43	53	59	34	35	29	33	20	943
June ...	145	51	29	23	26	22	19	68	37	20	73	39	34	38	33	68	37	50	31	36	21	900
July ...	186	71	51	47	35	34	25	130	57	23	77	65	61	53	47	78	55	75	63	56	27	1,316
August ...	192	75	58	60	44	38	36	133	78	29	76	54	35	44	35	50	39	51	41	39	29	1,236
September.	204	79	73	72	48	46	48	17	92	41	102	62	38	45	29	39	34	36	35	36	33	1,363
October ...	177	75	46	53	40	30	29	145	81	38	117	55	43	40	36	44	23	27	25	33	29	1,186
November	165	67	46	59	35	37	19	117	83	38	100	54	36	25	19	34	24	25	21	20	26	1,050
December.	141	65	56	74	34	36	29	112	91	43	111	70	56	37	39	44	27	36	20	26	31	1,178
Total ...	1,786	697	552	600	379	352	296	1,273	787	344	1,098	701	554	448	397	564	369	436	367	377	283	12,660

Table No. 8  
Deaths by ages and Months.

Age period Months.	Under 1 year	1-4 years	5-14 years.	15-24 years.	25-44 years.	45-64 years.	65-74 years.	75 years and over	Ages unspecified	Total All ages.	Average of five years (1961-65)
January	921	487	164	179	573	723	404	504	...	3955	3724
February	881	484	185	174	559	750	399	483	...	3915	3781
March	863	509	179	206	565	793	408	449	1	3973	4013
April	823	511	185	214	585	721	384	443	1	3867	3839
May	943	508	162	229	624	757	368	423	...	4014	3641
June	900	447	139	218	579	674	333	399	...	3689	3515
July	1316	626	209	237	623	752	388	453	...	4604	3868
August	1236	624	194	264	645	779	430	501	1	4674	3767
September	1363	519	188	263	763	871	440	554	...	4961	3754
October	1186	450	186	232	691	795	388	485	...	4413	3585
November	1050	372	152	195	638	711	397	448	...	3963	3387
December	1178	457	161	234	693	811	382	548	...	4464	3666
Total	12660	5994	2104	2645	7538	9137	4721	5690	3	50492	44549

TABLE 9  
DEATHS AND DEATH RATES FROM EPIDEMIC AND PRINCIPAL CAUSES

Causes of Death	Average of years (1961-65)		1965		1966	
	Deaths	Death-rate	Deaths	Death-rate	Deaths	Death-rate
<i>Principal Epidemic Diseases</i>						
Small-pox	653	0.1	1,323	0.3	141	0.0
Measles	254	0.0	530	0.1	163	0.0
Plague	...	...	...	...	...	...
Enteric Fever	64	0.0	42	0.0	74	0.0
Malarial Fever	...	...	...	...	...	...
Influenza	20	0.0	14	0.0	5	0.0
Cholera	...	...	...	...	...	...
Dysentery	296	0.1	374	0.1	287	0.1
Diphtheria	124	0.0	102	0.0	124	0.0
<i>Other Principal Diseases</i>						
Tuberculosis	3,580	0.8	4,209	0.9	4,726	0.9
Meningococcal Infection	1	0.0	1	0.0	1	0.0
Diseases of the Nervous System	928	0.2	1,321	0.3	1,376	0.3
Diseases of the Respiratory System	8,001	1.8	10,601	2.3	7,921	1.7
Diarrhoea and Enteritis	2,595	0.6	3,550	0.8	3,562	0.7
Puerperal State	179	0.0	163	0.0	159	0.0
Congenital Debility and Diseases of early Infancy.	5,545	1.2	5,977	1.3	6,752	1.4
Senility without mention of Psychosis	3,424	0.7	3,398	0.7	2,988	0.6
Violence	2,913	0.6	3,278	0.7	3,404	0.7
Other Causes	15,963	3.6	19,390	4.2	18,809	3.9
Total	44,540	10.1	54,223	11.7	50,492	10.6

TABLE—10  
DEATHS BY MONTHS—1965-1966

Period.	MONTHS.												Total.
	Jan.	Feb.	March.	April.	May.	June.	July.	August.	Sept.	Oct.	Nov.	Dec.	
1965	4,014	4,523	5,442	4,955	4,248	4,381	4,844	4,628	4,681	4,169	4,132	4,203	54,233
1964	3,955	3,915	3,973	3,867	4,014	3,689	4,604	4,674	4,961	4,413	3,963	4,464	50,492



TABLE No. 12.

## DEATHS AMONG INFANTS FROM PRINCIPAL CAUSES BY AGE PERIODS.

Age period	Small-pox	Measles	Malarial Fever	Diarrhoea and Enteritis	Dysentery	Congenital Malformation and Diseases of early infancy	Diseases of Respiratory system	Convulsions	Polio-myelitis	Other causes	All causes	Percentage to the total of infant deaths
Upto 7 days	...	2	...	65	3	3,343	358	20	...	871	4,662	36.8
1 to 4 Weeks	6	1	...	304	...	1,138	487	3	...	465	2,404	18.9
Total under 4 weeks	6	3	...	369	3	4,481	845	23	...	1,336	7,066	55.8
4 weeks to 6 months	16	12	...	733	14	611	1,291	3	5	513	3,198	25.3
6 to 12 months	9	24	...	554	14	225	1,020	4	18	528	2,396	18.9
TOTAL	31	29	...	1,656	31	5,317	3,156	30	23	2,377	12,660	100.0

TABLE No. 13.

## INFANT MORTALITY FROM PRINCIPAL CAUSES (1961-1966).

Causes of death	1961	1962	1963	1964	1965	Annual Average 1961 to 1965 (A)	1966 (B)	Difference between (A) and (B)
Poliomyelitis	5	8	7	16	6	8	23	+ 15
Small-pox	259	9	21	40	229	111	31	-80
Measles	51	29	21	63	196	72	39	- 33
Malarial Fever	...	...	...	...	...	...	...	...
Diarrhoea and Enteritis.	1,097	1,037	1,125	1,172	1,636	1,213	1,656	+ 443
Dysentery	40	36	39	34	40	37	31	- 6
Congenital malformation and diseases of early infancy	4,893	5,335	5,608	6,020	5,877	5,546	5,317	- 229
Diseases of Respiratory System	3,543	2,321	2,140	2,424	4,151	2,915	3,156	+ 241
Convulsions	83	51	35	39	27	47	30	- 17
All causes	11,150	10,195	10,677	11,355	13,739	11,423	12,660	+ 1,237

TABLE 14.

## NEONATAL DEATH RATES (1961-1966)

Years	Births	Neonatal Deaths	Rate
1961	1,16,337	5,087	43.7
1962	1,21,305	5,167	42.6
1963	1,31,831	5,788	43.9
1964	1,32,592	6,050	45.6
1965	1,42,781	6,740	47.2
1966	1,47,986	7,066	47.7

TABLE 15

## INFANT DEATHS AND OTHER DEATHS—1966

Age period	MONTHS												Total
	Jan.	Feb.	March.	April.	May.	June.	July.	Aug.	Sept.	Oct.	Nov.	Dec.	
Under one year...	921	881	863	823	943	900	1,316	1,236	1,363	1,186	1,050	1,178	12,660
One year and upwards	3,034	3,034	3,110	3,044	3,071	2,789	3,288	3,438	3,598	3,227	2,913	3,286	37,832



TABLE No. 16  
CASES OF NOTIFIABLE DISEASES REPORTED IN 1966

Wards	Cholera	Small-pox	Plague	Enteric Fever	Diphtheria	Typhus	Puerperal Fever	Tuberculosis	Leprosy	Relapsing Fever	Influenza	Spinal Fever	Acute interior Polio-myelitis	Virus encephalitis	Scarlet Fever	Infective Hepatitis	Total
A	...	1	...	9	73	...	...	194	...	...	...	...	8	...	...	128	413
B	...	8	...	36	111	...	...	187	...	...	...	...	7	...	...	194	543
C	...	6	...	41	165	...	...	106	...	...	...	1	9	...	...	227	555
D	...	5	...	29	143	...	...	226	...	...	1	...	14	...	...	199	617
E	...	54	...	82	398	...	...	736	...	...	1	...	92	...	...	1,037	2,400
F	...	26	...	92	264	...	...	446	24	...	1	...	55	...	...	1,074	1,982
G	...	36	...	89	297	...	...	449	1	...	1	...	70	...	...	1,108	2,051
H	...	27	...	32	156	...	...	110	...	...	...	...	47	...	...	303	675
K	...	101	...	31	134	...	...	188	...	...	...	...	38	...	...	256	748
L	...	11	...	15	80	...	...	93	...	...	...	...	14	...	...	379	592
M	...	6	...	14	52	...	...	75	...	...	...	1	16	...	...	361	525
N	...	56	...	26	77	...	...	59	1	...	...	...	29	...	...	489	737
P	...	11	...	17	69	...	...	109	...	...	...	...	31	...	...	65	302
R	...	11	...	3	58	...	...	156	...	...	1	...	11	...	...	20	260
T	...	1	...	3	10	...	...	73	...	...	...	...	...	...	...	40	127
Total	...	360	...	519	2,087	...	...	3,207	26	...	5	2	441	...	...	5,880	12,527

TABLE 17  
REPORTED DIPHTHERIA CASES BY MONTHS IN 1966

Disease	MONTHS												Total
	Jan.	Feb.	Mar.	Apr.	May.	June	July.	Aug.	Sept.	Oct.	Nov.	Dec.	
Diphtheria	169	189	172	131	105	140	173	176	215	236	137	244	2,087

TABLE 18  
REPORTED CASES OF ENTERIC FEVER BY MONTHS IN 1966

Diseases	MONTHS												Total
	Jan.	Feb.	Mar.	April.	May.	June.	July.	Aug.	Sept.	Oct.	Nov.	Dec.	
Enteric Fever	12	10	7	12	9	6	74	68	98	118	49	56	519

TABLE 19

## TUBERCULOSIS—DEATH-RATE

Period	Annual Death-rate		
	Pulmonary	Other forms	All forms
1961-1965 (Average).	0.6	0.2	0.8
1961	0.5	0.2	0.7
1962	0.6	0.2	0.8
1963	0.6	0.2	0.8
1964	0.7	0.2	0.9
1965	0.7	0.2	0.9
1966	0.8	0.2	0.9

TABLE 20

## TUBERCULOSIS DEATHS BY SEX

Year	Deaths from pulmonary T.B.	Deaths from T.B. (other forms)	Total no. of deaths	Males	Females	Death Rate
1965	3371	838	4209	2750	1459	0.9
1966	3952	774	4726	3148	1578	0.9

TABLE 21

## WARD WISE MALARIA POSITIVE CASES WITH THEIR SPECIES AND CLASSIFICATION

Ward	No. of positive cases	Malaria Parasities				Epidemiological classification					
		v	f	m	mixed	Induced	Imported	Relapsed	Indi-geneous	Un-traced	
A	22	22	...	...	...	...	3	...	18	1	
B	6	6	...	...	...	...	1	...	3	2	
C	...	...	...	...	...	...	...	...	...	...	
D	1	...	1	...	...	...	1	...	...	...	
E	59	57	1	...	1	...	7	...	49	3	
F	6	6	...	...	...	...	2	...	1	3	
G	15	13	1	...	1	...	9	...	5	1	
H	9	6	3	...	...	...	6	...	3	...	
K	8	8	...	...	...	...	4	...	3	1	
L	3	3	...	...	...	...	1	...	1	1	
M	7	4	3	...	...	...	1	...	2	4	
N	13	8	3	...	2	...	4	2	5	2	
P	8	8	...	...	...	...	5	...	2	1	
R	9	4	5	...	...	...	1	...	7	1	
T	35	14	20	...	1	...	15	...	18	2	
Total	...	201	159	37	...	5	...	60	2	117	22

Abbreviations used:—V—Vivas. F—Falciparum. M—Malaria.

**TABLE No.--22.**  
**MUNICIPAL CORPORATION OF GREATER BOMBAY**  
**NATIONAL MALARIA ERADICATION PROGRAMME**

*Annual report for 1966 of Surveillance under national Malaria Eradication Programme*

Agency.	Area.	fever cases detected.	No. of persons given treatment.	Number of blood smears.			Species of parasite.				No. of persons given radical treatment.		Epidemiological classification.					REMARKS.	
				Collected	Examined.	Found Positive	V.	F.	M.	Mixed.	Complete	Partial.	Indced.	Imported.	Relapse.	Indigenous	Not classified.		
1	2	3	4	5	6	7	8	9	10	11	12	13	14	15	16	17	18	19	
Passive.	City	...	80,263	77,753	80,263	80,263	55	52	2	...	1	44	...	...	20	...	24	11	Untraced.
	Suburbs	...	29,241	28,444	29,241	29,241	15	13	2	...	...	12	...	...	9	...	3	3	Untraced.
	Extended Suburbs	...	26,715	24,499	26,715	26,715	28	16	10	...	2	23	...	...	10	1	12	5	Untraced.
	Total	...	1,36,219	1,30,696	1,36,219	1,36,219	98	81	14	...	3	79	...	...	39	1	39	19	
Active.	City	...	2,559	2,057	2,705	2,709	7	7	...	...	7	...	...	1	...	6	...		
	Suburbs	...	55,244	54,396	53,693	53,693	14	10	0	...	...	13	...	...	7	...	6	1	Untraced.
	Extended Suburbs	...	36,701	34,418	33,638	33,638	18	11	6	...	1	17	...	...	5	1	11	1	Do.
	Total	...	94,504	90,871	90,040	90,040	39	28	10	...	1	37	...	...	13	1	23	2	
Mass.	City	...	47	47	59,316	59,316	47	46	1	...	...	47	...	...	1	...	46	...	
	Suburbs	...	1	1	22,800	22,800	1	1	...	...	...	1	...	...	1	...	...	...	
	Extended Suburbs	...	16	16	25,488	25,488	16	14	12	...	...	15	...	...	5	...	10	1	
	Total	...	64	64	1,07,604	1,07,604	64	51	13	...	...	63	...	...	7	...	56	1	

TABLE 23

New cases and total attendance at all the Municipal General Dispensaries and the Mobile Dispensary Unit in the City during 1966.

Description of Disease.					
<b>I.—Alimentary System :</b>					
(a) Diarrhoea:	---	...	...	...	1,78,598
(b) Dysentery:	---	...	...	...	78,179
(c) Dyspepsia:	---	...	...	...	78,579
(d) Helminthiasis	---	...	...	...	35,712
(e) Liver-Jaundice	---	...	...	...	10,630
<b>II.—Circulation System :</b>					
(a) Heart	---	...	...	...	1,579
(b) Blood Vessels	---	...	...	...	620
(c) Blood Pressure.	---	...	...	...	10,439
<b>III.—Exanthemata :</b>					
(a) Chickenpox:	---	...	...	...	782
(b) Measles	---	...	...	...	3,080
(c) Smallpox	---	...	...	...	...
<b>IV.—Fever :</b>					
(a) Fevers not defined.	---	...	...	...	1,81,514
(b) Malaria.	---	...	...	...	...
<b>V.—Injuries and Accidents :</b>					
	---	...	...	...	41,306
<b>VI.—Nutrition :</b>					
(a) Avitaminosis.	---	...	...	...	44,266
<b>VII.—Nervous System :</b>					
(a) Neuritis	---	...	...	...	12,975
(b) Sciatica	---	...	...	...	6,531
(c) Tremors	---	...	...	...	1,055
<b>VIII.—Respiratory System :</b>					
(a) Bronchitis	---	...	...	...	87,663
(b) Bronchopneumonia	---	...	...	...	11,205
(c) Common Cold	---	...	...	...	1,52,111
(d) Influenza (Non-epdemic)	---	...	...	...	27,952
(e) Laryngitis	---	...	...	...	8,135
(f) Pharyngitis	---	...	...	...	31,142
(g) Pneumonia	---	...	...	...	3,678
(h) Tonsillitis	---	...	...	...	35,548
(i) Whooping Cough	---	...	...	...	4,202
<b>IX.—Skin and Appendices :</b>					
(a) Diseases of Skin					
(i) Herpes	---	...	...	...	22,676
(ii) Ringworm	---	...	...	...	42,016
(iii) Scabies	---	...	...	...	55,827
<b>X.—Special Organs :</b>					
(a) Eyes					
(i) Conjunctives:	---	...	...	...	44,998
(ii) Corneal Ulcer	---	...	...	...	1,072
(iii) Foreign body in Eye:	---	...	...	...	4,058
(iv) Iritis	---	...	...	...	3,540
(v) Ophthalmia	---	...	...	...	13,476
(vi) Spring Catarrh	---	...	...	...	2,015
(b) Ears (i) Diseases of ears	---	...	...	...	52,494
(c) Nose (i) Diseases of Nose	---	...	...	...	10,854
(d) Teeth (i) Diseases of teeth:	---	...	...	...	55,135
<b>XI.—Surgical Ailments :</b>					
(a) Injuries	---	...	...	...	78,000
(b) Minor Surgical Operations	---	...	...	...	4,860
(c) Ulcers	---	...	...	...	44,831
					14,83,333

TABLE 23—(Contd.).

Description of Disease.						
<b>XII.—Genito Urinary :</b>						
(a) Nephritis	...	...	...	...	...	8,183
(b) Phelitis	...	...	...	...	...	4,152
(c) Gravel (stones)	...	...	...	...	...	513
<b>XIII.—All other Diseases :</b>						
<b>(a) Specific</b>						
(i) Anaemia	...	...	...	...	...	58,269
(ii) Mumps	...	...	...	...	...	8,772
(iii) Tuberculosis	...	...	...	...	...	9,774
(iv) Venereal Diseases	...	...	...	...	...	5,421
(v) Diabetes	...	...	...	...	...	1,250
<b>(b) Non-specific :</b>						
(i) Fistula in Ano	...	...	...	...	...	512
(ii) Gingivitis	...	...	...	...	...	4,453
(iii) Migraine	...	...	...	...	...	8,157
(iv) Piles	...	...	...	...	...	4,684
(v) Sprains	...	...	...	...	...	6,265
(vi) Stomatitis	...	...	...	...	...	43,421
(vii) Varicose Veins	...	...	...	...	...	12,078
(viii) A. N. C.	...	...	...	...	...	2,014
(ix) P. N. C.	...	...	...	...	...	492
(x) Other Causes	...	...	...	...	...	45,784
<b>Total New Cases</b>						17,07,527
<b>Male (New Cases)</b>						8,69,873
<b>Female (New Cases)</b>						8,37,654
<b>Total Attendance</b>						64,95,506

TABLE 24.

Total confinements in Institutions in the City doing Maternity work during the year 1966.

Ward	No. of beds.	Total confinements	Deaths among mothers during their stay in Homes	
A	424	9,482	12	
B	227	5,448	2	
C	157	2,631	2	
D	788	13,366	6	
E	289	13,383	29	
F	780	29,711	78	
G	495	13,596	1	
H	286	10,900	13	
K	261	9,522	4	
L & M	164	7,631	9	
N	211	7,996	5	
P	181	4,921	3	
R	166	4,417	Nil.	
T	86	2,953	Nil.	
Total	...	4,515	1,35,957	164

Total births (including 5,511 still births) registered in the Greater Bombay during the year 1966: 153,497.

Deaths registered as Maternal deaths during the year 1966... ..159.

## SUMMARY OF STATISTICS FOR THE YEAR 1966

		CITY	SUBURBS	EXTENDED SUBURBS	GREATER BOMBAY
(1) Area of Greater Bombay and Island...	...	67.78 Sq. Km.	175.08 Sq. Km.	194.00 Sq. Km.	436.86 Sq. Km.
(2) Density of Population per Sq. Km.	...	43,083	6,900	2,090	10,387
(3) Population	... } Census of 1961	27,71,933	10,36,585	3,43,538	41,52,056
	... } Mid-year estimated	30,08,000	13,17,000	4,59,000	47,84,000
(4) Total live births registered	...	80,580	52,406	15,000	1,47,986
(5) Birth rate per 1000 population.	... } Census of 1961	29.1	50.6	43.7	35.6
	... } Mid-year estimated	26.8	39.8	32.7	30.9
(6) Total deaths	...	31,605	15,649	3,238	50,492
(7) Death rate per 1000 population	... } Census of 1961	11.4	15.1	9.4	12.2
	... } Mid-year estimated	10.5	11.9	7.1	10.6
(8) Total deaths among infants (under 1 year)	...	7,230	4,577	853	12,660
(9) Infant deaths per 1,000 live births	...	89.7	87.3	56.9	85.5
(10) Maternal deaths	...	80	69	10	159
(11) Maternal death rate per 1,000 births (including still-births)	...	0.9	1.3	0.6	1.0
(12) Maternal death rate per 1,000 live births	...	0.9	1.3	0.7	1.1
(13) Still-births	...	3,103	1,954	454	5,511
(14) Plague	... Deaths ...	...	...	...	...
(15) Cholera	... Deaths ...	...	...	...	...
(16) Small-pox	... } Deaths ...	51	83	7	141
	... } Death-rate ...	0.0	0.1	0.0	0.0
(17) Influenza	... } Deaths ...	4	1	...	5
	... } Death-rate ...	0.0	0.0	...	0.0
(18) Tuberculosis	... } Deaths ...	3,453	1,013	260	4,726
	... } Death-rate ...	1.1	0.8	0.6	0.9
(19) Acute Exterior Poliomyelitis	... } Deaths ...	45	22	15	82
	... } Death-rate ...	0.0	0.0	0.0	0.0
(20) Diphtheria	... } Deaths ...	91	24	9	124
	... } Death-rate ...	0.0	0.0	0.0	0.0
(21) Typhoid	... } Deaths ...	52	18	4	74
	... } Death-rate ...	0.0	0.0	0.0	0.0