



ADMINISTRATION REPORT

OF THE

MUNICIPAL COMMISSIONER


FOR

GREATER BOMBAY


For the Year 1964-65

CITY, SUBURBS AND EXTENDED SUBURBS

BOMBAY
PRINTED AT THE MUNICIPAL PRINTING PRESS
1965



MUNICIPAL HEAD OFFICES



ADMINISTRATION REPORT

OF THE

MUNICIPAL COMMISSIONER

FOR

GREATER BOMBAY

For the Year 1964-65

CITY, SUBURBS AND EXTENDED SUBURBS

BOMBAY
PRINTED AT THE MUNICIPAL PRINTING PRESS
1965

C O N T E N T S

	PAGE
STANDING COMMITTEE'S REVIEW OF THE REPORT ...	i-xxi
COMMISSIONER'S REPORT ...	i
Accompaniments	
1. GENERAL	A 1
2. FINANCIAL :— Report of the Chief Accountant, with Appendices	A7
3. REVENUE :— Report of the Assessor and Collector	1
4. ELECTIONS :— Report of the Dy. Assessor and Collector (Octroi)	11
5. PUBLIC WORKS :— Report of the Executive Engineer—Vaitarna-cum-Tansa Scheme	13
6. REPORT OF THE CITY ENGINEER	21
7. ADMINISTRATIVE OFFICER (ESTATES)	53
8. WATER WORKS :— Report of the Hydraulic Engineer	67
9. FIRE BRIGADE :— Report of the Chief Officer	89
10. GARDENS :— Report of the Superintendent	99
11. VICTORIA AND ALBERT MUSEUMS :— Report of the Curator	101
12. MUNICIPAL LIBRARIES	103
13. CENTRAL STORES :— Report of the Controller of Stores	105
14. LICENCES, SHOPS AND ESTABLISHMENTS :— Report of the Superintendent	109
15. MARKETS AND SLAUGHTER HOUSES :— Report of the Superintendent	117
16. PRINTING PRESS :— Report of the Manager	123
17. K. E. M. HOSPITAL AND SETH G. S. M. COLLEGE :— Report of the Dean E. N. T. HOSPITAL :— Report of the Asstt. Medical Officer	127 141
18. BAI YAMUNABAI L. NAIR CHARITABLE HOSPITAL AND TOPIWALA NATIONAL MEDICAL COLLEGE	143
19. NAIR HOSPITAL DENTAL COLLEGE	153
20. L. T. MUNICIPAL GENERAL HOSPITAL, SION, AND ANNAPURNABAI DESHMUKH HOSPITAL FOR WOMEN	155
21. GROUP OF T. B. HOSPITALS, SEWRI	159
22. LEGAL DEPARTMENT	161
23. EDUCATION :— Report of the Education Officer	163
24. LABOUR :— Report of the Labour Officer	173
25. Publicity Officer	179
26. Mahatma Gandhi Memorial Olympic Swimming Pool	181
27. Report of the Administrative Officer (Enquiries)	183
28. Report of the Editor, the Bombay Civic Journal	187
29. Report of the Organizer and Methods Officer	189
30. PUBLIC HEALTH :— Report of the Executive Health Officer	191

**REVIEW OF THE STANDING COMMITTEE OF THE
ADMINISTRATION REPORT OF THE MUNICIPAL COMMISSIONER
FOR GREATER BOMBAY FOR THE YEAR 1964-65.**

The Administration Report submitted by the Municipal Commissioner, gives in detail the working of the various Municipal Departments for the year 1964-65.

Corporation.

2. Dr. B. P. Divgi was elected Mayor of Bombay for the year under report and he continued to hold that office throughout the year. Shri J. K. Joshi was the Chairman of the Standing Committee, Shri R. G. Mirashi was the Chairman of the Improvements Committee and Prof. (Smt.) Asha V. Toraskar was the Chairman of the Education Committee for the year under report and they continued to hold their respective offices throughout the year.

Commissioner.

3. Shri S. E. Sukthankar held the post of Municipal Commissioner throughout the year under report.

4. The financial transactions have resulted in a surplus of Rs. 99.44 lakhs at the end of the year instead of the anticipated surplus of Rs. 8.41 lakhs. This was due to the fact that the actual expenditure decreased by Rs. 2.39 Crores over the Revised Budget Estimate while the income decreased by Rs. 1.48 lakhs over the revised budgeted amount.

The Standing Committee is not at all happy to note the results of the year's working as revealed by the actuals and hope that adequate care will be taken in framing the estimates so as to make them realistic and as much close to actuals as possible.

Variation in Income.

5. In preparing the Budget Estimates for the year under report, an Opening Cash Balance of Rs. 3,31.87 lakhs was estimated. On the final closing of the accounts for the previous year, the actual Opening Balance for the year under report amounted to Rs. 1,30.72 lakhs. The total income budgeted for was Rs. 24,44.50 lakhs while the actual realizations amounted to Rs. 24,78.63 lakhs. On the expenditure side, the amount budgeted for was Rs. 25,50.17 lakhs whereas the actuals of expenditure was Rs. 23,79.19 lakhs.

Loan Funds.

6. The Opening Balance on 1st April 1964 on account of Loan Funds excluding the Trust Funds was Rs. 3,39.03 lakhs for the City, Rs. 74.69 Lakhs for the Suburbs and Rs. 35.88 lakhs for the Extended Suburbs. Loans aggregating to Rs. 3,45.70 lakhs for the City, Rs. 1.45 lakhs for the Suburbs and Rs. 25 lakhs for the Extended Suburbs were raised during the year. A credit of Rs. 37.54 lakhs was received on account of transfer of Stores under Capital Stock from Revenue Account to Loan Works City Account and an amount of Rs. 4 lakhs was received from Government for the Extended Suburbs Account.

The total Loan Funds available for expenditure during the year were Rs. 7,22.36 lakhs for the City, Rs. 2,19.09 lakhs for the Suburbs and Rs. 64.88 lakhs for the Extended Suburbs. The actual expenditure amounted to Rs. 4,43.76 lakhs for the City, Rs. 1,51.32 lakhs for the Suburbs and Rs. 47.11 lakhs for the Extended Suburbs on Capital Works as against the budgeted figure of Rs. 10,90.51 lakhs for the City, Rs. 3,59.13 lakhs for the Suburbs and Rs. 82.40 lakhs for the Extended Suburbs.

Sinking Funds.

7. The Book Value of investments of the Sinking Fund at the close of the year amounted to Rs. 17,66.32 lakhs for the City, Rs. 2,26.18 lakhs for the Suburbs and Rs. 41.17 lakhs for the Extended Suburbs, made up of the book value of securities and the amounts in cash with the State Bank of India. Valuing the Municipal and Improvement Trust Debentures at par, the market value of the Sinking Fund Investments held on 31st March 1965, came to Rs. 16.99.16 lakhs for the City, Rs. 2,22.03 lakhs for the Suburbs and Rs. 41.17 lakhs for the Extended Suburbs. The total amount of Sinking Fund thus came to Rs. 17,14.07 lakhs for the City, Rs. 2,25.14 lakhs for the Suburbs and Rs. 42.30 lakhs for the Extended Suburbs, the excess in the Sinking Fund Account being Rs. 13.95 lakhs for the City, the shortfall in the Sinking Fund Account being Rs. 2.74 lakhs for the City and Suburbs and the excess in the Sinking Fund Account being Rs. 1.07 lakhs for the Extended Suburbs, respectively.

Improvement Schemes Account, General Account, Income and Expenditure.

8. The total income for the City for the year amounted to Rs. 1,56.29 lakhs against Rs. 1,44.92 lakhs for the previous year, showing a net increase of Rs.11.37 lakhs. The main increases were in respect of (i) Rent and other proceeds of properties—Rs. 1.35 lakhs; (ii) Grant-in-aid from Government for meeting the deficit in the General Account—Rs. 10 lakhs; and (iii) Interest and profit on investment Rs. 20.00 and (iv) Miscellaneous Receipts—Rs. 1.33 lakh counterbalanced by decrease of Rs. 1.51 lakh under Contribution from the Municipal Corporation.

The total expenditure for the City for the year, viz., Rs. 1,60.19 lakhs as against Rs. 1,63.49 lakhs for the previous year, showed a decrease of Rs. 3.31 lakhs on that of the previous year. This is made up of decrease of Rs. 4.72 lakhs under maintenance of properties and streets counterbalanced by an increase of Rs. 1.41 lakhs under Debt Charges.

The net deficit thus amounted to Rs. 3.89 lakhs.

Loan Account.

The loan liability at the beginning of the year was Rs. 15,75.45 lakhs. The repayment of loan during the year was Rs. 61.09 lakhs of which Rs. 10.25 lakhs were repaid to Government and Rs. 50.84 lakhs to the debenture holders. The outstanding liability on loan account at the close of the year stood at Rs. 15,14.36 lakhs. Out of the amount outstanding on account of Government loans aggregating to Rs. 6,96.63 lakhs, debentures in respect of loans aggregating to Rs. 4,76.00 lakhs originally raised from Government have now been repurchased according to the approved programme for Sinking Fund Investments. The liability to Government on this Account is only Rs. 2,20.63 lakhs.

Capital Account.

The year began with an Opening Balance of Rs. 85.62 lakhs. In the course of the year, receipts on account of Sale Proceeds of Lands and Buildings amounted to Rs. 6.18 lakhs. The total funds thus available were Rs. 91.80 lakhs. The total expenditure incurred amounted to Rs. 65.23 lakhs. The deficit in the General Account for the year which amounted to Rs. 3.89 lakhs, was transferred to the Capital Account. The unspent balance at the close of the year was Rs. 22.67 lakhs.

The actual expenditure during the year on schemes amounted to Rs. 65.23 lakhs as against the Revised Estimates of Rs. 2,26.34 lakhs including Rs. 13.01 lakhs on account of the cost of Management and Establishment.

Sinking Fund in Improvement Schemes Account.

The amount of Sinking Fund on 31st March 1965 was Rs. 6,82.43 lakhs including cash with the State Bank of India. Valuing the Municipal and Trust debentures at par, the market value of Sinking Fund Investments at the end of the year under review amounted to Rs. 6,85.13 lakhs. This together with interest accrued upto 31st March 1965, viz. Rs. 1.70 lakhs and cash with the State Bank of India brought the total amount of Sinking Fund to Rs. 6,86.84 lakhs against Rs. 5,63.11 lakhs, the amount to which the Sinking Fund should have accumulated at the close of the year. The excess in the fund thus amounted to Rs. 1,23.73 lakhs.

The Gross Capital Liabilities of the Improvement Schemes in the City stood at Rs. 15,61.95 lakhs at the close of the year under review and the assets at Rs. 34,96.04 lakhs including the book value of funds comprised in Schedules 'W' and 'X', resulting in a Surplus of Rs. 19,34.10 lakhs.

General Account, Slum Clearance—City and Suburbs.

The total income during the year under Slum Clearance, City Section, amounted to Rs. 11.42 lakhs against Rs. 8.99 lakhs in the previous year showing the net increase of Rs. 2.43 lacs. This is made up of increase of Rs. 1.74 lacs under Rent and other proceeds of properties and Rs. 0.69 lac under Interest and Profits in investment.

The expenditure on this account during the year amounted to Rs. 14.92 lacs consisting of Rs. 4.98 lacs on Maintenance of Properties and Streets and Rs. 9.94 lacs on Debt Charges resulting in a deficit of Rs. 3.50 lacs at the close of the year which was made good from the Capital Account.

The total income during the year under Slum Clearance, Suburban Section, amounted to Rs. 18.72 lacs as against Rs. 17.88 lacs in the previous year showing a net increase of Rs. 0.84 lac. This is made up of increase of Rs. 0.25 lac under Rent and other proceeds of Properties, Rs. 0.49 lac under Contribution from Budget 'D' and Rs. 0.11 lakh under interest and profits on investment.

The expenditure during the year on this account amounted to Rs. 5.26 lakhs under Debt Charges and maintenance of properties leaving a net surplus of Rs. 13.46 lakhs.

Capital Account, Slum Clearance—City.

The Opening Balance under Capital Account, Slum Clearance, City, on 1st April 1964 was Rs. 13.13 lakhs. An amount of Rs. 4.52 lakhs was received from Government as loan and Rs. 4.23 lacs as grant-in-aid. A loan of Rs. 30 lakhs was raised from public. Thus the total funds available for expenditure amounted to Rs. 51.88 lakhs, against which the expenditure incurred during the year amounted to Rs. 10.52 lakhs. The deficit in the General Account amounting to Rs. 3.50 lacs was transferred to Capital Account. The unspent balance at the close of the year stood at Rs. 37.87 lakhs.

Capital Account, Slum Clearance—Suburbs.

The Opening Balance under Capital Account, Slum Clearance, Suburbs, on 1st April 1964 was Rs. 63.16 lakhs. Rs. 8.28 lakhs were received from Government as loan and Rs. 10.02 lacs as subsidy. The total funds available for expenditure thus amounted to Rs. 81.47 lakhs, against which expenditure incurred during the year amounted to Rs. 27.80 lakhs leaving an unspent balance of Rs. 67.13 lakhs including a revenue surplus of Rs. 13.46 lakhs transferred to Capital Account.

The Standing Committee is much concerned to find such huge surplus under Slum Clearance Account of the Suburban areas especially as the Suburban areas which came under the control of the Corporation only a few years back are much backward and are in a great need of planned development. The slum areas in suburbs require immediate attention in order that the evil of slum life is eradicated from these areas before it takes a gigantic form as in the City today. In this context, huge surplus balance under this account is not at all a healthy sign and indicates want of necessary foresight in City Planning and Development on the part of the executive. The Standing Committee, therefore, desires to alert the Executive in proper time and hope that the executive will be more vigilant and resourceful to spend all available funds under this account in years to come.

Education Fund.

9. The total income for the year amounted to Rs. 4,55.17 lakhs resulting in an increase of Rs. 1.73 lakhs on the Budget Estimates and an increase of Rs. 2.52 lakhs on the Revised Estimates. The rate of Education Cess was 2½ per cent. of rateable value on buildings and lands, the rateable value of each of which is not less than Rs. 300 per annum and 2 per cent. of the rateable value on buildings and lands, the rateable value of each of which is less than Rs. 300 per annum but not less than Rs. 75 per annum.

The total expenditure for the year amounted to Rs. 4,51.93 lakhs against the Budget Estimates of Rs. 4,71.87 lakhs. The final sanctioned grants including renewed grants and additional grants available for expenditure amounted to Rs. 5,25.68 lakhs. The unexpended balance thus amounted to Rs. 73.75 lakhs at the close of the year out of which an amount of Rs. 36.85 lakhs was renewed for expenditure for 1965-66 and the balance of Rs. 36.90 lakhs was allowed to lapse as savings.

The Opening Balance on account of Loan Funds excluding Trust Funds on 1st April 1964 was Rs. 71.59 lakhs. A new loan of Rs. 200 lakhs was proposed for 1964-65 but actually a loan of Rs. 125 lakhs was raised during the year. The total loan funds thus available amounted to Rs. 1,96.59 lakhs against which expenditure booked on loan funds amounted to Rs. 84.86 lakhs. An advance for purchase of furniture for new school buildings amounted to Rs. 9.54 lakhs out of which Rs. 2.19 lakhs were recouped. The closing balance at the end of the year in loan funds amounted to Rs. 1,04.38 lakhs.

The book value of Sinking Fund investments on 31st March 1965 amounted to Rs. 1,18,10,060 made up of Rs. 1,18,09,968 in securities and Rs. 92 in cash with State Bank of India. Valuing the Municipal debentures at par, the Market Value of Sinking Fund on 31st March 1965 was Rs. 1,16,60,277. This together with the interest of Rs. 1,79,768 and cash with the State Bank of India of Rs. 92 the total amount of Sinking Fund comes to Rs. 1,18,40,137 and more than covers the amount of Rs. 1,18,20,990 to which the Sinking Fund should have accumulated on 31st March 1965. The excess in the Sinking Fund investment thus came to Rs. 19,147.

The percentage of actual expenditure on Loan Works to the Loan Funds available (Budget Estimates) was 43. The Standing Committee again notes with concern the failure on the part of the Executive to expend the loan amounts sanctioned by the Corporation within

the scheduled limit and hope that more strenuous efforts will be put in to augment the Loan Works Programme under Budget 'E' especially as a large number of Municipal schools is located in private premises which are quite unsuitable for imparting instruction and further as the accommodation both in the private and Municipal owned school buildings is insufficient to accommodate the increasing number of pupils seeking admission to our schools and as a result whereof quite a large number of our schools are forced to meet in two shifts.

Taxation, Demands, Collection and Outstanding. During the year under report, the rates of taxation in the City, Suburbs and Extended Suburbs remained the same as in the previous year. The rates of tax on thus stood as follows:—

General Tax (including Fire Tax) at 24.75 per cent., Water Tax at 4.50 per cent. and Halal khore Tax at 3.50 per cent. Tax on vehicles and animals was levied at the maximum rate mentioned in Schedule 'G' of the Bombay Municipal Corporation Act. Rates charged for the supply of water by meter measurement ranged between Rs. 1.65 and Rs. 5.50 per 10,000 litres according to the class of properties. Education Cess was levied at a graduated scale. No Education Cess was levied on properties having a rateable value below Rs. 75. The demand in respect of this cess was for Rs. 80,71,613.99, collection Rs. 54,60,328.39 while Rs. 26,11,285.60 remained outstanding.

On the Assessment Register at the close of the year, there were 69,069, 62,670 and 28,718 properties in the City, Suburbs and Extended Suburbs, respectively. 65,739 properties in the City, 60,385 in the Suburbs and 27,823 in the Extended Suburbs were assessed to General Tax, while 2,188 properties in the City, 2,285 in the Suburbs and 895 in the Extended Suburbs were exempted from the General Tax, under Section 143(1)(a) and (b) of the Bombay Municipal Corporation Act, while the Municipal properties exempted from the General Tax numbered 1,142.

The number of properties accounted for as newly erected, demolished and enlarged during the year was 11,975, 501 and 904, respectively, the corresponding figures for the preceding year being 674, 545 and 836. The figures for Suburbs and Extended Suburbs stood at 5,735, 1,560 and 2,118, 1,210, and 286 and 162, respectively.

The rateable value of all properties in the City on 31st March 1965 was Rs. 35,89,736, in the City, Rs. 12,10,88,891 in the Suburbs and Rs. 3,78,63,002 in the Extended Suburbs as against Rs. 34,19,65,387, Rs. 10,30,92,855 and Rs. 3,07,83,369 in the preceding year. It worked out to Rs. 129.51, Rs. 116.87 and Rs. 110.16 per head of population as per the census of 1961, against Rs. 123.40, Rs. 99.50 and Rs. 89.56 in the preceding year.

Wheel tax in respect of hack-victorias, labour carts and hand carts was levied at Rs. 100, Rs. 135 and Rs. 6, respectively. The total number of bills in respect of property taxes and wheel tax issued during the year was 1,33,717 and 2,52,938 respectively for the City, 1,25,462 and 38,853 for the Suburbs and 58,293 and 6,431 for the Extended Suburbs. The total number of bills for water charges by meter measurement issued during the year by the Hydraulic Engineer was 37,293 for the City, 33,774 for the Suburbs and 14,398 for the Extended Suburbs. As regards property taxes, out of the net demand of Rs. 19,09,89,725, an amount of Rs. 14,22,37,330 was collected leaving the amount of Rs. 4,87,52,395 as outstanding, percentage of which to net demand comes to 25.52 for the City, the figures for Suburbs for net demand and collection stood at Rs. 4,24,33,698 and Rs. 2,57,80,554, leaving the balance at Rs. 1,66,53,144 and percentage 39.26. The net demand and collection in the Extended Suburbs stood at Rs. 1,11,82,875 and Rs. 63,62,813, leaving the balance at Rs. 48,20,062 and percentage at 43.10.

In the case of Wheel tax in the City, the net demand was for Rs. 81,06,408 and the amount collected was Rs. 53,07,882, thus leaving an amount of Rs. 27,98,526 as outstanding, the percentage of which to net demand comes to 33.28. As regards Suburbs and Extended Suburbs, the net demand was Rs. 13,53,873 and Rs. 2,29,635, the collection at Rs. 6,31,107 and Rs. 92,534 and the percentage at 53.58 and 59.71, respectively.

1,406 complaints under Section 167 of the Act against the rateable values amounting to Rs. 3,80,25,288 and 2,676 complaints under Section 162 against the value amounting to Rs. 3,45,67,611 were disposed of during the year under report. The total number of complaints in the Suburbs and Extended Suburbs under the aforesaid Section was 4,262 and 1,646, respectively.

The Urban Immovable Property Tax.

This tax was abolished from 1st April 1963. The arrears of the tax on 1st April 1964 were Rs. 33,05,506.12, Rs. 15,76,679.82 and Rs. 9,94,444.54 for the City, Suburbs and Extended Suburbs respectively. Out of this amount, a sum of Rs. 14,49,683.74, Rs. 4,45,045.15 and Rs. 1,86,780.84. was collected.

Theatre Tax.

11. There were in all 49 Class I and 20 Class II Cinema Theatres in the City and 15 and 8 Cinema Theatres in Suburbs and Extended Suburbs, respectively out of which 6 and 1 were Class I Cinema Theatres, and the tax was generally received regularly. Theatre Tax was also recovered in respect of the various dramatic performances, dances, variety entertainments, etc., held at various Halls, Theatres and other places in the City where admission was on payment of charges.

The rates of Theatre Tax for the year under report were Rs. 10 per show for Class I Cinema Theatres, Rs. 7 per show for Class II Cinema Theatres, Rs. 7 per show for Drama, Concert, Variety Entertainment or Tamasha, Rs. 10 per day for Circus, Carnival or Fete and Rs. 7 per show for any other entertainment. The total income derived by way of Theatre Tax during the year under report was Rs. 7,23,886.46 in the City, Rs. 1,73,472.50 in the Suburbs and Rs. 74,608.80 in the Extended Suburbs.

Exemption from payment of Theatre Tax was granted to such Cinema shows, performances, etc., as were held in aid of bonafide charities or directed towards advancement of cultural or educational activities and exempted from payment of Entertainment Duty leviable by the Commissioner of Police under the Bombay Entertainments Duty Act, 1923.

The Standing Committee note with concern the high persistent percentage of outstandings and hope that vigorous efforts will be made and if necessary, the collection machinery remodelled, in order to reduce the outstandings to the minimum possible extent as the revenue collection is the mainstay of Municipal finance and hence also of the Civic Administration of this great City.

TOWN DUTIES.

12. During the year, the rates of Town Duties continued to be the same as those prevailing in the previous year. The Bill to amend the B. M. C. Act, so as to revise the existing Town Duty Schedule and proposing Octroi instead of Town Duty was enacted into Law and the same was proposed to be enforced from 1st April 1965. The gross collections from Town Duties amounted to Rs. 192.71 lakhs as against Rs. 181.91 lakhs, in the preceding year. The amount refunded during the year under review was Rs. 29.40 lakhs as against Rs. 35.49 lakhs, in the previous year. Town Duties gave a net revenue of about Rs. 154.34 lakhs as against Rs. 146.41 lakhs in the previous year. The total number of claims for refund was 16,474 as against 18,343 in the preceding year.

Fees for stamping sugar bags, tea cases, etc., amounted to Rs. 1.76 lakh as against Rs. 1.57 lakh in the preceding year.

Town Duties collected at Mulund and Dahisar, etc., amounted to Rs. 73.64 lakhs as against Rs. 68.43 lakhs in the preceding year.

ELECTIONS.

13. The Municipal General Elections were ordinarily due to be held in January to March 1965. But the Bill for adoption of the State Legislative Assembly Electoral Rolls for the purposes of Elections to the Corporation was enacted into Law. This Act was enforced by the Government of Maharashtra with effect from 15th February 1965 and as per clause 4(b) of the said Act, the Government of Maharashtra issued a notification that the existing Municipal Councillors of the Corporation shall retire from office at noon on the 1st day of April 1966 instead of 1965. Accordingly, no Municipal General Elections were held during the period from January to March 1965.

Vaitarna-cum-Tansa Scheme.

14. During the year under review, the works of improving and asphaltting roads between Vaitarna and Tansa were completed on 30th April 1964 within the estimated amount.

Master Plan for the Distribution of Water Supply.

Miscellaneous works with regard to the Worli Hill Reservoir such as approach road to the control room, Drainage Systems, etc. were completed during the year at a cost of Rs. 2,70,000.

The Progress of the works in connection with Reservoirs at Rawli Hill, Gollanji Hill, Pali Hill, Powai Hill, Trombay Hill, Ghatkopar Hill, Veravali Hill, and Bhandup Hill was hampered due to shortage of cement.

The work of driving of tunnels between Mulund and Kandivli was in progress.

In connection with the work of strengthening the Tulsi Dam, the work of stabilising the waste weir was completed. Rest of the work was in progress.

The Corporation sanctioned laying of a new 108" dia. steel pipe line between Tarali and Kasheli and the work was in progress at the end of the year.

Government of Maharashtra approved reservation of (i) Bhatsai and (ii) Upper Kalu Sources for augmentation of City's water supply. Preliminary survey for Bhatsai River Scheme was started. Preliminary works in connection with the scheme have been sanctioned by the Corporation. A feasibility Report on the scheme was prepared and submitted to the Government of India for sponsoring the scheme for World Bank Assistance.

The work of the Kalu River Scheme was deferred in view of Bhatsai Scheme being proposed for implementation first.

Planning Section, Public Works.

15. The Architectural Planning Branch for the City, Suburbs and Extended Suburbs prepared in all 60 Plans, 15 Block Estimates and 56 Detailed Estimates costing Rs. 452 lacs and Rs. 581 lacs, respectively.

Municipal Properties.

16. The total number of properties both Municipal and *ex-Trust* maintained by the Maintenance Branch during the year was 3,528 as against 3,316 in the previous year. The amount spent on 235 buildings in the Suburbs and 63 in the Extended Suburbs for such works was Rs. 4,22,058 and Rs. 49,839, respectively. The work of upkeep and maintenance of buildings including school buildings was carried out partly by contracts and partly by departmental agency at a cost of about Rs 12.78 lacs in the City and Rs. 13.80 lacs in the Suburbs and Extended Suburbs.

Construction.

During the year under report works estimated to cost Rs. 2,04.60 lacs were completed. Works estimated to cost Rs. 2,23.66 lacs were in progress. The Corporation approved in principle the construction of tenements by the Corporation and handing them over to Co-operative Housing Societies. Plans and estimates were prepared for the construction of 240 tenements for Co-operative Housing at Haji Alli.

Private Buildings.

17. During the year 5,773 applications were received for the construction of new buildings or additions and alterations to the existing ones. The total number of new buildings constructed by private enterprise during the year was 1,516 of which 1,237 were residential and 370 non-residential, 337 buildings were constructed by Co-operative Societies and 57 by employers for their employees. Although there has been some improvement in the building activity during the year, much requires to be done. If proper encouragement and guidance is given, the Standing Committee is confident that the Co-operative Housing will be of great help in solving the baffling housing problem.

In the case of dilapidated houses, the issue of notices and launching of prosecutions continued as before. In all 36,585 notices were issued for repairs and/or removal of unsafe buildings. In deserving cases, where the owners resorted to delaying tactics or refused to comply with Municipal requisitions, authorisations under Section 499 of the Act, were given to tenants to carry out repair works and to recover reasonable expenses incurred by them from the rents. In 162 cases such authorities were given during the year as against 171 in the previous year and 2,720 tenants took advantage of it.

In 197 cases, departmental action had to be taken to pull down unsafe portions of buildings in the interest of public safety, as the owners failed to comply with the Municipal requisitions meeting the cost in the first instance from the special provision made for the purpose in the Budget and an expenditure of Rs. 95,093 was incurred therefor.

During the year, 145 buildings or portions thereof collapsed. The total number of persons injured was 89 and those killed was 9. The estimated damage to property was Rs. 13.18 lacs.

Slum Clearance, Housing and Land Acquisition.

18. The various works under the Slum Clearance Schemes during the year were in progress.

Clearance of Municipal Slums.—By the end of the year 12 Slums were cleared and redeveloped. Clearance and re-development of 5 slums in stages was in progress.

Tenements under the Government of India's subsidised Slum Clearance Scheme.—Under the Scheme, 4,732 tenements were sanctioned. Out of these, 791 tenements were completed during the year, bringing the total number of tenements completed upto 31st March 1965 to 3,875. Construction of 320 tenements was in progress on 31st March 1965.

Financial Assistance from Government under subsidised Slum Clearance Schemes.—The Corporation have received Rs. 12.80 lacs by way of loan and Rs. 14.25 lacs by way of subsidy from the Government during the year under report. The Corporation has thus so far, received Rs. 88.77 lacs by way of loan and Rs. 107.47 lacs by way of subsidy upto 31st March 1965.

A further project of Slum Clearance Scheme of an outlay of Rs. 1.16 lacs envisaging construction of 1,766 tenements in Greater Bombay was formulated and forwarded last year to Government for their sanction and Government sanction to this programme was awaited.

Drainage and Sewerage.

19. *Dadar Purification Works.*—The Sewage Purification Works at Dadar functioned satisfactorily throughout the year under report. The total quantity of sewage received at the Plant during the year was 36,043.64 Mega Litres, i.e., an average of 99.19 Mega Litres per day. The total quantity of sludge gas generated during the year was 22,28,619.74 C.M. The daily average production was 6,105.81 C.M. as against 5,594.64 C.M. last year. The total revenue realised during the year by sale of gas amounted to Rs. 2,26,960.19 as against Rs. 2,15,696.00 during the previous year.

Love Grove Pumping Station and Purification Works.

The working of the old and new pumping stations was satisfactory during the year under report.

Dharavi Purification Works.

The Sewage Purification Plant worked normally. The revenue realised from the sale of gas supply amounted to Rs. 45,900 and the realisation from the sludge manure sold was Rs. 1,033.50.

Pumping and Compressor Stations and Ejectors.

The sewerage system of the City depends upon the satisfactory working of Pumping and Compressor Stations. Sewage from the sewerage system of the City was pumped through all pumping stations.

The work of laying sewers in various parts of the Suburbs and Extended Suburbs was in progress.

Transport.

20. During the year, 500 motor vehicles and 356 trailers (including Suburban fleet) were in commission.

The transport fleet for the removal of refuse consisted of 234 vehicles of different types. As this fleet was not sufficient to cope up with the daily output of refuse, extra vehicles from the Maharashtra State Transport Corporation had to be requisitioned for the removal of refuse. The average collection of refuse in the City worked out to 2,000 tons per day.

Repairs and Maintenance of Roads and Footpaths.

21. The total mileage of roads in the City, Suburbs and Extended Suburbs at the end of the year was 2,89,332, 206.59 and 78, respectively.

The work of maintenance of roads and footpaths was generally satisfactory throughout the year.

The number of street lights increased from 8,281 to 8,668 in the Suburbs and from 2,638 to 2,884 in the Extended Suburbs at an expenditure of Rs. 10,49,460 and Rs. 2,11,004, respectively.

The number of street lamps in the City at the end of the year was 14,581 as against 14,122 in the previous year. An expenditure of about Rs. 37.26 lacs was incurred for lighting and maintenance of street lamps.

The lighting of roads was improved with HMV lamps under the 'All-in-Hire Scheme' and 13 roads were provided with electric and gas lamps. 10 roads were provided with new lighting arrangements.

The work with regard to the Princess Street overbridge for vehicular traffic was in progress. The work of fly over at Kemp's Corner and footbridges at Marine Lines Station and Charni Road Station was completed.

Removal of Town Refuse.

22. As in the past a major portion of the City refuse was transported to Deonar for disposal.

The total number of wagons sent to Deonar during the year under report was 23,022 as against 24,442 during the preceding year.

As the number of Municipal wagons was insufficient to transport the huge quantity of city refuse, 61 wagons were taken on hire from Western Railway during the year at the charges of Rs. 4.50 per wagon per day.

The cost of maintenance of Mahalaxmi and Chembur Sidings was Rs. 24,137.10.

Town Planning Schemes.

23. No progress was made in case of Town Planning Scheme, Bombay City No. I (Mandvi and Elphinstone Estate). No alternative accommodation could be provided to tenants likely to be affected.

The implementation of Town Planning Schemes, Bombay City No. II and III (Mahim-Area) was nearly completed during the year. The implementation of Town Planning Scheme, Bombay City No. IV (Mahim Area) was in progress.

There were 25 Town Planning Schemes in the Suburbs and 3 in the Extended Suburbs. Two Schemes were finalized. In some cases, plans and revised estimates had been prepared. Some were at arbitration stage. Vile Parle No. V. was in the initial stage of making.

During the year, final Development Plan with its Report and other relevant data as required under the Bombay Town Planning Act of 1954 were submitted to the State Government on 8th July 1964. They were also circulated to the Members of the Corporation.

Conservancy.

24. Roads, footpaths and house gullies were swept twice daily. House gullies were flushed and roads were brushed, scrapped and washed periodically. The total refuse collected and removed through the Municipal agency was 7,30,000 tons in the City, 87,020 tons in the Suburbs and the Extended Suburbs.

4,470 Actions under the Municipal Act and the Bombay City Police Act were taken during the year for committing nuisance by throwing refuse in the streets or public places or fouling roads by urinating, etc.

There were in all 1,412 privies with 230 cesspools and 12 septic tanks in the City. The work of removal of night-soil was attended to regularly by 5 cesspool lorries.

There were 124 public sanitary conveniences in the Suburbs and Extended Suburbs.

The number of basket privies existing was 11,775 as against 12,155 during the previous year. The reduction is due to the progress of sewerage schemes. In addition there were 4270 cesspools.

Control of Stray Dogs.—58,176 stray dogs were caught and destroyed. The total income by way of dog licensing fees, etc., in the City was Rs. 53,040.90 as against Rs. 45,345.25 in the previous year.

The work of immunizing the milch cattle against Rinder Pest was continued and 42,841 milch cattle were inoculated as against 39,928 in the previous year. No cases of Rinder Pest were detected during the year.

In addition to the above, the Conservancy Branch also rendered special conservancy and halalkhore services to various circuses, exhibitions, fairs, etc., in the City, realising there-by Rs. 1,58,051.38. Besides Rs. 92,487 were paid by Government for services rendered for cleansing Government foreshores.

9,541 different kinds of tests were made by the Municipal Material Testing Laboratory during the year.

Mechanical Branch.

3,360 Jobs were completed at the Municipal Workshop, Foras Road, during the year. The expenditure on departmental and private works amounted to Rs. 6,56,163.

The Municipal Hot Mix Asphalt Plant at Worli worked for 235 days and remained closed for 130 days on account of rainy season. The number of boxes and tonnage turned out by the main plant and pegson plants were 53,917 boxes and 4,618 boxes, approximately respectively.

The Crushers at Worli and Sewri worked satisfactorily during the year. The total output was 4,144 brass as against 4,348 brass in the previous year.

Estate and Land Management.

25. The Department continued to look after the work of acquisition of lands and preparation of layouts, etc., as before.

13 Plots in Municipal Schemes admeasuring 30,015.82 sq. yds. fetching Rs. 12,71,631 were disposed of during the year.

Possession in respect of 9 properties in the City and 8 properties in the Suburban area was obtained during the year under report. Acquisition proceedings in 78 and 18 cases were in progress during the year under report and approval of the Corporation was awaited in respect of 27 properties. There were no changes in layout in *ex-Trust* Estates.

The total area available for disposal in Municipal laid out schemes, on 1st April 1965, was about 3,806 sq. yds., but the same was retained for Municipal purposes.

The total number of plots disposed of upto the end of 1964-65 was 4,326 admeasuring 61,29,931 sq. yds. and valued at Rs. 13,06,20,398 yielding an annual rent of Rs. 46,37,870.

The amount received by way of commutation of ground rent and premium during the year was Rs. 5.96 lacs as against Rs. 4.14 lacs in the preceding year.

The collection on account of rents from the permanent chawls during the year amounted to Rs. 19,62,831. The revenue actually collected on account of rents in respect of S.P. sheds came to Rs. 11,20,344. The figures in respect of slum clearance tenements and acquired premises stood at Rs. 11,22,336 and Rs. 9,80,386, respectively.

568 tenements were constructed at Rawli Camp, Sion, Kamathipura & Bandra during the year under Slum clearance scheme.

The recoveries of rent in the Squatters' Colonies at Mankhurd and Jogeshwari were Rs. 11,384 and Rs. 38,078 against the demand including the arrears of Rs. 9,36,017 and Rs. 3,79,456, respectively and at Palton Road Dormitory amounted to Rs. 49,239 during the year.

During the year under review, the demand and recovery of taxes aggregated to 1,00,606 and Rs. 62,599 respectively. The arrears due for collection at the close of the year stood at Rs. 7,80,278.

The Corporation decided to permit the area under silt free of extra ground rent for parking purposes and not to count the said area in the F. S. I. nor is it to be treated as a floor under lease.

The Corporation have permitted the permissible floor area under lease to be spread over on any number of floors permitted even in excess of Index under Development Plan and that too free of extra ground rent.

The Corporation have fixed a scale for charging extra ground rent for change of users, encroachments, rewas projections or additional floors over factory estatewise for all the three users, viz., residence, business and industries.

Water Supply.

26. The Tansa and Vaitarna Lakes were the principal sources of the City's water supply. The Tulsi Lake and the Vehar Lake also supplied water to the City.

The average daily supply to Greater Bombay during the year under report was about 928.61 mega litres as against 947.42 mega litres in the previous year. During the year, the quantity of water supplied to Greater Bombay was 3,38,952.22 mega litres against 3,46,761.50 mega litres in the preceding year. Supply to the Thana Municipality, etc., was 3,760.07 mega litres as against 3,197.70 mega litres in the previous year. Total quantity of water supplied to bodies outside the limits of Greater Bombay was 6,302.03 mega litres as against 6,155.27 mega litres in the preceding year. Of the total supply to Greater Bombay, a quantity of 2,04,549.72 mega litres or 60.35 per cent. was for domestic purposes as against 1,16,519.19 mega litres or 46.66 per cent. in the previous year. The average daily supply for all purposes per head in Greater Bombay was 225.58 litres, while that for domestic purposes only worked out to 120.41 litres. Percentage of total supply for domestic and other purposes worked out at 60.35 and 39.65, respectively.

The new scheme of supplying water to Aarey Milk Colony was introduced with effect from 17th April 1964 under which Tulsi Lake water being used for stables was curtailed and diverted for use in Extended Suburbs in lieu of which Powai Lake water was supplied to Aarey Colony for the use of stables by an independent pipe line.

The total number of water connections was 76,528 in the City, 25,255 in the Suburbs and 6,745 in the Extended Suburbs and new connections given were, respectively, 2,377,1605, and 948. The total number of meters maintained was 21,286.1,574 additional meters were fixed on new and existing connections. 100 metered stand-pipes were given during the year. The total number of stand pipes in the Suburbs was 685 of which 84 were for gratuitous use of public and the remaining were on payment. The total number of stand-pipes in the Extended Suburbs was 121 out of which, 45 were gratuitous.

The number of complaints about short supply, etc., were 6,556 and 1,600 in the City, Suburbs and Extended Suburbs, respectively.

159 new properties were metered during the year. 82 restaurants were also metered as against 66 during the previous year. The total revenue derived from water supply by meter measurement was Rs. 4,11,47,823.85 for the City as against Rs. 4,08,47,626.58 during the previous year. The total revenue collected from Suburbs by way of meter hire in initial stages was Rs. 10,836 and that from supply of water by meter measurement about Rs. 2,01,109. An amount of Rs. 6,52,328 was recovered by way of compounded charges. The figures for Extended Suburbs for these items are Rs. 6,014, Rs. 1,16,733 and Rs. 2,57,061, respectively.

With the creation of new ward offices the work of distribution, maintenance and meters was decentralised and was entrusted to Assistant Engineers for each of the wards. This measure helped prompt disposal of complaints, maintenance work and disposal of papers.

Staggering of water supply hours also helped reduce the complaints about shortage of water to a minimum.

The Standing Committee however, feel that further steps are required to be taken to ensure equitable distribution of water till resources are adequately augmented.

Fire Brigade Department.

27. During the year, the total number of Fire Stations was 14, viz., 11 in the City proper and 3 in the Suburbs as in the previous year.

The Fire Brigade received during the year 3,358 calls (including City, Suburbs and Extended Suburbs) as against 3,344 calls during the preceding year. Out of these 1,722 calls were for actual fires as against 1,828 calls during the preceding year. 605 calls were false alarms of which as many as 245 were due to malicious interference with street fire alarms as

against 171 in the preceding year. 781 calls as against 694 in the preceding year were for special services, such as, house collapses, rescue works, etc. Three persons were handed over to the Police for giving malicious calls.

The City continued to be served by 219 fire alarm posts (including 34 private ones), as in the preceding year.

There were 12 serious fires during the year. The estimated total loss to property damaged by fire was about Rs. 118.84 lakhs as against Rs. 73.25 lakhs during the previous year. The value of the insurance of properties affected by fire was about Rs. 1,12,21,965, as against Rs. 45,03,992 during the previous year and the total value of the property involved was worth Rs. 42 crores as against Rs. 50 crores in the preceding year.

During the year 136 persons lost their lives due to burns, of which 32 were men, 102 women and 2 children. 113 persons received minor injuries and 16 persons lost their lives in 239 incidents of house collapses during the year.

The approximate quantity of water used in extinguishing fires was 26.88 lacs gallons out of which 18.63 lacs gallons were drawn from Municipal mains, as against 40.71 lacs gallons and 37.80 lacs gallons, respectively, for the preceding year and the rest from the sea, wells, ponds, etc.

The total number of calls within the limits of Greater Bombay received during the year was 9,830 of which 1,640 were for accidents, 2,446 for maternity cases and 5,685 for hire cases. First-Aid was rendered by the Ambulance staff on 325 occasions as against 32 occasions in the previous year.

The annual maintenance cost of the Fire Brigade Department including the ambulance service but excluding the supervision charges of Provident Fund, Pension, and proportion of general supervision and revenue and debit charges, etc., was Rs. 21,73,564.24 as against Rs. 19,42,376 in the preceding year.

In accordance with Government orders, Fire Brigade Department continued to be under the control of the Director of Civil Defence, Government of Maharashtra.

With effect from March 1965, Greater Bombay has been divided into Regions, Zones and Sectors. With the introduction of new system it is hoped that the services will be rendered more efficiently.

Public Gardens.

28. During the year under report, the Department maintained 147 sites for public recreation, including 42 Gardens, 2 Fountains, 8 Band Stands, 9 Traffic Islands, 5 Open Spaces, 73 Recreation grounds, 3 Statues and 5 Box Hedges in the City, 33 gardens including 2 play grounds in Suburbs and 8 Gardens in the Extended Suburbs. During the year development of 9 new sites into gardens and recreation grounds was undertaken and development of 7 new sites into gardens was under progress at the end of the year under report.

During the year, 177 wild animals and birds were treated in the Zoo hospital and 165 specimen of pathobacteriological interest were examined at the Senior Veterinary Inspector's Office and the Bombay Veterinary College.

The Standing Committee re-iterate that in order to have a clear picture, the statement of Income and expenditure should be submitted along with the report.

Victoria & Albert Museum.

29. The Museum was kept open to the public for 302 days as against 299 days in the preceding year. The total number of visitors during the year was 8.27 lacs as against 8.28 lacs of the preceding year.

The amount realised by the levy of admission fee was Rs. 18,359 as against Rs. 18,642 in the preceding year. The total expenditure on the maintenance of the Museum during the year amounted to Rs. 0.52 lac as against Rs. 0.48 lac during the preceding year.

Municipal Free Reading Rooms and Libraries.

30. During the year under report, there was an over-all increase in the number of books but not of visitors. The total number of books in Libraries in the City, Suburbs and Extended Suburbs was 5,964, 2,188 and 816, respectively, and the number of visitors to the Reading

Rooms and Libraries in the respective areas was 5.18 lacs, 1.39 lacs and 0.41 lac, as against 5.30 lacs in the City and 1.42 lacs in the suburbs and 0.36 lac in the Extended Suburbs during the preceding year. The income from the Libraries and Reading Rooms in the City, Suburbs and the Extended Suburbs stood at Rs. 1,743, Rs. 1,053 and Rs. 1,728 (including grant-in-aid of Rs. 1,000 from Government to the Libraries in the Extended Suburbs).

One new Municipal Free Reading Room and Library was opened at Lower Parel.

The Standing Committee are, therefore, distressed to note the fall in the number of visitors to the Libraries especially in the City and Suburbs. Efforts should, therefore, be made to accommodate the Municipal Free Reading Rooms and Libraries in commodious and well ventilated premises besides increasing their number.

Central Stores.

31. Tenders were invited for the purchase of stores during the year in 195 cases as against 188 in the previous year and the number of contracts entered into for the various scheduled articles was 294 as against 278 in the preceding year. The value of stores and other materials purchased including articles received from other Departments on Return Stores Memo. during the year amounted to Rs. 133.45 lacs as against Rs. 105.92 lacs in the previous year.

During the year about 6,159 Metric tons of cement worth about Rs. 9.46 lacs were purchased. Likewise 2,04,699 R.ft. of Cast Iron Pipes worth about Rs. 45.48 lacs were purchased. Similarly, the Department also purchased 3,323 quintals of wheat and rice for various Municipal Hospitals and Maternity Homes worth about Rs. 1.91 lacs. There were about 30 tenders for dietary articles amounting to Rs. 15.46 lacs approximately.

5,934 orders for the purchase of stores against 5,793 in the preceding year were placed with contractors and other dealers. Against these purchases and stock on hand, the consuming departments submitted 24,419 indents and Sales Memo. as against 22,904 in the preceding year. The total turnover of the department, viz., Receipts and Issues of stores during the year was Rs. 263.07 lacs as against Rs. 241.17 lacs in the preceding year. At the close of the year, the department had on hand stores of the value of Rs. 64.98 lacs against Rs. 61.15 lacs, in the preceding year.

The total amount realised by the sale of unserviceable articles through private offers including mixed scrap amounted to Rs. 2.43 lacs as against Rs. 3.10 lacs in the preceding year.

Licence Department.

32. During the year the amount collected by way of licence fees, permit fees and transfer fees was Rs. 35.67 lacs.

From the permits issued for exhibiting sky-signs, advertisements, etc., the total revenue realised was Rs. 5.31 lacs in the city, Rs. 1.70 lacs in Suburbs and Rs. 0.35 lac in Extended Suburbs, the corresponding figures for the last year being Rs. 8.17 lacs in the City, Rs. 1.89 lacs in the Suburbs and Rs. 0.21 lac in the Extended Suburbs.

The Department instituted 1,722 cases in the City, 1,462 cases in the Suburbs and 228 cases in the Extended Suburbs for offences under Sections 328, 328A, 394 and 412A of the Bombay Municipal Corporation Act. The total amount of fines inflicted was Rs. 59,485 in the City, Rs. 43,150 in the Suburbs and Rs. 10,120 in the Extended Suburbs.

The number of squatters' and hawkers' licences issued were 51,159 in the City, 13,905 in the Suburbs and 1,028 in the Extended Suburbs. The amount realised therefrom was Rs. 9,77,512 for the City, Rs. 1,53,657 for the Suburbs and Rs. 36,056 for the Extended Suburbs respectively.

In order to do away with hap-hazard manner of private stalls on footpaths in different parts of the City, it was decided to replace the private stalls by municipal stalls of uniform and standard design as a regulatory measure.

The Shops and Establishments Department which was hitherto a separate Department merged with the Licence Department from 19th December 1964.

33. The total number of establishments under the various categories including Theatres, etc., on 31st March 1965, was 81,093 in the City, 15,136 in the Suburbs and 6,716 in the Extended Suburbs as against 77,827 in the City, 15,468 in the Suburbs and 6,753 in the Extended Suburbs in the last year.

During the year under report 1,747, 199 and 10, complaints respectively pertaining to City, Suburbs and Extended Suburbs were received in addition to complaints pending from the preceding year, out of which 1,764, 206 and 10 were investigated, leaving 47,2 and 1 complaints pending at the close of the year.

At the beginning of the year 2,106, 282 and 65 prosecutions were pending while 6,780, 1,137 and 394 new prosecutions were instituted during the year. Of these prosecutions 7,187, 1,137 and 384 resulted in convictions, 26, 5 and 1 in acquittals while 12 cases in the City were abated and 82, 7 and 24 cases were withdrawn. The number of cases pending at the end of the year was 1,579, 270 and 50. The total amount of fines realised was Rs. 2,53,552, Rs. 37,785 and Rs. 12,410 as against Rs. 1,56,113, Rs. 19,430 and Rs. 7,315 in the previous year.

The total expenditure incurred in the administration of this Act, the Payment of Wages Act, the Minimum Wages Act and the Workmen's Compensation Act, during the year was Rs. 5,01,445, Rs. 1,03,164, and Rs. 47,398 for the City, Suburbs and Extended Suburbs (exclusive of Provident Fund, Leave Contributions and supervision charges) against which a grant-in-aid of Rs. 1,93,894 was received from Government for the year 1964-65, for meeting part of the expenditure incurred during the year 1963-64.

The total income by way of Registration fees, etc., for the year amounted to Rs. 2,19,492 Rs. 38,517.75 and Rs. 18,395 for the City, Suburbs and Extended Suburbs which shows a considerable decline.

261 complaints pertaining to the Payment of Wages Act in the City and 20 for the Suburbs were received. Only 4 complaints were pending disposal at the close of the year under report.

Markets and Slaughter Houses.

34. The total income of the Department for the City, Suburbs and Extended Suburbs during the year was Rs. 80.78 lacs as against Rs. 76 lacs in the previous year, showing an increase of Rs. 4.78 lacs. The increase in the total receipts was mainly due to the revised stallage charges of stalls in Municipal Markets.

During the year there were 49 Municipal and 26 private markets and 5 slaughter houses. The number of outside meat shops was 198. The licence fees realised from private markets and outside meat shops were Rs. 1,03,788 and Rs. 18,850, respectively. The work of collecting Scale fees at the Mahatma Jyotiba Phule Market continued to be carried out departmentally and the revenue collected therefrom amounted to Rs. 8.91 lacs as against Rs. 8.17 lacs, realized in the preceding year.

The work of shifting the Slaughter House from Bandra to Deonar was in progress.

Surprise raids to detect and prevent the smuggling of animals and contraband meat and unauthorised slaughter as also insanitation and congestion in markets were carried out during the year.

The total number of animals slaughtered during the year was 12.75 lacs as against 13.69 lacs during the previous year.

The Standing Committee stresses the need of developing these services still further coupled with the increased amenities to the public on proper lines as they give additional revenue.

Municipal Printing Press.

35. During the year under report 378 metric tons of paper was purchased. The total number of printing jobs carried out was 13,279 and the number of pages printed was 62,437 as against 15,619 and 61,231 in the preceding year. The total quantity of paper consumed during the year under report was 303½ metric tons as against 276 metric tons in the previous year.

The transactions of the Press for the year closed with a surplus of Rs. 13,302 on the total turnover of Rs. 17.86 lacs against the surplus of Rs. 0.09 lac and the turnover of Rs. 15.55 lacs for the preceding year. The labour staff as on 28th February 1965 consisted of 277, workers as against 246 on the 25th February 1964.

K. E. M. Hospital.

36. The bed accommodation in the Hospital was 1,038 during the year under report. Throughout the year there was constant overcrowding in the Hospital particularly in the Children and the Medical and Surgical Wards for females. In order to avoid overcrowding in the Medical Ward for females, an additional ward with eighteen beds was opened. The total number of in-patients admitted during the year was 50,394 as against 47,009 in the previous year. The daily average number of in-patients was 1,213 as against 1,196 in the preceding year. The average number of days each patient was resident was 8.02 days as against 9.27 days in the last year. The average cost per in-patient per day was Rs. 13.64 as against Rs. 12.85 in the previous year.

The total number of new out-patients treated was 2,94,408 as against 2,84,605 in the preceding year. The out-patients attendance including casualty patients during the year came to 8,23,824 as against 7,46,707 in the preceding year. The daily average attendance of out-patients was 2,692 as against 2,480 in the preceding year.

Haematology Department was opened during the year under report at the out-patient Department for the benefit of the Public.

17,014 operations were performed on in-patients and 33,401 operations were performed on out-patients.

The Dr. Jivraj N. Mehta Pharmaceutical Laboratory attached to the Hospital manufactured many injectables, viz., 68,769 transfusion bottles, 500 ml. 1,162 ampules and about 4,318 litres of loose sterile solutions and 89.15 litres of Stain and Miscellaneous Solutions. The market value of the above product was Rs. 2,12,634. The Blood Bank worked satisfactorily and during the year 6,772 Blood samples were supplied for transfusion and 6,832 samples of blood were collected including the voluntary donors, at a cost of Rs. 70,082. The amount was paid from the Poor Box Charity Fund.

A Family Planning Centre, which is aided by Government of India, continued to work satisfactorily during the year. 108 operations were performed at the centre.

1,986 Food Handlers working in hotels and restaurants in the City were referred to the hospital for examination of which 1,478 persons attended. 141 persons did not give their stools, etc., for pathological examination and hence their report remained incomplete.

The total expenditure incurred during the year for the maintenance of the Hospital was Rs. 72.58 lacs as against 67.39 lacs in the previous year.

Seth G. S. Medical College.

37. During the year under report, 168 admissions were made *i.e.*, 8 more than in the previous year. There are 60 overseas students on the roll.

The number of male students residing in the Male Students' Hostel during the year was 140, while the number of lady students accommodated in the Lady Students' Hostel was 60. In order to meet the increasing demand for under-graduate students as also interneers, research students, etc., a new Hostel at Naigaum was acquired with an accommodation for 83 students. During the year, 283 students took advantage of this hostel.

The different departments of the College and the Hospital, in addition to their normal teaching and departmental works, conducted various researches under the auspices of the Indian Council of Medical Research, Council of Scientific and Industrial Research, K. E. M. Hospital and Seth G. S. Medical College Staff Research Society and other institutions, etc.

The progress of other activities like Library, Museum, Gymkhana, etc., was satisfactory.

E. N. T. Hospital.

38. The Hospital has a provision for 100 beds, of which only 94 were put to use. The total number of patients admitted in the hospital during the year was 5,454. Excepting 9 patients who died and 67 patients who were receiving treatment at the end of the year, all others were either cured, relieved or discharged or had left against medical advice.

In all 6,415 operations were performed of which 1,397 were on out-patients and 5,018 on in-patients as against 679 and 3,214 in the preceding year.

The Standing Committee notes with satisfaction that this Hospital has become popular in a short time.

Bai Yamunabai L. Nair Charitable Hospital.

39. The Hospital has an accommodation of 336 beds, fully occupied throughout the year. During the year, on an average 469.04 in-patients were admitted in the Hospital, as against the scheduled number. The total number of in-patients admitted during the year was 25,649 as against 23,312 during the previous year. The total number of in-patients treated was 26,109. The average cost per day per in-patient was Rs. 13.43 against Rs. 10.68 during the previous year.

The total number of out-patients treated was 3,42,187 as against 3,33,738 during the previous year and the average number of out-patients' attendance per day was 1,118.25 against 1,097.82 of the previous year.

Dr. Bhajekar Municipal Hospital at Khetwadi continued to be under the supervision of the Dean, B. Y. L. Nair Charitable Hospital.

The total expenditure incurred on the maintenance of the Hospital including liabilities amounted to Rs. 28.23 lacs against Rs. 26.92 lacs during the last year.

The report shows that most of the Municipal Hospitals had to admit many more in-patients than the scheduled strength of the beds in the hospital. The Standing Committee feel that this state of overcrowding ought to receive immediate attention of the Executive.

Topiwala National Medical College.

40. The College had 484 under-graduate students on the roll at the close of the year, out of whom 245 were lady students. Besides, there were 161 post-graduate students including 43 lady students.

The total expenditure incurred on the maintenance of the College amounted to Rs. 10.08 lacs as against Rs. 7.79 lacs during the previous year. The total income by way of tuition fees, miscellaneous, etc., receipts amounted to Rs. 2.28 lacs as against Rs. 2.15 lacs during the last year.

1033 books were added to the Library during the year of which 394 were received by way of presents. This brought the total number of books in the Library to 10,936 as against 9,907 in the previous year.

Nair Hospital Dental College.

41. During the year under report, 61 students including 7 ladies passed the Final B. D. S. and M. D. S. Examinations of the Bombay University from the College. The College has 87 Dental Chairs, 60 Dental Units and 2 Dental X-Ray Machines, to give dental treatment on modern lines and also to facilitate teaching of dentistry. During the year, 1,68,635 patients were treated as against 92,715 during the previous year. 2,264 municipal school children were treated in the clinics. The total expenditure incurred was Rs. 6.31 lacs as against Rs. 5.16 lacs, in the preceding year and the total revenue was Rs. 1.89 lacs, against Rs. 1.76 lacs during the preceding year.

Lokmanya Tilak Municipal General Hospital, Sion, and Bai Annapurnabai Deshmukh Hospital for Women and Municipal Medical College, Sion.

42. The bed accommodation of the Hospital was 475, (415 non-paying, 50 part-paying and 10 reserved for B.E.S. & T. employees). 37,343 patients were admitted during the year as against 31,440 during the preceding year. The daily average number of in-patients was 646 as against 570.3 in the preceding year. The average number of days each patient was resident was 6.3 as against 6.6 during the preceding year.

The average cost per in-patient on diet per day was Rs. 1.11 as against Rs. 1.23 in the preceding year. The total average cost per day per in-patient was Rs. 13.89 as against Rs. 12.63 in the preceding year.

The total number of new out-patients was 1,91,001 with a daily average of 626 as against 1,77,310 and 581, respectively, in the preceding year. The total number of out-patients attendance was 7.47 lakhs. The highest number of out-patients attendance on a single day was 4,808 as against 3,494 in the preceding year.

The Paying Bed Scheme which started from 1st September 1951 worked satisfactorily. The number of patients admitted in the General and Special rooms during the year was 1,957 as against 1,706 during the preceding year.

The approximate total expenditure during the year under report was Rs. 39.04 lakhs as against Rs. 30.63 lakhs in the preceding year.

Municipal Medical College attached to this Hospital was started from 30th November 1964 with 60 students to begin with.

Group of T. B. Hospitals, Sewri.

43. The total number of beds for T. B. patients at the Corporation's disposal was 1,048, viz., Group of T. B. Hospitals, Sewri, 760; Isolation Centre attached to the Ramkunwar Daftary T. B. Clinic Da'ar, 88, and Sarvodaya Hospital, Ghatkopar, 200 (reserved for the Corporation). The total number of patients treated was 5,768 as against 5,999 during the previous year. Of these 5,065 were discharged as improved, 25 were non-Tuberculosis cases, 234 left prematurely against advice, 382 died and 727 remained under treatment at the close of the year. Mortality figures reveal high incidence in the age group 20-30 years. The rate of deaths per cent. to the total number of patients treated was 6.6. Major lung operations were performed in 304 cases.

As many as 1,557 patients attended the follow-up examination for check up after discharge from the hospitals during the year.

The total expenditure incurred during the year on the Group of T. B. Hospitals, Sewri, was Rs. 28.39 lacs against Rs. 22.56 lacs in the previous year. The average expenditure per patient per day was Rs. 9.91 as against Rs. 9.11 in the previous year.

The expenditure incurred during the year by the Corporation for treatment, etc., at the Sarvodaya Hospital, Ghatkopar, was Rs. 3.82 lacs plus Rs. 0.43 lac for medicines, as against Rs. 3.66 lacs plus Rs. 0.37 lac for the previous year, respectively.

The Administration Report for the year 1963-64 had revealed that the heaviest mortality during that year was in the age groups of 41 to 45 years. The Standing Committee are distressed to note that the high incidence of mortality is in the age group of 20-30 years. The Standing Committee reiterate that in the interest of the City's health, it is necessary that steps should be taken for detection of such cases in primary stage and for thorough treatments so that high incidence of mortality due to this disease may be reduced and infection at young age may be arrested.

Legal Department.

44. During the year under report, the Department continued to attend to contested matters and other legal proceedings in the High Court, City Civil Court, Small Causes Court and Police Courts as also to other legal matters. During the year, the Department received 20,000 files, against 14,371 in the previous year, addressed 4,200 letters against 2,120 in the preceding year to outside parties or their legal advisers and gave opinions and advices on different departmental matters.

The income by way of costs recovered amounted to about Rs. 30,100 and expenditure to about Rs. 2,25,144 as against Rs. 19,400 and Rs. 1,27,650, respectively, in the preceding year.

Municipal Courts for conducting enquiries under Section 105(B) of the Bombay Municipal Corporation Act were placed in charge of the Legal Department during the year under report. 226 cases were received for enquiry and, 2,327 presentation forms were registered.

Education.

45. At close of the year, there were 4,34,535 pupils in 759 schools and 133 classes in Greater Bombay, the number in the City being 2,66,110 pupils in 447 schools and 57 classes; in the Suburbs 1,30,372 pupils in 238 schools and 52 classes and in Extended Suburbs, 38,043 pupils in 74 schools and 24 classes. During the year, there was a net increase of 25,075 pupils in Municipal Schools. The total number of teachers in Greater Bombay at the end of the year was 12,134 including special teachers.

From 1st July 1964, Administrative Officers were appointed for each ward in place of Beat Officers and were entrusted with the full administrative responsibility of all Schools with the ward.

With a view to avoiding over-crowding in classes and to facilitate proper attention to pupils, it was laid down that ordinarily a class should not have more than 50 pupils. In schools housed in hired residential buildings, over-crowding on account of inadequate space was an impediment in the way of efficient instruction. Out of 892 schools and classes, about 573 schools and classes were required to be run in two Sessions and more than two sessions for want of sufficient accommodation and 4,669 class-rooms were used twice.

The number of Municipal owned buildings at the beginning of the year in the City was 154. 9 schools were built during the year under report. The total number of school buildings in the Suburbs and the Extended Suburbs at the end of the year was 59 and 33, respectively.

419 schools (including classes) were housed in Municipal owned school buildings, and 439 schools including classes were housed in rented buildings. 34 schools were housed in rent free buildings. Due to yearly increase in the number of pupils, it has become practically impossible to accommodate them in the existing accommodation. A steady and planned progress towards acquisition of private plots and structures, etc., wherever possible and construction of school buildings is therefore being made.

The Rahimtoola Currimbhoy Urdu Training Institute for Women continued to function as usual with one division of 49 pupils in the First Year and 149 in three Divisions in the Second Year were under training. All the 49 Trainees of the I Year Class were promoted to the II Year Class. Out of 149 Trainees of the II Year Class, 141 were declared successful at the Primary Teachers' Certificate Examination.

The Municipal Urdu Teachers' Training Class started in July 1958, continued to function during the year under report. All the 31 trainees in the Class (one year's course) appeared for the P. T. C. Examination and 30 were declared successful the result being 97 per cent.

The Corporation continued to impart vocational education. The Director of Technical Education has agreed to grant recognition to the Municipal Printing Class at Foras Road, provided arrangements are made in the class for teaching III Year Typography Course. There were 23 Vocational Classes in 11 Vocational Schools.

The total number of Aided Schools in Greater Bombay, during the year was 215 out of which 128 were in the City, 53 in the Suburbs and 34 in the Extended Suburbs as against 356 in the previous year. The total number of teachers in Aided Schools was 1,846 (1,613 ordinary and 233 special) imparting education to 55,112 pupils. The total number of Recognised Schools not receiving Grant-in-Aid was 305 (67 in the City, 203 in the Suburbs and 35 in Extended Suburbs) with 3,054 teachers imparting education to 90,717 (57,584 in the City, 23,908 in Suburbs and 9,225 in Extended Suburbs) pupils.

As the revised Grant-in-Aid Code came into force from 1st April 1964, the amounts of grants payable to private Primary Schools for the year under report were being assessed.

The average cost per pupil in the Municipal Schools calculated on the basis of the average number of pupils on rolls as on 31st March 1965 for City, Suburbs and Extended Suburbs was Rs. 130.03.

The total expenditure for the year amounted to Rs. 4,51,93,089 which was met from Municipal contribution (Rs. 2,87,59,244), Government Grant (Rs. 68,09,717), Education Cess (Rs. 88,59,785) and miscellaneous receipts (Rs. 10,93,605).

Research Unit.

46. A random stratified sample of 16 Schools was selected for a longitudinal study of wastage and stagnation in Municipal Schools. A study designed to raise the Standard of Schools achievements at different levels was also undertaken. Likewise a study designed to minimise the extent of failures in Standards I, II and III by evolving more effective methods of teaching and by starting parallel classes for children who fail was undertaken. The Research Advisory Committee has approved continuation of certain projects which may go a long way in improving the standards of education, handwriting, etc.

In all 85,417 pupils in the City, 23,512 in the Suburbs and 9,175 in the Extended Suburbs were medically examined out of whom 72,993 in the City, 19,089 in the Suburbs and 7,678 in the Extended Suburbs were found to be suffering from one defect or the other. Amongst the common defects noticed, general debility, dental lymphatic glands throat were most predominant.

The Standing Committee reiterate that the question of constructing new School Buildings should be given top priority so as to ensure qualitative upgrading of primary education in Municipal Schools.

Labour Department.

47. During the year 22 Recognised Trade Unions represented Municipal employees. With a view to promote cordial relations between the staff and the Administration, the total number of Joint Councils representing labour staff continued to function was 22, their scope

being wide enough to permit discussions on various matters relating to grievances and conditions of service of the staff. Peshi Committees for enquiring into the mis-conduct of employees were also formed. A four-stage grievance procedure has also been introduced in all Departments for redressal of the employees' grievances.

The Department dealt with 4,465 complaints (including Suburbs) as against 4,617 in the previous year, regarding service conditions, recruitment, promotions, transfers, etc. Of these complaints 3,568 were redressed, 782 were found not genuine cases and 115 cases were pending at the close of the year.

The recreational, educational, hygienic, cultural and social activities, indoor as well as out-door, organized by the Welfare Branch of the Department for the benefit of Municipal workers and their dependents were continued, vigorously at 31 Labour Welfare Centres. The average daily attendance of adults and children at the different Welfare Centres was 2,244 and 1,926, respectively, as against 1,700 and 1,645 during the preceding year. The maternity unit attached to the Chembur Welfare Centre continued to do its useful work under a qualified doctor. 4,558 cases were treated at the Unit during the year under report as against 1,772 in the preceding year.

Under the scheme for granting scholarships to the children of Municipal employees, 386 applications were received out of which 210 eligible applicants for secondary education and 124 for higher education were awarded scholarships at a total cost of about Rs. 15,000. 526 applications were received for medical assistance and help aggregating to Rs. 19,980 was given in 436 deserving cases. The total strength in Scout and Guide Sections was 3,166 as against 2,378 during the preceding year.

Sixty-one disputes were referred to the Commissioner of Labour, Conciliation Officers, Industrial Tribunal and 1st Labour Court.

A nursery school was opened at Bapty Road Chawls. At present 45 children between the age of 2½ to 5 years are taking advantage of the school. The children are given free snacks daily.

Publicity Department.

48. This Department effected general publicity about the activities and services rendered by different Departments. The Department also worked as a "clearing house" in respect of criticisms and suggestions appearing in local newspapers.

Besides participation in various important celebrations, such as, World Health Day, National Cleanliness Day, etc., and undertaking printing of a Civic Guide-cum-Diary, 1965, two brochures, viz., (1) outlines of the Draft Development Plan for Greater Bombay and (2) Broad outlines of Bombay's Traffic and Travel City, were brought out.

The Standing Committee feel that more efforts have to be made to make the citizens more civic-conscious and to convey correct information to them about civic affairs.

M. G. M. O. Swimming Pool.

49. During the year under report the working and progress of the Mahatma Gandhi Memorial Olympic Swimming Pool at Shivaji Park was satisfactory.

Facilities to polio-crippled children were given to 11 children free of charge.

The Pool premises were given for use, free of charge to the Maharashtra State Aquatic Association and the University of Bombay, for holding their competitions. The total reservation hours of the Pool by private parties were 331 which brought a revenue of Rs. 8,210. As many as 33,507 casual swimmers including labourers and factory workers availed themselves of the facilities of swimming. Reservation of the Pool at a concessional rate of Rs. 100 per month for two hours a week was also allowed as usual to 6 Educational Institutions. Eight members of the Pool were included in the Maharashtra State Aquatic team for participating in the 21st National Swimming Championship held at Jaipur in September 1964.

6,636 new Members joined the Pool during the year under report. 3,360 beginners were trained during the year. An amount of Rs. 2,11,500 was collected by way of fees as against Rs. 1,75,000, during the previous year.

Administrative Officer (Enquiries) Department.

50. The Department functions in three Sections, viz., (1) Enquiries, (2) Stock Verification and (3) Security Force.

During the year the Enquiries Section dealt with 1,288 cases which included cases of alleged acceptance of illegal gratification, misconduct, misbehaviour, theft of Municipal property, breaches of provisions of Municipal Bye-laws, infringement of licence conditions use of municipal vehicles by unauthorised persons, sub-letting of rooms, etc. In 198 cases punishments varying from dismissal, removal from service to censures and warnings were meted out. 321 cases were filed as the allegations were found to be either false, malicious or too vague. In 267 cases, Departments concerned were asked to take necessary remedial actions. In 502 cases enquiries were in progress at the end of the year.

The distribution of relief from the Mayor's Fund to the families affected by fire, house collapses and other natural calamities was also carried out by the Department.

During the year under review, the process of integration of all Watch and Ward Staff into Bombay Municipal Security Force was completed. Important cases of pilferages were brought to light from different installations especially from the larger hospitals of the Corporation.

The Bombay Civic Journal.

51. As usual twelve monthly issues were published. A special number, profusely illustrated, was also taken out to mark the occasion of the completion of 10 years of the Journal's publication.

The Standing Committee feel that there is enough scope for the qualitative and the quantitative improvement of the Journal.

Organisation and Methods Division.

52. The Organization and Methods Division works as an Advisory Unit of the Municipal Commissioner's Office. The work done by this Department includes inter alia codification of Municipal Commissioner's orders and circulars of standing nature, standardisation of Forms, etc.

Public Health.

53. *Population Census.*—The mid-year estimated population of Greater Bombay was 45,38,000.

Births and birth rate.—The total number of live births recorded in Greater Bombay during the year was 1,32,592 as against 1,22,305 in the previous year. The birth rate was 29.2 per 1,000 of the mid-year estimated population as against 27.6 in the preceding year.

Deaths and death rate.—The total number of deaths registered from all causes during the year was 45,161 as against 40,650 in 1963 being 5,000 more than the mean mortality of the preceding 5 years and the death rate being 9.9. Of 45,161 deaths, 26,149 deaths were among males and 19,012 among females. The excess of deaths amongst males may be ascribed to the slight preponderance of males. The death rate among females was however, actually higher than among males, the male death rate being 9.5 and the female death rate 10.4 against 8.6 and 9.6 respectively, in 1963. Diseases of the respiratory system claimed the highest number of deaths in the past with death rate of 1.67 per 1,000. The causes coming next on the list for the year were congenital malformation and diseases of early infancy (1.35) tuberculosis (0.86), diarrhoea Enteric fever and dysentery (0.67).

Deaths among infants under one year of age numbered 11,355. The infant mortality rate for the year was 85.6 which was 678 more than in the preceding year and 869 more than the annual average of the previous quinquennium (1959-63) per 1,000 live births as against 80.9 in 1963.

The Standing Committee are constrained to note that for the last several years, diseases of the respiratory system are responsible for the highest death rate every year and that a large proportion of deaths occur among children and infants under five years of age. The Committee desire that concentrated efforts should be made by the authorities in charge of Medical Relief to improve the situation by taking all possible remedial measures.

Maternity and Child Welfare.—During the year under report, services were rendered through 17 Municipal Maternity Homes and 28 Maternity and Child Welfare Centres. The number of deliveries conducted in these Homes was 36,512 during the year. The average stay of mothers at the Maternity Homes was 5 days.

Advice and instruction in spacing births were given by qualified lady doctors to married women at the Family Planning Clinics. Health Visitors assigned for this work paid domiciliary visits for follow-up work and propaganda.

Communicable Diseases.—The total number of cases of infectious diseases reported during the year was 6,249 as against 5,229 in the preceding year. Small-pox caused 562 attacks and 211 deaths. Cholera caused 52 attacks. Influenza caused 18 deaths. Enteric Fever caused 570 attacks. Diphtheria caused 2,221 attacks and 114 deaths. Malaria caused 1 death. Tuberculosis took a toll of 3,952 lives and the death rate of Tuberculosis was 0.9 per 1,000 of mid-year estimated.

There was a sudden and heavy outbreak of Gastro-enteritis during May and June 1964. The total admission being 6,116 with daily average number of patients 449. The fatality rate in the total admission was 3.1 percent.

Municipal Group of Tuberculosis Hospital at Sewri has an accommodation for 760 in-patients, besides 200 beds are reserved at the Sarvodaya Hospital. The advance cases of T.B. are isolated at the 88 bedded Daftary Municipal Wards at Dadar.

During the year 24,17,123 persons were inoculated against Cholera and 2,36,260 persons were inoculated with T.A. B. Vaccine.

The Standing Committee view with concern the existence of different kinds of diseases and stress that the precautionary measures, such as inoculations, vaccinations, isolation etc., is continued with full vigour, the Greater Bombay will, in the near future minimise this evil, if not eradicate it. So far as Tuberculosis is concerned there is not much improvement although B.C.G., vaccination campaign is pursued vigorously. The Standing Committee, therefore, feel that medical authorities should investigate this problem with a view to find other remedial measures to meet the growing menace of this dreaded disease to the citizens of this City.

Dispensaries.

54. The number of new cases treated at the 58 dispensaries and 9 mobile dispensaries was 15,94,175 (8,08,975 males and 7,85,200 females) as against 14,86,722 in the year 1963. In addition to the above dispensary work, women and children's clinics were conducted by three part-time lady doctors at six Municipal dispensaries for two hours, thrice a week. The number of new cases treated at these dispensaries was 3,274 (2,959 women and 315 children as against 4,068 in the previous year. The total attendance was 25,540. These figures include the visits of lady doctors to patients at their homes. At 28 Maternity and Child Welfare Clinics, 84,721 new cases (67,243 women and 17,478 children) were treated. The total attendance was 2,70,288.

The Municipal Eye Dispensary and Hospital at Kamathipura was attended by two Honorary Ophthalmic Surgeons by turns throughout the year. The Hospital has an accommodation for 20 beds each for males and females with an operation theatre and a full-time resident Nurse. The total attendance of patients was 72,127 as against 76,626 in the previous year. The total number of new cases treated was 22,510 as against 22,102 in the previous year. The number of indoor patients among the new cases treated and the total attendance of indoor patients were 961 and 11,986 respectively.

Leprosy.—The control of Leprosy in the City was exercised as before through the Acworth Leprosy Hospital, Wadala, with an accommodation of 500 beds. In addition to this the Institution conducts a well-equipped out-patients' clinic the entire cost of which is borne by the Corporation. The Corporation also bears the cost on account of 48 beds for the voluntary patients and 120-130 beds for the Bombay resident patients. Besides, the payment of cost of Domiciliary Services and Rs. 10,000 for rendering Sulphone treatment, the Corporation pays one third of the recurring expenditure of Greater Bombay Leprosy Control Scheme activities as also the entire cost of Capital Works.

The average daily attendance of patients was 183.6 and the total number of new cases treated at the Acworth Leprosy clinic was 3,494 and the average daily attendance of patients was 257.25 and the total number of new cases treated at the Greater Bombay Leprosy Control Scheme was 1,489.

Venereal Diseases.

55. For combating Venereal Diseases free medical facilities, both preventive and curative, were continued as in the preceding year. During the year 21,110 (19,135 males and 1,979 females) cases were treated for Venereal and 1,559 (726 males and 833 females) in non-Venereal cases were also treated.

School Health Work.

56. During the year, out of about 3,10,165 municipal school children in the City, 99,755 children were found to be defective. 868 cases with Minor ailments among the children were treated in the municipal dispensaries. Cases with major ailments were treated at the School Clinic at the K.E.M. Hospital.

1,21,869 children from Municipal Schools were inoculated against typhoid and 36,532 children were given combined vaccine of T.B. and Anti-Cholera and Small-pox.

Kasturba Hospital for Infectious Diseases, Arthur Road.

57. Except Tuberculosis and Leprosy, patients suffering from other infectious diseases are admitted to the Hospital. The total number of patients admitted during the year was 22,348 as against 17,198 in the preceding year.

There were as many as 2,595 cases of Diptheria out of which 97 proved fatal, showing the fatality rate of 3.7 per cent. The cases were admitted predominantly from Parel, Lalbaug, Byculla and Girgaum localities.

Small-pox was sporadic during the year. 11,85,109 persons were vaccinated.

The total expenditure of the Hospital during the year was Rs. 21,40,499 as against Rs. 16,89,066 in the preceding year.

Health Propaganda.

58. The Health Propaganda and Education was carried out through the Publicity Department.

The Water Sampling Programme was continued as usual and samples were collected from all the wards.

Audit.

59. This year also the Municipal Chief Auditor's Report has not been included in the Municipal Commissioner's Administration Report, as required by Section 137(4) of the Bombay Municipal Corporation Act.

The Standing Committee are of the considered opinion that every effort must be made by the respective Heads of the Departments to comply with the statutory provisions. The Municipal Chief Auditor's Report would have been of much help to the Standing Committee in their scrutiny of the various facts and figures incorporated in the Report of the Municipal Commissioner. The Report, however, will be forwarded to the Corporation separately when received.

Acknowledgement.

60. In conclusion, the Standing Committee desire to record their appreciation of the very valuable services rendered by Shri S. E. Sukthanker who held the office of the Municipal Commissioner throughout the year whose administrative abilities and financial acumen were of great help to the Committee.

Municipal Corporation Office, }
Bombay, 10th December 1965. }

JIVRAJ B. SHAH,
Chairman,
Standing Committee.

**ADMINISTRATION REPORT
OF THE MUNICIPAL COMMISSIONER
FOR GREATER BOMBAY
FOR THE YEAR 1964-65**

Herewith a detailed report of the Municipal Administration of Greater Bombay as required under Section 124 of the Bombay Municipal Corporation Act.

S. E. SUKTHANKER,
Municipal Commissioner
for Greater Bombay.

GENERAL

(CORPORATION, STANDING COMMITTEE, IMPROVEMENTS COMMITTEE AND THE EDUCATION COMMITTEE)

CORPORATION

Dr. B. P. Divgi who was elected Mayor at the meeting of the Corporation held on 2nd April 1964 held that Office throughout the year.

2. One hundred and sixty-five Meetings of the Corporation including thirty-six Special and Adjourned Special Meetings, ninety four Meetings of the Special Committees and three Meetings of their Sub-Committees and seventy-one Meetings of the Consultative Committees and eleven Meetings of their Sub-Committees were also held during the year. Civic addresses were voted to (1) Senapati P. M. Bapat and (2) Prime Minister Shri Lal Bahadur Shastri. The Corporation accorded Civic Receptions to (i) the Officers and Personnel of the Territorial Army; (ii) The Delegates attending the Fourth All India Conference of Surgeons; (iii) Sardar Hukum Singh, Speaker of Lok Sabha and Presiding Officers of Legislative Bodies in India; (iv) the Delegates attending the Bombay Film Week; of 3rd International Film Festival of India; (v) the Delegates attending the Tenth Meeting of the Central Council of Local Self-Government and Fifth Conference of the State Ministers and (vi) Dr. Jayant Vishnu Narlikar.

3. There was no change in the personnel of the Corporation during the year 1964-65.

STANDING COMMITTEE

4. Shri J. K. Joshi was elected Chairman of the Standing Committee at their Meeting held on 8th April 1964 and held that Office throughout the year.

5. The changes that took place in the personnel of the Standing Committee were as follows:—

(i) Shri H. N. Trivedi was appointed as a member of the Standing Committee from 8th April 1964 vice Shri M. P. Parikh resigned and (ii) Shri K. V. Thakkar was appointed as a member of the Standing Committee from 30th April 1964 vice Shri M. Madhavan resigned.

6. Prof. (Smt.) Asha V. Toraskar became on *ex-officio* member of the Standing Committee on her appointment as the Chairman of the Education Committee with effect from the 3rd April 1964.

7. Seventy-four regular Meetings including Adjourned Meetings, nineteen Special Meetings including Adjourned Special Meetings and three Sub-Committee Meetings were held during the year.

8. There were twenty-three attendances of the Members of the Standing Committee for audit of Municipal Accounts.

IMPROVEMENTS COMMITTEE

9. Shri R. G. Mirashi was elected Chairman of the Improvements Committee at their Meeting held on 7th April 1964 and held that Office throughout the year.

10. The changes that took place in the personnel of the Improvements Committee were the appointments of Shri M. H. Bedi and Shri M. Nabi as Members of the Improvements Committee from 2nd and 7th April 1964, respectively, vice Smt. Deviben S. Dalal and Shri R. L. Belosay resigned.

11. Thirty one ordinary Meetings including Adjourned Meetings were held during the year.

EDUCATION COMMITTEE

12. Prof. (Smt.) Asha V. Toraskar was elected Chairman of the Education Committee at their Meeting held on 3rd April 1964 and held that Office throughout the year.

13. The change that took place in the personnel of the Education Committee was the appointment of Shri R. V. Tripathi as a member of the Education Committee from 22nd June 1964 vice Shri P. M. Indulkar resigned.

14. Fourteen Regular Meetings including Adjourned Meetings and six Special Meetings including Adjourned Special Meetings and one Meeting of the Sub-Committee of the Whole of the Committee were held during the year.

15. (a) Shri P. C. Pandya, M.A. LL.B. M.P.A. (U.S.A.) continued to hold the Office of the Municipal Secretary during the year.

(b) No circumstances arose in this Department in which it was necessary to invoke the provisions of the Municipal Servants Act 1890.

(c) There was no award of any adjudication during the year 1964-65 so far as this Department is concerned.

**LIST OF MEMBERS OF THE CORPORATION WHO HELD OFFICE
ON 31ST MARCH 1965**

Dr. B. P. DIVGI, M.B., B.S., Mayor, Corporation of Mumbai
(Standing Committee) SHRI J. K. JOSHI, Chairman, Standing Committee.

SHRI R. G. MIRASHI, Chairman, Improvements Committee.

Prof. (Smt.) ASHA V. TORASKAR, M.A., Chairman, Education Committee.

SHRI P. H. VORA, M.A., LL.B., Chairman, B.E.S. & T. Committee.

ADAK, SHRI K. N.	MHATRE, SHRI B. K.
ADVANI, SHRI H. P., B.A. (Hons.), B.COM., LL.B.	MINOCHER-HOMJI, SHRI BOMANSHA HORMASJI
ASHAYYA, SHRI B. B.	MODI, SHRI S. A.
BABU MIRAN, SHRI	MOHADIKAR, SHRI P. G., B.A. (Hons.), B.Ed.
BAGWE, SHEI G. S., B.A., LL.B.	M. NABI, SHRI
BAKHLÉ, SHRI D. P.	MORAES, DR. C., M.B., B.S.
BANDOOKVALA, SHRI ESHAKBHATA.	MORE, SHRI N.M.
BAPAT, SHRI V. P., B.Sc. (Engg.), M.I.E.	MORE, DR. R. B.
BEDI, SHRI M. H.	MOTORWALLA, SHRI Z. A.
BELOSAY, SHRI R. L., B.A., LL.B.	MUNSHI, SHRI M. N.
BHATIA, SHRI P. D.	PANDYA, SMT. LILYBEN A., B.Sc., (Lond.)
BILPODIWALA, DR. M. C., M.B., B.S.	PAREKH, SHRI K. M. B.Sc., (Bom.), M.Sc., (M.I.T. U.S.A.)
BOMAN-BEHRAM, SHRI B. K., M.A., LL.B.	PARIKH, SHRI D. M., M.A., LL.B.
BORKAR, SHRI S. K.	PARIKH, SHRI M. P.
CASTELLINO, DR. V. A., M.B., B.S.	PATEL, DR. S. G., M.B., B.S.
CHIMBULKAR, SHRI R. K.	PATEL, SHRI S. M., M.Sc.
CHOGLE, SHRI H. W.	PATIL, DR. B. S.
CHUNAVALA, SHRI MAHOMED HASAN FAZLUDDIN	PATIL, SHRI G. L.
CORREA, SHRI H. J., B.A., LL.B.	PATIL, SHRI J. M.
DALAL, SMT. DEVIBEN S. B.Sc.	PATIL, SHRI R. P.
DAROGA, SHRI J. D., M.Sc. (Lond.), M.I.C.E., M.I.E., M.I.Mech. E	PATKAR, SHRI S. R.
DAVE, SHRI K. P.	PAVASKAR, SHRI K. Y.
DESAI, SHRI K. G.	PENDSE, SHRI G. M.
DESAI, SHRI K. L.	PHANIBAND, SHRI K. M.
DESAI, SHRI V. N., B.A.	PRATAP Singh LAKSHMIDAS, SHRI
DHABUVALA, DR. B. M.	PUJARI, SHRI L. P.
DHUME, SHRI B. S., L.E.F.	PUSALAKR, DR. G. D., M.B., B.S.
DIGHE, SHRI B. S.	RANGNEKAR, SMT. AHILYA P. B.Sc.
D'SOUZA, DR. J. LEON, M.B., B.S.	RAUT, SHRI L. R.
FERNANDES, SHRI GEORGE J.	RAVAL, DR. V. G.
GANACHARYA, SHRI G. B.	REDDY, SHRI G. L.
GANATRA, SHRI R. K.	REDDY, SMT. TARA G.
GAVKAR, SMT. VIJAYA H., B.A., B.Ed., P.P.T.C.	RUKE, SHRI R. G.
GOAD, SHRI Y. S.	SAVANT, SHRI R. D.
GOMES, SHRI R. J.	SAVE, SHRI R. H.
CORE, SMT. MRINAL K.	SAYAD, SHRI M. A.
HINGORANI, DR. R. B.	SETHI, SHRI M. L.
HULE, SHRI G. M.	SHAH, SHRI C. N.
INDULKAR, SHRI P. M.	SHAH, SHRI JIVRAJ B.
JAGTAP, SHRI S. R.	SHAH, SHRI JAGOOBHAI V.
JARIVALA, SHRI A. S., B.A. (Hons.), LL.B.	SHAH, DR. NAGINDAS N.
JOHNSON JACOB, SHRI	SHEIKH, SHRI H. J.
KACHAVALLA, SHRI T. E., LL.B.	SHETYE, SHRI M. S.
KADAM, SHRI R. T.	SHIGVAN, SHRI P. D.
KALGUTKAR, DR. B. D., L.C.P.S., M.B., B.S.	SINGH, SHRI D. N.
KANDALKAR, SHRI T. G.	SINGH, SHRI R. K.
KANGUTKAR, SHRI D. T., B.A.	SINGH, SHRI S. R.
KAVTE, SHRI M. N.	SINGHI, SHRI T. H., B.A.
KHANDVANI, SHRI M. A.	THAKKAR, SHRI K. V., M.Sc.,
KHANOLKAR, SHRI M. S.	TRIPATHI, SHRI R. V., B.A.
KHARAT, SHRI R. G.	TRIVEDI, SHRI H. N.
KHARE, SHRI C. H.	TRIVEDI, SHRI K. H.
KURANE, SHRI P. K., B.A.	UGRANKAR, DR. S. S., M.B. B.S. (Bom.), M.R.C.P. (Lond.)
LAKHANI, DR. J. M., M.B., B.S.	UPADHAYAYA, SHRI P. U.
LOKE, SHRI G. S.	UPPUR, SHRI T. K.
MADHAVAN, SHRI M.	VAIRAGI, SHRI M. T.
MAHADESHWAR, SHRI S. B.	VANIA, SHRI D. D., B.A., LL.B.
MANDEKAR, SHRI A. M.	VARDE, SHRI S. S., M.A.
MANSHARAMANI, DR. B. R., L.C.P.S.	VIRVADIA, SHRI M. V.
MANTRI, SHRI M. D., B.A., LL.B., DIP.L.W.	WAGH, SHRI S. S.
MATKAR, DR. W. S.	WORLIKAR, SHRI V. B.
MEHTA, SHRI N. D.	YADAV, SHRI R. R.
MEMON, DR. A. U.	ZUTE, SHRI B. D.

**LIST OF MEMBERS OF THE STANDING COMMITTEE WHO HELD OFFICE
ON 31ST MARCH 1965**

SHRI J. K. JOSHI, (Chairman).	DR. BHAL S. PATIL.
SHRI V. P. BAPAT.	SHRI L. R. RAUT.
DR. V. A. CASTELLINO.	SHRI JIVRAJ B. SHAH.
DR. J. LEON D'SOUZA.	SHRI T. H. SINGHI.
SHRI T. E. KACHWALLA.	SHRI K. V. THAKKAR.
DR. B. D. KALGUTKAR.	SHRI H. N. TRIVEDI.
SHRI R. C. KHARAT.	DR. S. S. UCRANKAR.
SMT. LILYBEN A. PANDYA.	Prof. (Smt.) ASHA V. TORASKAR, (Ex-officio), Chairman,
SHRI D. M. PARIKH.	Education Committee.

**LIST OF MEMBERS OF THE IMPROVEMENTS COMMITTEE WHO HELD OFFICE
ON 31ST MARCH 1965**

SHRI R. G. MIRASHI (Chairman).	SHRI N. D. MEHTA.
SHRI M. H. BEDI.	SHRI N. M. MORE.
SHRI H. W. CHOGLE.	SHRI M. NABI.
SHRI J. D. DAROGA.	SHRI KANTILAL M. PAREKH.
SHRI K. L. DESAI.	SHRI G. M. PENDSE.
SHRI Y. S. GOAD.	SHRI L. P. PUJARI.
DR. J. M. LAKHANI.	SHRI JAGOOBHAI V. SHAH.
SHRI M. D. MANTRI.	SHRI P. D. SHIGVAN.

**LIST OF MEMBERS OF THE EDUCATION COMMITTEE WHO HELD OFFICE
ON 31ST MARCH 1965**

Prof. (Smt.) ASHA V. TORASKAR (Chairman),
SHRI D. P. BAKHLE,
DR. M. C. BILPODIWALA,
SHRI P. H. BORICHA,*
SMT. DEVIBEN S. DALAL
SHRI M. R. DANDAVATE*
SHRI K. P. DAVE
SMT. CHARUSHEELA B. GUPTA*

SHRI C. H. KHARE,
SHRI A. M. MANDEKAR,
SMT. USHABEN H. MEHTA*
DR. A. U. MEMON,
SHRI P. G. MOHADIKAR,
SHRI H. J. SHAIKH,
SHRI K. H. TRIVEDI,
SHRI R. V. TRIPATHI.

* Non-Councillor Member.

MUNICIPAL COMMISSIONER'S OFFICE

The designations and names of the important Municipal Officers together with the period for which the posts were held by each of them are given below:—

Designation	Name of the Officer	Period
Municipal Commissioner	Shri S. E. Sukthankar	Throughout the year under report.
Dy. Municipal Commissioner (Improvements)	Shri S. M. Y. Sastry, M.A., B.L.	From 1-4-1964 to 3-8-1964.
	Shri N. S. Shirodkar, B.A. (Hons.)	From 4-8-1964 to 3-2-1965 and 8-2-1965 to 31-3-1965.
Deputy Municipal Commissioner (Suburban Developments)	Shri S. M. Y. Sastry, M.A., B.L.	From 4-8-1964 to 31-3-1965.
Deputy Municipal Commissioner (General)	The post continued to be vacant during the year under report.	
Deputy Municipal Commissioner (Labour)	Shri V. V. Joshi, M.A. (Oxon.)	From 1-4-1964 to 17-3-1965.
Deputy Municipal Commissioner (Suburbs)	Shri B. C. Cariapa	From 1-4-1964 to 28-12-1964.
	Shri D. D. Randive, B.A.	From 29-12-1964 to 31-3-1965.
Assistant Municipal Commissioner	The post continued to be vacant during the year under report.	

The office of Deputy Municipal Commissioner (Suburbs) was merged with the Municipal Commissioner's Office and shifted to Head Office building from 1-2-1965.

Municipal Chief Auditor:—

The post of the Municipal Chief Auditor was vacant upto 3-8-1964 when Shri M. R. Mehta, B. com., L.S.G.D., looked after the duties of that post. Shri R. G. Godbole, F.C.A., F.C.C.S. assumed charge of the post from 4-8-1964 till the end of the year under report.

HEADS OF DEPARTMENTS

(CITY)

Designation	Name of the Officer	Period
(1) City Engineer	Shri S. V. Desai, B.E. (Civil), M.I.E., D.I.C. (Lond.), Dip. School of Planning (Lond.)	Throughout the year under report.
(2) Chief Accountant	Shri R. G. Gulgule, B. COM.	do.
(3) Hydraulic Engineer	Shri R. V. Abreu, B.Sc., B.E. (Civil), M.I.E. (India)	From 1-4-1964 to 5-8-1964.
	The post was kept vacant till 28-11-1964 and Shri D.R. Bhise, Dy. Hydraulic Engineer looked after the duties of the post from 6-8-1964 to 28-11-1964.	
	Shri D. R. Bhise, B.E. (Civil), A.M.I.E. (India).	From 29-11-1964 to 31-3-1965.

Designation	Name of the Officer	Period
(4) Executive Health Officer	Dr. R. B. Fondekar, M.B., B.S., B.Hy.	Throughout the year under report.
(5) Dean, K.E.M. Hospital and G.S.M. College.	Dr. S. V. Joglekar, M.S., F.C.P.S.	do.
(6) Dean, Bai Yamunabai L. Nair Dr. Charitable Hospital and Topiwala National Medical College.	F. H. Rindani, M.D., D.Sc., F.A.Sc., F.A.M.S.	do.
(7) Dean, Nair Hospital Dental College.	Dr. M. S. N. Ginwalla, L.D.Sc., D.D.S., M.Sc., F.I.A.O.S.	do.
(8) Chief Fire Officer	Shri S. G. Vengsarkar, B.A., M.J. Fire E (Lond.) Shri S. Fredilis	From 1-4-1964 to 31-1-1965. From 1-2-1965 to 31-3-1965.
(9) Superintendent, Lokmanya Tilak Municipal General Hospital.	Dr. Smt. Ahilya S. Punde, M.D. (Bom.) Dr. V. S. Shevade, M.B., B.S.	From 1-4-1964 to 13-12-1964. From 20-12-1964 to 27-12-64 and from 28-2-1965 to 31-3-65 From 14-12-1964 to 19-12-1964 and From 28-12-1964 to 27-2-1965 Looked after work Supdt. (L.T.M.G. Hospital) during above period.
(10) Dean, Municipal Medical College, Sion.	Municipal Medical College, Sion, started from 30-11-1964. Dr. N. M. Purandare, M.D. (Bom.), looked after the duties of Dean, Municipal Medical College, Sion from 30-11-1964 to 31-3-1965	
(11) Medical Superintendent, G. T. B. Hospitals.	Dr. S. A. Shah, M.D., D.M.R.E., D.Ph.D., I.D.D., F.C.C.P.	Throughout the year under report.
(12) Assessor and Collector	Shri N. S. Shirodkar, B. A. (Hons.) Shri P. R. Bhatkhande, B. A. (Hons.)	From 1-4-1964 to 3-8-1964. From 4-8-1964 to 31-3-1965.
(13) Education Officer	Dr. (Smt.) Madhuri R. Shah, B.A. (Hons), M.Ed., Ph.D. (Bom.) Ph.D. (Lond.)	Throughout the year under report.
(14) Administrative Officer (Legal)	Shri M. M. Rajadhyaksha, LL.B.	do.
(15) Executive Engineer, Master Plan	Shri L. G. Dhayagude, B.E. (Civil), A.M.I.E. (India)	do.
(16) Controller of Stores	Shri F. D'Souza, B.E. Shri D. A. Joshi, Dy. Controller of Stores (Tech.), looked after the work of Shri D'Souza during the period from 26-6-1964 to 6-8-1964.	From 1-4-1964 to 25-6-1964 and From 7-8-1964 to 31-3-1965.
(17) Superintendent of Markets.	Dr. V. Periyar, C.B.V.C.	Throughout the year under report.
(18) Administrative Officer (Enquiries)	The post was kept in abeyance during the year 1964-65. Shri G. W. Shiveshwarakar was in charge of the Department during the year under report as Officer on Special Duty.	
(19) Executive Engineer (Estates and Land Management)	The post was kept in abeyance during the year under report. Shri M. S. Dixit, B.A. (Hons.) was in charge of the department as Administrative Officer (Estates) during the year 1964-65, except during the period from 20-7-1964 to 31-8-1964 when Shri A.G. Rele looked after his work.	

Designation	Name of the Officer	Period
(20) Labour Officer	Smt. F.A. Irani, B.A. (Hons.), LL.B., D.S.S.A.	From 1-4-1964 to 9-3-1965.
	Shri A. A. Lasani, B.A., LL.B., D.S.S.A., (TISS).	From 10-3-1965 to 31-3-1965.
(21) Publicity Officer	Shri N. A. Mistry, M.A., D.J. Dip.S.W., Shri Mistry also worked as Editor, Bombay Civic Journal during the year under report in addition to his duties as Publicity Officer.	Throughout the year under report.
(22) Election and Town Duty Officer.	Shri G.L. Pendse was looking after the work of Election and Town Duty Officer from 1-4-1964 to 21-2-1965.	
	The post of Election and Town Duty Officer was subsequently abolished from 8-2-1965 and Shri G. L. Pendse was directed to carry out duties of Election and Town Duty Officer from 8-2-1965 to 21-2-1965.	
	Shri D. H. Prabhavalkar, M.A. was appointed as Dy. Assessor & Collec- tor (Octroi) and was incharge of the Department during the remaining part of the year under report (i.e. from 22-2-1965 to 31-3-1965).	
(23) Superintendent of Licences.	Shri C. K. Patel, M.A., LL.B.	Throughout the year under report.
(24) Superintendent of Gardens	Shri G. S. Hegde, B.Ag.	do.
(25) Research Officer	Smt. V. M. Nadkarni B.A., B.T., D.L. (Bom.), M.Sc., (U.S.A.)	do.
(26) Chief Inspector Shops and Establishments	Shri N. J. Alvares, M.A., LL.B.	From 1-4-1964 to 18-12-1964
	Shri C. K. Patel, M.A., LL.B. (Department was placed under charge of Shri C. K. Patel Superintendent of Licences, from 19-12-1964)	From 19-12-1964 to 31-3-1965.
(27) Manager, Municipal Printing Press.	Shri S. V. Apte	From 8-5-1964 to 17-5-1964.
	Shri Iqbal Hussain Sr. Dy. Manager. Looked after duties of the post.	From 1-4-1964 to 7-5-1964 and from 18-5-1964 to 10-7-1964.
	Shri B. K. Rao,	From 11-7-1964 to 31-3-1965.
(28) Assistant Medical Officer, (Ear, Nose and Throat Hospital)	Dr. M. J. Nerurkar, M.S.	Throughout the year under report.
(29) Organization & Methods Officer.	Shri K. U. Mehta, B.A. (Hons.), Kovid	do.
(30) Curator, Victoria and Albert Museum.	Dr. S. G. Upadhyaya, M.A., LL.B., D.L., Ph.D.	From 1-4-1964 to 20-5-1964 and 12-6-1964 to 7-12-1964.
	The work of the post was looked after by Shri S. A. Jadhav from 21-5-1964 to 11-6-1964.	
	The department was placed under charge of Shri S. W. Apte from 8-12-1964.	
(31) Manager, Mahatma Gandhi Memorial Olympic Swimming Pool.	Shri D. B. Marathe, B.Sc.	From 1-4-1964 to 15-10-1964.
	Shri S. N. Pinge, looked after work of Shri Marathe from 16-10-1964 to 31-3-1965.	
(32) Chief Librarian	Shri S. W. Apte, M.A., Dip. L.I.B.	Throughout the year under report.

HEAD OF DEPARTMENTS
(Suburbs and Extended Suburbs)

Designation	Name of the Officer	Period
(1) Hydraulic Engineer (Sub.)	Shri R. V. Abreu, B. Sc., B.E. (Civil), A.M.I.E. (India). The post was kept vacant till 28-8-1964 and Shri D. R. Bhise, B.E. (Civil), A.M.I.E. (India) looked after duties of the post from 6-8-1964 to 28-11-1964 Shri D. R. Bhise, B.E. (Civil), A.M.I.E. (India).	From 1-4-1964 to 5-8-1964. From 29-11-1964 to 31-3-1965.
(2) Deputy City Engineer (Sub.)	Shri M. N. Subandh, B.E. (Civil), A.M.I.E. The duties of the post were changed from 18-2-1965.	From 1-4-1964 to 17-2-1965.
(3) Education Officer (Sub.)	Dr. Smt. Madhuri R. Shah, B.A. (Hons.) M.Ed. Ph. D. (Bom.), Ph.D. (Lond.)	Throughout the year under report.
(4) Dy. Executive Health Officer (Sub.)	Dr. D. V. Parulekar, M.B., B.S., D.Ph., M.P.H. (U.S.A.)	do.
(5) Dy. Accountant (Sub.)	Shri V. C. Parikh, B.Com., C.A. I.I. B.	do.
(6) Dy. Assessor and Collector (Sub.)	Shri B.H. Prabhavalkar, M.A. Shri D. B. Angadi, M.A., L.S.G.D., T.P. (cent) was looking after the work of the post during remaining portion of the year under report.	From 1-4-1964 to 21-2-1965.
(7) Superintendent of Gardens (Sub.)	Shri G. S. Hegde, B. Ag.	Throughout the year under report.
(8) Chief Inspector, Shops and Establishments (Sub.)	Shri N. J. Alvares, M.A., LL.B. Shri C. K. Patel, M.A., LL.B.	From 1-4-1964 to 18-12-1964. Department was placed under charge of Shri C. K. Patel, Superintendent of Licences, from 19-12-1964.
(9) Dy. Labour Officer (Sub.)	Shri A. A. Lasani, B.A., LL.B., D.S.S.A. (TISS) Shri G. S. Saudagar, B.A. (Hons.), LL.B., Dip. L.W.	From 1-4-1964 to 9-3-1965. From 10-3-1965 to 31-3-1965.
(10) Deputy Superintendent of Licences (Sub.)	Shri S. K. Kadri, M.A., LL.B. Shri C. K. Patel, M.A., LL.B.	From 1-4-1964 to 11-12-1964 Department was placed under charge of Shri C. K. Patel, Superintendent of Licences, from 12-12-1964.
(11) Assistant Superintendent of Markets (Sub.)	Dr. B. M. Phatarphod, G.B.V.C.	Throughout the year under report.
(12) Chief Librarian (Sub.)	Shri S. W. Apte, M.A., Dip. LIB.	do.

FINANCIAL

Report from the Chief Accountant on the accounts of the General Municipal Administration, the Improvement Schemes and the Education Fund for the year 1964-65.

GENERAL MUNICIPAL ADMINISTRATION

The following statement summarises the transactions for the year pertaining to Revenue and the Actuals for the preceding year:—

	1964-65			
	Budget Estimates	Revised Estimates	Actuals	Actuals for 1963-64
	Rs.	Rs.	Rs.	Rs.
Opening Balance	3,31,87,500	3,30,71,733	3,30,71,733	2,95,60,854
Income	24,44,50,303	26,26,39,734	24,78,63,427	23,64,97,897
Expenditure	25,50,16,583	26,17,98,624	23,79,18,983	23,47,23,088
	1,05,66,280 (Deficit)	8,41,110 (Surplus)	99,44,444 (Surplus)	17,74,809 (Surplus)
Balance	2,26,21,220	3,39,12,843	4,30,16,177	3,13,35,663
Add—Recoupment of Advance made from the Surplus Cash Balance for Purchase of Capital Stores during 1963-64.	15,59,856
Total	2,26,21,220	3,39,12,843	4,30,16,177	3,28,95,519
Reservation for Advance	2,04,91,685	+ 1,76,214
Closing Balance	2,25,24,492	3,30,71,733

2. The details of reservation of advances etc.—

Increase in—	Rs.	Rs.
Capital Stores (Foras Road)	5,001	
Contribution towards Improvements Scheme	24,87,910	
Miscellaneous Advances Outstanding	1,35,84,595	
Reserve Stores Balance	18,62,281	
Renewed Grant	26,15,897	
	2,05,55,684	
Deduct—		
Decrease in Advances for Plant & Machinery		63,999
Net increase	2,04,91,685	

3. The net unhypothecated Surplus Cash Balance on 31st March 1965 was as under:—

	Rs.		Rs.
Capital Stores (Foras Road)	5,001	Surplus Revenue Fund as per Appendix 2.	6,78,82,702
Reserve Stock (including Foras Road Stock and Line Suspense Account).	63,92,589		
Advance for Plant and Machinery	24,02,384		
Miscellaneous Advances	3,65,58,236		
Minimum required by law	1,00,000		
Surplus Cash Balance	2,24,24,492		
Total	6,78,82,702	Total	6,78,82,702

4. The Opening and Closing Reserve Stores (Including Capital Stores) Balances for the year 1964-65 are compared below:—

	Opening Balance		Closing Balance		Increase Decrease
	Rs.	Rs.	Rs.	Rs.	
Serviceable Stores—					
Reserve Stores	41,14,562	59,23,553	+	18,08,991	
Reserve Stores (Foras Road Depot)	3,28,018	3,81,517	+	53,499	
Line Suspense Account	87,728	87,519	—	209	
Capital Stores	1,98,88,576	1,61,34,916	—	37,53,660	
Capital Stores (Foras Road Depot)	44,829	49,830	+	5,001	

5. The loan liabilities at the beginning and at the end of the year were as under:—

City Section

Outstanding debt on 1st April 1964	Loans raised during the year	Repayment during the year	Outstanding debt on 31st March 1965
Rs.	Rs.	Rs.	Rs.
52,80,11,634	3,45,78,933	5,34,69,815	50,91,20,752

The details of the loans raised are as stated below:—

- (1) Rs. 2,20,00,000 Being the loan of Rs. 2,20 lakhs issued at par with currency of 12 years at 5 per cent. interest per annum raised by public subscription out of Rs. 9,70 lakhs loan sanctioned under Corporation Resolution No. 764, dated the 16th September 1964 and G.R. No. LON 3264/C/2270-XVI, dated the 29th October 1964. The provision of Sinking Fund is sanctioned on 12 years basis improving at 3½ per cent.
- (2) Rs. 1,00,00,000 Being the loan issued at par at 4½ per cent. interest per annum with a currency of 25 years raised internally as sanctioned under C.R. No. 764, dated the 16th September 1964 and G.R. No. LON 3264/C/2270-XVI, dated the 29th October 1964.
- (3) Rs. 25,78,933 Being advances from Special Funds for purchase of Plant and Machinery repayable by annual equated instalments in five years at 4½ per cent. interest per annum.
- 3,45,78,933

The repayments during the year were as under:—

- (1) Rs. 59,05,830 Repaid to Government on the basis of payment from Revenue in respect of Advances taken from them.
- (2) Rs. 4,61,16,500 Repaid to Debenture holders out of Sinking Fund Investment.
- (3) Rs. 15,46,985 Repaid to different Special Funds out of Revenue on the basis of equated payments.
- 5,34,69,815

The position of the Sinking Fund is shown below:—

Amount of Fund on 1st April 1964	Interest etc. Received	Sinking Fund instalments	Total	Withdrawn for payment of loans	Amounts of funds on 31st March 1965
Rs.	Rs.	Rs.	Rs.	Rs.	Rs.
19,37,41,407	69,66,748	2,20,40,737	22,27,48,892	4,61,16,500	17,66,32,392

The value of the Securities held in the Sinking fund on the basis of market rates prevailing on 31st March 1965, including accrued interest and cash exceeds the actuarial amount of the Sinking Fund by Rs. 13,95,042 which is held in the Sinking Fund Account.

SUBURBS

The loan liabilities at the beginning and at the end of the year were as under:—

Outstanding debt as on 1st April 1964	Loan raised during the year	Repayment during the year	Outstanding debt on 31st March 1965
Rs.	Rs.	Rs.	Rs.
9,88,13,317	1,45,00,000	81,77,817	10,51,35,500

A Loan of Rs. 75 lakhs raised by public subscription during the year at 5 per cent. with a currency of 12 years sanctioned under Corporation Resolution No. 764, dated the 16th September 1964, and G.R. No. 3264/C/2270-XVI, dated the 29th October 1964 and a Loan of Rs. 70 lakhs was raised internally as sanctioned under Corporation Resolution No. 764, dated the 16th September 1964 and G.R. No. 3264/C/2270-XVI of 29th October 1964.

The position of Sinking Fund is shown below:

Amount of Fund on 31st March 1964	Interest, etc. realisation	Sinking Fund instalments	Withdrawal for payment of Loans	Amount of Fund on 31st March 1965
Rs.	Rs.	Rs.	Rs.	Rs.
2,15,18,784	8,08,479	82,91,222	80,00,000	2,26,18,485

The value of the securities held in the Sinking Fund Account on the basis of Market rates prevailing on 31st March 1965 including accrued interest and cash fell short of the actuarial amount of Sinking Fund by Rs. 2,74,433 which was held in the Sinking Fund Account.

EXTENDED SUBURBS

The Loan liabilities at the beginning and at the end of the year were as under:—

Outstanding debt as on 1st April 1964	Loans raised during the year	Repayment during the year	Outstanding debt on 31st March 1965
Rs.	Rs.	Rs.	Rs.
1,87,00,000	25,00,000	...	2,12,00,000

The position of Sinking Fund is shown below:—

Amount of Fund on 31st March 1964	Interest, etc. realisation	Sinking Fund instalments	Withdrawal for payment of Loans	Amount of Fund on 31st March 1965
Rs.	Rs.	Rs.	Rs.	Rs.
28,69,427	1,25,871	11,21,705	...	41,17,003

The value of securities held in the Sinking Fund Account on the basis of Market rates prevailing on 31st March 1965 including accrued interest and cash exceeded the actuarial amount of Sinking Fund by Rs. 1,06,917 which was held in the Sinking Fund Account.

6. The estimated income for the year was Rs. 24,44,50,303 and Revised Estimates was Rs. 26,26,39,734. The actuals amounted to Rs. 24,78,63,427 resulting in an increase of Rs. 34,13,124 on the Budget Estimates and decrease of Rs. 1,47,76,307 on the Revised Estimates.

TOWN DUTIES

7. The gross collections for the year were estimated at Rs. 1,74,30,000 the refunds and commission charges at Rs. 19,77,000 and the net revenue at Rs. 1,54,53,000. The revenue collected and paid into the Municipal Treasury in the year amounted to Rs. 1,86,29,010 and after deducting the amount of Rs. 31,94,530 (on account of refunds Rs. 29,40,451 and on account of fees for collection of Rs. 2,54,079 credited to the separate Revenue Heads) the net receipts amounted to Rs. 1,54,34,480 showing increase of Rs. 17,24,838 as compared with the actuals of the previous year.

REVENUE EXPENDITURE

For Divisions I, II and III

8. The final sanctioned grants amounted in the aggregate to Rs. 30,64,65,684 as follows:—

	Rs.
Budgets Grants	25,50,16,583
Unexpended Grants for previous years renewed for expenditure	2,96,43,947
Additional grants	2,18,05,154
Final sanctioned grants	30,64,65,684

The transfers from one Budget Head to another without affecting the total Budget provisions for the year amounted to Rs. 15,26,228.

9. Against the final grants for the year aggregating to Rs. 30,64,65,684 as stated above the actuals amounted to Rs. 23,79,18,983 leaving an unexpended balance of Rs. 6,85,46,701 at the close of the year. Of this a sum of Rs. 3,48,32,00 is being renewed for expenditure during 1965-66 against Rs. 3,22,16,403 in 1964-65 and the Balance of Rs. 3,37,14,401 is being allowed to lapse.

10. The percentage of establishment proper and of labour to the total expenditure for 1964-65 and the previous year is as given below:—

	Divisions	Percentage to total expenditure during	
		1964-65	1963-64
(1) Establishment proper and Dearness Allowance	I	14.44	11.53
	II	11.19	12.59
	III	18.03	14.73
(2) Labour and Dearness Allowances	I	17.20	17.16
	II	12.48	14.69
	III	13.62	14.06

LOAN WORK EXPENDITURE (CITY)

11. The opening balance on 1st April 1964 on account of Loan Funds excluding the Trust Fund was Rs. 3,39,03,444. Loans aggregating to Rs. 3,45,78,933 were raised during the year. A credit of Rs. 37,53,660 was received on account of transfer of stores under Capital Stock from Revenue Account to Loan Works Account. The total loan funds available for expenditure during the year were Rs. 7,22,36,037. The total expenditure incurred during the year amounted to Rs. 4,43,75,782 leaving a balance of Rs. 278,60,255 in the loan Fund at the close of the year.

The following statement compares the expenditure on Capital works with the Budget and Revised Estimates during the last three years:—

	Loans and Trust Fund			Percentage of actuals to Budget Estimates	Percentage of actuals to Revised Estimates
	Budget Estimates	Revised Estimates	Actuals		
	Rs.	Rs.	Rs.		
1962-63	6,85,53,250	9,43,02,856	3,19,08,655	47	34
1963-64	10,26,69,230	12,20,77,715	4,61,49,057	45	38
1964-65	10,90,51,279	14,00,08,529	4,45,93,680	41	32

The above figures do not include the amount on account of subvention and advances for purchase of Capital Stores, Stock etc. purchases.

The percentage of actual expenditure to the funds available works out to 61.

SUBURBS

The amount of New Loan proposed in the Budget as well as Revised Estimates for 1964-65 and actually raised to finance Capital Works Expenditure including purchase of Plant and Machinery was Rs. 1,45,00,000.

The Opening Balance on the 1st April 1964 on account of Loan Funds but excluding Trust Fund was Rs. 74,09,454. Adding to this Rs. 145 lakhs raised during the year, the total funds available for expenditure were Rs. 2,19,09,454. The total expenditure incurred during the year amounted to Rs. 1,51,32,093 leaving an unspent balance of Rs. 67,77,361 in the Loan Funds at the close of the year.

The following statement compares the expenditure on Capital Works with the Budget and Revised Estimates during the last three years:—

	Loan and Trust Fund			Percentage of actuals to Budget Estimates	Percentage of actuals to Revised Estimates
	Budget Estimates	Revised Estimates	Actuals		
	Rs.*	Rs.*	Rs.*		
1962-63	3,75,42,590	4,29,36,728	1,62,14,640	59	38
1963-64	3,90,10,560	5,68,13,610	1,42,53,848	37	25
1964-65	3,59,12,600	5,07,81,650	1,51,32,093	42	30

The above figures in Column marked* do not include the amount of Subvention.

The Revised Estimates for 1964-65 adopted by the Corporation were Rs. 5,09,81,650 including Rs. 2,00,000 on account of Subvention.

(EXTENDED SUBURBS)

The amount of new loan proposed in the Budget as well as Revised Estimates for 1964-65 and actually raised to finance Capital Works Expenditure including purchase of Plant and Machinery was Rs. 50 lakhs Rs. 25 lakhs and Rs. 25 lakhs respectively. A contribution of Rs. 4,00,000 was received from Government being the 1/3rd share of the expenditure incurred on the extension and improvement of (a) Water Supply (b) Sewerage and (c) Surface Drains.

The Opening Balance on the 1st April 1964 on account of Loan Funds but excluding Trust Fund was Rs. 35,88,391. Adding to this Rs. 4,00,000 received from Government as Contribution, and a loan of Rs. 25,00,000 raised during the year, the total funds available for expenditure were Rs. 64,88,391. The total expenditure incurred during the year amounted to Rs. 47,10,663 leaving an unspent balance of Rs. 17,77,728, in the Loan Funds at the close of the year.

The following statement compares the expenditure on Capital Works with the Budget and Revised Estimates during the last 3 years:—

Year	Loan and Trust Funds			Percentage of actuals to Budget Estimates	Percentage of actuals to Revised Estimates
	Budget Estimates	Revised Estimates	Actuals		
	Rs.	Rs.	Rs.		
1962-63	62,50,797	85,00,005	8,12,890	34	25
1963-64	1,02,44,000	1,03,87,800	40,00,548	40	39
1964-65	82,39,700	1,66,60,900	47,10,663	57	28

* The total expenditure was Rs. 21,19,968. The same is however, brought down to Rs. 8,12,890, as a result of credit of Rs. 13,07,078 from Budget B, being the cost of works of construction of quarters for Conservancy Staff at Malad, Mulund, Kandivli and Goregaon originally financed out of the Loan Funds of Budget F. The percentages are however, worked out on the total expenditure of Rs. 21,19,968 in order to show the matter in proper perspective.

SINKING FUND (CITY)

12. The book value of investment of the Sinking Funds amounted to Rs. 17,66,32,392 made up of Rs. 17,66,32,236 being the book value of securities and Rs. 156 in cash with the State Bank of India. Valuing the Municipal and Improvement Trust Debentures at par the market value of the Sinking Fund Investments held on 31st March 1965 comes to Rs. 16,99,11,491. This together with the amount of interest accrued upto 31st March 1965 viz., Rs. 14,95,759 and cash with the State Bank of India Rs. 156 brings the total amount of Sinking Fund to Rs. 17,14,07,406 and more than covers the amount viz., 17,00,12,364 to which the Sinking Fund should have accumulated upto 31st March 1965. The excess in the Sinking Fund Account was thus Rs. 13,95,042.

SUBURBS

The book value of investments of Sinking Fund as on 31st March 1965 amounted to Rs. 2,26,18,485 made up of Rs. 2,26,18,450 being the book value of securities and Rs. 35 in cash with the State Bank of India. Valuing the Municipal Debentures at par the market value of Sinking Fund Investments held on 31st March 1965 comes to Rs. 2,22,02,883. This together with amount of interest accrued upto 31st March 1965 viz., Rs. 3,11,454 and cash with the State Bank of India Rs. 35 brings the total amount of Sinking Fund to Rs. 2,25,14,372 and more than covers the amount viz., Rs. 2,27,88,805 to which the Sinking Fund should have accumulated upto 31st March 1965. The shortfall in the Sinking Fund account was thus Rs. 2,74,433.

EXTENDED SUBURBS

The book value of investment of the Sinking Fund as on 31st March 1965 amounted to Rs. 41,17,003 made up of Rs. 41,17,000 being the book value of the securities and Rs. 3 in cash with State Bank of India, Bandra. Valuing the Municipal Debentures at par, the Market value of Sinking Fund investment held on 31st March 1965 comes to Rs. 41,17,000. This together with the amount of interest accrued upto 31st March 1965 viz., Rs. 1,13,385 and Cash with the State Bank of India, Bandra of Rs. 3 brings the total amount of Sinking Fund to Rs. 42,30,388 and more than covers the amount viz., Rs. 2,41,23,471 to which the Sinking Fund should have accumulated upto 31st March 1965. The excess in the Sinking Fund Investment Account was thus Rs. 1,06,917.

INVESTMENT (CITY)

13. The total amount invested during the year, in Current Call and Fixed Deposit was Rs. 36,39,72,000 and the average rate of interest on all deposits was 4.04 per cent. as against 4.03 per cent. in the preceding year.

SUBURBS

The details of aggregate investments made during the year are as follows:—

	Amount	Average No. of days
	Rs.	
(1) Fixed Deposit	3,51,00,000	130.96
(2) Call Deposit	1,48,00,000	34.20

The interest earned during the year amounted to Rs. 6,30,918 and the details are as follows:—

	Rs.
(1) On Fixed Deposits	5,00,042
(2) On Call Deposits	43,608
(3) On Investment in Public Securities	87,268
Total	6,30,918

The average rates of interest on Call Deposits and Fixed Deposits were 3.14 per cent. and 3.97 per cent. as against 3.44 per cent. and 4.05 per cent. of the preceding year respectively. The rates realised on Call Deposits ranged from 3 per cent. to 4 per cent. while those realised on Fixed Deposits ranged from 3½ per cent. to 4½ per cent. The maximum rates realised on Call Deposits and Fixed Deposits during preceding year were 4 per cent. and 4½ per cent. respectively.

The average rates of interest on all Deposits was 3.89 per cent as against 4.02 per cent. in the preceding year.

EXTENDED SUBURBS

The details of aggregate investments made during the year are as follows:—

	Amount	Average Number of days
(1) Call Deposits	Rs. 38,00,000	118.79
(2) Fixed Deposits	2,45,00,000	134.08

The interest earned during the year amounted to Rs. 3,90,360 and the details are as follows:—

	Rs.
(1) Call Deposits	42,612
(2) Fixed Deposits	3,53,713
(3) On Investment in public securities	Dr. 5,965
Total	3,90,360

The average rates of interest realised on Call Deposits and Fixed Deposits were 3.04 per cent. and 3.90 per cent. as against 3.46 per cent. and 4.05 per cent. of the preceding year respectively. The rates realised on Call Deposits ranged from 1½ per cent. to 4 per cent. while those realised on Fixed Deposits ranged from 3½ per cent. to 4½ per cent. The maximum rates realised on Call and Fixed Deposits during the preceding year were 4 per cent. and 4½ per cent. respectively.

The average rates of interest on all deposits were 3.63 per cent. as against 3.97 per cent. in the preceding year.

RESERVE STOCK

14. The Opening Balance and the receipt of General Stores during the year as per books maintained in this office were Rs. 41,14,562 and Rs. 47,84,741 respectively and the issues amounted to Rs. 29,75,750. The closing Balance of General Stores was therefore Rs. 59,23,553 i.e., more by Rs. 18,08,991 than the opening Balance.

As against this the outstanding balance on 31st March 1965, according to Controller of Stores is Rs. 16,10,704. The difference of Rs. 43,12,849 is due to adjustment in respect of stores, etc., issued by the Controller of Stores to the departments not having been returned by them to this office in time for being adjusted in the accounts of 1964-65. The Opening Balance and the receipt of General Stores of Foras Road Depot during the year, as per this office books were Rs. 3,28,018 and Rs. 1,85,457 respectively and issues amounted to Rs. 1,31,958. The closing Balance of General Stores, Foras Road Depot was Rs. 3,81,517.

(CAPITAL STORES)

The opening Balance of Rs. 1,98,88,576 together with the receipts of Capital Stores during the year viz. Rs. 85,19,609 aggregates to Rs. 2,84,08,185. As against this, the issues during the year aggregate to Rs. 1,22,73,269 thus resulting in decrease of Rs. 37,53,660 in the closing Balance of Capital Stores viz., Rs. 1,61,34,916 compared with Opening Balance. The Opening Balance and the receipts of Capital Stores Foras Road Depot were Rs. 44,829 and Rs. 35,837 respectively and the issues amounted to Rs. 30,836 thus resulting in an increase of Rs. 5,001 in the Closing Balance of Capital Stores Foras Road Depot viz., Rs. 49,830 compared with Opening Balance.

STREET IMPROVEMENTS (CITY)

15. The provision made in the Revised Loan Works Budget for meeting claims on account of acquisition of set backs was Rs. 15,00,000 the expenditure being Rs. 14,98,867. This leaves a balance of Rs. 1,133. After deducting all ascertained time barred claims the undischarged commitments upto 31st March 1965 in regard to set backs already acquired and sanctioned to be acquired amount to Rs. 3,00,000 against which we have provision of Rs. 15,00,000 in Budget for 1965-66.

SUBURBS

The provision made in the Revised Loan Works Budget A Div. II for (1) meeting the claims on account of acquisition of set-backs and (2) work of adding set-backs was Rs. 6,00,000 against which an expenditure of Rs. 2,83,423 for acquisition and Rs. 3,06,945 (exclusive of 2½ per cent. supervision) for works of adding set-backs has been booked. The undischarged commitments as on 31st March 1965, in regard to set-backs already acquired and sanctioned to be acquired amount to Rs. 4 lakhs. In addition to this, further liability may be expected on account of further acquisition of set-backs that will be sanctioned during 1965-66.

LEVELLING, METALLING ETC. PRIVATE STREETS

16. The expenditure on the improvement of private streets is financed in the first instance from Plant and Machinery Depreciation Fund pending recovery from the house owners.

The following statement shows the figures of advance sanctioned, expenditure incurred and recoveries made during the last three years:—

Year	Expenditure				Recoveries inclusive of Interest and Supervision charges
	Actual Expenditure of work	Supervision charges	Interest etc. advances	Total	
	Rs.	Rs.	Rs.	Rs.	Rs.
1962-63	29,326	29,326	11,888
1963-64	27,860	27,860	14,614
1964-65	31,072	31,072	8,282

Balance of Supervision charges outstanding as on 31st March 1965 is Rs. 31,076.

IMPROVEMENT SCHEME

General Account

INCOME

17. The total income for the year amounted to Rs. 1,56,29,020 against Rs. 1,44,91,540 for the previous year showing a net increase of Rs. 11,37,480 viz. increase of (1) Rs. 1,34,940 under Rent and other Proceeds of Properties (2) Rs. 10,00,000 under Grant-in-aid from Government for meeting the deficit in General Account and (3) Rs. 19,998 under Interest and profit on investment and (4) Rs. 1,33,322 under Miscellaneous Receipts counterbalanced by decrease of Rs. 1,50,780 under Contribution from Municipal Corporation.

EXPENDITURE

18. The total expenditure for the year aggregated to Rs. 1,60,18,508 against Rs. 1,63,49,309 for the previous year showing a decrease of Rs. 3,30,801. This is made up of decrease of Rs. 4,72,297 under Maintenance of properties and Streets counterbalanced by increase of Rs. 1,41,496 under Debt Charges. The expenditure of Rs. 1,60,18,508 comprises expenditure of Rs. 70,79,197 under Maintenance of Properties and Streets inclusive of cost of Management and Establishment and Rs. 89,39,311 under Debt charges. The deficit of Rs. 3,89,488 in the General Account is transferred to Capital Account.

19. The loan liabilities at the beginning of the year stood at Rs. 15,75,45,429. The repayment of loan during the year amounted to Rs. 61,09,246 out of which Rs. 10,25,246 were repaid to Government on the basis of equated payments and Rs. 50,84,000 to the debenture holders. The outstanding loan liabilities at the close of the year thus stood at Rs. 15,14,36,183.

Out of this the amount outstanding on account of Government loans aggregating to Rs. 6,96,63,183 requires some explanation. All the debentures in respect of loans aggregating to Rs. 4,76,00,000 originally raised from Government have now been repurchased according to the approved programme for Sinking Fund Investments. The liability to Government on this Account is, therefore, only Rs. 2,20,63,183.

CAPITAL ACCOUNT

20. The opening Balance on 1st April 1964 was Rs. 85,61,657. During the year under report receipts on account of sale proceeds of lands and buildings amounted to Rs. 6,17,861. The total funds available were thus Rs. 91,79,518. The total expenditure incurred amounted to Rs. 65,23,058. The Deficit in the General Account for the year which amounted to Rs. 3,89,488 was transferred to the Capital Account. The unspent balance at the close of the year stood at Rs. 22,66,972.

EXPENDITURE ON SCHEMES

21. The actual expenditure incurred during the year on Schemes amounted to Rs. 65,23,058 as against the Revised Estimates of Rs. 2,26,34,050 including Rs. 13,00,990 on account of cost of Management and Establishment.

SINKING FUND

22. The position of the Sinking Fund is as shown below:—

Amount of Fund on 1st April 1964	Interest etc. realisation	Sinking Fund Instalment	Withdrawn for payment	Amount of Fund on 31st March 1965
Rs.	Rs.	Rs.	Rs.	Rs.
6,89,26,150	30,00,279	14,00,640	50,84,000	6,82,43,069

The Sinking Fund as on 31st March 1965 amounts to Rs. 6,82,43,069 of which Rs. 6,82,43,007 represent the book value of the securities and Rs. 62 in cash with the State Bank of India. Valuing the Bombay Improvement Trust and Municipal Debentures at par the market value of the Sinking Fund investments held on 31st March 1965 comes to Rs. 6,85,13,357. This together with the amount of interest accrued upto 31st March 1965, *viz.*, Rs. 1,70,406 and cash with the State Bank of India, *viz.*, Rs. 62 brings the total amount of Sinking Fund to Rs. 6,86,83,825 against Rs. 5,63,11,219 the amount to which the Sinking Fund should have accumulated upto 31st March 1965. The excess in the Sinking Fund Investment account is thus Rs. 1,23,72,606.

23. The gross capital liabilities of the Improvement Scheme stood at Rs. 15,61,94,673 at the close of the year and the Assets at Rs. 34,96,04,428 including the book value of funds comprised in Schedules 'W' & 'X' resulting in a surplus of Rs. 19,34,09,754.

IMPROVEMENT SCHEMES ACCOUNT

SLUM CLEARANCE ACCOUNT.

General Account (City and Suburbs)

CITY SECTION

INCOME

24. The total income for the year amounted to Rs. 11,41,968 against Rs. 8,98,895 for the previous year showing a net increase of Rs. 2,43,073. This is made up of increase of (i) Rs. 1,74,113 under Rent and other proceeds of the properties and (ii) Rs. 68,960 under Interest and Profits on investment.

EXPENDITURE

The expenditure for the year amounted to Rs. 14,91,816. This is made up of Rs. 4,97,796 under maintenance of properties and street and Rs. 9,94,020 under Debt Charges resulting in a deficit of Rs. 3,49,848 at the close of the year, which was transferred to Capital Account.

SUBURBAN SECTION

INCOME

The total income for the year amounted to Rs. 18,72,330 against Rs. 17,88,214 for the previous year showing a net increase of Rs. 84,116 *i.e.*, increase of (i) Rs. 24,838 under Rent and other proceeds of properties (ii) Rs. 48,688 under contribution from Budget 'D' and (iii) Rs. 10,590 under Interest and Profits on investment.

EXPENDITURE

The expenditure for the year amounted to Rs. 5,26,352. This is made up of Rs. 46,632 under Maintenance of Properties and Rs. 4,79,720 under Debt Charges. The net surplus of Rs. 13,45,978 was transferred to Capital Account balance sheet.

SLUM CLEARANCE—CITY

CAPITAL ACCOUNT

25. (i) The Opening Balance on 1st April 1964 was Rs. 13,12,621. The amount of Rs. 4,52,405 was received from Government as loan. An amount of Rs. 4,23,399 was received from Government as Grant-in-Aid. A loan of Rs. 30,00,000 was raised from Public. Thus the total funds available for expenditure were Rs. 51,88,425. The total expenditure amounted to Rs. 10,51,746. The deficit in the General Account amounting to Rs. 3,49,848 was transferred to Capital Account. The unspent balance at the close of the year stood at Rs. 37,86,831.

SINKING FUND

(ii) The position of the Sinking Fund is as shown below:—

Amount of Fund on 1st April 1964	Interest realisation	Sinking Fund instalment	Withdrawn for payment	Amount of Fund on 31st March 1965
Rs.	Rs.	Rs.	Rs.	Rs.
11,74,022	42,525	2,85,565	15,02,112

The Sinking Fund as on 31st March 1965 amounts to Rs. 15,02,112 of which Rs. 15,01,824 represent the book value of the securities and Rs. 288 in cash with the State Bank of India. Valuing the Bombay Improvement Trust and Municipal Debentures at par, the market value of the Sinking Fund Investment held on 31st March 1965 comes to Rs. 15,02,600. This together with the amount of interest accrued upto 31st March 1965, viz., Rs. 7,665 and cash with the State Bank of India, viz., Rs. 288 brings the total amount of Sinking Fund to Rs. 15,10,553 against Rs. 15,06,643 the amount to which the Sinking Fund should have accumulated upto 31st March 1965. The excess in Sinking Fund Investment account is thus Rs. 3,910.

SLUM CLEARANCE—(SUBURBS)

CAPITAL ACCOUNT

(iii) The Opening Balance on 1st April 1964 was Rs. 63,16,579.

In addition to this an amount of Rs. 8,28,175 was received as Loan from Government. An amount of Rs. 10,02,187 was received as subsidy from Government. The total funds available for expenditure were Rs. 81,46,941. The total expenditure amounted to Rs. 27,80,112 leaving an unspent balance of Rs. 67,12,807 which includes Rs. 13,45,978 as revenue surplus transferred to Capital Account.

(iv) The position of Sinking Fund is as follows:—

Amount of Fund on 1st April 1964	Interest realisation	Sinking Fund Instalment	Withdrawn for payment	Amount of Fund on 31st March 1965
Rs. 1,28,371	Rs. 5,839	Rs. 1,28,370	Rs.	Rs. 2,62,580

The Sinking Fund as on 31st March 1965 amounts to Rs. 2,62,580 of which Rs. 2,62,500 represent the Book value of the securities and Rs. 80 in cash with the State Bank of India. Valuing the Bombay Municipal Debentures at par, the market value of the Sinking Fund Investment held on 31st March 1965, comes to Rs. 2,62,500. This together with the amount of interest accrued upto 31st March 1965 viz., Rs. 197 and cash with the State Bank of India viz., Rs. 80 brings the total amount of the Sinking Fund to Rs. 2,62,777 against Rs. 2,61,388 the amount to which the Sinking Fund should have accumulated upto 31st March 1965. The excess in the Sinking Fund Investment account is thus Rs. 1,389.

EDUCATION FUND

26. (i) The following summarises the transactions for the year pertaining to Revenue and the Actuals for the preceding year:—

	1964-65			Actuals for 1963-64
	Budget Estimates	Revised Estimates	Actuals	Actuals for 1963-64
	Rs.	Rs.	Rs.	Rs.
Opening Balance	23,45,000	65,71,000	65,71,022	51,58,355
Income	4,53,44,170	4,52,65,244	4,55,17,351	4,18,14,252
Expenditure	4,71,87,376	5,02,66,453	4,51,93,089	3,97,88,433
	18,43,206	50,01,209	+ 3,24,262	+ 20,25,819
Balance	5,01,794	15,69,791	68,95,284	71,84,174
Reservation for Advances, etc., shown below:—	...	+ 20,60,000	— 5,84,794	— 6,13,152
	5,01,794	36,29,791	63,10,490	65,71,022

(ii) Details of reservation of Advances, etc. are—

Increase in—	Rs.	Rs.
Renewed Grants	3,67,935	
Miscellaneous Advances	2,28,262	5,96,197*
Deduct—		
Decrease in—		
Advances for Plant and Machinery		11,403
Net Increase		5,84,794

(iii) The net unhyponthecated Surplus Cash Balance on 31st March 1965 was as under :—

Liability	Assets
Rs.	Rs.
Advance for Plant and Machinery ... 45,614	Surplus Revenue Fund as per Appendix No. 31 ... 75,38,827
Miscellaneous Advance ... 11,82,723	
Minimum required by law ... 20,000	
Surplus Cash Balances ... 62,90,490	
Total ... 75,38,827	Total ... 75,38,827

(iv) The Loan Liabilities at the beginning and at the end of the year were as under :—

Outstanding debt on 1st April 1964	Loans raised during the year	Repayment during the year	Outstanding debt on 31st March 1965
Rs.	Rs.	Rs.	Rs.
5,23,50,000	1,25,00,000	18,29,000	6,30,21,000

(v) The position of Sinking Fund is shown below :—

Amounts of Fund on 1st April 1964	Interest, etc., realised	Sinking Fund Instalments	Total	Withdrawn for payment of Loans	Amount of fund on 31st March 1965
Rs.	Rs.	Rs.	Rs.	Rs.	Rs.
98,57,944	4,28,602	33,52,514	1,36,39,060	18,29,000	1,18,10,060

The value of Securities held in Sinking Fund Account on the basis of market rates, prevailing on 31st March 1965, including accrued interest and cash exceeded the actual amount of the Sinking Fund by Rs. 19,147 which is held in the Sinking Fund Account.

INCOME

(vi) The estimated income for the year was Rs. 4,53,44,170 and the Revised Estimate was Rs. 4,52,65,244. The actuals amounted to Rs. 4,55,17,351 resulting in an increase of Rs. 1,73,181 on the Budget Estimates and an increase of Rs. 2,52,107 on the Revised Estimates. The rate of Education Cess was continued at 2½ per cent. of rateable value on buildings and lands the rateable value of each of which is not less than Rs. 300 per annum and 2 per cent. of the rateable value on buildings and lands, the rateable value of each of which is less than Rs. 300 per annum but not less than Rs. 75 per annum.

EXPENDITURE

(vii) The final sanctioned Grants amounted in the aggregate to Rs. 5,25,68,416 as follows :—

	Rs.
Budget Grants ...	4,71,87,376
Unexpended Grants for previous years renewed for expenditure ...	28,49,627
Additional Grants ...	25,31,413
Final sanctioned Grants	5,25,68,416

The transfers from one Budget to another without affecting the total Budget Provision of the year amounted to Rs. 89,090.

(viii) Against the final grant of the year aggregating to Rs. 5,25,68,416 as stated above, the actuals amounted to Rs. 4,51,93,089 leaving an unexpended balance of Rs. 73,75,327 at the close of the year. Of this, a sum of Rs. 36,85,403 is being renewed for expenditure during 1965-66 against Rs. 28,49,627 in 1964-65, the balance viz., Rs. 36,89,924 being allowed to lapse as savings.

(ix) The percentage of Establishment cost inclusive of expenditure on Dearness Allowance and Provident Fund, Pension, etc., charges to the total expenditure for 1964-65 as compared with the previous year's percentage is given below:—

	Percentage to the total expenditure during	
	1964-65	1963-64
(1) Establishment	70.50	69.48
(2) Labour	7.35	6.93

LOAN FUNDS

(x) The Opening Balance on 1st April 1964 on account of Loan Funds excluding the Trust Funds was Rs. 71,59,415. The amount of new loan proposed in the Budget for 1964-65 was Rs. 200 lakhs. A loan of Rs. 125 lakhs was raised during the year. The total Loan Funds available for expenditure during the year thus amounted to Rs. 1,96,59,415.

The expenditure incurred on Loan Works during the year amounted to Rs. 84,86,418. The expenditure on account of Advance for purchase of furniture for new school buildings during the year was Rs. 9,53,848 and the amount recouped was Rs. 2,19,142. The closing balance at the end of the year was Rs. 1,04,38,291.

(xi) The following statement contrasts the expenditure on capital works with the Budget and the revised Estimates during the last three years:—

	LOAN AND TRUST FUND			Percentage of actuals to Budget Estimates	Percentage of actuals to Revised Estimates
	Budget Estimates	Revised Estimates	Actuals		
	Rs.	Rs.	Rs.		
1962-63	1,17,37,108	1,90,26,808	79,85,535	68	42
1963-64	2,50,57,000	2,22,01,630	1,07,36,136	43	48
1964-65	2,72,46,000	2,18,53,922	85,41,818	31	39

The above figures do not include the amount on purchase of furniture for new school buildings.

The percentage of actual expenditure to the funds available works out to 43.

(xii) The Book Value of investments of Sinking Fund as on 31st March 1965 amounted to Rs. 1,18,10,060 made up of Rs. 1,18,09,968 in Securities and Rs. 92 in cash with the State Bank of India. Valuing the Municipal Debentures at par, the market value of the Sinking Fund investment held on 31st March 1965 comes to Rs. 1,16,60,277. This together with the amounts of interest accrued upto 31st March 1965 viz., Rs. 1,79,768 and cash with the State Bank of India of Rs. 92 brings the total amount of Sinking Fund to Rs. 1,18,40,137 and more than covers the amount viz., Rs. 1,18,20,990 to which the Sinking Fund should have accumulated upto 31st March 1965. The excess in the Sinking Fund Investment account was thus Rs. 19,147.

(xiii) The total amount invested during the year in Call and Fixed Deposits was Rs. 5,86,00,000 and the average rate of interest on all Deposits was 4.03 per cent. as against 3.86 per cent. in the preceding year.

R. G. GULGULE,
Chief Accountant.

APPENDICES

MUNICIPAL ACCOUNT

- No. 1.—General Financial Statistics.
- No. 2.—Statement of Surplus Revenue Fund for 1964-65.
- * No. 3.—Statement showing the Income realised during 1964-65 as compared with estimates for the year as also with the actuals for the preceding year.
- * No. 4.—Statement showing the expenditure during 1964-65 as compared with the Final sanctioned grants.
- No. 5.—Balance Sheet (Revenue) as at 31st March 1965. City, Suburbs & Extended Suburbs.
- * No. 6.—Statement of Special Funds for 1964-65.
- No. 7.—Balance Sheet (Capital Funds) as at 31st March 1965. City, Suburbs & Extended Suburbs.
- No. 8.—Block Account, showing details of Capital Expenditure upto 31st March 1965. City, Suburbs & Extended Suburbs.
- * No. 9.—Statement showing (1) the total amount of Municipal loans raised (2) the expenditure incurred there against and (3) the invested balance of the loans on 31st March 1965.
- * No. 10.—Statement showing the actual investment on account of the Sinking Fund of different Municipal Loans upto 31st March 1965 compared with the amounts which should have accumulated upto that date on the basis of the fixed instalments and the sums set aside as Sinking Fund as at 31st March 1965.
- No. 11.—Statement showing outstanding loans due by the Municipality, the interest outstanding on 1st April 1964 on the different loans, the amount payable for the year 1964-65, the amount paid by the State Bank of India and in office during that year and the balances outstanding on 31st March 1965. City, Suburbs & Extended Suburbs.
- * No. 12.—Water Works, Income and Expenditure Account, including statement of income realizations for 1964-65 and preceding 5 years from Water supply through meters.
- * No. 12A.—Supplementary to No. 12 Statement showing the quantity of water by meter supplied during 1960-61 to 1964-65.
- * No. 12A.—Water Works Assets and Liabilities.
- * No. 13.—Markets and Slaughter Houses, Income and Expenditure Account for 1964-65.
- * No. 14.—Municipal Printing Press, Income and Expenditure for the year 1964-65.
- * No. 14A.—Statement of Advance of Accounts for 1964-65.
- * No. 14B.—Statement of Advance Accounts out of Special Funds for 1964-65.
- * No. 14C.—Statement of Deposit Accounts for 1964-65.
- * No. 14D.—Statement of Reserve Stocks Stock Accounts for 1964-65.
- * No. 14E.—Statement of interest accrued but not paid in respect of the Municipal loans outstanding on 31st March 1965.
- * No. 14E(1)—Statement showing details of Debt Equalisation Fund.
- No. 15.—Statement of amounts of receipts and expenditure respectively, credited and debited to the Municipal Fund during the year 1964-65 and the balance at the credit of the fund at the close of the year 1964-65 (i.e., 31st March 1965). City, Suburbs & Extended Suburbs.
- * No. 16.—Comparison of Face, Purchase and Market values at 31st March 1965 of the different securities held in the Special Funds.
- * No. 16A.—Comparison of Face, Purchase and Market values at 31st March 1965 of the different securities held in the Sinking Funds.
- * No. 16B.—Statement showing the amount of and the object for which the donations held under Public Monuments Maintenance Fund were received from different parties upto 31st March 1965.
- * No. 16C.—Statement showing the amount of and the object for which the endowments held under Endowments Fund were received from different parties upto 31st March 1965.
- * No. 17.—Statement of Town Duties collected and refunds allowed in 1964-65.
- * No. 18.—Statement of the Income of the Bombay Municipality from 1960-61 to the close of the financial year 1964-65.
- * No. 19.—Statement of the Expenditure of the Bombay Municipality from 1960-61 to the close of the financial year 1964-65.
- * No. 20.—Contrasted statement of Income and Expenditure from the year 1960-61 to the financial year 1964-65.

IMPROVEMENT SCHEMES ACCOUNT

- * No. 21.—General Financial Statistics.
- No. 22.—General Account for the year 1964-65.
- No. 22A.—Slum Clearance Account City (General Account).
- No. 22B.—Slum Clearance Account Suburban (General Account).
- * No. 23.—General Account for 1964-65—Details of Income.
- * No. 24.—General Account for 1964-65—Details of Expenditure.
- No. 25.—Balance sheet (Capital Account) as at 31st March 1965.
- No. 25A.—Balance sheet Slum Clearance City.
- No. 25B.—Balance sheet Slum Clearance Suburbs.
- No. 26.—Block Account showing Capital Expenditure upto 31st March 1965.
- No. 26A.—Block Account showing Capital Expenditure upto 31st March 1965.—for Slum Clearance City.
- No. 26B.—Block Account showing Capital Expenditure upto 31st March 1965 for Slum Clearance Suburbs & Extended Suburbs.
- * No. 27.—Statement showing scheduled land as specified in the Schedules W to Z annexed to Act XIII of 1933.
- * No. 28.—Statement showing the actual investments on account of the Sinking Fund of different Improvement Trust 31st March 1965.
- * No. 28A.—Statement showing actual investments on account of Sinking Fund for Slum Clearance upto 31st March 1965 compared with the amounts which should have accumulated upto that date on the basis of the fixed instalments and the sums set aside as Sinking Fund, as at 31st March 1965.
- * No. 28-B.—Slum Clearance (Suburb) Sinking funds as on 31-3-1965.
- * No. 29.—Statement showing outstanding loans of the Bombay Improvement Trust due by the Municipality, the interest outstanding on 1st April 1964 on the different loans, the amount payable for the year 1964-65, the amount paid during the year and the balances outstanding on 31st March 1965.
- No. 29A.—Statement showing outstanding loan of the Slum Clearance Scheme (City) Budget B upto 31st March 1965.
- * No. 30.—Comparison of Face, Purchase and Market values at 31st March 1965 of the different securities held in the Sinking Fund.
- * No. 30A.—Comparison of Face, Purchase and Market values at 31st March 1965 of the different securities held in the Slum Clearance.

EDUCATION FUND

- No. 31.—Revenue Account for the year ended 31st March 1965.
- * No. 32.—Statement showing Net Receipts during the year 1964-65 from all sources as contrasted with the original and Revised Budget Estimates.
- * No. 33.—Statement showing actuals as compared with the final sanctioned grants for 1964-65.
- No. 34.—Revenue Account Balance Sheet as at 31st March 1965.
- No. 35.—Capital Fund Balance Sheet as at 31st March 1965.
- * No. 36.—Block Account showing details of Capital Expenditure upto 31st March 1965.
- No. 37.—Statement showing outstanding loan due by the Municipality, the interest outstanding on 1st April 1964 on different loans, the amount payable for the year 1964-65 the amount paid by the State Bank of India and in office during that year and the balances outstanding on 31st March 1965.
- * No. 38.—Statement showing the actual investment on account of the sinking Fund of different Education Loans upto 31st March 1965 compared with the amounts which should have accumulated upto that date on the basis of the fixed instalments and the sums set aside as Sinking Fund as at 31st March 1965.
- * No. 39.—Statement of Advances for 1964-65.
- * No. 39A.—Statement of Deposit Accounts for 1964-65.
- * No. 39B.—Statement of interest accrued but not paid in respect of the Municipal loans outstanding on 31st March 1965.
- No. 40.—Statement showing the amounts of receipts and Expenditure respectively credited and debited on the Education Fund during the year 1964-65 and the balance at the credit of the fund at the close of the year 1964-65. (i.e., 31st March 1965).
- * No. 41.—Comparison of Face, Purchase and Market value at 31st March 1965 of the different securities held in the Sinking Funds.
- * No. 41.A.—Statement showing the amount of and object for which the endowments held under the Endowment Fund were received from different parties upto 31st March 1965.

APPENDIX No. 1

General Financial Statistics

	1960-61.	1961-62	1962-63.	1963-64.	1964-65.
<i>General.</i>					
1. Area of the Greater Bombay (acres)	1,08,159	1,08,159	1,08,159	1,08,159	10,8315
2. Population ...	41,48,945	41,52,056	* 41,52,056	* 41,52,056	*41,52,056
<i>Rates and Assessments.</i>					
3. Rateable value Rs.	40,43,54,751	42,28,48,678	44,61,89,704	47,57,60,641	50,02,90,389
4. Rateable value per head of population.	Rs. 97-46	Rs. 101-46	Rs. 107-46	Rs. 114=58	Rs. 120-49
5. Properties registered in the Assessment Book	1,29,307	1,31,771	1,34,398	1,39,936	157,725
<i>Income.</i>					
	Rs. at 19 per cent.	Rs. at 19 per cent.	Rs. at 19 per cent.	Rs. at 24 per cent.	Rs. at 24 per cent.
6. General Tax ...	6,66,55,619	6,84,89,741	7,28,49,559	9,05,32,119	9,73,74,201
7. Income from other sources ...	10,73,03,711	12,14,42,522	14,84,04,692	14,59,65,778	15,04,89,226
Total Income Rs.	17,39,59,330	18,99,32,263	22,12,54,251	23,64,97,897	24,78,63,427
8. Incidence of Taxation per head ...	Rs. 34-67	Rs. 35-79	Rs. 40-94	Rs. 46=40	Rs. 48=75
<i>Loans.</i>					
	Rs.	Rs.	Rs.	Rs.	Rs.
9. Debt outstanding ...	52,04,92,858	55,90,63,840	60,80,64,435	64,55,24,951	63,54,56,252
10. Redemption and Sinking Funds in hand or invested ...	12,09,31,160	14,95,63,550	18,39,50,948	21,52,60,191	19,92,50,877
11. Net Loan Debt ...	39,95,61,698	40,95,00,290	42,41,13,487	43,02,64,760	43,62,05,375
12. Net Debt per head of population ...	Rs. 96-30	Rs. 98-63	Rs. 102-15	Rs. 103=63	Rs. 105=50
<i>Expenditure.</i>					
	Rs.	Rs.	Rs.	Rs.	Rs.
13. Water Works—Maintenance ...	1,41,63,628	1,53,48,377	2,04,93,990	2,14,69,723	2,06,24,250
Debt Charges ...	2,33,90,569	3,41,63,854	3,36,37,478	3,78,48,333	3,29,49,026
14. Primary Education ...	1,51,18,002	2,13,02,530	2,33,00,178	2,63,29,030	2,87,59,244
15. Medical Relief ...	2,00,90,939	1,97,43,802	2,10,40,972	2,45,27,915	2,76,06,757
16. Other City services ...	7,05,04,200	7,85,71,418	8,34,57,535	9,42,07,553	9,70,73,137
17. Debt Charges—excluding Water Works...	1,51,27,824	1,75,15,054	2,61,79,410	3,03,40,534	3,09,06,569
Total Expenditure Rs. ...	15,83,95,162	18,66,45,035	20,81,10,063	23,47,23,088	23,79,18,983

* As per Census 1961.

APPENDIX No. 2

Revenue Account for the year ended 31st March 1965.

Particulars		Total		Particulars		Total	
		Rs.	P.			Rs.	P.
To Revenue Expenditure as per Appendix No. 4	...	23,79,18,983	55	By Revenue Receipts as per Appendix No. 3	...		
To Balance being Surplus for the year	...	99,44,443	54			24,78,63,427	09
		24,78,63,427	09			24,78,63,427	09
To Contribution towards Improvement Schemes during 1965-66	...	88,41,850	00	By Surplus Revenue Fund, as at 1st April 1964	...	6,30,42,065	91
.. Revenue Expenditure to be incurred in 1965-66 and provided for as renewed grants	...	3,48,32,300	00	.. Surplus for the year	...	99,44,443	54
		4,36,74,150	00	.. Contribution towards Improvement Schemes during 1964-65	...	63,53,940	00
.. Balance being Surplus Revenue Fund as at 31st March 1965 as per Appendix No. 5 of Div. I, II, III (Combined)	...	6,78,82,702	45	.. Revenue of previous years reserved for the year 1964-65	...	3,22,16,403	00
		11,15,56,852	45			3,85,70,343	00
		11,15,56,852	45			11,15,56,852	45

**Appendix No. 5
(CITY)**

Revenue Account Balance Sheet as at 31st March 1965

LIABILITIES.		Rs.	P.	ASSETS.		Rs.	P.
Debts—				Cash at Bank ... 83,80,062 68			
Due on Cash Bills Outstanding Account	...	81,481	91	Cash in Office	...	94,56,823	19
" Cheques payable	...	56,39,597	11	Municipal Loans—Interest warrants Payable Account	...	1,38,600	01
" Stores purchased, Outstanding Accounts	...	8,93,971	86	B. I. Trust Loans—Interest warrants Payable Account	...	6,987	39
" Outstanding Charges for 1964-65 and previous years	...	2,62,50,500	00	Interest on B. I. Trust Loans Payable Account	...	4,118	96
" Outstanding Charges on account of Interest accrued but not paid (Vide details shown in Appendix No. 14-E)	...	30,60,147	54	Interest Receivable Account	...	3,38,740	00
" Debt charges Equalization Fund [Vide Appendix 14E (I)]	...	26,20,241	76			1,83,25,332	23
Improvement Schemes—				Debts—			
Contribution falling due in 1964-65	...	65,23,460	00	Due for Stores sold	...	54,54,008	59
Deposits in Cash and Public Securities from Contractors and private parties (Vide details shown in Appendix No. 14-C)...				Stock—(Vide Appendix No. 14-D)			
		7,23,46,193	62	Stock (Reserve Stores)	...	59,23,553	21
		11,74,15,593	80	Stock (Reserve Stores) Foras Road Depot	...	3,81,516	73
Public Monuments Maintenance Fund (vide details shown in Appendix No. 16-B)				Line Suspense Account			
		1,31,815	74			63,92,588	64
Endowments Fund (vide details shown in Appendix No. 16-C)				Capital Stores—			
		12,30,436	71	Stock	...	5,000	37
		13,62,252	45	Stock (Foras Road Depot.)	...	5,000	37
Stock Account—				Plant and Machinery ... 23,51,189 96			
Capital Purchases Account.	...	Dr. 13,76,323	03	Advances, Recoverable—(Vide Appendix No. 14-A)			
Stock Adjustment Account	...	7,762	32	Departmental Works	...	99,80,189	86
		Dr. 13,68,560	71	Private Works	...	19,47,658	28
Special Funds as at 31st March 1963—				Asphalt Plant Crushers, etc.			
Municipal Fire and Accident Insurance Fund	...	29,02,007	55	Municipal Officers	...	1,24,62,946	78
Net Premia Fund	...	45,72,785	67	Sundries—Miscellaneous—Advances	...	2,39,568	30
Provident Fund	...	13,02,45,906	40	Municipal Tenderers, Contractors, etc.	...	2,93,38,876	04
Fines Fund	Purchase of Petrol	...	48,427	91
Plant and Machinery Depreciation Fund	...	32,27,019	80	Improving common House Gullies	...	8,78,722	55
Hospital Fund	...	19,70,531	91	Demolition of unauthorised Structures etc.	...	10,000	00
K. E. M. Hospital and G. S. M. College Equipment Fund	...	1,61,281	98			3,63,229	55
G. S. M. College and K. E. M. Hospital Research Fund	...	1,89,403	24			5,54,69,619	27
Fidelity Guarantee Insurance Fund	...	2,65,596	28	Deposits in G. P. notes with Central Rly. and with D. G. S. New Delhi ... 5,90,865 00			
Welfare Fund	Advances out of Special Funds—(Vide Appendix No. 14-B)			
Land (Reclamation and Acquisition) Fund	...	66,32,463	13	Advances from Plant and Machinery Depreciation Fund for Levelling, Metalling etc., Private Streets	...	6,48,931	67
Pension Fund	...	2,30,09,877	47	Amount advanced from Net Premia Fund for the purchase of Plant and Machinery for the Municipal Printing Press	...	22,883	22
Gratuities Fund	...	19,37,518	86	Advances for meeting Capital Expenditure from :—			
		17,51,14,392	29	Municipal Fire and Accident Insurance Fund	...	3,49,311	72
Reserve Purchase Foras Road.	...	1,789	50	Plant and Machinery Depreciation Fund	...	11,48,635	35
		29,25,25,467	33	Net Premia Fund	...	17,63,444	38
Carried Forward				K. E. M. Hospital & G.S.M. College Research Fund...	...	5,41,134	28
				Hospital Fund	...	26,03,771	16
				Land (R & A) Fund	...	12,523	48
				G.S.M. Collage and K.E.M. Hosp. Equipment Fund...	...		
						70,90,635	26
				Deposits in Public Securities—			
				With the State Bank of India ... 42,95,375 00			
				In Office ... 8,20,725 00			
						51,16,100	00
				Carried Forward	...	10,07,95,339	32

Appendix No. 5—(Concl.)

(CITY)

LIABILITIES	Rs.	nP.	ASSETS.			Rs.	nP.
Brought forward ...	29,25,25,467	33	Brought forward ...			10,07,95,339	32
Surplus Revenue Fund as per Appendix No. 2 ...	6,74,53,492	39	Investment— Special Funds* Municipal Fire and Accident Insurance Fund ...	In Securities. Ra. nP.	Deposits in Cash, Call, Fixed & Current A/c. Ra. nP.	25,52,695	83
			Net Premia, etc., on different Municipal Loans ...			27,86,458	07
			Provident Fund ...	13,02,45,754	14	152	26
			Plant and Machinery Depreciation Fund ...	6,04,924	00	8,24,528	78
			Hospital Fund ...			14,29,397	63
			K.E.M. Hospital and G.S.M. College Equipment Fund.	1,48,723	75	34	75
			G.S.M. College and K.E.M. Hospital Research Fund	96,400	00	93,003	24
			Fidelity Guarantee Insurance Fund ...	81,002	82	1,84,593	46
			Land (Reclamation & Acquisition) Fund ...			40,28,691	97
			Welfare Fund ...				
			Pension Fund ...	1,43,27,868	00	86,82,009	47
			Gratuities Fund ...	19,37,466	00	52	86
				14,82,89,738	71	1,97,34,018	32
			Investment of Surplus moneys In Public Securities:				
			3% Conversion Loan 1946†**	37,514	57		37,514
			Public Monuments Maintenance Fund (Vide Appendix No. 16-B) ...	1,31,723	74	92	00
			Endowments Fund (Vide Appendix No. 16-C) ...	12,30,398	16	38	55
			Surplus Fund—	Face Value.	Book Value.		
			In Securities,—				
			3 % G. P. Notes ...	900	432		
			3 % Con. Loans ...	2,72,400	2,72,441	63	
			4 % Madhya P. Dev. Loan ...	22,100	21,879		
			3½ % U. P. E. E. Bonds ...	53,800	53,262		
			2½ % U. P. Z. C. Bonds ...	7,50,000	1,84,992	59	
			4½ % B. M. Debentures ...	1,00,00,000	1,00,00,000		
			4½ % B. M. Debentures ...	6,19,000	6,19,000		
			4½ % B. M. Debentures ...	14,58,900	14,51,665	50	
			4 % Do. ...	19,32,900	19,23,235	50	
			4 % Do. ...	4,02,800	4,02,800		
			4 % Do. ...	17,92,700	17,83,736	50	
			4 % Do. ...	49,34,100	49,34,100		
			4 % Do. ...	1,69,800	1,68,526	50	
			3½ % Do. ...	46,30,500	46,30,500		
			3½ % Do. ...	49,94,300	49,94,300		
			3½ % Do. ...	3,400	3,383		
			3 % Do. ...	1,10,600	1,10,600		
			3 % Do. ...	50,800	50,800		
				3,21,98,900	3,16,05,594	22	
			In fixed, call, & current deposit in cash			5,81,54,502	13
Total ...	35,99,78,959	72	Total ...			8,97,60,096	35
						35,99,78,959	72

* For Face, Purchase and Market Values of each kind of securities held in the Special Funds, please see Appendix No. 16]

† In respect of permanent deposits from lessees.

** Face Value of the securities is Rs. 40,400.

APPENDIX No. 5

Suburbs.

Revenue Accounts Balance sheet as at 31st March 1965.

LIABILITIES.		Rs.	ASSETS.		Rs.
Debts—			Cash at Bank	...	21,57,544 55
Due on Cash Bills Outstanding Account	...	27,581.65	Cash in Office	...	25,32,022 65
Due on Cheques payable	...	11,31,853.39	Current Account with the State Bank of India, Bombay for payment of interest on Suburban Loans	...	2,67,865 85
Due on Outstanding Charges for 1964-65 and previous year (vide Appendix No. 4)	...	51,71,300.00	Bombay Municipal Corporation Loans Interest Warrants payable Account	...	22,263 15
Due on Outstanding Charges on account of interest accrued but not paid (vide details shown in Appendix No. 14)	...	10,73,926.71			49,79,696 20
Deposits in cash and public securities from contractors and private parties (vide details shown in Appendix No. 13)	...	1,85,21,746.96	Plant and Machinery Balance on 1-4-1964	... 1,15,193.61	
		2,59,26,408.71	Less—Amount recouped	... 63,999.23	51,194 38
Public Monuments Maintenance Fund (vide details shown in Appendix No. 16B)	...	34,017.94	Public Monuments Maintenance Fund (vide Appendix No. 16B)	In Securities. In Cash.	
Special Funds as at 31st March 1965—				34,000.00 17.94	34,017 94
Water Mains Depreciation Fund	...	73,021.10	Advances Recoverable (vide Appendix No. 12)—		
Hospital Fund	...	1,23,991.87	Municipal Officers	...	89,298 72
Secondary Schools Committee Gymnasium Fund	...	5,042.78	Departmental Works	...	37,02,047 61
		2,02,055.75	Private Works	...	7,35,291 48
Contribution to Budget 'B' for 1965-66	...	17,61,990.00	Sundries, Misc. Advances	...	47,05,873 76
			Advances for Improvement of Private Streets	...	1,73,357 66
			Purchase of Petrol and Diesel Oil	...	2,38,639 57
			Municipal Contractors	...	647 81
			Demolition of Shades	...	10,083 95
			Mechanical Transport	...	28,50,258 63
					1,25,05,499 19
			Deposit in Public Securities—		
			With the State Bank of India	...	1,55,690 00
			With the Reserve Bank of India, Bombay	...	300 12
			In Office	...	8,66,900 00
					2,02,055 75
			Investments	Rs. Rs.	
			Special Funds
			Water Mains Depreciation Fund	72,944.50	76.60
			Hospital Fund	1,23,991.87	...
			Secondary Schools Committee Gymnasium Fund	5,000.00	42.78
				2,01,936.37	119.38
					2,02,055.75
			Surplus Fund—	Face Value. Cost.	
			4% Maharashtra State Development Loan 1969	1,59,400	1,59,400.00
			3% Conv. Loan 1946-86	2,100	1,327.20
			4½% Municipal Debentures 1964-65 Internal	51,54,600	51,54,600.00
				53,16,100	53,15,327.20
			In Cash Fixed, Call and Current Account Deposits	...	22,00,352.11
			Deficit in Revenue Funds.	...	75,15,679.31
					16,13,439.51
			Total		2,79,24,472.40
					Total ... 2,79,24,472.40

† For Face, Purchase and Market Value of each kind of Securities held in the Special Funds please see Appendix No. 16.

APPENDIX No. 5

(EXTENDED SUBURBS)

Revenue Accounts Balance Sheet as at 31st March 1965

LIABILITIES	Rs.	ASSETS	Rs.
Debts—		Cash at Bank	3,75,509.38
Due on Cash Bills Outstanding Account	18,089.40	Cash in Office	11,10,459.38
Due on Cheques payable	9,27,080.74	Current Account with the State Bank of India, Bombay for payment of interest on Extended Suburbs Loans	22,038.23
Due on Outstanding Charges for 1963-64 and previous year	34,10,500.00	Bombay Municipal Corporation Loans Interest Warrants payable account	701.40
Due on Outstanding Charges on account of interest accrued but not paid (Appendix No. 14)	1,98,843.08	Plant and Machinery	...
Deposits in cash and public securities from contractors and private parties	44,96,101.18	Balance on 1-4-64	...
		Less amount recouped	...
Special Funds as at 31st March 1965—		Advances Recoverable—	
Hospital Fund	94,500.00	Municipal Officers' Departmental Work	20,042.09
Contribution to Budget 'B'	5,56,400.00	Private Works	3,15,783.58
Surplus Revenue Fund	20,42,649.57	Sundaries, Misc. Advances	20,06,330.03
		Purchase of Petrol and Diesel Oil	...
		Municipal Contractors	...
		Deposit in Public Securities—	
		In Office	1,46,250.00
		Investments	
		Rs. Rs. Rs.	
		†Special Funds	
		Hospital Fund	94,500.00
			94,500.00
		Surplus Fund—	
		4½% Bom. Municipal Debentures 1974	14,53,000
		Post Office National Savings Certificate	60,000
		3½% U.P.E. Act Bonds	1,18,100
			16,31,100
			16,37,190
		In Cash, Call Fixed & Deposits	52,22,694.73
			68,59,884.73
Total	1,17,44,163.97	Total	1,17,44,163.97

APPENDIX No. 6.

HOSPITAL FUND

	Dr.		Cr.	
	Rs.	P.	Rs.	P.
Balance on 1st April 1964	94,500.00	...
Balance on 31st March 1965 as per Balance Sheet, Appendix No. 5	94,500.00
Total	94,500.00	...	94,500.00	...

† Fore Face, Purchase and Market Value of each kind of Securities held in the Spl. Funds please see Appendix No. 15A.

APPENDIX No. 7.

(CITY)

Capital Fund Balance Sheet as at 31st March 1964

LIABILITIES.		Rs.	P.	ASSETS.		Rs.	P.
Loans Outstanding :				Block Account : -			
Due to Government (Vide details as shown in Appendix No. (II))	...	5,68,89,932.09		Loan Funds--			
Due to Public-- (Vide details as shown in Appendix No. (II))	...	44,58,12,000.00		Property and Assets at original cost per Appendix No. 8	Rs. nP. 78,89,28,709 24		
Advances from Special Funds-- (Vide details as shown in Appendix No. (II))	...	64,18,820.33					
		50,91,20,752.43		Deduct-- Subventions granted for the conversions of privies into water closets, shown below	Rs. nP. 14,38,858 44		
Trust Fund Account--	Rs. nP.				78,74,89,850 80		
Donation from Mr. D. M. Bahadurji	3 69			Add-- Subventions granted for the conversion of privies into water closets Rs. 22,97,055.00			
Donation from Sheth Shantilal M Parikh for the establishment of Blood Bank	15,219 38			Deduct-- Expenditure written off	Rs. 8,58,196.56 14,38,858 44		78,89,28,709 24
Donation from-- The Trustees of the late Justice Badruddin Tyabji Memorial Fund for the construction of Orchard House at Victoria Garden	1,694 50			Trust Fund--			
Donation from-- The Chairman of Trustees of the Lotus Trust for the construction of electric crematorium at Chandanwadi	71 62			Expenditure as per Appendix No. 8	...	68,91,264 94	
Donation from-- The Managing Trustee of Shri Ramkunwar Char- itable X Ray Institute Trust for Conversion of F Ward Stables into an Isolation Hospital for 80 Beds for T. B. Patients, etc.	51,001 00			Worn out Water Mains Renewal Fund--			
Donation from-- Reserve Bank of India for construction of a ward 38/40 beds for accommodating their Sick employ- ees in K. E. M. Hospital	48,417 39			Expenditure as per Appendix No. 8	...	9,64,525 91	
Donation from-- The Trustees of Shri Anant Nathaji Maharaj Jain Temple towards the cost of construction of a new public convenience,	1 25			Municipal Land and Buildings Fund--			
Donation from-- Dr. G. V. Deshmukh for providing additional 50 Surgical Beds for women in the M.G. H. Sion...	250 00			Land purchased and Buildings erected as per Appendix No. 8	...	43,03,043 42	
Amount received from Government of Bombay for the work of construction of Sub-way near church Gate Station	00 38			Temporary advance to Development Fund	...	31,77,390 37	
Amount received from the Poor Box Charity Fund for Convalescent Home at K. E. M. Hospital	1,43,267 31			Investments--			
Amount received from the President, T.N.M. College Pavilion Fund and Smt. Desai Shri M.M. Amersay for construction of Pavilion at T.N.M. College	38,660 42			Sinking Fund--			
Amount received from the Governor's Hospital Fund for extension of Orthopaedic Theatre at K. E. M. Hospital	2,20,268 96			As per Appendix No. 10 (a)	17,66,32,392 26		
Amount received from Rockefeller Foundation Trust, for the work of construction of additional floors over the Registration Block and outpatients depart- ment, etc. at K. E. M. Hospital	2,25,270 20			Loan and Trust Funds--			
Amount received from Shri G. D. Birla for constru- ction of a Recreation Centre at Chowpatty	1,00,432 63			Amount reserved for capital stores	...	1,61,79,744 99	
Amount received from the Parsee Central Association Co-operative Housing Society Ltd., for constru- ction of 1100 additional stones at Mahalaxmi Dhokiwada	861 63			In cash and fixed deposits	...	2,88,21,573 36	
Amount received from Central Government for Isola- tion Hospital	1,25,000 00						
Amount received from Messrs. J. J. Kapadia and Co Ltd., for construction of a new Building for T. N. M. College (Mural Painting for)	65 62						
Amount received from Phiroze Bharucha Memorial Fund for the establishment of Thoracic and Car- diac Institute	55,959 29						
Amount received from late Shri Mohamed Haji Sabu Siddik for the work of construction of an addi- tional floor over the existing Maternity Home at Cadell Road	34,872 71						
		9,61,317 98					
Carried over	...	51,00,82,070 41				1,02,58,98,644 49	

(a) For Face, Purchase and Market Values of Securities held in the Sinking Funds, please see Appendix No. 16A--
z The amount represents the balance on account of Trust Funds and Loan Funds.

APPENDIX No. 7--(Concl.)
(CITY)

LIABILITIES.		Rs.	ASSETS.		Rs.
	Brought over ...	51,00,82,070.41		Brought over ...	1,02,58,98,644.49
Surplus—					
CAPITAL ASSETS AT ORIGINAL COST OVER LIABILITIES:—					
Sinking Fund on Loans	...	17,66,32,392.26			
Loans Redemption Fund	...	32,82,99,157.17			
Premia on Loans	...	3,20,848.74			
Contributions from Special Funds	...	8,03,171.02			
Do. Revenue for Loan Works Establishment	...	17,869.98			
Do. G I. P. Railway	...	3,74,000.00			
Do. Port Trust	...	1,56,500.00			
Do. Government for Schools	...	5,00,000.00			
Do. Government for widening the Love Grove Bridge	...	91,234.00			
Do. Worn-out Water Mains Renewal Fund	...	9,64,525.91			
Do. Land and Buildings Fund	...	74,80,433.79			
Do. Development Fund	...	1,34,32,075.48			
Do. Revenue towards Bai Jerbai Wadia Hospital for Children	...	7,00,000.00			
Do. Trust Fund	...	68,91,264.94			
Do. Trustees Gokuldas Tejpal Charities	...	18,123.64			
Grant in aid from Government for widening the road in Colaba division	...	12,975.87			
		53,66,94,572.80			
Deduct—					
Assets written off—					
Amount as on 31st March 1964	Rs. 1,94,88,935.09				
Additions during the year 1963-64.	.. 13,89,063.63				
		2,08,77,998.72			
		51,58,16,574.08			
Grand Total	...	1,02,58,98,644.49	Grand Total	...	1,02,58,98,644.49

APPENDIX No. 7
(Suburbs)
Capital Fund Balance Sheet as at 31st March 1965

LIABILITIES.		ASSETS.	
	Rs.	P.	
Loans Outstanding—			Block Account—
Due to Government—			
Due to Public— 10,51,35,500.00	10,51,35,500	00	Loan funds—
(Vide details as shown in Appendix No. 11). ...			Property and Assets at original cost as per Appendix No. 8
			11,91,82,137 52
Trust Fund Account—			Trust Fund—
Donation for School Building at—			Expenditure as per Appendix No. 8 ...
New Mandala ...	Rs. nP.		3,32,695 69
	11 75		
Extension to School at Madh ...	682	56	Sinking Fund—
			As per Appendix No. 10 ...
			2,26,18,485 11
		694 31	Loan and Trust Fund—
			4½% Bom. Face Rate. Book
			Mun. Subs. Value. Value.
			Interest ———— Rt. Rs. Rs.
			Loan Debenture
			1964 18,20,500 par 18,20,500.00
Surplus—			
Capital Assets at original cost over			In Fixed Deposits ... 50,00,000 00
Liabilities—			
Sinking Fund on Loans 2,26,18,485 11			In Cash ... 75.52
Loan Redemption Fund 1,15,31,483 48			68,20,575 52
Contribution from Trust Fund 3,75,215 69			
Contribution from Govern-ment ... 89,92,515 25			
Contribution from Budget A 3,00,000 00	4,38,17,699	53	
Grand Total ...	14,89,53,893	84	Grand Total ...
			14,89,53,893 84

† For face Purchase and Market values of securities held in the Sinking Funds, please see appendix No. 16A.

* Includes Rs. 43,214. 31 being balance on account of Trust Fund.

APPENDIX No. 7
(EXTENDED SUBURBS)

Capital Fund Balance Sheet as at 31st March 1965.

LIABILITIES.		ASSETS.	
	Rs. nP.		Rs. nP.
Loans Outstanding—		Block Account—	
Due to Government	...	Loan Funds—	
Due to Public	2,12,00,000.00	Property and Assets at original cost	2,28,96,579.73
Surplus—		Sinking Fund—	41,17,003.48
Capital Assets at original cost over Liabilities		In Fixed Deposit	17,77,700.00
Sinking Fund on Loan	41,17,003.48	In cash	28.27
Contribution from Government	34,74,308.00		
	75,91,311.48		
Total	2,87,91,311.48	Total	2,87,91,311.48

APPENDIX No. 8
(EXTENDED SUBURBS)
SUMMARY

	Total Capital Expenditure upto 31st March 1964.	Expenditure during 1964-65.	Total Capital Expenditure upto 31st March 1965.
	Rs. nP.	Rs. nP.	Rs. nP.
Loan Funds.			
I.—General Supervision, Collection of Revenue, etc.	89,079.83	3,98,818.09	4,87,897.92
II.—Water Works	1,04,09,121.31	9,84,218.73	1,13,93,340.04
V.—Public Health Department	37,644.34	79,655.09	1,17,299.43
VI.—Medical Relief and Education	10,21,262.71	1,95,361.69	12,16,624.40
VII.—Street Cleansing and Conservancy Road Watering	4,44,717.59	8,18,858.45	12,63,576.04
VIII.—Roads, S. W. Drains and Public Lighting	39,41,250.99	18,18,672.22	57,59,923.21
X.—Buildings, Land Acquisition and Management	6,48,683.51	Cr. 44,422.12	6,04,261.39
XI.—Fire Brigade	59,776.04	56,155.14	1,15,931.18
XIII.—Gardens and Open Spaces	4,84,048.12	28,194.67	5,12,242.79
XIV.—Markets and Slaughter Houses	2,06,176.53	4,53,779.11	6,59,955.64
XV.—Village Amenities	3,44,288.49	1,998.05	3,46,286.54
Plant and Machinery	4,54,645.01	Cr. 80,626.36	3,74,018.65
Discount and other charges on Loans	45,222.50	...	45,222.50
Grand Total	1,81,85,916.97	47,10,662.76	2,28,96,579.73

APPENDIX No. 8.
(CITY)
SUMMARY

	Total Capital Expenditure upto 31st March 1964.	Expenditure During 1964-65.	Capital Expenditure upto 31st March 1965.
	Rs.	Out of Loan Funds. Rs.	Rs.
(1) Loan Funds			
I.—General supervision, Collection of Revenue, etc. ...	73,77,225	6,03,234	79,80,459
II.—Water Works ...	40,14,69,097	2,14,96,376	42,29,65,473
III.—Education, Primary ...	27,98,012	...	27,98,012
IV.—Education, Secondary ...	20,704	...	20,704
V.—Public Health Department ...	1,29,01,274	Cr. 81,694	1,28,19,580
VI.—Medical Relief and Education.	4,04,26,401	33,72,795	4,37,99,196
VII.—Street, Cleansing and Conservancy Road Watering and Halalkhore Service ...	5,03,86,844	28,68,647	5,32,55,491
VIII.—Roads, Drains and Sewers ...	12,26,46,008	70,64,386	12,97,10,394
IX.—Mechanical ...	36,99,162	13,699	37,12,861
X.—Buildings, Land Acquisition and Management ...	5,87,84,883	43,39,074	6,31,23,957
XI.—Fire Brigade ...	30,55,442	16,465	30,71,907
XIII.—Gardens and Open Spaces ...	73,49,255	6,36,167	79,85,422
XIV.—Markets and Slaughter Houses	1,18,90,722	5,23,352	1,24,14,074
XV.—Slum Service ...	38,75,127	515	38,75,642
XVI.—Measures for Civil Defence...	1,87,149	...	1,87,149
XVII.—Greater Bombay ...	2,81,073	Cr. 5	2,81,068
XVIII.—Industrial Estates ...	71,15,639	9,43,438	80,59,077
Discount and other charges on Loans	66,33,952	...	66,33,952
Plant and Machinery ...	50,44,022	11,90,269	62,34,291
(1) Loan Funds—Total.	74,59,41,991	4,29,86,718	78,89,28,709
(2) Trust Fund			
Works executed ...	67,05,625	2,17,898	69,23,523
(3) Worn out Water Mains Renewal Fund			
Works executed ...	9,64,526	...	9,64,526
(4) Land and Buildings Fund			
Lands purchased and buildings erected ...	43,03,044	...	43,03,044
Grand Total.	75,79,15,186	4,32,04,616	80,11,19,802

APPENDIX No. 8

(Suburbs)

SUMMARY

	Total Capital expenditure upto 31st March 1964.	Expenditure during 1964-65.	Total Capital expenditure upto 31st March 1965.
	Rs.	Rs.	Rs.
(1) Loan Funds.			
I.—General Supervision, Collection of Revenue, etc. ...	11,65,809.88	1,15,718.38	12,81,528.26
II.—Water Works ...	2,04,73,032.11	9,90,393.12	2,14,63,425.23
III.—Education Primary ...	1,24,023.59	...	1,24,023.59
IV.—Education Secondary ...	57,459.31	4,387.89	61,847.20
V.—Public Health Department ...	1,97,141.35	40,717.41	2,37,858.76
VI.—Medical Relief and Education ...	30,82,104.82	2,83,749.61	33,65,854.43
VII.—Street Cleansing and Conservancy, Road Watering and Halalkhore Service ...	3,16,05,168.55	37,37,351.76	3,53,42,520.31
VI I.—Roads, S. W. Drains and Public Light ...	3,07,83,553.96	87,75,917.45	3,95,59,471.41
IX.—Mechanical ...	36,480.00	13,918.89	50,398.89
X.—Buildings, Land Acquisition and Management ...	66,20,918.48	2,52,210.94	68,73,129.42
XI.—Fire Brigade ...	14,45,747.30	639.98	14,46,387.28
XIII.—Gardens and Open Spaces ...	10,79,810.16	3,92,004.91	14,71,815.07
XIV.—Markets and Slaughter Houses ...	11,96,922.33	5,26,066.53	17,22,988.86
XV.—Village Amenities ...	28,66,002.86	1,38,801.42	30,04,804.28
Plant and Machinery ...	24,92,651.79	Cr. 1,39,785.73	23,52,866.06
Discount and other charges on Loans ...	8,23,218.47	...	8,23,218.47
(1) Loan Funds—Total ...	10,40,50,044.96	1,51,32,092.56	11,91,82,137.52
(2) Trust Fund			
Works Executed ...	3,00,215.69	32,480.00	3,32,695.69
Grand Total ...	10,43,50,260.65	1,51,64,572.56	11,95,14,833.21

Appendix

Statement showing Outstanding Loans due by the Municipality, the interest outstanding on 1st State Bank of India, and in Office during that year

No.	Particulars of Loans.	Rate of Interest per Annum	Balance due on 1st April 1964.		Amount raised in 1964-65.		Total.		Amount re-paid in 1964-65	
			Rs.	Ps.	Rs.	Ps.	Rs.	Ps.	Rs.	Ps.
Loans raised from Government.										
	Rs.									
1	100 Lacs Loan (1953-54)	4½ per cent.	71,80,315	11	E	71,80,315	11	3,51,981	61	
2	100 Lacs Loan (1953-54)	4½ per cent.	71,80,315	11	E	71,80,315	11	3,51,981	61	
3	100 Lacs Loan (1954-55)	4½ per cent.	75,17,947	30	E	75,17,947	30	3,37,632	24	
4	100 Lacs Loan (1954-55)	4½ per cent.	75,17,947	30	E	75,17,947	30	3,37,632	24	
5	100 Lacs Loan (1955-56)	4½ per cent.	78,41,815	21	E	78,41,815	21	3,23,867	85	
6	100 Lacs Loan (1955-56)	4½ per cent.	78,41,815	21	E	78,41,815	21	3,23,867	85	
7	50 Lacs Loan (1955-56)	4½ per cent.	39,20,906	46	E	39,20,906	46	1,61,934	10	
8	100 Lacs Loan (1956-57)	4 per cent.	46,23,568	50	F	46,23,568	50	14,81,153	36	
9	100 Lacs Loan (1957-58)	4 per cent.	60,47,754	42	G	60,47,754	42	14,24,185	92	
10	50 Lakhs Loan (1958-59)	4 per cent.	30,23,877	21	G	30,23,877	21	7,12,092	96	
Total Loans raised from Government			6,26,96,261	83	...	6,26,96,261	83	58,06,329	74	
Loans raised from the Public.										
1	The Tansa Water Works Loan (Rs. 147 Lakhs)	5 per cent.	5,000	00	}	5,000	00	(a)	...	
2	25 Lakhs Loan for Sewerage Water and other Sanitary Works due on 1-11-1939	4 per cent.	5,000	00		5,000	00	(a)	...	
3	The 15 Lakhs Loan for Street Improvements	4 per cent.	(a)	...	
4	The 30 Lakhs Loan for the Acquisition of Sites for the Construction of Overbridges...	4 per cent.	26,000	00		26,000	00	(a)	...	
5	The 70 Lakhs Loan for re-duplication of Tansa Main and other Auxiliary Works	4 per cent.	20,63,000	00		20,63,000	00	(a)	...	
6	The 20 Lakhs Loan for Street Improvements	4 per cent.	1,500	00		1,500	00	(a)	...	
7	The 10 Lakhs Loan for the Conversion of the Storm Water Reservoir at Clerk Road into a Public Park 1920	5 per cent.	10,00,000	00		10,00,000	00	(a)	...	
8	160 Lakhs Loan for the Improvement of the Water Supply in Bombay (First Issue)	6 per cent.	14,500	00		14,500	00	(a)	...	
9	160 Lakhs Loan for the Improvement of the Water Supply in Bombay (Second Issue).	6 per cent.	30,000	00		30,000	00	(a)	...	
10	Rs. 37 Lakhs Loan (1929-30)	5 per cent.	1,500	00		1,500	00	(a)	...	
11	Rs. 31.43 Lakhs Loan for the repayment of Rs. 40 Lakhs Loan due 19th December 1929	5 per cent.	(a)	...	
12	Rs. 28 Lakhs Loan for the repayment of Rs. 39,94,000 out of 6 per cent. 50 Lakhs Loan due 1st August 1929	5 per cent.	(a)	...	
Loans from Public Carried over Rs.			31,47,500	00	...	31,47,500	00	
Loans from Govt. Carried over Rs.			6,26,96,261	83	...	6,26,96,261	83	58,06,329	74	

(a) As under the terms of these loans the bonds cannot be repaid to the holders before the dates stipulated in the debentures, the Sinking Fund has been invested as shown in detail in Appendix No. 10.

E—These loans are repayable in twenty-five annual equated instalments of principal and interest, the first instalment being payable on the first anniversary date of the drawing of the loan.

F—The loan is repayable in seven annual equated instalments of both principal and interest commencing from 1960-61.

G—This loan is repayable in seven annual equated instalments of both principal and interest commencing from 1961-62.

No. 11 City

April 1964 on the different Loans, the amount payable for the year 1964-65, the amount paid by the and the balances outstanding on 31st March 1965.

Balance due on 31st March 1965.		Interest outstanding on 1st April 1964		Interest payable in 1964-65.		Total interest due		Deduct—Interest paid by the State Bank of India and in Office.		Outstanding balance on 31st March 1965.	
8		9		10		11		12		13	
Rs.	Ps.	Rs.	Ps.	Rs.	Ps.	Rs.	Ps.	Rs.	Ps.	Rs.	Ps.
68,28,333	50	...		3,05,163	39	3,05,163	39	3,05,163	39	...	
68,28,333	50	...		3,05,163	39	3,05,163	39	3,05,163	39	...	
71,80,315	06	...		3,19,512	76	3,19,512	76	3,19,512	76	...	
71,80,315	06	...		3,19,512	76	3,19,512	76	3,19,512	76	...	
75,17,947	36	...		3,33,277	15	3,33,277	15	3,33,277	15	...	
75,17,947	36	...		3,33,277	15	3,33,277	15	3,33,277	15	...	
37,58,972	36	...		1,66,638	52	1,66,638	52	1,66,638	52	...	
31,42,415	14	...		1,84,942	74	1,84,942	74	1,84,942	74	...	
46,23,568	50	...		2,41,910	18	2,41,910	18	2,41,910	18	...	
23,11,784	25	...		1,20,955	09	1,20,955	09	1,20,955	09	...	
5,68,89,932	09	...		26,30,353	13	26,30,353	13	26,30,353	13	...	
C	5,000 00 } 5,000 00 }	2,890 06	2,890 06	2,890 06	...
C	1,000 00	380 00	380 00	380 00	...
...		132 00	132 00	132 00	...
B	26,000 00	16,499 06	16,499 06	16,499 06	...
B	20,60,000 00 } 3,000 00 }	12,962 89	82,400 00	95,362 89	79,480 00	15,882 89	...
B	1,500 00	1,298 13	1,298 13	1,298 13	...
...		...	50,000 00	50,000 00	50,000 00
B	14,500 00	5,515 56	5,515 56	5,515 56	...
B	30,000 00	7,125 75	7,125 75	7,125 75	...
B	1,500 00	675 75	675 75	675 75	...
...		2,227 31	2,227 31	2,227 31	...
...		378 50	378 50	378 50	...
31,47,500	00	50,085 01	1,32,400 00	1,82,485 01	1,29,480 00	53,005 01	...
5,68,89,932	09	...	26,30,353 13	26,30,353 13	26,30,353 13

B—Debentures in respect of these loans have remained unpaid owing to their not having been surrendered for repayment upto 31st March 1965. The Debentures do not carry interest from and after the due dates and will be paid when surrendered for repayment by the holders, out of the Sinking Fund Investments.

C—Stoppage is recorded against these Debentures.

No.	Particulars of Loans	Rate of Interest per Annum	Balance due on 1st April 1964.		Amount raised in 1964-65		Total		Amount re-paid in 1964-65.	
			Rs.	Ps.	Rs.	Ps.	Rs.	Ps.	Rs.	Ps.
	Loans from Government—Brought forward		6,26,96,261.83				6,26,96,261.83		58,06,329.74	
	Loans from Public—Brought forward		31,47,500.00				31,47,500.00			
	Loans raised from the Public—contd.									
13	Rs. 40 Lakhs Loan (1930-31)	6 per cent.	18,500.00				18,500.00	(a)		
14	Rs. 9 Lakhs Loan (1935-36)	3½ per cent.	9,00,000.00				9,00,000.00	(a)		
15	Rs. 24½ Lakhs Loan (1936-37)	3 per cent.	24,50,000.00				24,50,000.00	(a)		
16	Rs. 30 Lakhs Loan (1937-38)	3 per cent.	30,00,000.00				30,00,000.00	(a)		
17	Rs. 30 Lakhs Loan (1938-39)	3 per cent.	30,00,000.00				30,00,000.00	(a)		
18	Rs. 64 Lakhs Loan (1939-40)	3 per cent.	64,00,000.00				64,00,000.00	(a)		
19	Rs. 48 Lakhs Loan (1940-41)	3½ per cent.	48,00,000.00				48,00,000.00	(a)		
20	Rs. 25 Lakhs Loan (1941-42)	3½ per cent.	25,00,000.00				25,00,000.00	(a)		
21	Rs. 20 Lakhs Loan (1943-44)	3½ per cent.	20,00,000.00				20,00,000.00	(a)		
22	Rs. 22 Lakhs Loan (1944-45)	3½ per cent.	22,00,000.00				22,00,000.00	(a)		
23	Rs. 25 Lakhs Loan (1945-46)	3½ per cent.	25,00,000.00				25,00,000.00	(a)		
24	Rs. 54 Lakhs Loan (1946-47)	3 per cent.	54,00,000.00				54,00,000.00	(a)		
25	Rs. 75 Lakhs Loan (1947-48)	3½ per cent.	75,00,000.00				75,00,000.00	(a)		
26	Rs. 61 Lakhs Loan (1948-49)	3 per cent.	61,00,000.00				61,00,000.00	(a)		
27	Rs. 1.25 Crores Loan (1949-50)	3½ per cent.	88,14,500.00				88,14,500.00	(a)		
28	Rs. 2 Crores Loan (1950-51)	3½ per cent.	2,00,00,000.00				2,00,00,000.00	(a)		
29	Rs. 10 Lakhs Loan (1950-51)	3½ per cent.	10,00,000.00				10,00,000.00	(a)		
30	Rs. 80 Lakhs Loan (1950-51)	3½ per cent.	80,00,000.00				80,00,000.00	(a)		
31	Rs. 1,75,34,000 Loan (1951-52)	3½ per cent.	1,75,34,000.00				1,75,34,000.00	(a)		
32	Rs. 33 Lakhs Loan (1951-52)	3½ per cent.	33,00,000.00				33,00,000.00	(a)		
33	Rs. 60 Lakhs Loan (1951-52)	3½ per cent.	60,00,000.00				60,00,000.00	(a)		
34	Rs. 2,44,14,500 Loan (1952-53)	4 per cent.	2,44,14,500.00				2,44,14,500.00	(a)	2,41,46,000.00	
35	Rs. 69 Lakhs Loan (1952-53)	4 per cent.	69,00,000.00				69,00,000.00	(a)		
36	Rs. 35 Lakhs Loan (1952-53)	4 per cent.	35,00,000.00				35,00,000.00	(a)	34,65,500.00	
37	Rs. 110 Lakhs Loan (1953-54)	4 per cent.	90,000.00				90,000.00	(a)		14,000.00
38	Rs. 85 Lakhs Loan (1953-54)	4 per cent.	85,00,000.00				85,00,000.00	(a)		
39	Rs. 50 Lakhs Loan (1953-54)	4 per cent.	50,00,000.00				50,00,000.00	(a)		
40	Rs. 1,92,49,000 Loan (1954-55)	4 per cent.	1,92,49,000.00				1,92,49,000.00	(a)		1,84,91,000.00
41	Rs. 70 Lakhs Loan (1954-55)	4 per cent.	70,00,000.00				70,00,000.00	(a)		
42	Rs. 180 Lakhs Loan (1955-56)	4 per cent.	1,80,00,000.00				1,80,00,000.00	(a)		
43	Rs. 30 Lakhs Loan (1955-56)	4 per cent.	30,00,000.00				30,00,000.00	(a)		
44	Rs. 1,15,50,000 Loan (1956-57)	4 per cent.	1,15,50,000.00				1,15,50,000.00	(a)		
45	Rs. 130 Lakhs Loan (1956-57)	4 per cent.	1,30,00,000.00				1,30,00,000.00	(a)		
46	Rs. 1,14,10,500 Loan (1957-58)	4½ per cent.	1,14,10,500.00				1,14,10,500.00	(a)		
47	Rs. 100 Lakhs Loan (1957-58)	4½ per cent.	1,00,00,000.00				1,00,00,000.00	(a)		
48	Rs. 250 Lakhs Loan (1958-59)	4½ per cent.	2,50,00,000.00				2,50,00,000.00	(a)		
49	Rs. 100 Lakhs Loan (1958-59)	4½ per cent.	1,00,00,000.00				1,00,00,000.00	(a)		
50	Rs. 330 Lakhs Loan (1959-60)	4 per cent.	3,30,00,000.00				3,30,00,000.00	(a)		
51	Rs. 1,37,50,000 Loan (1960-61)	4½ per cent.	1,37,50,000.00				1,37,50,000.00	(a)		
52	Rs. 170 Lakhs Loan (1960-61)	4½ per cent.	1,70,00,000.00				1,70,00,000.00	(a)		
53	Rs. 55 Lakhs Loan (1961-62)	4½ per cent.	55,00,000.00				55,00,000.00	(a)		
54	Rs. 225 Lakhs Loan (1961-62)	4½ per cent.	2,25,00,000.00				2,25,00,000.00	(a)		
55	Rs. 200 Lakhs Loan (1962-63)	4½ per cent.	2,00,00,000.00				2,00,00,000.00	(a)		
56	Rs. 150 Lakhs Loan (1962-63)	4½ per cent.	1,50,00,000.00				1,50,00,000.00	(a)		
57	Rs. 165 Lakhs Loan (1963-64)	4½ per cent.	1,65,00,000.00				1,65,00,000.00	(a)		
58	Rs. 235 Lakhs Loan (1963-64)	4½ per cent.	2,35,00,000.00				2,35,00,000.00	(a)		
59	Rs. 220 Lakhs Loan (1964-65)	5 per cent.			2,20,00,000.00		2,20,00,000.00	(a)		
60	Rs. 100 Lakhs Loan (1964-65)	4½ per cent.			1,00,00,000.00		1,00,00,000.00	(a)		
	Total Loans raised from the Public		45,99,28,500.00		3,20,00,000.00		49,19,28,500.00		4,61,16,500.00	
	Total Loans from Govt. and Public		52,26,24,761.83		3,20,00,000.00		55,46,24,761.83		5,19,22,829.74	

(a) As under the terms of these loans the bonds cannot be repaid to the holders before the dates stipulated in the debentures, the Sinking Fund has been invested as shown in detail in Appendix No. 10.

No. 11 City—Continued.

Balance due on 31st March 1965		Interest outstanding on 1st April 1964.		Interest payable in 1964-65.		Total Interest due		Deduct—Interest paid by the State Bank of India and in Office		Outstanding Balance on 31st March 1965.	
8		9		10		11		12		13	
Rs.	Ps.	Rs.	Ps.	Rs.	Ps.	Rs.	Ps.	Rs.	Ps.	Rs.	Ps.
5,68,89,932	09	26,30,353	13	26,30,353	13	26,30,353	13
31,47,500	00	50,085	01	1,32,400	00	1,82,485	01	1,29,480	00	53,005	01
B 18,500	00	10,558	75	10,558	75	10,558	75
9,00,000	00	31,500	00	31,500	00	31,500	00
24,50,000	00	73,500	00	73,500	00	73,500	00
30,00,000	00	90,000	00	90,000	00	90,000	00
30,00,000	00	90,000	00	90,000	00	90,000	00
64,00,000	00	1,92,000	00	1,92,000	00	1,92,000	00
48,00,000	00	1,68,000	00	1,68,000	00	1,68,000	00
25,00,000	00	87,500	00	87,500	00	87,500	00
20,00,000	00	70,000	00	70,000	00	70,000	00
22,00,000	00	77,000	00	77,000	00	77,000	00
25,00,000	00	87,500	00	87,500	00	87,500	00
54,00,000	00	1,62,000	00	1,62,000	00	1,62,000	00
75,00,000	00	13,488	86	2,43,750	00	2,57,238	86	2,55,231	66	2,007	15
61,00,000	00	1,83,000	00	1,83,000	00	1,83,000	00
88,14,500	00	54,110	42	2,86,472	00	3,40,582	42	3,01,711	15	38,869	96
2,00,00,000	00	19,279	81	6,50,000	00	6,69,279	81	6,48,478	65	20,800	95
10,00,000	00	32,500	00	32,500	00	32,500	00
80,00,000	00	2,60,000	00	2,60,000	00	2,60,000	00
1,75,34,000	00	46,810	08	6,57,525	00	7,04,335	08	6,90,086	05	14,248	91
33,00,000	00	2,868	76	1,23,750	00	1,26,618	76	1,26,524	98
60,00,000	00	9,375	00	2,25,000	00	2,34,375	00	2,34,375	00
B 2,68,500	00	1,17,136	00	4,06,912	00	5,24,048	00	4,92,978	31	31,066	00
69,00,000	00	2,76,000	00	2,76,000	00	2,76,000	00
B 34,500	00	7,307	00	@ 68,445	00	75,752	00	72,334	44	3,417	00
B 76,000	00	13,254	00	13,254	00	2,870	00	10,384	00
85,00,000	00	3,40,000	00	3,40,000	00	3,40,000	00
50,00,000	00	2,00,000	00	2,00,000	00	2,00,000	00
B 7,58,000	00	1,27,076	00	3,20,819	00	4,47,895	00	4,04,702	69	43,190	00
70,00,000	00	2,80,000	00	2,80,000	00	2,80,000	00
1,80,00,000	00	45,791	00	7,20,000	00	7,65,791	00	7,19,485	00	46,306	00
30,00,000	00	1,20,000	00	1,20,000	00	1,20,000	00
1,15,50,000	00	24,920	00	4,62,000	00	4,86,920	00	4,77,680	00	9,240	00
1,30,00,000	00	5,20,000	00	5,20,000	00	5,20,000	00
1,14,10,500	00	5,717	87	4,84,947	00	4,90,664	87	4,78,912	40	11,751	62
1,00,00,000	00	4,25,000	00	4,25,000	00	4,25,000	00
2,50,00,000	00	15,640	62	10,62,500	00	10,78,140	62	10,56,511	39	21,629	08
1,00,00,000	00	4,25,000	00	4,25,000	00	4,25,000	00
3,30,00,000	00	1,90,903	00	13,20,000	00	15,10,903	00	13,79,775	00	1,31,128	00
1,37,50,000	00	106	26	5,84,375	00	5,84,481	26	5,84,374	98	106	26
1,70,00,000	00	7,22,500	00	7,22,500	00	7,22,500	00
55,00,000	00	2,33,750	00	2,33,750	00	2,33,750	00
2,25,00,000	00	9,56,250	00	9,56,250	00	9,56,250	00
2,00,00,000	00	20,365	85	9,50,000	00	9,70,365	85	9,69,415	85	950	00
1,50,00,000	00	6,75,000	00	6,75,000	00	6,75,000	00
1,65,00,000	00	@ 7,83,750	00	7,83,750	00	7,81,398	68	2,351	27
2,35,00,000	00	@ 11,06,139	00	11,06,139	00	6,34,256	94	4,71,882	06
2,20,00,000	00	11,87,500	00	11,87,500	00	11,87,500	00
1,00,00,000	00
44,58,12,000	00	7,74,794	29	1,85,54,284	00	1,93,29,078	29	1,72,18,583	17	4,51,103	71
50,27,01,932	09	7,74,794	29	2,11,84,637	13	2,19,59,431	42	1,98,48,936	30	16,59,391	41

* To be treated as Savings.

† The provision of interest was made for the half year on the basis of Rs. 5 Crores Loan.

B.—Debtures in respect of these Loans have remained unpaid owing to their not having been surrendered for repayment upto 31st March 1965. The Debtures do not carry interest from and after the due date of repayments and will be paid when surrendered for repayment by the holders, out of the Sinking Fund Investments.

@ Short provisions of Rs. 10,111 and Rs. 71,250 in the interest grant of Loan at Sr. No. 36 and 57 have been met from the balance available under the provision made for the Loan at Sr. No. 58 which was actually raised for Rs. 235 lacs instead of Rs. 250 lacs as Originally estimated.

No.	Particulars of Advances	Rate of Interest, per Annum	Balance due on 1st April 1964.	Amount raised in 1964-65.	Total.	Amount re-paid in 1964-65.
1	2	3	4	5	6	7
			Rs. Ps.	Rs. Ps.	Rs. Ps.	Rs. Ps.
	Advances from Special Funds for Capital Works					
1	Rs. 3 Lakhs from Land (Reclamation & Acquisition) Fund	4 per cent.	16,683.52		16,683.52	16,683.52
2	Rs. 5 Lakhs from Net Premia Fund	4 per cent.	27,805.58		27,805.58	27,805.58
3	Rs. 3.69 Lakhs from Net Premia Fund	4 per cent.	40,263.60		40,263.60	19,728.45
	Total: (Capital Works)		84,752.70		84,752.70	64,217.55
	Advances from different Funds for purchase of Plant and Machinery					
1	Advance of Rs. 53,323-69 taken from Municipal Fire & Accident Insurance fund in 1949-50	3 per cent.	4,332 40		4,332 40	4,332 40
2	Advance of Rs. 64,833-23 from Net Premia Fund in 1959-60.	4 per cent.	14,000 20		14,000 20	14,000 20
3	Advance of Rs. 1,84,680-91 from Municipal Fire Accident Insurance Fund in 1959-60.	4 per cent.	39,885 99		39,885 99	39,885 99
4	Advance of Rs. 96,260-13 from Hospital Fund in 1959-60.	4 per cent.	20,789 45		20,789 45	20,789 45
5	Advance of Rs. 1,49,761-75 from Plant and Machinery Depreciation Fund in 1959-60	4 per cent.	32,344 77		32,344 77	32,344 77
6	Advance of Rs. 61,753-48 from Land Reclamation and Acquisition Fund in 1959-60.	4 per cent.	13,335 89		13,335 89	13,335 89
7	Advance of Rs. 1,91,995.56 from Net Premia Fund in 1960-61	4½ per cent.	81,621 20		81,621 20	39,962 10
8	Advance of Rs. 2,82,553.64 from Municipal Fire and Accident Insurance Fund in 1960-61	4½ per cent.	1,20,119 27		1,20,119 27	58,810 93
9	Advance of Rs. 1,88,369.53 from Plant and Machinery Depreciation Fund in 1960-61	4½ per cent.	80,078 97		80,078 97	39,207 64
10	Advance of Rs. 2,55,767.08 from Hospital Fund in 1960-61	4½ per cent.	1,08,730 68		1,08,730 68	53,235 95
11	Advance of Rs. 3,84,270.69 from Land (Reclamation and Acquisition), Fund in 1960-61	4½ per cent.	1,63,362 02		1,63,362 02	79,982 11
12	Advance of Rs. 90,311.06 from Net Premia Fund in 1961-62	4½ per cent.	56,424 39		56,424 39	18,030 96
13	Advance of Rs. 1,39,661.40 from Municipal Fire and Accident Insurance Fund in 1961-62	4½ per cent.	87,258 22		87,258 22	27,883 53
14	Advance of Rs. 3,00,418.45 from Plant and Machinery Depreciation Fund in 1961-62	4½ per cent.	1,87,694 47		1,87,694 47	59,979 99
15	Advance of Rs. 1,94,818.99 from Hospital Fund in 1961-62	4½ per cent.	1,21,719 56		1,21,719 56	38,895 92
16	Advance of Rs. 6,52,291.72 from Land Reclamation and Acquisition Fund in 1961-62	4½ per cent.	4,07,537 72		4,07,537 72	1,30,232 65
17	Advance of Rs. 3,74,193.79 from Net Premia Fund 1962-63	4½ per cent.	3,05,794 51		3,05,794 51	71,477 25
18	Advance of Rs. 88,294.95 from Municipal Fire Accident Insurance Fund-1962-63.	4½ per cent.	72,155 22		72,155 22	16,866 01
19	Advance of Rs. 19,160.68 from Hospital Fund 1962-63	4½ per cent.	15,657 91		15,657 91	3,660 39
20	Advance of Rs. 670,310.01 from Plant & Machinery Depreciation Fund-1962-63	4½ per cent.	5,47,782 96		5,47,782 96	1,28,040 77
21	Advance of Rs. 9,62,219.75 from Land (Reclamation and Acquisition) Fund-1962-63	4½ per cent.	7,86,333 64		7,86,333 64	1,83,800 99
22	Advance of Rs. 20,000.00 from K. E. M. H. & G. S. M. C. Equipment Fund-1962-63.	4½ per cent.	16,344 00		16,344 00	3,820 52
23	Advance of Rs. 7,16,594.49 from Net Premia Fund 1963-64.	4½ per cent.	7,16,594 49		7,16,594 49	1,30,334 76
24	Advance of Rs. 50,163.96 from Municipal Fire and Accident Insurance Fund 1963-64.	4½ per cent.	50,163 96		50,163 96	9,124 21
25	Advance of Rs. 1,18,153.55 from Hospital Fund 1963-64.	4½ per cent.	1,18,153 55		1,18,153 55	21,489 71
26	Advance of Rs. 14,0703.03 from Plant and Machinery Depreciation Fund 1963-64.	4½ per cent.	1,40,703 03		1,40,703 03	25,591 61
27	Advance of Rs. 6,79,277.98 from Land (Recl and Acqn) Fund 1963-64.	4½ per cent.	6,79,277 98		6,79,277 98	1,23,547 30
28	Advance of Rs. 130 from K. E. M. Hospital & G. S. M. College Equip-ment Fund
	Total Advance—Carried forward		49,88,196 45		49,88,196 45	13,88,664 00

No. 11 City—(Contd.)

Balance due on 31st March 1965.		Interest outstanding on 1st April 1964.		Interest payable in 1964-65.		Total Interest due.		Deduct-Interest paid by the State Bank of India and in Office.		Outstanding Balance on 31st March 1965.	
8		9		10		11		12		13	
Rs.	Ps.	Rs.	Ps.	Rs.	Ps.	Rs.	Ps.	Rs.	Ps.	Rs.	Ps.
...	667	34	667	34	667	34
...	1,112	22	1,112	22	1,112	22
20,535	15	1,610	55	1,610	55	1,610	55
20,535	15	3,390	11	3,390	11	3,390	11
...	129	97	129	97	1	129	97	...
...	560	01	560	01	560	01
...	1,595	44	1,595	44	1,595	44
...	831	58	831	58	831	58
...	1,293	79	1,293	79	1,293	79
...	533	44	533	44	533	44
41,659	10	3,468	90	3,468	90	3,468	90
61,368	34	5,105	07	5,105	07	5,105	07
40,871	33	3,403	36	3,403	36	3,403	36
55,494	73	4,621	05	4,621	05	4,621	05
63,379	91	6,942	89	6,942	89	6,942	89
38,393	43	2,398	04	2,398	04	2,398	04
59,374	69	3,708	47	3,708	47	3,708	47
1,27,714	48	7,977	01	7,977	01	7,977	01
82,823	64	5,173	08	5,173	08	5,173	08
2,77,305	07	17,320	35	17,320	35	17,320	35
2,43,317	26	13,760	75	13,760	75	13,760	75
55,289	21	3,246	99	3,246	99	3,246	99
11,997	52	704	61	704	61	704	61
4,18,742	19	24,650	23	24,650	23	24,650	23
6,02,532	65	35,385	01	35,385	01	35,385	01
12,523	48	735	48	735	48	735	48
5,86,259	73	74,093	82	74,093	82	34,038	24	* 40,055	58
41,039	75	24,142	35	24,142	35	2,382	79	* 21,759	56
96,663	84	53,516	35	53,516	35	5,612	29	* 47,904	06
1,15,111	42	56,316	47	56,316	47	6,683	39	* 49,633	08
5,55,730	68	1,59,336	85	1,59,336	85	32,265	70	* 1,27,071	15
...	6	17	6	17	* 6	17
35,99,532	45	5,10,957	53	5,10,957	53	2,21,527	93	* 2,86,429	60

Appendix

No.	Particulars of Loans	Rate of Interest per Annum.	Balance due on 1st April 1964		Amount raised in 1964-65		Total		Amount repaid in 1964-65	
1	2	3	4		5		6		7	
			Rs.	Ps.	Rs.	Ps.	Rs.	Ps.	Rs.	Ps.
	Advances brought forward ...		49,88,196	45	...		49,88,196	45	13,88,664	00
29	Advance of Rs. 6,22,459.88 from Net-Premia Fund-1964-65 ...	4½ per cent.	...		6,22,459	88	6,22,459	88	...	
30	Advance of Rs. 1,32,299.72 from Municipal Fire and Accident Insurance Fund-1964-65 ...	Do.	...		1,32,299	72	1,32,299	72	...	
31	Advance of Rs. 2,94,154.55 from Hospital Fund-1964-65 ...	Do.	...		2,94,154	55	2,94,154	55	...	
32	Advance of Rs. 4,45,195.94 from Plant and Machinery Depreciation Fund-1964-65 ...	Do.	...		4,45,195	94	4,45,195	94	...	
33	Advance of Rs. 10,84,822.82 from Land (Reclamation and Acquisition) Fund-1964-65 ...	Do.	...		10,84,822	82	10,84,822	82	...	
	Total (Pl. & Mach.) ...		49,88,196	45	25,78,932	91	75,67,129	36	13,88,664	00
	Advances from Net Premia Fund for meeting expenditure on Renewal of Road Surface for which no provision exists in the Renewal of Road Surfaces Fund—									
1	Advance of Rs. 69-25 taken in 1949-50	3 per cent.		2 06				2 06		2 06
2	Advance of Rs. 5,83,395-81 taken in 1950-51	3½ per cent.		94,850 76				94,850 76		46,675 35
3	Advances of Rs. 2,04,259-50 taken in 1951-52.	3½ per cent.		50,327 88				50,327 88		16,164 70
4	Advance of Rs. 1,24,962-19 taken in 1952-53.	4 per cent.		40,787 10				40,787 10		9,608 52
5	Advance of Rs. 1,74,169-50 taken in 1953-54.	4 per cent.		69,737 82				69,737 82		12,875 49
6	Advance of Rs. 1,23,479-73 taken in 1954-55	4 per cent.		58,217 62				58,217 62		8,777 30
	Total (Rd. Surface) ...		3,13,923	24			3,13,923	24		94,103 42
	Total Advances at pages 65-66(C.W.) ...		84,752	70			84,752	70		64,217 55
	Total Advances as above (P. & M.) ...		49,88,196	45	25,78,932	91	75,67,129	36	13,88,664	00
	Total Advances as above (Rd. S.) ...		3,13,923	24			3,13,923	24		94,103 42
	Total Advances from Special Funds ...		53,86,872	39	25,78,932	91	79,65,805	30	15,46,984	97
	Total loans from Govt. Public at Pages 63-64 ...		52,26,24,761	83	3,20,00,000	00	55,46,24,761	83	5,19,22,829	74
	Grand Total—Loans and Advances ...		52,80,11,634	22	3,45,78,932	91	56,25,90,567	13	5,34,69,814	71

No. 11 City—(Concl.)

Balance due on 31st March 1965		Interest outstanding on 1st April 1964		Interest payable in 1964-65		Total Interest due		Deduct-Interest paid by the State Bank of India and in Office		Outstanding Balance on 31st March 1965	
8		9		10		11		12		13	
Rs.	Ps.	Rs.	Ps.	Rs.	Ps.	Rs.	Ps.	Rs.	Ps.	Rs.	Ps.
35,99,532	45	5,10,957	53	5,10,957	53	2,24,527	93	* 2,86,429	60
622,459	88
1,32,299	72
2,94,154	55
4,45,195	94
1,084,822	82
61,78,465	36	5,10,957	53	5,10,957	53	2,24,527	93	* 2,86,429	60
...	0	06	0	06	0	06
48,175	41	3,082	65	3,082	65	3,082	65
34,163	18	1,887	30	1,887	30	1,887	30
31,178	58	1,631	48	1,631	48	1,631	48
56,862	33	2,789	51	2,789	51	2,789	51
49,440	32	2,328	70	2,328	70	2,328	70
2,19,819	82	11,719	70	11,719	70	11,719	70
20,535	15	3,390	11	3,390	11	3,390	11
61,78,465	36	5,10,957	53	5,10,957	53	2,24,527	93	* 2,86,429	60
2,19,819	82	11,719	70	11,719	70	11,719	70
64,18,820	33	5,26,067	34	5,26,067	34	2,39,637	74	* 2,86,429	60
50,27,01,932	09	7,74,794	29	2,11,84,637	13	2,19,59,431	42	1,98,48,936	30	4,51,103	71
50,91,20,752	42	§ 7,74,794	29	2,17,10,704	47	2,24,85,498	76	2,00,88,574	04	* 16,59,391	41
										§§ 4,51,103	71
										19,45,821	01

* To be treated as savings.

§ This is the total figure of Renewed Grants under Stt. 'A' 'A-1' and Stt. 'B'

§§ This is the total figure of outstanding balance required for renewal under Stt. 'A,' 'A-1' and Stt. 'B' and 'C' for the next year. (1965-66)

APPENDIX

Statement showing Outstanding Loans due by the Municipality (Suburban Area), the Interest paid by the State Bank of India and in office during the year and the balance

Serial No.	Particulars of Loans.	Rate of Interest.	Balance due on 1-4-1964.	Amount raised in 1964-65.	Total.
(1)	(2)	(3)	(4)	(5)	(6)
		Rs.	Rs. pP.	Rs. pP.	Rs. pP.
	Loans raised from Government.				
1	Loan for laying pipe line for Oil Refineries at Trombay, 1st Instalment, Rs. 15 lakhs ...	4 %	1,77,817 30	...	1,77,817 30
	Loans raised from the Public.				
1	Loan for laying underground Drain in Bandra and Khar Area (Bandra).	4 1/2 %	4,00,000 00	}	9,22,000 00@
		4 %	2,22,000 00		
2	Loan for construction of quarters for Conservancy Staff (Bandra) ...	4 %	48,000 00	...	48,000 00@
3	Loan for repayment to Government of the cost of the Khar Water Supply Scheme (Bandra) ...	4 %	1,00,000 00	...	1,00,000 00@
4	Loan for underground drainage scheme (Kurla) ...	4 1/2 %	1,65,500 00	...	1,65,500 00@
5	Rs. 20 lakhs Bombay Municipal Suburbs Loan of 1950-51 for financing Capital Works such as Water Works, Roads, etc., pertaining to Budget 'D' ...	3 1/2 %	20,00,000 00	...	20,00,000 00@
6	Rs. 25 lakhs Bombay Municipal Suburbs Loan of 1951-52 for financing Capital Works such as Water Works, Roads, etc., pertaining to Budget 'D' ...	3 1/2 %	25,00,000 00	...	25,00,000 00@
7	Rs. 25 lakhs Bombay Municipal Suburbs Loan of 1952-53 for financing Capital Works such as Water Works, Roads, etc. pertaining to Budget 'D' ...	4 %	25,00,000 00	...	25,00,000 00@
8	Rs. 20 lakhs Bombay Municipal Suburbs Loan of 1953-54 for financing capital Works such as Water Works, Roads, etc. pertaining to Budget 'D' ...	4 %
9	Rs. 55 Lakhs Bombay Municipal Suburbs Loan of 1954-55 for financing Capital Works such as Water Works, Roads, etc., pertaining to Budget 'D' ...	4 %	55,00,000 00	...	55,00,000 00@
10	Rs. 50 Lakhs Bombay Municipal Suburbs Loan of 1955-56 for financing Capital Works Such as Water Works, Roads, etc., pertaining to Budget 'D' ...	4 %	50,00,000 00	...	50,00,000 00@
11	Rs. 42 lakhs Bombay Municipal suburbs Loan of 1956-57 for financing Capital Works such as Water Works, Roads etc. pertaining to Budget 'D' ...	4 %	42,00,000 00	...	42,00,000 00@
12	Rs. 60 lakhs Bombay Municipal suburbs Loan of 1957-58 for financing Capital expenditure such as Water Works, Roads etc., pertaining to Budget 'D' ...	4 1/2 %	60,00,000 00	...	60,00,000 00
13	Rs. 60 Lakhs Bombay Municipal Subs Loan of 1958-59 for financing Capital expenditure such as Water Works Roads etc. Pertaining to Budget 'D' ...	4 1/2 %	60,00,000 00	...	60,00,000 00
14	Rs. 1 Crore 25 lakhs Bombay Municipal Subs Loan of 1959-60 for financing capital expenditure such as Water Works, Road etc. Pertaining to Budget 'D' ...	4 %	1,25,00,000 00	...	1,25,00,000 00
15	Rs. 77 lakhs Bombay Municipal (Subs.) Loan of 1960-61.	4 1/2 %	77,00,000 00	...	77,00,000 00
16	Rs. 10 lakhs Bombay Municipal (Subs.) Internal Loan of 1960-61.	4 1/2 %	10,00,000 00	...	10,00,000 00
17	Rs. 55 lakhs Bombay Municipal (Subs.) Loan of 1961-62.	4 1/2 %	55,00,000 00	...	55,00,000 00
18	Rs. 50 lakhs Bombay Municipal (Subs.) Internal Loan of 1961-62.	4 1/2 %	50,00,000 00	...	50,00,000 00
19	Rs. 160 lakhs Bombay Municipal (Subs.) Loan of 1962-63.	4 1/2 %	1,60,00,000 00	...	1,60,00,000 00
20	Rs. 110 lakhs Do. 1963-64.	4 1/2 %	1,10,00,000 00	...	1,10,00,000 00
21	Rs. 50 lakhs Bombay Municipal (Subs.) Internal Loan of 1963-64.	4 1/2 %	50,00,000 00	...	50,00,000 00
22	Rs. 75 lakhs Bombay Municipal (Subs.) Loan of 1964-65.	5 %	...	75,00,000 00	75,00,000 00
23	Rs. 70 lakhs Bombay Municipal (Subs.) Internal Loan 1964-65.	4 1/2 %	...	70,00,000 00	70,00,000 00
	Total ...		9,88,13,317 30	1,45,00,000 00	11,33,13,317 30

@ As under the terms of these loans the bonds cannot be repaid to the holders before the dates stipulated in the debentures.

No. 11—Suburbs.

Outstanding on 1st April 1965 on the different Loans, the amount payable for the year 1964-65, the amount outstanding on 31st March 1965.

Amount repaid in 1964-65.		Balance due on 31-3-1965.		Interest outstanding on 1-4-1964.		Interest payable in 1964-65.		Total Interest due.		Deduct—Interest paid.		Outstanding Balance on 31-3-1965.	
(7)		(8)		(9)		(10)		(11)		(12)		(13)	
Rs.	nP.	Rs.	nP.	Rs.	nP.	Rs.	nP.	Rs.	nP.	Rs.	nP.	Rs.	nP.
1,77,817	30	79	03	7,033	65	7,112	68	7,112	68
...	...	9,22,000	00	2,303	25	38,880	00	41,183	25	38,890	75	2,292	50
...	...	48,000	00	1,920	00	1,920	00	1,920	00	00	00
...	...	1,00,000	00	4,000	00	4,000	00	4,000	00	00	00
...	...	1,65,500	00	3,955	50	7,447	50	11,403	00	9,357	75	2,045	25
...	...	20,00,000	00	650	00	65,000	00	65,650	00	38,187	35	27,462	65
...	...	25,00,000	00	11,250	00	93,750	00	1,65,500	00	1,05,000	00
25,00,000	00	18,620	00	50,000	00	68,620	00	* 59,180	00	9,440	00
...
55,00,000	00	1,10,000	00	1,10,000	00	1,10,000	00	00	00
...	...	50,00,000	00	3,656	00	2,00,000	00	2,03,656	00	2,00,758	00	2,898	00
...	...	42,00,000	00	1,68,000	00	1,68,000	00	1,68,000	00	00	00
...	...	60,00,000	00	21,250	00	2,55,000	00	2,76,250	00	2,76,250	00
...	...	60,00,000	00	55,250	00	2,55,000	00	3,10,250	00	3,10,250	00
...	...	1,25,00,000	00	2,33,600	00	5,00,000	00	7,33,600	00	4,94,500	00	2,39,100	00
...	...	77,00,000	00	6,162	56	3,27,250	00	3,33,412	56	3,26,931	23	6,481	33
...	...	10,00,000	00	42,500	00	42,500	00	42,500	00
...	...	55,00,000	00	297	56	2,33,750	00	2,34,047	56	2,33,601	24	446	32
...	...	50,00,000	00	2,12,500	00	2,12,500	00	2,12,500	00
...	...	1,60,00,000	00	14,855	70	7,60,000	00	7,74,855	70	7,62,291	24	12,564	46
...	...	1,10,00,000	00	5,22,500	00	5,22,500	00	65,22,262	50	237	50
...	...	50,00,000	00	1,37,881	95	1,37,881	95	1,37,881	95
...	...	75,00,000	00
...	...	70,00,000	00
81,77,817	30	10,51,35,500	00	3,71,929 *	60	39,92,413	10	43,64,342	70	40,61,374	69	3,02,968	01

The Sinking Fund has been invested as shown in detail in Appendix No. 10
* Rs. 6,666.69 paid from Interest accrued but not paid a/c

APPENDIX No. 11. (Extended Suburbs).

Statement showing Outstanding Loans due by the Municipality (Extended Suburban Area), the Interest Outstanding on 1st April 1964 on the different Loans, the amount payable for the year 1964-65, the amount paid by the State Bank of India and in office during the year and the balance Outstanding on 31st March 1965.

Serial No.	Particulars of Loan.	Rate of interest.	Balance due on 1-4-1964.	Amount raised in 1964-65.	Total.	Amount repaid in 1964-65.	Balance due on 31-3-1965	Interest outstanding on 1-4-1964.	Interest payable in 1964-65.	Total Interest due.	Deduct Interest paid.	Outstanding balance on 31-3-1965.
		Rs.	Rs.	Rs.	Rs.	Rs.	Rs.	Rs.	Rs.	Rs.	Rs.	Rs.
Loans raised from the Public.												
1	4½ per cent. 25 lakhs Bombay Municipal Extended Suburbs Internal Loan of 1957-58 for financing Capital Works such as Water Works, etc. ...	4½%	25,00,000	...	25,00,000	...	25,00,000	...	1,06,250	1,06,250	1,06,250	...
2	4½ per cent. 20 lakhs (Out of 35 lakhs) Bombay Municipal Extended Suburbs Internal Loan of 1958-59 for financing Capital Works such as Water Works, etc. ...	4½%	20,00,000	...	20,00,000	...	20,00,000	...	85,000	85,000	85,000	...
3	4 per cent. Rs. 25 lakhs Bombay Municipal Extended Suburbs Loan of 1959-60 for financing Capital Works such as Water Works, etc. ...	4%	25,00,000	...	25,00,000	...	25,00,000	5,100	1,00,000	1,05,100	97,020	8,080
4	4½ per cent. Rs. 20 lakhs Bombay Municipal Extended Suburbs Loan of 1960-61 for financing Capital Work, such as Water Works etc. ...	4½%	22,00,000	...	22,00,000	...	22,00,000	42.52	93,500	93,54.252	93,011.25	531.27
5	4½ per cent. Rs. 10 lakhs Bombay Municipal Extended Suburbs (Internal) Loan of 1960-61 for financing Capital Works such as Water Works, etc. ...	4½%	10,00,000	...	10,00,000	...	10,00,000	...	42,500	42,500	42,500	...
6	4½ per cent. Rs. 50 lakhs Bombay Municipal Extended Suburbs Loan of 1961-62 for financing Capital Works such as Water Works etc, ...	4½%	55,00,000	...	55,00,000	...	55,00,000	...	2,33,750	2,33,750.00	2,33,750.00	...
7	4½ per cent. Rs. 30 lakhs Bombay Municipal Extended Suburbs Loan of 1962-63 for financing Capital Expenditure such as Water Works etc. ...	4½%	30,00,000	...	30,00,000	...	30,00,000	21,601.10	1,42,500	1,64,101.10	1,49,672.78	14,428.32
8	4½% Rs. 25 lakhs Bombay Municipal Extended (Sub.) Internal Loan 1964-65 ...	4½%	...	25,00,000	25,00,000	...	25,00,000
	Total ...		1,87,00,000	...	2,12,00,000	...	2,12,00,000	26,743.62	8,03,500	8,30,243.62	8,07,204.03	23,039.59

Statement showing the amounts of the Receipts and Expenditure respectively credited to the credit of the Fund at the close of the

		Details,		Total.	
		Rs.	nP.	Rs.	nP.
RECEIPTS—A.—REVENUE ACCOUNT.					
	A.—General Tax	7,11,52,288	44		
	B.—Town Duties	1,54,34,480	16		
	C.—Other Receipts—				
	(a) Grant-in-aid of the fees for Land Conveyance, Music, etc., Licences	12,399	00		
	(b) Grant-in-aid in respect of fines for offences against the Law	6,01,605	66		
1.	General Tax, Indirect Taxation and Miscellaneous Revenue	46,00,523	85		
	(c) Interest and Profit on Investment of Surplus Loan and other balances	93,221	81		
	(d) Interest on Plant and Machinery Depreciation Fund	9,19,613	09		
	(e) Miscellaneous	17,947	09		
	(f) Receipts on account of Municipal Journal	2,11,419	67		
	(g) Receipts from M.G.M.O. Swimming Pool				
	D.—Receipts on account of proportionate cost of collection of Education cess	71,426	18		
	E.—	93,115	61		
	Water Works—Water Tax and other Miscellaneous Water Works Revenue—			9,32,08,040	56
	A.—Water Tax	4,84,57,957	82		
	B.—Other Receipts	12,83,226	84		
3.	Museums			4,97,41,184	66
				18,500	54
4.	Free Reading Rooms and Libraries			1,775	98
5.	Public Health Department			9,38,283	65
6.	Medical Relief and Education			12,32,659	58
7.	Street Cleansing and Conservancy, Road Watering and Halalkhore Service—				
	A.—Halalkhore Tax	1,11,40,107	38		
	B.—Other Receipts	7,66,791	71		
	C.—Tax on Dogs	53,003	27		
8.	Roads, S. W. Drains and Public Lighting—			1,19,59,902	36
	A.—Wheel Tax	78,13,904	86		
	B.—Contribution from Government in lieu of Tolls	25,000	00		
	C.—Other Receipts—				
	(a) Ground Rent	57,258	55		
	(b) Miscellaneous	9,74,916	78		
	(c) Interest realised on Donations	2,125	39		
9.	Mechanical			88,73,205	58
				7,02,399	16
10.	Buildings, Land Acquisition and Management—				
	A.—Sale Proceeds of Surplus Land	2,56,935	25		
	B.—Other Receipts—				
	(a) Rent of Buildings	5,20,288	15		
	(b) Ground Rent	2,92,323	83		
	(c) Miscellaneous	12,19,771	73		
	C.—Contribution from the Capital Funds on account of Special Land Acq. staff	1,14,637	82		
11.	Fire Brigade—			24,03,956	78
	A.—Fire Tax	22,76,663	88		
	B.—Other Receipts	72,906	78		
12.	Licensing Removal of Encroachments on Public Streets, Administration of Shops & Establishments Act, 1948 and Theatre Tax—			23,49,570	66
	A.—Licences for Dangerous and Offensive Trades	28,24,342	53		
	B.—Removal of Encroachments on Public Streets	19,66,963	83		
	C.—Receipts from Administration of Shops and Establishments Act	3,84,503	73		
	D.—Miscellaneous	9,72,434	52		
	E.—Receipts from Theatre Tax	7,23,788	46		
13.	Gardens and Open Spaces			68,72,033	07
				1,16,263	46
14.	Markets and Slaughter Houses			63,76,172	83
15.	Contribution from Capital Funds to Revenue on account of Loan Works Staff			5,59,228	09
16.	Extraordinary Receipts			1,92,384	43
17.	Rebate from Government on account of collection of the Urban Immoveable Property Tax in the City			25,728	42
18.	Transfers from the B. E. S. & T. Fund			28,65,461	22
19.	Receipts from Government on account of Urban Immoveable Property Tax			13,52,359	72
20.	Grant in aid from Central Government on account of additional Exp. due to increase in employments etc.			33,26,396	00
Total—Revenue Receipts Rs.				19,31,15,506	75

No. 15. (City)

and debited to the Municipal Fund during the year 1964-65 and the balance year 1964-65 (i. e. 31st March 1964).

	Details.		Total.	
	Rs.	pP.	Rs.	pP.
RECEIPTS—B.—CAPITAL ACCOUNT—				
Loan Funds—				
Debt—Principal—				
Loan of 1964-65	3,20,00,000	00		
Advances from Special Funds for purchase of Plant and Machinery—				
Net Premia Fund	6,22,459	88		
Municipal Fire and Accident Insurance Fund	1,32,299	72		
KEM. Hospital Equipment Fund				
Land (Acquisition and Reclamation) Fund	10,84,822	82		
Hosita Fund	2,94,154	55		
Plant and Machinery Depreciation Fund	4,45,195	94		
Advances from Net Premia Fund and Special Funds for renewal (1) of Surfaces of Roads for which no renewal Fund exists and (2) of Surfaces of Roads taken over from Ex-Trust				
Advance from Net premia fund for Repayment of Rs. 28 lakhs Loan of 1929				
			3,45,78,932	91
Trust Fund—				
Government share of the cost of Preliminary Expenses in connection with preparation of the Master Plan for Bombay City and Greater Bombay				
Donations	2,00,000	00		
Interest on investments				
			2,00,000	00
Total Capital Account Receipts Rs			3,47,78,932	91
RECEIPTS—C.—SUSPENSE ACCOUNT—				
I.—Sinking and Special Fund Accounts—				
Sinking Fund account—Municipal	2,93,88,611	31		
Special Fund Accounts	2,63,30,607	07		
Improvement Schemes Fund Account—				
(a) Sinking Fund Account	47,06,144	30		
(b) Investment Reserve Fund Account	4,09,352	11		
Sinking Fund Account—Slum clearance (City)	3,30,338	50		
Sinking Fund Account Slum clearance (Suburbs)	1,34,208	82		
Amenities Fund Account.	75,979	37		
Rent Equalisation Fund Account.	2,33,198	91		
			6,16,08,440	39
II.—Paper and Cash Accounts—				
1. Sinking Fund	4,78,91,318	75		
2. Special Funds	1,13,30,697	47		
3. Surplus Fund	5,41,69,963	34		
4. Loan Fund	1,00,00,000	00		
5. Improvement Schemes Funds—				
(a) Sinking Fund	53,84,130	07		
(b) Capital Fund	1,16,13,181	10		
(c) Investment Reserve Fund	17,747	31		
6. Improvement Schemes A/c (Slum Clearance) City—				
(a) Sinking Fund	141	94		
(b) Capital Fund	5,25,800	00		
7. Improvement Schemes A/c (Slum Clearance) Subs.				
(a) Sinking Fund	191	25		
(b) Capital Fund	1,38,858	14		
8. Amenities Fund	2,954	06		
9. Rent Equalisation Fund	3,231	68		
State Bank of India and other Local Banks on account of Sundry deposits	10,66,98,770	00		
			24,77,76,985	11
II.—Suspense Accounts—				
Deposit Account	8,45,46,374	42		
Reserve Stores Account	1,56,94,809	63		
Reserve Stores a/c—Stock (Foras Road Depot)	1,31,958	23		
Capital Stores Accounts	1,76,90,629	33		
Capital Stores a/c Stock Foras Road Depot	30,836	29		
Purchase of Petrol and Diesel Oil	6,78,799	85		
Advances to public including co-operatives for Housing Purposes	160	00		
Advances Departmental Works	13,95,140	90		
Advances Municipal Workshops	3,69,834	67		
Municipal Foundry	85,208	11		
Worli Crushers	1,39,862	98		
Sewri Crushers	2,15,540	80		
Mechanical Transport	52,79,223	77		
Asphalt Plant	5,15,160	60		
Pre-Cast Concrete Slabs	6,202	17		
Municipal Printing Press	14,06,019	81		
Advances Private Works	3,56,769	66		
Servicing of Vehicles and recharging of Batteries.				
Reinstatement of Trenches	13,75,769	03		
Advances Special Funds	19,46,721	43		
Municipal Contractors	1,11,243	94		
Municipal Tenderers	19,163	75		
Sundry Advances	69,84,588	87		
Advances for demolition of unauthorised structures and for removal of unsafe Buildings in the City	26,911	97		
Advances to Municipal Officers—				
Interest Accrued but not paid	45,127	55		
Provident Fund	3,60,406	25		
Welfare Fund	1,91,02,724	97		
Fines Fund	553	37		
Fidelity Guarantee Insurance Fund	11,206	66		
Bombay Municipal Corporation Loans Interest Warrants payable Account	10,493	76		
City of Bombay Improvement Trust Loans Interest Warrants Payable Account	94,92,193	05		
Cash Bills outstanding Account	10,69,445	55		
Dishonoured Cheques	1,25,110	31		
Cheques payable	45,02,116	31		
Wages Deposit Account	35,78,01,144	26		
Loan Redemption Fund—Municipal	73,10,768	24		
Loan Redemption Fund—Improvement Schemes...	5,34,69,814	70		
Manufacture of concrete covers—Recoveries	61,09,246	11		
Interest on B. I. T. Loans payable Account				
Debt-charge Equalisation Fund	4,293	96		
Plant and Machinery Purchased out of S. C. B.	1,42,431	04		
Pension Fund				
Gratuities Fund	52,88,834	33		
	14,17,999	07	60,52,70,844	70
Total Receipts— C.—Suspense Accounts			91,46,56,270	20

	Details.		Total.	
	Rs.	nP.	Rs.	nP.
RECEIPTS—D.—IMPROVEMENT SCHEMES ACCOUNT—				
General Account Revenue—				
I.—Rent and other proceeds of Properties ...	85,55,300	14		
II.—Contribution from the Municipal Corporation under Section 125(2)(d) of the Municipal Act ...	54,84,915	46		
III.—Grant-in-aid for meeting deficit in General Account ...	10,00,000	00		
IV.—Interest and Profit on Investments ...	3,96,243	92		
V.—Miscellaneous Receipts ...	1,92,561	03		
VI.—Transfer from Capital Account to meet the deficit in General Account ...	3,89,487	59		
Total Rs. ...			1,60,18,508	14
Capital Account—				
II.—Sale proceeds of Lands, Buildings, etc. ...	6,17,860	90		
I.—Transfer to General Account from Capital Account Loan for 1962-63 ...	3,89,487	59		
Total—Capital Account Receipts Rs. ...			2,28,373	31
Total—D.—Improvement Schemes ...			1,62,46,881	45
RECEIPTS—E.—IMPROVEMENT SCHEMES ACCOUNT—SLUM CLEARANCE (CITY)—				
General Account Revenue—				
I.—Rents and other proceeds of Properties ...	10,39,145	26		
II.—Grant-in-aid for meeting deficit ...				
III.—Interest and Profit on Investment ...	1,02,622	87		
IV.—Miscellaneous Receipts ...				
V.—Appropriation from Capital Account to meet deficit in General Account ...	3,49,847	85		
Capital Account—				
I.—Sale proceeds of Lands and Buildings ...				
II.—Loans from Government ...	4,52,405	00		
III.—Loan raised in 1964-65 ...	30,00,000	00		
Subsidy from Government ...	4,23,399	00		
Transfer to General Accounts ...	3,49,487	85		
Total—Capital Account Receipts ...			35,25,956	15
Total—E.—Improvement Schemes Slum Clearance (City) ...			50,17,772	13
RECEIPTS—F.—IMPROVEMENT SCHEMES ACCOUNT—SLUM CLEARANCE (Subs.)—				
General Account Revenue—				
I.—Rents and other proceeds of properties ...	94,421	55		
II.—Contribution from Municipal Corporation (Suburbs) ...	15,48,538	00		
III.—Interest and Profits on Investments ...	2,29,370	20		
IV.—Miscellaneous Receipts ...				
V.—Transfer of Revenue Surplus to Capital Account ...	13,45,977	89		
Capital Account—				
I.—Receipts ...				
II.—New Loans in 1964-65 ...	1,08,900	00		
Transfer of Revenue Surplus ...	13,45,977	89		
Loan from Government ...	7,19,275	00		
Subsidy from Government ...	10,02,187	00		
Total—Capital Account Receipts ...			31,76,339	89
Total—F.—Improvement Schemes Account—Slum Clearance (Subs.) ...			37,02,691	75
EXPENDITURE—A.—REVENUE ACCOUNT.				
I.—General Supervision, Collection of Revenue etc.—				
A.—General Superintendence ...	41,62,173	44		
B.—Collection of Revenue ...	27,55,921	88		
C.—Upkeep and guarding of Municipal Head Office ...	2,92,069	78		
D.—General Stores ...	3,67,754	04		
E.—Miscellaneous Charges ...	5,59,784	31		
F.—Election Expenses ...	4,289	64		
H.—Provident Fund charges ...	2,53,159	80		
I.—Debt Charges ...	5,43,470	07		
Deduct—Proportion of General Superintendence chargeable to the Water Works, VII—Street Cleansing, VIII—Roads, Fire Brigade Markets, and Improvement Schemes Account and Education Fund Account Budget D & F ...	30,58,938	18		
II.—Water Works—				
A.—Maintenance ...	68,26,216	59		
B.—Income Tax on income derived by the Municipality for supply of water to areas outside Municipal Jurisdiction ...	81,000	00		
C.—Provident Fund Charges ...	2,09,335	78		
D.—Pension, Gratuties and Comspionate Allowances ...	1,83,800	00		
E.—Proportion of General Supervision and Collection of Revenue, etc. ...	13,81,922	57		
F.—Debt Charges ...	2,95,35,432	40		
G.—Provision for Equalisation of Debt Charges ...				
III.—Museums—				
A.—Victoria and Albert Museum ...	99,138	00		
B.—Provident Fund, Charges ...	2,308	00		
C.—Debt Charges ...	1,175	93		
IV.—Free Reading Rooms and Libraries—				
A.—Municipal Free Reading Rooms and Libraries ...	3,07,703	12		
B.—Provident Fund etc charges ...	2,771	00		
V.—Public Health Department—				
A.—General Superintendence ...	39,02,830	60		
B.—Supply of milk to the undernourished needy children attending Municipal Schools ...	4,22,064	14		
C.—Provident Fund, Charges ...	1,11,634	76		
E.—Census ...				
F.—Debt Charges ...	9,01,259	90		
Malaria Eradication Programme ...	54,767	52		
Institute of Public Health ...	11	23		
Expenditure—A.—Revenue—Carried over ...				
			53,92,568	15
			4,99,03,056	32

No. 15—(Continued)—City.

	Details.		Total.	
	Rs.	pP.	Rs.	pP.
			4,99,03,056	32
B/o.				
VI.—Medical Relief and Education—				
A.—Hospitals and Maternity Homes—	2,07,58,051	83		
B.—Dispensaries ...	9,21,154	29		
C.—Medical and Nursing Assistance to poor people in their houses ...	429	44		
D.—Family planning clinics ...	23,205	43		
E.—Medical Education ...	29,52,399	39		
F.—Statutory Contribution to Government Medical Institutions ...	4,14,500	04		
G.—Clinic for treatment of Leprosy cases ...	1,15,505	70		
I.—Providing a convalescent home of 120 Beds with Equipments, Staff quarters near K. E. M. Hospital ...	38,88,941	01		
J.—Debt Charges ...	Cr. 52	21		
K.—Construction of full fledged Buildings at L. T. M. G. H. Sion ...	16,32,179	53		
L.—Grant-in-aid to Public Institutions ...	2,88,501	36		
K.—Provident Fund, charges			3,09,94,815	81
VII.—Street Cleansing and Conservancy, Road Watering and Halalkhore Service—				
A.—Street Cleansing and Conservancy ...	15,10,717	89		
B.—Collection, Loading Removal and disposal of Town Refuse ...	1,79,76,722	27		
C.—Road Watering ...				
D.—Halalkhore Service ...	95,43,411	33		
F.—Provident Fund Charges ...	6,20,372	22		
G.—Pension Gratuities and Compassionate allowances ...	2,11,900	00		
H.—Debt Charges ...	39,32,678	83		
			3,37,95,802	54
VIII.—Roads S. W. Drains and Public Lightings—				
A.—General ...	9,38,562	52		
B.—Maintenance of Roads ...	49,17,051	51		
C.—Public Lighting ...	38,70,086	18		
D.—Maintenance of S. W. Drains ...	1,31,197	45		
E.—Rebate on Account of the compounded wheel-tax, ...	22,217	00		
F.—Provident Fund etc. Charges ...	1,27,198	50		
H.—Debt Charges ...	60,01,986	45		
I.—Proportionate Cost of Collection of Wheel Tax Treating with 3" Asphaltic concrete surfaces etc. ...	1,18,911	43		
			1,61,27,211	04
IX.—Mechanical—				
A.—Mechanical Engineer's Office Estt. ...	5,64,111	79		
B.—Provident Fund Charges ...	12,136	18		
C.—Debt Charges ...	1,00,930	09		
			6,77,178	06
X.—Buildings, Land Acquisition and Management—				
A.—City Engineer's Central Office Establishment ...	6,52,405	02		
B.—Inspection and Supervision of Private Buildings ...	7,53,177	54		
C.—Removal of stall-boards in the City ...				
D.—Architectural ...	1,37,194	97		
E.—Land Acquisition and Management ...	4,55,399	97		
F.—Inspection and Supervision of Factories, Workshops and Work Places ...	70,169	31		
Debt Charges ...	28,02,254	45		
J.—Provident Fund, charges ...	67,133	22		
Deduct—Supervision Chargeable to Improvement Schemes Account ...	1,48,044	95		
			47,89,689	53
XI.—Fire Brigade—				
A.—Maintenance ...	19,47,818	35		
B.—Provident Fund, etc., Charges ...	4,814	00		
C.—Pension Gratuities and compassionate allowances ...	2,92,300	00		
D.—Proportion of General Supervision and Collection of Revenue ...	99,276	25		
E.—Debt Charges ...	3,08,021	87		
			26,52,230	47
XII.—Licensing, Removal of Encroachments on Public Streets and Administration of Shops and Establishment Act, 1948 and Theatre Tax—				
A.—Licensing Establishment ...	5,98,619	29		
B.—Removal of encroachments on Public Streets ...	7,46,195	23		
C.—Administration of Shops and Establishment Act, 1948 ...	3,46,322	42		
D.—Administration of Theatre Tax ...	28	00		
F.—Provident Fund, charges ...	44,155	81		
G.—Debt Charges ...	44,060	05		
			17,79,380	80
XIII.—Gardens and Open Spaces—				
A.—Gardens ...	12,55,414	52		
B.—New Gardens, Recreation Grounds etc. ...	16,281	77		
C.—Road side Trees ...	59,279	72		
D.—Open Air Theatre at Victoria Garden ...	6,739	56		
E.—Provident Fund, charges. ...	36,782	43		
G.—Debt Charges ...	4,40,078	60		
			18,14,576	60
XIV.—Markets and Slaughter Houses—				
A.—Markets and Slaughter Houses & Refrigerator at A. C. Market ...	30,83,856	88		
B.—Provident Fund and etc., charges ...	50,780	64		
C.—Pension Gratuities and compassionate allowances ...	75,300	00		
D.—Proportion of General Supervision ...	2,05,496	94		
F.—Debt Charges ...	4,62,973	94		
			38,78,408	40
XV.—Contribution to—				
(a) Budget 'B' under Section 125(2)(d) of the Bombay Municipal Corporation Act ...	54,84,915	46		
(c) Budget 'E' under Section 126C(c) of the Bombay Municipal Corporation Act ...	1,37,02,900	00		
(ce) Special Contribution to Budget 'E' under Section 126C(C-1) of the B.M.C. Act ...	1,00,00,000	00		
(e) Fines Fund and Welfare Fund ...	2,07,823	89		
			2,93,95,639	35
XVI.—Miscellaneous—				
(c) Pension Fund ...	25,85,700	00		
(d) Gratuities Fund ...	7,00,000	00		
Deduct—proportionate share chargeable to—	7,63,300	00		
			25,22,400	00
XVII.—Measures for civil Defence			1,10,980	42
Total Expenditure—A—Revenue account Rs.			17,84,41,369	34

	Details.	Total.
	Rs. pP.	Rs. pP.
EXPENDITURE B—CAPITAL ACCOUNT		
I.—General Supervision, Collection of Revenue, etc.	6,03,233.53	
II.—Water Works, ordinary	19,52,840.46	
II.—Augmenting City's Water Supply	1,95,43,535.76	
V.—Public Health Department	Cr. 81,694.35	
VI.—Medical Relief and Education	33,72,795.04	
VII.—Street Cleansing, Conservancy, Road Watering and Halalkhore Service	28,68,647.36	
VIII.—Roads, S. W. Drains and Public Lighting	70,64,385.75	
IX.—Mechanical	13,699.56	
X.—Buildings, Land Acquisition and Management	43,39,073.78	
XI.—Fire Brigade	16,464.82	
XIII.—Gardens and open spaces	6,36,166.65	
XIV.—Markets and Slaughter Houses	5,23,352.46	
XV.—Slum Service	515.34	
XVII.—Greater Bombay	Cr. 5.33	
XVIII.—Industrial Estate	9,43,438.52	
Discount and other charges on the new Loans		
Plant and Machinery to be purchased out of Net Premis Fund	3,48,654.61	
Plant and Machinery to be purchased out of Municipal Fire and Accident Ins. Fund	Cr. 24,603.35	
Plant and Machinery to be purchased out of K.E.M. Hospital Equipment Fund	Cr. 5,30,898.94	
Plant and Machinery to be purchased out of K. E. M. Hospital Research Fund	Cr. 1,38,071.42	
Plant and Machinery to be purchased out of Land (Reclamation and Acquisition) Fund	10,84,822.82	
Plant and Machinery to be purchased out of Pre-cast Concrete Slabs Pavement Renewal Fund		
Plant and Machinery to be purchased out of Plant and Machinery Depreciation Fund	4,41,3,754.2	
Plant and Machinery to be purchased out of Hospital Fund ...	8,989.77	
Plant and Machinery to be purchased out of Slum Service Fund		
Assets written off ...	Cr. 37,53,659.97	
Recoupment of Advance for Purchase of Capital Stores Account, Stock during 61-62 ...	13,89,063.63	
		4,06,22,121.92
Trust Fund—		
Expenditure ...		2,17,898.06
Total B—Capital Expenditure Rs. ...		4,08,40,019.98

EXPENDITURE—C.—SUSPENSE ACCOUNTS—	Details.		Total.	
	Rs.	nP.	Rs.	nP.
I.—Sinking and Special Fund Accounts—				
(1) Sinking Fund Account—Municipal	4,64,97,625	85		
(2) Special Fund Accounts	65,64,688	10		
(3) Improvement Schemes Fund Accounts—				
(a) Sinking Fund Account	53,89,225	11		
(b) Investment Reserve Fund Account	2,249	31		
Sinking fund A/C Slum Clearance City	4,030	96		
Amenities Fund Account	669	39		
Rent Equalisation Fund	528	88		
II.—Paper and Cash Accounts—			5,84,59,017	60
(1) Sinking Fund	3,07,82,304	21		
(2) Special Funds	3,07,80,814	72		
(3) Surplus Fund	7,48,56,841	46		
(4) Loan Fund	1,00,00,012	93		
(5) Improvement Schemes Funds—				
(a) Sinking Fund	47,01,049	26		
(b) Capital Fund	53,18,496	25		
(c) Investment Reserve Fund	4,23,068	46		
(6) Improvement Schemes A/C (Slum Clearance) City				
(a) Sinking Fund	3,28,231	13		
(b) Capital Fund	30,00,010	13		
(6) Improvement Schemes A/C (Slum Clearance) Subs.				
(a) Sinking Fund	1,34,400	07		
(b) Capital Fund	5,35,085	27		
Amenities Fund	78,264	04		
Rent Equalisation Fund	2,35,901	71		
State Bank of India and other Local Banks on account of Sundry Deposits	9,22,15,236	47		
III.—Suspense Accounts—			25,33,89,715	81
Deposit Account	8,05,33,967	49		
Reserve Stores Accounts	1,84,50,754	81		
Reserve Stores Account Stock—Fors Road Depot	1,85,457	49		
Capital Stores Accounts	1,69,58,732	57		
Capital Store Account Stock—Fors Road Depot	35,836	66		
Purchase of Petrol, and Diesel Oil	7,21,134	76		
Purchase of Coal				
Advances Departmental Works	19,47,445	50		
Advances Municipal Workshop	7,61,174	29		
Municipal foundry	93,918	71		
Worli Crushers	2,45,972	57		
Sewri Crushers	2,23,667	59		
Mechanical Transport	33,93,811	72		
Asphalt Plant	11,48,338	72		
Pre Cast Concrete Slabs				
Servicing of Vehicles and Recharging of Batteries				
Municipal Printing Press	19,91,831	33		
Advances Private Works	2,70,716	10		
Advances Special Funds	29,91,323	15		
Municipal Contractors	1,12,334	22		
Municipal Tenderers	19,916	25		
Sundry Advances	1,73,92,214	70		
Advance to public including co-operatives for Housing purposes	1,263	00		
Advance for demolition of unauthorised Structures and for Removal of unsafe Buildings in the City	1,28,665	22		
Repayment of Loans Municipal	5,34,69,814	70		
Do. (Impts. Schemes)	61,09,246	11		
Advances to Municipal Officers	76,246	00		
Provident Fund	1,91,02,724	97		
Welfare Fund	553	37		
Fines Fund	11,206	66		
Fidelity Guarantee Insurance Fund	10,493	76		
Bombay Municipal Corporation Loans Interest Warrants payable Account	94,87,699	43		
City of Bombay Improvement Trust Loans Interest Warrants Payable Account	10,67,068	90		
Dishonoured Cheques	45,02,116	31		
Cash Bill outstanding Account	1,13,178	74		
Cheques payable	35,81,50,898	80		
Wages Deposit Account	73,10,768	24		
Interest on B.I.T. Loans payable account	4,118	96		
Interest accrued but not paid	1,47,100	56		
Advance for manufacture of concrete Covers	3,400	00		
Debt-Charges Equalisation Fund	10,82,965	25		
Interest Receivable Account	1,40,000	00		
Proceeds of Rs. 2 Crores Loan	10,618	39		
Security Deposit in G. P. Notes with Central Rly.	1,40,465	00		
Reinstatement of Trenches	24,11,833	88		
Pension fund	52,88,834	33		
Gratuities fund	14,17,999	07		
Total Expenditure—Suspense Accounts			92,95,16,561	69

SUMMARY.

Receipts.			Disbursements.	
Rs.	nP.		Rs.	nP.
2,83,29,099	61	Balance on 1st April 1964		
19,31,15,506	75	A.—Revenue Account	17,84,41,369	34
3,47,78,932	91	B.—Capital Account	4,08,40,019	98
91,46,56,270	20	C.—Suspense Account	92,95,16,561	69
1,62,46,881	45	D.—Improvement Schemes Account	2,25,41,566	30
50,17,772	13	E.— Do. Slum Clearance (City)	25,43,562	00
37,02,691	75	F.— Do. do. (Suburbs)	33,06,464	62
1,16,75,18,055	19			
		Total Rs.	1,17,71,89,543	93
		* Balance on 31st March 1965	1,86,57,610	87
1,19,58,47,154	80	Total.	Total Rs.	1,19,58,47,154
				80

No. 15—Concluded (City)

	Details.		Total.	
	Rs.	nP.	Rs.	nP.
EXPENDITURE—D.—IMPROVEMENT SCHEMES ACCOUNT				
General Account Expenditure—				
A.—Maintenance of Properties and Streets	70,79,197	28		
B.—Cost of Management and Establishment	21,48,964	04		
C.—Proportionate charges on account of Municipal Supervision	6,16,958	34		
	98,45,119	66		
Deduct—				
Proportionate share of cost of Management and Establishment chargeable to				
(a) General Account	21,56,889	79		
(b) Capital Account	6,09,032	59		
Do. do. do.			70,79,197	28
D.—Debt Charges			89,39,310	86
Total			1,60,18,508	14
Capital Account—				
Improvement and Street Schemes, etc.	59,14,025	57		
Proportionate share of cost of Management and Establishment chargeable to General account	6,09,032	59		
Total			65,23,058	16
Total—General and Capital Account Expenditure			2,25,41,566	30
EXPENDITURE—E.—IMPROVEMENT SCHEMES ACCOUNT—SLUM CLEARANCE—CITY—				
General Account Expenditure—				
A.—Maintenance of Properties and Streets	4,97,796	24		
B.—Cost of Management and Establishment				
C.—Proportionate Charges on account of Municipal Supervision				
Deduct—	4,97,796	24		
Proportionate Share chargeable to General Account, (s) Maintenance of Properties				
do. do. do. to Capital Account			4,97,796	24
D.—Debt Charges			9,94,019	74
Total			14,91,815	98
Capital Account—				
Expenditure	10,51,746	02		
Proportionate share of cost of Management and Establishment chargeable to Capital Account				
Transfer of Revenue Deficit from General Account (under Slum Clearance)				
Total			10,51,746	02
Total, E.—Improvement Schemes Account—Slum Clearance (City)			25,43,562	00
EXPENDITURE—F.—IMPROVEMENT SCHEMES ACCOUNT—SLUM CLEARANCE—(SUBURBS)—				
General Account Expenditure—				
A.—Maintenance of Properties and Streets	46,631	61		
B.—Cost of Management and Establishment				
C.—Proportionate charges on account of Municipal Supervision				
Deduct—	46,631	61		
Proportion chargeable to General Account				
Do. Capital Account			46,631	61
D.—Debt Charges			4,79,720	25
Total			5,26,351	86
Capital Account—				
Expenditure	27,80,112	76		
Transfer of Revenue Deficit to Capital A/C.				
Total			27,80,112	76
Total, F.—Improvement Schemes Account—Slum Clearance—(Suburbs)			33,06,464	62
Bank's reconciliation —				
* Balance as per Bank's Pass Book			1,32,08,402	77
Add—				
Revenue sent to the Bank on 31st March 1965 but acknowledged on 1st April 1965			3,14,571	42
			1,35,22,974	19
Less—				
Uncashed Cheques			51,42,911	51
Balance in Bank as per Day Book (Column No. 10)			1,83,80,062	68
Balance in Office in Government Promissory Notes, etc.	8,20,725	00		
Balance in Office in Cash	94,56,823	19	1,02,77,548	19
			1,86,57,610	87

APPENDIX No. 15
(Suburbs)

Statement showing the Amounts of the Receipts and Expenditure respectively credited and debited to the Municipal Fund during the year 1964-65 and the Balance at the credit of the Fund at the close of the year 1964-65 (i.e., 31st March 1965).

	Details.		Total.	
	Rs.	P.	Rs.	P.
RECEIPTS—A.—REVENUE ACCOUNT.				
1. General Tax, Indirect Taxation and Miscellaneous Revenue—				
A.—General Tax	2,08,30,044	20		
B.—Grants-in-aid in respect of fines for offences against the law	1,27,669	60		
C.—Interest and profit on Investment of Surplus Loans and other balances	6,30,917	87		
D.—Miscellaneous	1,17,568	31		
E.—Rebate from Govt. on account of collection of Education cess etc.	32,102	41		
			2,17,38,302	39
2. Water Works—Water Tax and other Miscellaneous Water Works Revenue	1,22,48,536	29
3. Education—Primary
4. Education—Secondary	1,181	30
5. Public Health Department	1,11,939	44
6. Medical Relief and Education	22,532	01
7. Street Cleansing and Conservancy, Road Watering and Halalkhore Service—				
A.—Halalkhore Tax	26,90,842	92		
B.—Miscellaneous	51,699	71		
C.—Veterinary Department	3,637	10	27,46,179	73
8. Roads, Storm water Drains and Public Lighting				
A.—Wheel Tax and Government Contribution in lieu of Tolls	10,99,378	66		
B.—Ground Rent	5,224	77		
C.—Miscellaneous	1,05,880	97		
D.—Ferry Receipts	4,000	00	12,14,484	40
9. Mechanical	..	.	13,628	58
10. Buildings, Land Acquisition and Management—				
A.—Sale Proceeds of Surplus Land	10,147	20		
B.—Rent of Buildings	55,224	50		
C.—Ground Rent	1,491	46		
D.—Miscellaneous	62,751	24		
E.—Rent of Municipal Land at Khar etc.	1,29,614	40
11. Fire Brigade—				
A.—Fire Tax	6,81,082	18		
B.—Other Receipts	8,475	92	6,89,558	10
12. Licensing, Removal of Encroachments on Public Streets and Administration of Shops and Establishment Act, 1948 and Theatre Tax—				
A.—Licences for Dangerous and Offensive Trades	8,54,804	20		
B.—Removal of Encroachments on Public Streets, Licences for squatters and Hawkers and fees for removal of encroachments	2,03,104	45		
C.—Grants-in-aid from Government for the Administration of Shops and Establishment Act, 1948	38,517	75		
D.—Miscellaneous	2,31,720	56		
E.—Receipts from Theatre Tax	1,73,500	30	15,01,647	26
13. Gardens and Open Spaces	4,933	38
14. Markets and Slaughter Houses	10,85,240	74
15. Contribution from Capital Funds to Revenue on account of Loan Works Staff	3,63,202	21
16. Rebate from Government on account of Collection of the Urban Immoveable Property Tax in the Suburbs	12,863	89
17. Grants-in-aid from Government	5,60,646	00
18. Share from Budget 'A' for Town Duties under Section 123(B)2
19. Receipts from Government on account of U.I.P. Tax	9,13,496	33
Total—Revenue Receipts	4,33,57,986	45

A53
APPENDIX NO. 15—(Contd.)
(Suburbs)

	Details		Total.	
	Rs.	Ps.	Rs.	Ps.
RECEIPTS—B.—CAPITAL ACCOUNT.				
Capital Receipts—				
Debt Principal	Cr. 81,77,817	30		
New Loan 1964-65	1,45,00,000	00		
Trust Funds	75,000	00		
Contribution from Govt. equal to 1/3rd of the Exp. etc.				
Contribution from Hospital Fund of Budget 'A'				
Total—Capital Account Receipts			63,97,182	70
RECEIPTS—C.—SUSPENSE ACCOUNT.				
I.—Sinking and Special Fund Accounts—				
Sinking and Special Fund Accounts	91,92,227	28		
Loan Redemption Fund	81,77,817	30		
			1,73,70,044	58
II.—Paper and Cash Accounts—				
(1) Sinking Funds	91,43,247	39		
(2) Special Funds	2,371	41		
(3) Surplus Funds	1,00,63,947	88		
(4) Loan Funds	52,22,432	08		
State Bank of India and Other Local Banks on account of Sundry Deposits	4,36,12,363	70		
			6,80,44,362	46
III.—Suspense Accounts—				
Deposit Account	1,38,25,444	48		
Advances for demolition of unauthorised structures and for removal of unsafe buildings in the suburbs				
Advances for improvement of Private streets				
Advances for purchase of Petrol	1,51,442	51		
Advances for Departmental Works	9,70,790	71		
Advances for Private Works	72,596	12		
T. P. Schemes				
Advances Sundries Miscellaneous Advances	15,94,352	68		
Advances cost of Revision of Grades				
Advances Municipal Contractors				
Advances loss or gain due to conversion to Decimal coinage				
Advances—Municipal Officers—				
(a) Dishonoured Cheques	7,84,647	18		
(b) Standing Advances for Contingent Expenses	550	00		
(c) Motor Cars and Motor Cycles to Officers	13,552	00		
(d) Cycle advances to Subordinates				
Suspense Account Quarries and Crushers	21,43,387	97		
Provident Fund (Suburbs)	26,99,837	38		
Interest Receivable Account				
Greater Bombay Suburbs Municipal Corporation Loan	26,21,975	41		
Interest Warrants Payable Account	2,31,826	38		
Interest accrued but not paid	19,373	25		
Cash Bills Outstanding Account	9,04,71,198	83		
Cheques Payable	74,431	05		
Plant and Machinery to be purchased out of S. C. B.	13,78,248	77		
Wages Deposit Account				
Advances out of Surplus Cash Balance for financing the expenditure on Capital Works Loan Funds			11,70,53,654	72
Total—Suspense Account Receipts—I, II, III.			20,24,68,061	76
EXPENDITURE—A.—REVENUE ACCOUNT.				
I.—General Supervision, Collection of Revenue, etc.—				
A.—General Superintendence—				
(a) Corporation & Standing Committee	1,24,355	60		
(b) Chief Auditor's Establishment	49,987	18		
(c) Municipal Commissioner's Office	1,15,636	74		
(d) Audit and Accounts	3,11,495	53		
(e) Public Relations Department	44,871	54		
(f) Labour Officer's Establishment	17,376	56		
(g) Municipal Open Air Theatre at Bandra	5,059	28		
B.—Collection of Revenue—(a) Property and Wheel Tax Establishment	4,92,404	05		
C.—Upkeep and guarding of Municipal Offices	89,458	87		
D.—Miscellaneous Charges	46,803	43		
E.—Election expenses	4,000	00		
F.—P. F. Pension etc	75,357	18		
G.—Debt Charges	1,21,709	51		
			14,98,515	47
Carried forward ..			14,98,515	47

APPENDIX No. 15—(Contd.)
(Suburbs)

	Details.		Total.	
	Rs.	Ps.	Rs.	Ps.
Brought over ...			14,98,515	47
EXPENDITURE—A.—REVENUE ACCOUNT—(Contd.)				
II.—Water Works—				
A.—Maintenance	96,42,805	70		
B.—Debt Charges	22,67,413	60		
C.—P. F. & Pensions etc.	51,386	52		
D.—Proportionate cost etc.	2,96,101	40		
			1,22,57,706	62
III.—Education—Primary				
IV.—Education—Secondary			47,873	34
V.—Public Health Department—				
A.—General Superintendence	15,40,983	42		
B.—Supply of Milk and Snacks to undernourished needy children attending Municipal Schools.	1,59,874	24		
C.—P. F. Pension etc.	49,832	34		
D.—Debt Charges	34,116	11		
E.—Census	Cr. 13,604	71		
F.—Malaria eradication programme	1,89,644	86		
VI.—Medical Relief and Education—			19,60,846	26
A.—Hospitals and Maternity Homes—				
(a) Hospitals				
(i) K. B. Bhabha Hospital, and Sir C. J. R. Dispensary, Bandra	5,32,218	86		
(ii) K. B. Bhabha Hospital, Kurla	4,65,562	59		
(iii) M. G. H. Rajawadi Ghatkoper	3,60,512	91		
(iv) Medico Social Centres	5,731	31		
(b) Maternity Homes	4,51,030	78		
B.—Dispensaries—				
(a) Dispensary, for out patients (Allopathic)	4,60,172	25		
(b) Municipal Mobile Dispensary at Rajawadi Ghatkoper	12,773	83		
(c) Mobile Hospital (Dispensary)	1,27,150	00		
C.—Clinics	84,814	37		
D.—Medical and Nursing Assistance to poor people in their houses				
E.—Clinics for treatment of leprosy cases				
G.—Reservation of Municipal beds at Smt. B. C. J. Santacruz General Hospital	34,625	00		
H.—Grant in aid to Public Institutions	10,946	25		
I.—P. F. Pension etc.	54,154	15		
J.—Debt Charges	5,22,909	05		
VII.—Street Cleansing and Conservancy, Road Watering and Halalkhore Service—			31,22,601	35
A.—Street Cleansing and Conservancy	1,93,133	62		
B.—Collection Loading removal and disposal of T. R. etc.	25,10,472	58		
C.—Road Watering				
D.—Halalkhore Service	26,52,561	84		
E.—New Sewers	1,87,033	21		
F.—Depreciation on Plant and Machinery	30,714	07		
G.—P. F. Pension etc.	1,01,090	96		
H.—Proportionate cost etc.	95,694	46		
I.—Debt Charges	45,78,483	44		
VIII.—Roads, S.W. Drains and Public lighting			1,03,49,184	18
A.—General	5,04,684	01		
B.—Maintenance of Roads	40,18,306	35		
C.—Public Lighting	10,42,229	37		
D.—Maintenance of S. W. Drains	1,67,217	06		
E.—Unkeep of Ferry Boats	2,520	61		
F.—Depreciation on Plant and Machinery	49,187	00		
G.—P. F. Pension etc.	88,295	87		
H.—Proportionate cost etc.	47,847	23		
I.—Debt Charges	44,50,159	78		
IX.—Mechanical			1,03,70,447	28
A.—Assistant Engineer Transport's Office Establishment	17,657	72		
B.—Maintenance of electric Installation.—	19,550	37		
C.—Asst. Engineer Mechanical Office Establishment	30,983	01		
D.—P. F. & Pensions etc.	2,073	33		
E.—Debt Charges	38,538	40		
			1,08,802	83
X.—Buildings, Land Acquisition and Management—				
A.—Deputy City Engineer (Subs)'s Office Establishment	4,60,132	22		
B.—Inspection and Supervision of Private Buildings	2,71,595	92		
C.—Inspection and supervision of factories, workshops and workplaces.	73,612	33		
D.—Land Acquisition and Management	6,598	32		
E.—P. F. Pension, etc.	23,972	83		
F.—20% Proportionate cost on account of staff etc.				
G.—Debt Charges	5,59,076	08		
			13,94,987	70
Carried forward			4,11,10,965	03

APPENDIX No. 15—(Contd.)
(Suburbs)

	Details.		Total.	
	Rs.	nP.	Rs.	nP.
Brought over ...			4,11,10,965	03
XI.—Fire Brigade—				
A.—Maintenance	3,90,009	91		
B.—Proportionate cost, etc.	19,240	09		
C.—P. F. Pension	41	19		
D.—Debt Charges	1,58,488	85		
			5,67,780	04
XII.—Licensing and Removal of Encroachment on Public Streets				
Administration of Shops and Establishment Act, 1948				
Administration of Theatre Tax and Parking Grounds—				
A.—Licensing Establishment	1,50,053	07		
B.—Removal of Encroachments on Public Streets	44,896	72		
C.—Administration of Shops and Establishment Act, 1948	78,925	88		
D.—Administration of Theatre Tax	89	80		
E.—P. F. Pension, etc.	17,674	86		
			2,91,640	33
XIII.—Gardens and Open Spaces—				
A.—Maintenance	2,10,607	56		
B.—P. F. Pension etc.	1,716	00		
C.—Debt charges	87,343	93		
			2,99,667	49
XIV.—Markets and Slaughter Houses—				
A.—Markets & Slaughter Houses	3,90,848	88		
B.—P. F. Pension etc.	12,448	86		
C.—Debt Charges	1,17,419	02		
			5,20,716	76
XV.—Contribution to				
(1) Education Fund under Section 126(c) of the Bombay Municipal Corporation Act	38,71,344	00		
(1a) Special Contribution to Budget 'E' subject to proposed amendment to Section 126C(c) to Bombay Municipal Corporation Act				
(2) Budget 'B' under Section 125 (2) (e) of the Bombay Municipal Corporation Act	15,48,538	00		
(3) Contribution to Budget A towards Fire & Accident Insurance Fund				
			54,19,882	00
XVI.—Miscellaneous				
Municipal Debt Interest	3,74,788	97		
			3,74,788	97
Total—Expenditure—A.—Revenue Account			4,85,85,440	62
EXPENDITURE—B.—CAPITAL ACCOUNT.				
I.—General Supervision Collection of Revenue, etc.			1,15,718	38
II.—Water Works			9,90,393	12
III.—Education—Primary				
IV.—Education—Secondary			4,387	89
V.—Public Health Department			40,717	41
VI.—Medical Relief and Education			2,83,749	61
VII.—Street Cleansing and Conservancy			37,37,351	76
VIII.—Roads, S.W. Drains and Public lighting			87,75,917	45
IX.—Mechanical			13,918	89
X.—Buildings, Land Acquisition and Mangement			2,52,210	94
XI.—Fire Brigade			639	98
XIII.—Gardens and open spaces			3,92,004	91
XIV.—Markets and Slaughter Houses			5,26,066	53
XV.—Village Amenities			1,38,801	42
XVI.—Industrial Estates				
Advances for purchase of Plant and Machinery			Cr. 1,39,785	73
Discount and other charges				
Assets written off				
Trust Fund Expenditure			32,480	00
Total—Capital Account Expenditure			1,51,64,572	56
EXPENDITURE—C.—SUSPENSE ACCOUNT.				
I.—Sinking and Special Fund Accounts—				
Sinking and Special Fund Accounts				
Loan Redemption Fund	80,90,802	86		
			80,90,802	86
II.—Paper and Cash Accounts—				
(1) Sinking Funds	1,02,42,948	87		
(2) Special Funds	4,094	35		
(3) Surplus Funds	1,31,25,882	94		
(4) Loan Funds	70,42,959	52		
State Bank of India and Other Local Banks on account of Sundry Deposits	3,36,09,250	00		
			6,40,25,135	68
Carried forward			7,21,15,938	54

APPENDIX No. 15—(Concluded)
(Suburbs)
SUMMARY

	Details.		Total.		
	Rs.	nP.	Rs.	nP.	
Brought over ...			7,21,15,938	54	
EXPENDITURE—C.—SUSPENCE ACCOUNT—(Contd.)					
III.—Suspence Accounts—					
Deposit Account	1,15,82,809	37			
Advances for demolition of unauthorised Structures and for removal of unsafe buildings in the Suburbs	2,333	91			
Advances for Purchase of Petrol	2,49,909	97			
Advances Departmental Works	11,40,115	37			
Advances Private Works	1,97,125	05			
Advances for Improvement of private streets					
Advance—Municipal Contractors					
Advances:loss or gain due to Conversion to decimal Coinage					
Advances—Sundries—Miscellaneous Advances	35,95,598	52			
Advances—Cost of Revision of Grades					
Advances—Municipal Officers—					
(a) Dishonoured Cheques	7,84,647	18			
(b) Standing Advances for Contingent Expenses	10,325	00			
(c) Motor Cars and Motor Cycles to Officers	38,982	50			
(d) Cycle Advances to Subordinates					
Suspence Account Quarries Crushers	22,57,761	58			
Provident Fund—Suburbs	26,99,837	38			
Plant and Machinery to be purchased out of Surplus Cash Balance	10,431	82			
Interest Receivable Account					
Greater Bombay Municipal Corporation Loan Interest warrants payable Account	26,31,626	85			
Cheques Payable	9,05,63,271	86			
Cash Bills outstanding Account	15,425	81			
Wages Deposit Account	13,78,248	77			
Advances from S. C. B. for financing the expenditure on capital Works					
Interest accrued but not paid	26,666	64			
Total, III.—Suspence Account Expenditure			11,71,85,117	55	
Total I, II & III.			18,93,01,056	09	
SUMMARY.					
Receipts.			Disbursements.		
Rs.	nP.		Rs.	nP.	
63,83,005	56	Balance on 1st April 1964	...		
4,33,57,986	45	A.—Revenue Account	4,85,85,440	62	
63,97,182	70	B.—Capital Account	1,51,64,572	56	
20,24,68,061	76	C.—Suspence Account	18,93,01,056	09	
25,22,23,230	91	* Balance on 31st March 1965	25,30,51,069	27	
			55,55,167	20	
25,86,06,236	47		25,86,06,236	47	
Bank's Reconciliation—					
* Balance as per Bank's Pass Books			Rs.	nP.	
		49,08,927	09		
Add—					
Revenue sent to the Bank on 31st March 1965 but acknowledged on 1st April 1964		10,30,563	06	59,39,490	15
Less—					
Uncashed Cheques		37,81,945	60	37,81,945	60
Balance in Bank as per Day Book (Column No. 10)				21,57,544	55
Balance in Office in Government Promissory Notes, etc.		8,65,600	00		
Balance in Office in Cash		613	86		
Collection held in Office Treasury		25,31,408	79	33,97,622	65
				55,55,167	20

* Includes securities of Rs. 12,200 received from the Bank held under Deposit account F—Paper Deposits etc.

APPENDIX No. 15
(Extended Suburbs.)

Statement showing the Amounts of the Receipts and Expenditure respectively credited and debited to the Municipal Fund during the year 1964-65 and the Balance at the credit of the Fund at the close of the year, 1964-65 (i.e., 31st March 1965).

	Details.	Total.
	Rs. nP.	Rs. nP.
RECEIPTS—A.—REVENUE ACCOUNT.		
1.—General Tax, Indirect Taxation and Miscellaneous Revenue—		
A.—General Tax	53,91,868.55	
B.—Grants-in-aid in respect of fines for offences against the law	36,647.00	
C.—Interest and profit on Investment of Surplus Loans and other balances	3,90,360.54	
D.—Miscellaneous	31,734.47	
E.—Receipts from Budget 'E' being 3% Proportionate Share of Expenditure by Dy. A & C.	16,665.79	
F.—Rebate from Government on a/c. of Education cases	9,629.83	58,76,906.18
2. Water Works—Water Tax and other Miscellaneous Water Works Revenue	...	24,83,720.05
4. Education—Secondary	...	2,241.04
5. Public Health Department	...	28,865.42
6. Medical Relief and Education	...	3,076.82
7. Street Cleansing and Conservancy, Road Watering and Halalkhore Service—		
A.—Halalkhore Tax	8,56,539.40	...
B.—Miscellaneous	14,445.44	8,70,984.84
8. Roads, Drains and Public Lighting—		
A.—Wheel Tax and Government Contribution in lieu of Tolls	1,68,722.06	
B.—Miscellaneous	33,312.79	
C.—Ferry Receipts	8,401.00	2,10,435.85
9. Mechanical	...	
10. Buildings, Land Acquisition and Management—		
A.—Rent of Buildings	13,568.00	
B.—Ground Rent	2,026.00	
C.—Miscellaneous	18,928.57	34,522.57
11.—Fire Brigade—		
A.—Fire Tax	...	2,15,602.96
12. Licensing, Removal of Encroachments on Public Streets and Administration of Shops and Establishment Act, 1948 and Theatre Tax—		
A.—Licences for Dangerous and Offensive Trades	2,87,063.41	
B.—Removal of Encroachments on Public Streets, Licences for squatters and Hawkers and fees for removal of encroachments	17,185.12	
C.—Grants-in-aid from Government for the Administration of Shops and Establishment Act, 1948	18,395.25	
D.—Miscellaneous	25,667.56	
E.—Receipts from Theatre Tax	73,905.19	4,22,216.53
13. Gardens and Open Spaces	...	46.39
14. Markets and Slaughter Houses	...	2,20,595.08
15. Contribution from Capital Funds to Revenue on account of Loan Works Staff	...	1,72,376.26
16. Rebate from Government on account of Collection of the Urban Immoveable Property Tax in the Suburbs	...	5,256.76
17. Grants-in-aid from Government	...	4,72,508.00
18. Share from Budget 'A' for Town Duties under Section 123(B)2
19. Receipts from Govt. on a/c. of U. I. P. Tax	...	3,70,579.14
Total—Revenue Receipts	...	1,13,89,933.89

APPENDIX No. 15—(Contd.)

(Ext. Suburbs.)

	Details.		Total.	
	Rs.	nP.	Rs.	nP.
RECEIPTS—B.—CAPITAL ACCOUNT.				
Capital Receipts—				
New Loan 1964-65	29,00,000.00	
Trust Funds		
Contribution from Govt. equal to 1/3rd of the Exp. etc		
Contribution from Hospital Fund of Budget 'A'		
Total—Capital Account Receipts	29,00,000.00	
RECEIPTS—C.—SUSPENSE ACCOUNT.				
I.—Sinking and Special Fund Accounts—				
Sinking Fund Accounts		
Special Fund account Provident Fund account—		
Hospital Fund Account :—	12,50,294.40	
II.—Paper and Cash Accounts—				
(1) Sinking Funds	...	160.33		
(2) Special Funds	...	1,415.63		
(3) Surplus Funds	...	11,76,047.10		
(4) Loan Funds	...	25,88,362.76		
(5) State Bank of India and Other Local Banks on account of Sundry Deposits	...	1,21,48,123.73		
			1,59,14,109.55	
III.—Suspense Accounts—				
Deposit Account	...	36,26,835.71		
Advances for demolition of unauthorised structures and for removal of unsafe buildings in the suburbs		
Advances for improvement of Private street		
Advances for purchase of Petrol		
Advances for Departmental Works	...	79,865.93		
Advances for Private Works	...	28,733.70		
T. P. Schemes	...	3,65,757.41		
Advances Sundries Miscellaneous Advances		
Advances cost of Revision of Grades		
Advances Municipal Contractors		
Advances and Suspense Account Sundries, Miscellaneous		
Advances loss or gain due to conversion to Decimal coinage		
Dishonoured Cheques	...	2,12,577.64		
Advances—Municipal Officers—				
(a) Standing Advances for Contingent Expenses	...	200.00		
(b) Motor Cars and Motor Cycles to Officers	...	1,064.00		
(c) Cycle advances to Subordinates		
Provident Fund Receivable (Suburbs)	...	5,04,567.86		
Interest Receivable A/c		
Greater Bombay Suburbs Municipal Corporation Loan Interest Warrants Payable Account	...	5,26,655.43		
Interest accrued but not paid		
Cash Bills Outstanding Account	...	12,807.04		
Cheques Payable	...	2,70,47,399.44		
Plant and Machinery to be purchased out of S C. B.		
Wages Deposit A/c	...	3,14,369.21		
Advances out of Surplus Cash Balance for financing the expenditure on Capital Works Loan Funds	3,27,20,833.37	
Total,—Suspense Account Receipts—I, II, III	4,98,85,237.32	
EXPENDITURE—A.—REVENUE ACCOUNT.				
I.—General Supervision, Collection of Revenue, etc.—				
A.—General Superintendence—				
(a) Corporation and Standing Committee	...	21,000.00		
(b) Chief Auditor's Establishment	...	21,464.25		
(c) Municipal Commissioner's Office	...	22,421.90		
(d) Audit and Accounts	...	1,16,577.15		
(e) Public Relations Department	...	180.00		
B.—Collection of Revenue—(a) Property and Wheel Tax Establishment	...	1,81,490.05		
C.—Upkeep of Municipal Central and Ward Offices	...	6,247.85		
D.—Miscellaneous Charges	...	9,461.71		
E.—Election expenses	...	3,018.67		
F.—Provident Fund, Pension etc.	...	24,614.55		
G.—Debt Charges	...	35,690.48	4,42,166.61	
Carried forward	5,28,851.87	

APPENDIX No. 15—(Contd.).

(Ext. Suburbs.)

	Details.		Total.
	Rs.	nP.	Rs. nP.
Brought Over ...			5,28,851.87
EXPENDITURE—A.—REVENUE ACCOUNT—(Contd.)			
II.—Water Works—			
A.—Maintenance	18,17,781.45		
B.—Debt Charges	11,46,181.04		
C.—Provident Fund Pensions Gratuities, etc.	16,345.61		
D.—Proportionate Cost of Collection of water Tax etc.	1,17,554.41		30,97,862.51
IV.—Education—Secondary—			
A.—Municipal Free Reading Rooms etc.	13,287.93		
B.—Grant-in-aid to Public Institutes	700.00		
C.—Provident Fund, Pension etc.	600.00		14,587.93
V.—Public Health Department—			
A.—General Superintendence	4,51,276.93		
B.—Provident Fund, Pension, etc.	8,289.40		
C.—Supply of Milk & Snacks etc.	1,76,721.79		
D.—Census			
E.—Debt Charges	7,678.40		
F.—Malaria	55,683.30		6,99,649.82
VI.—Medical Relief and Education—			
A.—Hospitals & Maternity Homes.			
(a) Hospitals	2,85,129.29		
(b) Maternity Homes	3,03,967.71		
B.—Dispensaries	2,11,550.10		
C.—Medical and Nursing Assistance to poor people in their houses...			
D.—Family Planning Clinics	1,392.61		
E.—Clinics for treatment of leprosy cases			
F.—Provident Fund etc.	8,559.41		
G.—Grant-in-Aid to Public Institutions	24,296.75		
H.—Debt Charges	65,072.04		
I.—Resorvation of Municipal Beds At S. K. Patil	8,695.00		9,08,662.91
VII.—Street Cleansing and Conservancy, Road Watering and Halalkhore Service—			
A.—Street Cleansing and Conservancy	79,157.56		
B.—Collection Loading removal and disposal of T. R. etc.	5,88,412.32		
C.—Halalkhore Service	10,87,934.03		
D.—Upkeep of Motor Vehicles			
E.—Provident Fund, etc.	32,950.19		
F.—Debt Charges	34,796.72		18,23,250.82
VIII.—Roads, S. W. Drains and Public Lighting—			
A.—General	56,167.53		
B.—Maintenance of Roads	12,04,970.94		
C.—Public Lighting	2,29,436.01		
D.—Debt Charges	5,16,261.68		
E.—Provident Fund, etc.	8,985.10		
F.—Proportionate Cost of Collection of Wheel Tax etc.	18,960.39		20,34,781.65
IX.—Mechanical—			
A.—A.E.T. (s)'s Estt.	50.53		
B.—Maintenance of Electric Installation	854.59		
C.—Provident Fund Pension etc.			
D.—Debt charge	463.00		1,368.12
X.—Buildings, Land Acquisition and Management—			
A.—Asstt. Engineer (Subs)'s Office Establishment	1,52,689.53		
B.—Inspection and Supervision of Private Buildings	1,127.39		
C.—Lump sum Provision etc.			
D.—Provident Fund, etc.	5,977.15		
E.—Debt Charges	65,178.32		2,24,972.39
XI.—Fire Brigade			
A.—Maintenance	5,772.49		
B.—Proportionate cost of collection of Fire Tax at 2% of the total exp. of Dy. A. & C. Dept.	7,584.15		
C.—Debt Charges	6,093.04		19,449.68
XII.—Licensing and Removal of Encroachment on Public Streets Administration of Shops and Establishment Act, 1948 Administration of Theatre Tax and Parking Grounds—			
A.—Licensing Establishment	44,509.86		
B.—Removal of Encroachments on Public Streets	10,938.99		
C.—Administration of Shops and Establishment Act, 1948	46,027.03		
D.—Administration of Theatre Tax	85.26		
E.—Provident Fund, etc.	Cr. 451.570		
F.—Dubt charges—	4,212.00		1,05,321.57
XIII.—Gardens and Open Spaces—			
A.—Maintenance	39,827.28		
B.—Provident Fund, etc.	98.00		
C.—Debt Charges	54,979.48		94,904.76
Carried forward ..			1,04,87,856.31

APPENDIX No. 15—(Contd.).

(Ext. Suburbs.)

	Details.		Total.	
	Rs.	P.	Rs.	P.
Brought over			1,04,87,856.31	
EXPENDITURE—A.—REVENUE ACCOUNT—(Contd.)				
XIV.—Markets and Slaughter Houses—				
A.—Markets and Saughter Houses	1,08,881.48			
B.—Debt. charges	19,742.83			
C.—Provident Fund, etc.	738.69			
			1,29,363.00	
XV.—Contribution to (1) Education Fund under Section 126c(c) of the Bombay Municipal Corporation Act	11,85,000.00			
(2) Special Contribution to Budget 'E' subject to proposed Amendment to Section 126C(c) of the B.M.C. Act				
(3) Fire Accident Insurance Fund	4,470.00			
			11,89,470.00	
XVI.—Miscellaneous—				
A.—Provident Fund, Pensions, Gratuities and Compassionate				
(a) Provident Fund,	2,364.77			
(b) Pension	96,500.00			
(d) Gratuities	7,497.05			
C.—Grants-in-Aid to Pl. Institution				
D.—Village Amenities				
			1,06,361.82	
Total—Expenditure—A.—Revenue Account			1,08,92,173.59	
EXPENDITURE—B.—CAPITAL ACCOUNT.				
I.—General Supervision Collection of Revenue, etc.	3,98,818.09			
II.—Water Works	9,84,218.73			
IV.—Education—Secondary				
V.—Public Health Department	79,655.09			
VI.—Medical Relief and Education	1,95,361.69			
VII.—Street Cleansing and Conservancy	8,18,858.45			
VIII.—Roads, Drains and Public Lighting	18,18,672.22			
X.—Buildings, Land Acquisition and Management	Cr. 44,422.12			
XI.—Fire Brigade	56,155.14			
XIII.—Gardens and Open Spaces	28,194.67			
XIV.—Markets and Slaughter Houses	4,53,779.11			
XV.—Village Amenities	1,998.05			
Advances for purchase of Plant and Machinery				
Discount and other charges	Cr. 80,626.36			
Assets written off				
Trust Fund Expenditure				
Total—Capital Account Expenditure			47,10,662.76	
EXPENDITURE—C.—SUSPENSE ACCOUNT.				
I.—Sinking and Special Fund Accounts—				
Sinking and Special Fund Accounts				
Loan Redemption Fund				
			2,717.92	
II.—Paper and Cash Accounts—				
(1) Sinking Funds	12,47,736.81			
(2) Special Funds	1,415.63			
(3) Surplus Funds	25,11,595.92			
(4) Loan Funds	25,00,000.00			
State Bank of India and Other Local Banks on account of Sundry Deposits	1,01,44,750.00			
			1,64,05,498.36	
Carried forward	1,93,20,137.43		1,64,08,216.28	

APPENDIX No. 15—(Contd.).

(Ext. Suburbs.)

	Details.		Total.	
	Rs.	P.	Rs.	P.
Brought over	1,93,20,137.43		1,64,08,216.28	
EXPENDITURE—C.—SUSPENSE ACCOUNT—(Contd.)				
III.—Suspense Accounts—				
Deposit Account	32,39,176.47			
Advances for demolition of unauthorised Structures and for removal of unsafe buildings in the Suburbs	...			
Advances for Purchase of Petrol	...			
Advances Departmental Works	1,79,798.84			
Advances Private Works	1,02,170.85			
Advances for Improvement of Private Streets	...			
Advance—Municipal Contractors	...			
Advances—Suspense A/c Sundries Misc. loss or gain on Conversion to decimal Coinage	...			
Advances—Sundries—Miscellaneous Advances	14,96,141.87			
Advances—Cost of Revision of Grades of Suburban Staff	...			
Advances—Municipal Officers—				
(a) Dishonoured Cheques	2,12,577.64			
(b) Standing Advances for Contingent Expenses	2,150.00			
(c) Motor Cars and Motor Cycles to Officers	...			
(d) Cycle Advances to Subordinates	...			
Provident Fund—Suburbs	5,04,567.86			
Plant and Machinery to be purchased out of Surplus Cash Balance	...			
Interest Receivable Account	...			
Greater Bombay Municipal Corporation Loan Interest warrants payable Account	5,26,325.13			
Cheques Payable	2,62,90,652.81			
Cash Bills outstanding A/c	5,960.29			
Wages Deposit A/c	3,14,369.21			
Advances from S.C.B. for financing the expenditure on Capital Works	...			
Interest accrued but not paid	...			
Total, III.—Suspense Account Expenditure	...		3,28,73,890.97	
Total I, II and III			4,92,82,107.25	

SUMMARY

Receipts.		Disbursements.	
Rs.	P.	Rs.	P.
24,01,991.15	Balance on 1st April 1964	1,08,92,173.59	
1,13,89,933.89	A.—Revenue Account	47,10,662.76	
29,00,000.00	B.—Capital Account	4,92,82,107.25	
4,98,85,237.32	C.—Suspense Account		
6,65,77,162.36			
	* Balance on 10th March 1965	16,92,218.76	
6,65,77,162.36		6,65,77,162.36	

	Rs.	P.	Rs.	P.
Banks' Reconciliation—				
* Balance as per Bank's Pass Books	18,70,271.89			
Add—				
Revenue sent to the Bank 30th March 1965 but acknowledged on 1st April 1965	55,089.88			
	19,25,361.77			
Less—				
Uncashed Cheques	—15,49,852.39			
Balance in Bank as per Day Book Column No. 10	3,75,509.38			
Balance in Office in Government Promissory Notes, etc.	2,06,250.00			
Balance in Office in Cash	17.37			
Collection held in Office Treasury	11,10,442.01		13,16,709.38	
			16,92,218.76	

Appendix No. 22

IMPROVEMENT SCHEMES

General Account for the year ending 31st March 1965

Particulars.	Amount.	Particulars.	Amount.
	Rs.		Rs.
To Revenue expenditure as per Appendix No. 24 ...	1,60,18,508	By Revenue Receipts as per Appendix No. 23 ...	1,56,29,020
		Balance being Deficit transferred to Capital Account Balance Sheet ...	3,89,488
Total ...	1,60,18,508	Total ...	1,60,18,508

APPENDIX No. 22A

Improvement Scheme A/c. Slum Clearance A/c. City (General A/c.) for the year ending 31st March 1965.

Particulars.	Amount.	Particulars.	Amount.
	Rs.		Rs.
To Revenue Expenditure ...	14,91,816	By Revenue Receipts under (i) Rent and other proceeds of properties ...	10,39,145
		(ii) Interest and Profits on investments ...	1,02,823
		(iii) Miscellaneous Receipts
		Balance being deficit transferred to Capital A/c Balance Sheet ...	3,49,848
	14,91,816	Total ...	14,91,816

APPENDIX No. 22 B

Improvement Schemes Account Slum Clearance Account Suburbs (General Account) for the year ending 31st March 1965.

Particulars.	Amount.	Particulars.	Amount.
	Rs.		Rs.
To Revenue Expenditure ...	5,26,352	By Revenue receipts as (i) Rent and other proceeds of properties ...	94,422
Balance being surplus for the year transferred to Capital Account Balance Sheet ...	13,45,978	(ii) Under contribution from Budget—'D' ...	15,48,538
	18,72,330	(iii) Under interest & profits on investments ...	2,29,370
		Total ...	18,72,330

APPENDIX No. 25

IMPROVEMENT SCHEMES

Balance Sheet—(Capital Account) as on 31st March 1965.

LIABILITIES		Rs.	nP.	ASSETS				Rs.	nP.		
LOANS OUTSTANDING—				BLOCK ACCOUNT—							
(Vide details as shown in Appendix No. 29)	...	15,14,36,183	45	Property and Assets at original cost as per Appendix No. 26 ...				26,38,60,300	07		
Book value of lands comprised in Schedules "W" and "X"		47,58,490	00	Book value of lands comprised in Schedules "W" and "X" as per Appendix No. 27 (Section 91A of the Municipal Act), ...				47,58,490	00		
		15,61,94,673	45		Face Value		Actual cost.				
SURPLUS—					Rs.	nP.	Rs.	nP.			
Extraordinary Receipts—				INVESTMENT RESERVE FUND**							
Investment Reserve Fund	83,81,922	97		IN SECURITIES—							
Amenities Fund	5,19,216	86		In Cash and fixed deposits				12,42,300	12,43,393	09	
Rent Equalisation Fund	15,74,455	84		Amenities Fund**				71,38,529	88	83,81,922	97
Transfer of Sinking Fund Accumulations in respect of Rs. 370 lakhs loan	25,07,830	00		In securities				1,63,300	1,63,833	94	
Special grants from the Government of India	54,00,000	00		In Cash and fixed deposits				3,55,382	92	5,19,216	86
Premia on loan raised in 1935-36	30,000	00		Rent Equalisation Fund**							
Grant-in-Aid from Government of Bombay for part expenditure of Acquisition of Land	5,00,000	00		In Securities				3,47,700	3,47,111	50	
				In Cash				12,27,344	34	15,74,455	84
				SINKING FUND—							
				As per Appendix No. 28							
				In Securities and Cash *						6,82,43,069	36
				CAPITAL FUNDS—							
				In Securities—							
					Face Value	Rate%	Actual cost				
					Rs.	nP.	Rs.	nP.			
				3½% Bombay Municipal Debentures				13,500	Per	13,500	00
				4½% Bombay Municipal Debentures				6,40,900	Per	6,40,900	00
				4 per cent. Bombay Municipal Debentures							
				4 per cent. Bombay Municipal Debentures Budget A & B				5,800	Per	5,800	00
				3 per cent. Conversion Loan				10,33,800	Different rates.	10,42,745	38
				4½ B. I. T. Debenture.				4,100	Per	4,100	00
				6% B. I. T. Debenture				2,79,900	Per	2,79,900	00
				4.75% B. M. D. Budget 'B'				2,77,900	Per	2,77,900	00
					22,55,900		22,64,845	38			
				In Cash securities and fixed deposits				2,127	34	22,66,972	72
									Total	34,96,04,427	82
									Total	34,96,04,427	82

* For Face, Book and Market Values of Securities held in the Sinking Funds on 31st March 1964. Please see Appendix No. 30.

† Against this, there is a liability to the extent of Rs. 40,32,021 on account of outstanding charges for 1964-65 and previous years payable in the year 1964-65.

** In Face, Book & Market Values of the Securities held in these funds at 31st March 1964, please see Appendix No. 16.

Appendix No. 25. A
IMPROVEMENTS SCHEMES

Slum Clearance City.

Balance Sheet Capital Account as on 31st March 1965.

LIABILITIES.		Rs.	nP.	ASSETS.				Rs.	nP.
LOANS OUTSTANDING—				BLOCK ACCOUNT					
(Vide details as shown in Appendix No. 29A)		1,99,25,005.00		Property and Assets at original cost as per Appendix No. 26A				1,98,29,220.01	
Subsidy from Govt.	...	58,69,624.00		Sinking Fund as per Appendix No. 28A				15,02,111.78	
Sale proceeds up to 31st March 1965	...	4,607.50		CAPITAL FUNDS—					
Sinking Fund on Loans	...	15,02,111.78		In Securities. Face Value Rate. Actual Cost.					
				Rs. Rs. nP. Rs. nP.					
Deduct—	Rs. nP.	2,73,01,348.28		3 per cent. Municipal Debenture ... 43,100 Par 43,100.00					
Deficit upto 31st March 1965	18,33,337.01			3½ Per cent. Municipal Debenture ... 1,000 Par 1,000.00					
Add— Deficit 1963-64	...	3,49,847.85		4½ Per cent B.M. Deb. 24,74,200 Par 24,74,200.00					
				In Cash call and fixed deposits				12,68,531.63	37,86,831.63
				Total Rs. ...				2,51,18,163.42	2,51,18,163.42

Appendix No. 25 B.

IMPROVEMENTS SCHEMES

Slum Clearance Suburbs.

Balance sheet Capital Account as on 31st March 1965.

LIABILITIES.		Rs.	nP.	ASSETS.				Rs.	nP.
Sinking Fund on loan	...	2,62,579.82		Block Account Property and Assets at original cost				1,47,73,724.51	
Loans outstanding	...	84,52,475.00		Sinking Fund as per opp. 28B				2,62,579.82	
Subsidy from Govt.	...	48,78,187.00		CAPITAL FUND—					
Surplus upto 31st March 1964...	...	68,09,891.36		In securities— Face Value Rate Actual Cost					
				Rs. Rs. nP. Rs. nP.					
Surplus during the year	...	13,45,977.89		3% Conversion Loan 1946 ... 1,48,600 101.00 1,50,086.00					
				4½% Municipal Debenture... 24,26,060 Par 24,26,000.00					
				3½% Municipal					
				Debrs. ... 7,09,300 Par 7,09,300.00					
				In Cash and fixed deposits				34,26,820.74	67,12,806.74
				Total Rs. ...				2,17,49,111.07	2,17,49,111.07

Appendix No. 26
IMPROVEMENT SCHEMES

Block account showing details of Capital Expenditure upto 31st March 1965.

Particulars.	Total Capital Expenditure upto 31st March 1964.	Expenditure during 1964-65.	Total Capital Expenditure upto 31st March 1965.	Particulars.	Total Capital Expenditure upto 31st March 1964	Expenditure during 1964-65.	Total Capital Expenditure upto 31st March 1965.
	Rs.	Rs.	Rs.		Rs.	Rs.	Rs.
CAPITAL ACCOUNT.				Brought over	23,86,97,873	65,23,058	24,52,20,931
Improvement and Street Schemes.				Acquisition of Land in survey No. 129, Hissal, Squatters Nos 130-136 of Eksar Pahad for housing of dishoused tenants as well as displaced Industries in execution of its sanctioned Schemes	94,149		94,149
Schedule W Lands	13,45,571	...	13,45,571	Acquisition of land bearing C.S. No. 1325 (Part) and 1/325 Lower Parel Division for housing dishoused persons as a result of Municipal Scheme	1,00,029		1,00,029
Schedule X Lands	16,26,471	...	16,26,471	Acquisition of land at Poisar and Kandivli in Survey No. 94 and 95 (Part) of Poisar Survey Nos. 126, 128 and 129 (Part) of Kandivli	3,51,977		3,51,977
Schedule Z Lands	8	...	8	Taking over explosion victim tenements S. P. Sheds at Shantinagar Arthur Road. etc.	4,84,801		4,84,801
Scheme No.					23,97,28,829	65,23,058	24,62,51,887
1 First Nagpada	29,16,099	...	29,16,099	Police Accommodation Schemes.			
2 Princess Street	85,08,865	...	85,08,865	Scheme No.			
3 Sandhurst Road	1,16,02,375	...	1,16,02,375	14 First Nagpada	84,450		84,450
4 Gamdevi	22,88,002	...	22,88,002	16 Wodehouse Road	3,22,667		3,22,667
5 Dadar-Matunga	1,00,53,384	...	1,00,53,384	17 Duncan Road	58,981		58,981
6 Sion-Matunga	1,68,86,620	4,94,211	1,73,80,831	18 Shepherd Road	36,223		36,223
7 Colaba Reclamation	4,78,538	...	4,78,538	19 Aripada	1,79,120		1,79,120
8 Mandvi-Koliwada	26,52,501	...	26,52,501	23 Connaught Road	79,495		79,495
11 Aripada	3,127	...	3,127	24 Princess Street	2,65,953		2,65,953
13 Southern Street Extension—East-wards	68,102	...	68,102	25 Gmadevi	1,29,407		1,29,407
27 Mathew Road	14,11,129	...	14,11,129	34 Lamington Road	4,61,024		4,61,024
29 Nowroji Hill	86,57,482	...	86,57,482	35 Sandhurst Road West	1,46,104		1,46,104
30 Southern Street Extension—West-wards	1,30,512	...	1,30,512	39 Sandhurst Road East	7,58,893		7,58,893
31 Parel Suparibaug Estate	91,42,350	...	91,42,350	40 Byculla	8,28,411		8,28,411
32 East Aripada	50,59,050	...	50,59,050	44 Maharbaudi	2,71,434		2,71,434
33 Bhatwadi	3,28,433	...	3,28,433	45 Palton Road	5,71,492		5,71,492
36 Lamington Road	2,91,191	...	2,91,191	46 Naigaum	5,69,142		5,69,142
37 Sydenham Road	1,40,51,180	...	1,40,51,180	48 Mahim	4,53,032		4,53,032
41 Undria Street	5,72,800	...	5,72,800	55 Chinchbunder Road	4,32,656		4,32,656
43 Parel Road Central	38,97,348	...	38,97,348	55A Mazagaon	4,53,560		4,53,560
47 Parel Road Northern	52,96,220	...	52,96,220	63 King's Circle (Matunga)	4,82,185		4,82,185
49 Nepean Sea Road Reclamation	3,053	...	3,053	67 Naigaum (for Armed Police and Recruits)	24,42,031		24,42,031
50 Mazagaon Street	33,86,074	...	33,87,004	70 Arthur Road	1,58,357		1,58,357
52 Worli Street	2,62,91,078	4,84,197	2,67,75,275		91,84,617		91,84,617
53 Foras Road	36,82,009	36	36,82,045	Mill Company's Chawl Schemes			
54 Kolbhatwadi	21,79,254	...	21,79,254	Scheme No.			
55 Bellasis Road	18,530	...	18,530	42 Spring Mills	5,18,990		5,18,990
56 Dharavi Street	1,16,37,561	14,595	1,16,52,156	51 Century Mills	1,29,980		1,29,980
57 Sewri-Wadala	2,97,84,662	21,32,101	3,19,16,763	65 David Mills	2,96,852		2,96,852
58 Worli-Extension	1,04,67,739	3,52,462	1,08,20,201		9,45,822		9,45,822
59 Sewri-Koliwada	5,72,556	...	5,72,556	Slum Clearance.			
60 Naigaum Street	76,04,597	...	76,04,597	Preliminary Expenses	22,481		22,481
61 Fergusson Road	15,68,030	...	15,68,030	Transit Camps for providing alternative housing accommodation to facilitate Slum Clearance—			
62 Love Lane	16,18,731	...	16,18,731	(i) Construction of 244 tenements, etc.	2,58,843		2,58,843
66 Mahaluxmi	4,86,705	...	4,86,705	(ii) Construction of 210 tenements, etc.	1,81,987		1,81,987
69 Widening of Byculla Bridge	7,20,290	...	7,20,290	Carried forward ..	4,63,311		4,63,311
71 Chaupati Street	24,085	...	24,085		25,03,22,579	65,23,058	25,68,45,637
Chaupati Reclamation	1,889	...	1,889				
East Chaupati Estate	4,380	...	4,380				
Lump Provision for granting loans to erect buildings on Imp. Scheme lands as provided under Section 354W of the Municipal Act	36,415	Cr. 7,772	28,643				
72 Tripartite Road	2,26,684	...	2,26,684				
73 Palton Road	10,37,510	...	10,37,510				
74 Sion Overbridge	92,457	...	92,457				
Lump Provision for Acquisition in all Schemes	6,136	...	6,136				
Lump provision for Housing Accommodation for poorer classes including provision for acquisition.	2,71,60,562	30,22,057	3,01,82,619				
Housing of squatters on land Near Mankhurd Railway Station	8,38,300	...	8,38,300				
Housing of squatters on land near Jogeshwari	4,73,977	...	4,73,977				
76 Lohar Chawl Gully	3,24,370	...	3,24,370				
77 Housing Accommodation—For Fishermen at Mahim Causeway	27,181	...	27,181				
Housing of Squatters-Acquisition	4,61,913	31,141	4,93,054				
Housing of Squatters at Vikhroli	151	...	151				
Construction of Dormitories	6,92,736	...	6,92,736				
Carried forward	23,86,97,873	65,23,058	24,52,20,931				

Appendix No. 26—*Concl.*

Particulars.	Total Capital Expenditure upto 31st March 1964.	Expenditure during 1964-65.	Total Capital Expenditure upto 31st March 1965	Particulars	Total Capital Expenditure upto 31st March 1964.	Expenditure during 196-65.	Total Capital Expenditure upto 31st March 1965.
	Rs.	Rs.	Rs.		Rs.	Rs.	Rs.
Brought over ...	25,03,22,579	65,23,058	25,68,45,637	Brought over ...	25,11,98,141	65,23,058	25,77,21,199
Miscellaneous.				Discount on Loans ...	14,53,359	...	14,53,359
Survey of the Island of Bombay...	1,06,046	...	1,06,046	Expenses in connection with the Loan of Rs. 10 lakhs ...	12,227	...	12,227
Administrative Offices, etc. — Building on Esplanade Road near Queen's Statue ...	3,21,562	...	3,21,562	Expenses in connection with the repayment of Rs. 25 Lakhs Loan ...	19,504	...	19,504
Engineer's Office at Matunga ...	1,38,468	...	1,38,468	Expenses in connection with the loan raised in 1957-58 ...	62,048	...	62,048
Central Stores at the back of Frere Fletcher School ...	15,656	...	15,656	Repayment of Rs. 40 lakhs loan of 1919 ...	26,83,469	...	26,83,469
Store yard at Agripada, etc. ...	83,801	...	83,801	Part payment of Rs. 25 Lakhs loan of 1926 ...	19,08,494	...	19,08,494
Workshop for Motor Lorries at Agripada ...	90,368	...	90,368		61,39,101	...	61,39,101
Tools and Plant ...	559	...	559				
Refund to preliminary expenses to Government ...	38,019	...	38,019				
Preliminary expenses in connection with the Improvements of slum areas ...	68,816	...	68,816				
Provision of a lift in the Improvement Trust Building at Napier Road near Queens Statue ...	12,267	...	12,267				
	8,75,562	...	8,75,562				
Carried forward ...	25,11,98,141	65,23,058	25,77,21,199	Grand Total ...	25,73,37,242	65,23,058	26,38,60,300

* This figure includes Rs. 6,09,032 being the share of cost of Management and Establishment chargeable to Capital Account.

R. G. Gulgule
Chief Accountant

S. E. Sukthanker
Municipal Commissioner

APPENDIX No. 26A.

Improvement Schemes—Slum Clearance—City.
Block account showing details of Capital Expenditure upto 31st March 1965.

Particulars.	Total Capital Expenditure from 1st April 1956 upto 31st March 1964.	Expenditure during 1964-65.	Total Capital Expenditure upto 31st March 1965.
	Rs.	Rs.	Rs.
A.—Works to be carried out from Municipal Fund ...			
Acquisition of land within, adjoining or surrounded by clearance Areas for housing or other development works ...	9,93,440	4,004	9,97,444
Transit Camps for providing temporary alternative housing accommodation to facilitate Slum Clearance ...	5,33,758	9	5,33,767
Permanent Housing for Slum Population ...	11,93,968	62,445	12,56,413
Providing Sewerage arrangement in Kamathipura Area	1,66,437	5,420	1,71,857
Discount and other charges on the loan of Rs. 10 lakhs raised in 1956-57 ...	10,108	...	10,108
Discount and other charges on the loan of 20 lakhs raised in 1957-58 ...	45,160	...	45,160
Do. on the loan of Rs. 10 lakhs raised in 1958-59 ...	17,721	...	17,721
Miscellaneous expenses including Preliminary expenses (Staff and contingencies in connection with Slum Clearance) ...	7,45,271	1,30,554	8,75,825
Total A—Works to be carried out from Municipal Fund	37,05,863	2,02,432	39,08,295
B.—Works to be carried out with the Government Aid.			
Acquisition of land within, adjoining or surrounded by Clearance Areas for—rehousing or other development works ...	13,89,232	3,42,525	17,31,757
Permanent Housing for Slum Population ...	1,36,82,378	5,06,789	1,41,89,167
Total, B—Works to be carried out with the Government Aid	1,50,71,610	8,49,314	1,59,20,924
Grand Total ...	* 1,87,77,473	10,51,746	1,98,29,219

* Previous expenditure amounting to Rs. 4,63,311 upto 31st March 1956 is shown in Appendix No. 26.

APPENDIX No. 26B.

Improvement Schemes—Slum Clearance—Suburbs.
Block account showing details of Capital Expenditure upto 31st March 1965.

Particulars.	Total Capital Expenditure upto 31st March 1964.	Expenditure during 1964-65.	Total Capital Expenditure upto 31st March 1965.
	Rs.	Rs.	Rs.
Slum Clearance—Suburbs,			
A.—Works to be carried out from Municipal Fund.			
Preliminary Expenses (Staff and Contingencies) ...	17,31,393	15,70,473	33,01,866
Total, A—Works to be carried out from Municipal Fund	17,31,393	15,70,473	33,01,866
B.—Works to be carried out with the Govt. Aid.			
(b) Chawl and S.P. Chawls. ...	1,02,62,217	12,09,639	1,14,71,856
Total, B—Works to be carried out with the Govt. Aid.	1,02,62,217	12,09,639	1,14,71,856
Grand Total ...	1,19,93,610	27,80,112	1,47,73,722

Appendix IMPROVEMENT

Statement showing outstanding Loans of the Bombay Improvement Trust due by the payable for the year 1964-65, the amount paid during the year and the

No.	Particulars of Loans.	Rate of Interest per Annum.	Amount raised.		Balance due on 1st April 1964		Amount raised in 1964-65.		Total.	
			Rs.	Ps.	Rs.	Ps.	Rs.	Ps.	Rs.	Ps.
<i>Loans raised from Government.</i>										
1	Consolidated Loan in respect of Conversion Loan 1937-38, Rs. 35 lakhs Loan, and Rs. 8 lakhs Loan ...	3.5759 per cent.	4,17,94,178	06	2,30,88,429	56			2,30,88,429	56
2	Rs. 45 lakhs Loan 1922 ...	4½ Do.	45,00,000	00	45,00,000	00			45,00,000	00
3	Rs. 52 lakhs Loan October 1922	52,00,000	00	1,72,00,000	00			1,72,00,000	00
4	Rs. 8 lakhs Loan 22nd January 1923 ...	4½ Do.	8,00,000	00						
5	Rs. 82 lakhs Loan 22nd January 1923	82,00,000	00						
6	Rs. 30 lakhs Loan 14th March 1923	30,00,000	00						
6	Rs. 40 lakhs Loan 2nd November 1923 ...	4½ Do.	40,00,000	00	89,00,000	00			89,00,000	00
8	Rs. 20 lakhs Loan 2nd January 1924	20,00,000	00						
9	Rs. 29 lakhs Loan 5th March 1924	29,00,000	00						
10	Rs. 20 lakhs Loan 1st November 1924 ...	4½ Do.	20,00,000	00	1,00,00,000	00			1,00,00,000	00
11	Rs. 60 lakhs Loan 10th November 1924	60,00,000	00						
12	Rs. 20 lakhs Loan 2nd January 1925	20,00,000	00						
13	Rs. 20 lakhs Loan 2nd October 1925 ...	4½ Do.	20,00,000	00	70,00,000	00			70,00,000	00
14	Rs. 15 lakhs Loan 2nd November 1925	15,00,000	00						
15	Rs. 35 lakhs Loan 2nd January 1926	35,00,000	00						
Total loans raised from Government ...			8,93,94,178	06	7,06,88,429	56	7,06,88,429	56
<i>Loans raised from the Public.*</i>										
1	Rs. 50 lakhs Rupee Goupon Debenture Loan 1899	50,00,000	00
2	Rs. 30 lakhs Loan 1901 ...	4 per cent.	30,00,000	00	17,000	00			17,000	00
3	Rs. 30 lakhs Loan 1902 ...	4 Do.	30,00,000	00	28,000	00			28,000	00
4	Rs. 60 lakhs Loan 1903 ...	4 Do.	60,00,000	00	2,51,500	00			2,51,500	00
5	Rs. 50 lakhs Loan 1904 ...	4 Do.	50,00,000	00	50,00,000	00			50,00,000	00
6	Rs. 30 lakhs Loan 1905 ...	4 Do.	30,00,000	00	30,00,000	00			30,00,000	00
7	Zs. 20 lakhs Loan 1906 ...	4 Do.	20,00,000	00	20,00,000	00			20,00,000	00
8	Rs. 15 lakhs Loan 1907 ...	4 Do.	15,00,000	00	15,00,000	00			15,00,000	00
9	Rs. 30 lakhs Loan 1908 ...	4 Do.	30,00,000	00	30,00,000	00			30,00,000	00
10	Rs. Sterling Coupon Debenture Loan 1909 (& 5,66,600)	4 Do.	84,99,000	00	84,99,000	00			84,99,000	00
11	Rs. Sterling Coupon Debenture Loan 1910 (& 3,33,000)	4 Do.	49,95,000	00	49,95,000	00			49,95,000	00
12	Rs. 25 lakhs Loan 1912 ...	4 Do.	25,00,000	00	25,00,000	00			25,00,000	00
13	Rs. 18 lakhs Loan 1913 ...	4 Do.	18,00,000	00	18,00,000	00			18,00,000	00
14	Rs. 50 lakhs Loan 1914 ...	4 Do.	50,00,000	00	50,00,000	00			50,00,000	00
15	Rs. 25 lakhs Loan 1916 ...	4 Do.	25,00,000	00	25,00,000	00			25,00,000	00
16	Rs. 40 lakhs Loan 1919 ...	5 Do.	40,00,000	00
17	Rs. 70 lakhs Loan 1920 ...	6 Do.	70,00,000	00	† 66,00,000	00			66,00,000	00
18	Rs. 25 lakhs Loan 1927 ...	4 Do.	25,00,000	00	25,00,000	00			25,00,000	00
19	Rs. 10 lakhs Loan 1935-36 ...	3½ Do.	10,00,000	00	10,00,000	00			10,00,000	00
20	Rs. 19,28 lakhs Loan out of Rs. 19,39 lakhs Loan (1956-57)	4 Do.	19,28,000	00	19,28,000	00			19,28,000	00
21	Rs. 27,38,500 Loan 1957-58 ...	4½ Do.	27,38,500	00	27,38,500	00			27,38,500	00
22	Rs. 50 lakhs Loan 1959-60 ...	4 Do.	50,00,000	00	50,00,000	00			50,00,000	00
23	Rs. 70 lakhs Loan 1960-61 out of Rs. 1 Core Loan 1959-60 ...	4½ Do.	70,00,000	00	70,00,000	00			70,00,000	00
24	Rs. 50 lakhs loan 1961-62 ...	4½ Do.	50,00,000	00	50,00,000	00			50,00,000	00
25	Rs. 100 lakhs loan 1962-63 ...	4½ Do.	1,00,00,000	00	1,00,00,000	00			1,00,00,000	00
26	Rs. 50 lakhs loan 1963-64 ...	4½ Do.	50,00,000	00	50,00,000	00			50,00,000	00
27	Rs. 100 lacs loan 1964-65
Total Loans raised from the Public ...			10,79,60,500	00	8,68,57,000	00			8,68,57,000	00
Grand Total ...			19,73,54,678	00	15,75,45,429	56			15,75,45,429	56

* Loans at serial Nos. 1 to 18 are guaranteed by Government under Section 163 of the Govt. of India Act 1935. (Section 110F of the B.M.C. Act.)

† Debentures for Rs. 4 lacs held by the Public were repaid on 1st April 1935 under the option reserved in the Debentures.

No. 29.
SCHEMES.

Municipality, the interest outstanding on 1st April 1964, on the different Loans, the amount Balances outstanding on 31st March 1965.

Amount repaid in 1964-65.		Balance due on 31st March 1965.		Interest outstanding on 1st April 1964.		Interest payable in 1964-65.		Total interest due.		Deduct-interest paid during the year.		Outstanding balance on 31st March 1965.	
8		9		10		11		12		13		14	
Rs.	Ps.	Rs.	Ps.	Rs.	Ps.	Rs.	Ps.	Rs.	Ps.	Rs.	Ps.	Rs.	Ps.
10,25,246	11	2,20,63,183	45			7,74,266	28	7,74,266	8	7,70,861	89	*3,404	39
...		45,00,000	00			2,02,500	00	2,02,500	00	2,02,500	00	...	
...		1,72,00,000	00			7,74,000	00	7,74,000	00	7,74,000	00	...	
...		89,00,000	00			4,00,500	00	4,00,500	00	4,00,500	00	...	
...		1,00,00,000	00	...		4,50,000	00	4,50,000	00	4,50,000	00	...	
...		70,00,000	00			3,15,000	00	3,15,000	00	3,15,000	00	...	
10,25,246	11	6,96,63,183	45			29,16,266	28	29,16,266	28	29,12,861	89	*3,404	39
...				4,078	96	...		4,078	96	140	00	3,938	96
500	00	† 16,500	00	989	58	...		989	58	23	61	965	97
10,000	00	† 18,000	00	3,932	12	...		3,932	12	482	19	3,449	93
2,27,500	00	† 24,000	00	30,346	06	...		30,346	06	18,176	67	12,169	38
48,46,000	00	+ 1,54,000	00	29,534	85	**1 36,667	00	1,66,201	85	1,39,427	02	26,774	60
...		30,00,000	00	9,545	91	1,20,000	00	1,29,545	91	1,24,461	00	5,084	91
...		20,00,000	00	8,099	04	80,000	00	88,099	04	78,908	00	9,191	04
...		15,00,000	00	9,108	00	60,000	00	69,018	00	59,456	00	9,652	00
...		30,00,000	00	19,777	56	1,20,000	00	1,39,797	56	1,20,922	00	18,875	56
...		84,99,000	00	100	00	3,06,442	00	3,06,542	00	3,05,543	80	100	00
...		49,95,000	00	120	00	1,80,102	00	1,80,222	00	1,75,117	29	*898	20
...		25,00,000	00	3,307	54	1,00,000	00	1,03,307	54	99,674	00	5,024	71
...		18,00,000	00	4,501	69	72,000	00	76,501	69	71,862	00	3,633	54
...		50,00,000	00	8,252	13	2,00,000	00	2,08,252	13	1,96,880	00	4,639	69
...		25,00,000	00	...		1,00,000	00	1,00,000	00	1,00,000	00	11,372	13
...		...		9	35	...		9	35	9 35
...		66,00,000	00	...		3,96,000	00	3,96,000	00	3,96,000	00	...	
...		25,00,000	00	7,620	00	1,00,000	00	1,07,620	00	99,050	00	8,570	00
...		10,00,000	00	...		35,000	00	35,000	00	35,000	00	...	
...		19,28,000	00	...		77,120	00	77,120	00	77,120	00	...	
...		27,38,500	00	...		1,16,387	00	1,16,387	00	1,16,386	24	*0	76
...		50,00,000	00	...		2,00,000	00	2,00,000	00	2,00,000	00	...	
...		70,00,000	00	...		2,97,500	00	2,97,500	00	2,97,500	00	...	
...		50,00,000	00	...		2,12,500	00	2,12,500	00	2,12,500	00	...	
...		1,00,00,000	00	...		4,50,000	00	4,50,000	00	4,50,000	00	...	
...		50,00,000	00	...		**4,25,000	00	4,25,000	00	2,37,500	00	*1,87,500	00
...			2,37,500	00	2,37,500	00	2,37,500	00	*2,37,500	00
59,84,000	00	8,17,73,000	00	1,39,342	79	40,22,218	00	41,61,560	79	36,12,129	82	{ 1,18,507	06
61,09,246	11	15,14,36,183	45	‡ 1,39,342	79	69,38,484	28	70,77,827	07	68,24,991	71	* 4,30,923	91

Amount of loan outstanding on 1st April 1965.	Amount of debentures held by Govt. on 1st April 1965.	Amount of debentures re-purchased during 1963-64.	Amount of debentures held by Govt. on 31st March 1964.	Amount of debentures held by the Corporation on 31st March 1964.
Rs.	Rs.	Rs.	Rs.	Rs.
(a) 45,00,000			...	45,00,000
(b) 1,72,00,000			...	1,72,00,000
(c) 89,00,000			...	89,00,000
(d) 1,80,00,000			...	1,00,00,000
(e) 70,00,000			...	70,00,000
Total	4,76,00,000	4,76,09,000

* To be treated as savings.
 † This is the total figure of Renewed Grants under Stt. 'A', 'A-1' & 'B'.
 ‡ This is the total figure of Outstanding balance required for renewal under Stt. 'A', 'A-1' & 'B' for the next year. (1965-66).
 † Debentures in respect of these Loans have remained unpaid owing to their not having been surrendered for repayment up to 31st March 1965. The Debentures do not carry interest from and after the due dates of repayment and will be paid when surrendered for repayment by the holders, out of the Sinking Fund investments.
 ** Short provision of Rs. 50,000 in the interest grant of the Loan at Sr. No. 3 has been met from the balance available under the provision made for the loan at Sr. No. 26 which was actually raised for Rs. 50 lakhs instead of Rs. 100 lakhs as originally estimated.

**APPENDIX No. 31
EDUCATION FUND**

Revenue Account for the year ended 31st March 1965.

Particulars	Total		Particulars	Total	
	Rs.	nP.		Rs.	nP.
To Revenue Expenditure	4,51,93,088	79	By Revenue Receipts	4,55,17,350	90
Balance being Surplus for the year	3,24,262	11			
Total	4,55,17,350	90	Total	4,55,17,350	90
To Revenue Expenditure to be incurred in 1965-66 and provided for Renewed Grants	36,85,403	80	By Surplus Revenue Fund as at 1st April 1964	75,82,500	03
To Balance being Surplus Revenue Fund as at 31st March 1965	75,38,827	14	.. Revenue of previous years reserved for the year 1964-65	33,17,468	00
Total	1,12,24,230	14	.. Surplus for the year	3,24,262	11
			Total	1,12,24,230	14

APPENDIX No. 34

EDUCATION FUND

Revenue Account Balance Sheet as at 31st March 1965.

Liabilities.	Rs.	nP.	Assets	Rs.	nP.
			Cash at Bank	29,97,903	83
			Cash in Office	29,859	65
Debts.			Education Loan Interest		
			Warrant Payable		
			Account.	1,284	00
Due on cheques payable	5,26,543	89			
			Advances—Recoverable		
			Municipal Officers	4,64,561	80
			Sundries—Miscellaneous advances.	7,18,161	68
Due on outstanding charges for 1964-65 and previous years	36,85,403	00			
			Plant and Machinery	57,016	88
			Add—Expenditure during the year		
				57,016	88
Due on outstanding charges on account of Interest accrued but not paid	3,88,705	84	Less—Depreciation	11,403	00
			Deposits in Public Securities with State Bank of India	66,900	00
			In Office	14,800	00
Deposits in Cash and Public Securities from Contractors and private parties	24,37,657	35			
			Municipal Contribution Receivable:—		
			From Budget 'A' Div. I		
			From Budget 'A' Div. II	93,648	25
			From Budget 'A' Div. III		
Municipal Corporation Payable (Refundable) To Budget 'A' Div. I	2,53,920	51			
			Investments—		
			Endowment Fund		
Endowment Fund	3,83,194	66	With State Bank of India & in Office		
			In securities	3,82,365	15
			In cash	829	51
			Surplus Fund—		
Surplus Revenue Fund	75,38,827	14	In securities *	49,27,786	25
			In Fixed Deposit	76,00,000	00
			In Call. Deposit	23,00,000	00
			In Current Account Deposit	5,538	39
Total	1,52,14,252	39	Total	1,52,14,252	39

* Details of Securities held in Surplus Fund—

	Face value	Cost
	Rs.	Rs. nP.
5% Maharashtra State F. C. Bonds 1976	4,92,000	4,92,000 00
3% Govt. Loan 1970-75	400	348 75
3½% Bombay Municipal Debentures 1947	500	437 50
	4,92,900	4,92,786 25

APPENDIX No. 35

EDUCATION FUND

Capital Fund Balance Sheet as at 31st March 1965.

Liabilities	Rs.	nP.	Assets	Rs.	nP.
Loans Outstanding—			Block Account—		
Due to Public—	6,30,21,000	00	Loan Funds—		
Trust Fund—			Property and Assets at original cost	5,28,60,089	59
Donation for construction of a Building for Gujarati School at Goregaon ...	34,121	50	Trust Fund—		
Donation for construction of Goregaon Hindi School ...	4,592	00	Expenditure upto 31-3-1965 1962-6 ...	1,63,942	39
Donation for Valnai School Building New Malad ...	800	00	Advance for purchase of Furniture for New School Buildings.		
Donation for Mulund School ...	4,799	53	Balance on 1-4-64 ...	18,16,912	47
Surplus—			Add—Expenditure during the year ...	9,53,848	05
Sinking Fund ...	1,18,10,060	34	Less—Amount repaid ...	2,19,142	00
Loans Redemption Fund ...	18,29,000	00	Investment—		
Contribution from Trust Fund ...	1,63,942	39	Sinking Fund—		
Contribution from Government ...	10,00,000	00	Loan Fund—		
Grand Total ...	7,78,68,315	76	In Fixed Deposit ...	1,04,00,000	00
			In Cash ...	82,604	92
			Grand Total ...	1,04,82,604	92
			Grand Total ...	7,78,68,315	76

Statement showing Capital Expenditure upto 31st March 1965 :-

Education Fund.

Loan Funds...	Total Capital Expenditure upto 31st March 1964.	Expenditure during 1964-65 out of Loan Funds.	Capital Expenditure upto 31st March, 1965.
	Rs.	Rs.	Rs.
City Section ...	2,89,74,998	47,24,523	3,36,99,521
Suburban Section ...	1,22,23,542	14,18,212	1,36,41,754
Extended Suburban Section ...	29,30,637	23,43,683	52,74,320
Discount and other charges ...	2,44,495	...	2,44,495
Trust Fund ...	4,43,73,672	84,86,418	5,28,60,090
	1,08,542	55,400	1,63,942
Grand Total ...	4,44,82,214	85,41,818	5,30,24,032

* Includes Rs. 44,313.03 being balance on account of Trust Fund.

† Face and Market values of Securities held in the Sinking Fund, was Rs. 1,18,62,000 and Rs. 1,16,60,276.90 respectively, Municipal Debentures being valued at par.

APPENDIX No. 37

EDUCATION FUND

Statement showing outstanding loans due by the Municipality, the interest outstanding on 1st April 1964 on the different Loans, the amount payable for the year 1964-65, the amount paid by the State Bank of India, and in Office during that year and the balances outstanding on 31st March 1965.

Particulars of Loans.	Rate of Interest.	Balance due on 1-4-64.	Amount raised in 1964-65.	Total.	Amount repaid in 1964-65.	Balance due on 31st March 1965.	Interest outstanding on 1-4-1964.	Interest payable in 1964-65.	Total Interest due.	Deduct Interest paid by the State Bank of India and in Office.	Outstanding balance on 31st March 1965.
(1)	(2)	(3)	(4)	(5)	(6)	(7)	(8)	(9)	(10)	(11)	(12)
Loans raised from the Public											
(1) The 5 Lakhs Education Loan of 1952-53	4 per cent.	Rs. 5,00,000	...	Rs. 5,00,000	5,00,000	...	Rs. 140.00	Rs. 10,000.00	Rs. 10,140.00	Rs. 10,140.00	Rs. ...
(2) The 5 Lakhs Education Loan of 1952-53	4 per cent.	5,00,000	...	5,00,000	...	5,00,000	...	20,000.00	20,000.00	20,000.00	...
(3) The 15 Lakhs Education Loan of 1954-55	4 per cent.	15,00,000	...	15,00,000	13,29,000	1,71,000	8,605.00	30,000.00	38,605.00	32,715.00	5,890.00
(4) The 20 lakhs Education Loan of 1955-56	4 per cent.	20,00,000	...	20,00,000	...	20,00,000	17,688.00	80,000.00	97,688.00	87,800.00	9,888.00
(5) The 35 lakhs Education Loan of 1957-58	4½ per cent.	35,00,000	...	35,00,000	...	35,00,000	...	1,48,750.00	1,48,750.00	1,48,750.00	...
(6) The 30 lakhs Education Loan of 1958-59	4½ per cent.	30,00,000	...	30,00,000	...	30,00,000	15,300.03	1,27,500.00	1,42,800.03	1,42,800.03	...
(7) The 50 Lakhs Education Loan of 1959-60	4 per cent.	50,00,000	...	50,00,000	...	50,00,000	...	2,00,000.00	2,00,000.00	2,00,000.00	...
(8) The Rs. 38.5 Lakhs Education Loan of 1960-61	4½ per cent.	38,50,000	...	38,50,000	...	38,50,000	...	1,63,625.00	1,63,625.00	1,63,625.00	...
(9) The Rs. 10 Lakhs Education Loan of 1960-61	3½ per cent.	10,00,000	...	10,00,000	...	10,00,000	...	42,500.00	42,500.00	42,500.00	...
(10) The Rs. 55 Lakhs Education Loan of 1961-62	4½ per cent.	55,00,000	...	55,00,000	...	55,00,000	...	2,33,750.00	2,33,750.00	2,33,750.00	...
(11) The Rs. 10 Lakhs Education Loan of 1961-62	4½ per cent.	10,00,000	...	10,00,000	...	10,00,000	...	42,500.00	42,500.00	42,500.00	...
(12) The Rs. 75 Lakhs Education Loan of 1962-63	4½ per cent.	75,00,000	...	75,00,000	...	75,00,000	760.00	3,56,250.00	3,57,010.00	3,54,582.77	2,427.23
(13) The Rs. 25 Lakhs Education Loan of 1962-63	4½ per cent.	25,00,000	...	25,00,000	...	25,00,000	...	1,12,500.00	1,12,500.00	1,12,500.00	...
(14) The 137.5 Lakhs Education Loan 1963-64	4½ per cent.	1,37,50,000	...	1,37,50,000	...	1,37,50,000	...	6,53,125.00	6,53,125.00	6,44,954.96	8,170.04
(15) The 12.5 Lakhs Education loan 1963-64	4½ per cent.	12,50,000	...	12,50,000	...	12,50,000	...	34,470.48	34,470.48	34,470.48	...
(16) The 12.5 Lakhs Education Loan 1964-65	5 per cent.	...	1,25,00,000	1,25,00,000	...	1,25,00,000
Loans from Public		5,23,50,000	1,25,00,000	6,48,50,000	18,29,000	6,30,21,000	42,493.03	22,54,970.48	22,97,463.51	22,71,088.24	26,375.27

APPENDIX, No. 40

EDUCATION FUND

Statement showing the amounts of Receipts and Expenditure respectively credited and debited to the Education Fund during the year 1964-65 and the balance at the credit of the Fund at the close of the year 1964-65 (i.e., 31st March 1965).

	Rs.	P.
RECEIPTS—A.—REVENUE ACCOUNT		
(1) Fees and Fines from Municipal Schools	88,54,784	79
(1A) Education Cess
(2) Contribution towards Primary Education from Municipal Corporation under Section 126C(e) of the Bombay Municipal Corporation Act—	1,37,02,900	00
(i) From Budget 'A' Div I	38,71,344	00
(ii) From Budget 'A' Div II	11,85,000	00
(iii) From Budget 'A' Div III
(2A) Special Contribution from—	1,00,00,000	00
(i) From Budget 'A' Division I
(ii) Budget 'A' Div II
(iii) Budget 'A' Div III
(3) Contribution from Government under Clause 2(e) of Schedule BBA of the Bombay Municipal Corporation Act	68,09,717	00
(4) Interest on Endowment and Investments	6,928	66
(5) Rent and other proceeds of properties	1,33,523	51
(6) Interest and Profits on Investments of Surplus, Loan and other balances	8,01,015	18
(7) Miscellaneous Receipts	1,52,137	76
Total—Revenue Receipts	4,55,17,350	90
RECEIPTS—B.—CAPITAL ACCOUNT		
(1) New Loan	1,25,00,000	00
(2) Recoupment of Advance for purchase of furniture	2,19,142	00
(3) Trust Fund
Total—Capital Receipts	1,27,19,142	00
RECEIPTS—C.—SUSPENSE ACCOUNT		
Advances—Municipal Officers—		
(a) Standing Advances for Contingent Expenditure	2,788	37
(b) Motor Cars and Motor Cycles to Officers	4,200	00
(c) Dishonoured Cheques	7,426	50
(d) Loan scholarships to Municipal Teachers Under Training	19,482	23
Advance for purchase of Plant and Machinery	11,403	00
Sundries—Miscellaneous Advances	3,06,439	15
State Bank of India and other Local Banks Paper and Cash Account—including Paper Deposits in Office Custody—		
Sinking Fund (Paper and Cash) Account	12,38,387	50
Endowment Fund (Paper and Cash) Account	55,862	50
Loan Fund (Paper and Cash) Account	9,000	00
Surplus Fund (Paper and Cash) Account	34,37,600	88
Sundry Deposits (Paper and Cash) Account	1,65,83,400	00
Deposit Account	23,71,918	28
Provident Fund Recoveries	55,55,554	92
Provident Fund Investments	36,34,171	71
Cash Bills Outstanding
Cheques Payable	5,15,22,775	82
Wages Deposit Account
Municipal Contribution Receivable	97,006	23
Municipal Contribution Payable (Refundable)	3,50,926	74
Endowment Fund Account	25,311	87
Sinking Fund Account—Education	37,81,115	95
Education Loan Interest Warrant Payable Account	15,78,570	45
Interest Receivable Account
Interest accrued but not paid	1,22,916	67
Investment of Surplus Monies in Public Securities	10,00,000	00
Advances from Surplus Monies for financing Capital Expenditure pending raising of Loan
Loan Redemption Account	18,29,000	00
Total—Suspense Receipts	9,35,45,258	77

APPENDIX No. 40—(Contd.)

	Rs.	P.
EXPENDITURE—A.—REVENUE ACCOUNT		
A.—General Supervision and Administration	7,54,567	74
B.—Municipal Primary Schools	3,40,64,904	42
C.—Private Primary Schools	6,89,737	69
D.—Medical Inspection of School Children	4,23,431	82
E.—Enforcement of Compulsion	11,506	50
F.—Educational Activities	3,86,083	74
G.—Pension and Provident Fund	27,04,000	00
H.—Dearness Allowance		
I.—New Works	1,30,367	32
J.—Debt Charges	59,38,407	23
K.—Training Facilities for Municipal Teachers	28,451	83
L.—Proportionate Cost of Collection of Education Cess	46,851	68
M.—Extra-Curricular Activities	14,778	82
Total—Revenue Expenditure	4,51,93,088	79
EXPENDITURE—B.—CAPITAL ACCOUNT		
(1) Loan Funds—	84,86,417	67
(2) Advance for purchase of furniture for New School Building	9,53,848	03
(3) Trust Fund	55,400	47
Total—Capital Expenditure	94,95,666	19
EXPENDITURE—C.—SUSPENSE ACCOUNT		
Advances—Municipal Officers—		
(a) Standing Advances for Contingent expenditure	9,309	00
(b) Motor Cars and Motor Cycles to Officers		
(c) Dishonoured Cheques	7,326	50
(d) Loan Scholarship to Municipal Teachers under Training	20,207	33
Advance for purchase of Plant and Machinery		
Sundries—Miscellaneous Advances	5,31,756	00
State Bank of India and other Local Banks Paper and Cash Account—including paper		
Deposits in Office Custody—		
Sinking Fund (Paper and Cash) Account	31,90,503	45
Endowment Fund (Paper and Cash) Account	81,174	37
Loan Fund (Paper and Cash) Account	82,475	81
Surplus Fund (Paper and Cash) Account	21,49,817	33
Sundry Deposits (Paper and Cash) Account	2,15,68,900	00
Deposit Account	38,02,128	67
Provident Fund Payments	55,55,554	92
Provident Fund Investments	36,34,171	71
Cash Bills Outstanding		
Cheques Payable	5,16,80,065	50
Wages Deposit Account		
Municipal Contribution Receivable	53,505	25
Municipal Contribution Payable (Refundable)	97,006	23
Endowment Fund Account		
Sinking Fund Account Education	18,29,000	00
Education Loan Interest Warrants—Payable Account	15,78,251	45
Interest Accrued but not paid	6,666	67
Interest Receivable Account		
Investment of Surplus Monies in Public Securities	10,00,000	00
Advances from Surplus Monies for financing Capital Expenditure pending raising of Loan		
Repayment of Loan Account	18,29,000	00
Total—Suspense Expenditure	9,87,06,820	19

APPENDIX No. 40—(Concl'd.)

SUMMARY

Receipts.			Disbursements.	
Rs.	P.		Rs.	P.
45,56,386	98	Balance on 1st April 1964—		
4,55,17,350	90	A.—Revenue Account	4,51,93,088	79
1,27,19,142	00	B.—Capital Account	94,95,666	19
9,35,45,258	77	C.—Suspense Account	9,87,06,820	19
15,17,81,751	67	*Balance on 31st March 1964	15,33,95,575	17
			30,42,563	48
15,64,38,138	65	Total	Total	15,64,38,138 65
Bank's Reconciliation—			Rs.	P.
*Balance as per Bank's Pass Book		...	35,18,658	36
Add—Revenue sent to the Bank on 31st March 1965 but acknowledged on 1st April 1965.		...	1,925	75
Less—Uncashed cheques		...	35,20,584	11
		...	5,22,680	28
Balance as per Day Book (Col. No. 10)		...	29,97,903	83
		Rs.		P.
Balance in Office in Government Promissory Notes etc.		14,800		00
Balance in Office in Cash		29,859		65
			44,659	65
			30,42,563	48

ASSESSMENT AND COLLECTION

(CITY)

Rates of Taxation.— The rates of taxation on lands and buildings continued to be the same. Thus the rates of taxation stood as follows. General tax (including Fire tax) at 24½ per cent. Water tax at 4½ per cent. Halalkhor tax at 3½ per cent. Education Cess at a graduated scale as under:—

Rateable Value.	Rate	
Re. 1 to Rs. 74	Nil.	The Education Cess is leviable on the aggregate rateable value of all buildings and lands owned by one person in the same locality.
Rs. 75 to Rs. 299	2 per cent.	
Rs. 300 and above	2½ per cent.	

The tax on vehicles and animals was levied at the maximum rates prescribed in Schedule G of the Bombay Municipal Corporation Act. The rates charged for the supply of water by meter measurement ranged between Rs. 1.65 and Rs. 5.50 per 10,000 litres according to the class of properties.

Properties.— The total number of properties on the 31st March 1965 was 69,069 of which 65,739 properties were assessed to General tax and 2,188 were exempted from it under Section 143 (a) of the Bombay Municipal Corporation Act. Vacant lands owned by Government are not assessed till they are beneficially occupied while Railway lands are assessed in lump. The number of Municipal properties exempted from General tax under the provisions of the Bombay Municipal Corporation Act, during the year was 1,142.

The number of properties accounted for as newly erected, demolished and enlarged during the year was 11,975, 501 and 904 respectively, the corresponding figures for the preceding year being 674, 545 and 836.

Rateable Value.— The rateable value of all properties in the City on the 31st March 1965 was Rs. 35,89,736 as against Rs. 34,19,65,387 on the 31st March 1964. It worked out to Rs. 129.51 per head of population of 27,71,933 as per the census of 1961 of the City proper against Rs. 123.40 in the preceding year.

Under Section 185 of the Bombay Municipal Corporation Act Wheel tax in respect of hack-victorias labour carts (without pneumatic tyres) and hand-carts (without pneumatic tyres) ordinarily leviable at Rs. 112, Rs. 40 and Rs. 8 per annum respectively, was compounded for the year 1964-65 at Rs. 100, Rs. 35 and Rs. 6, respectively.

The tax collected on hand-carts and bullock carts for the year 1964-65 amounted to Rs. 1,44,316.67 as against Rs. 85,966.00 in the preceding year.

Bills.— The total number of bills in respect of property taxes and wheel tax issued during the year was 1,33,717 and 2,52,938 respectively, of which 3,997 and 37,252 respectively were for previous years and 1,29,720 and 2,15,686 respectively for the year 1964-65. The total number of bills for water charges by meter measurement issued during the year by the Hydraulic Engineer was 37,293 of which 2,007 were for previous years and 35,286 for the year 1964-65.

Total demand, collection and outstanding of municipal property taxes during the year 1964-65.

(Amounts of 50 Paise and above are taken as full rupee and those below 50 Paise are omitted).

Particulars	Outstanding on 1-4-64.	Amount of bills issued including the demand for contributions from Government and B.P.T.	Gross Demand.	Amount of bills recalled and drawback allowed.	Net demand, in 1964-65.	Collection on 31-3-65.	Outstanding on 31-3-65.	Percentage of outstanding to net demand.
Property ...	4,24,72,250	16,88,89,569	21,13,61,819	2,03,72,054	19,09,89,725	14,22,37,330	4,87,52,395	25.52

Property Taxes.— Out of the net demand of Rs. 19,09,89,725 in respect of Municipal property taxes, a sum of Rs. 99,32,638 was not effective demand on account of complaints and appeals against rateable values and other valid disputes. The effective demand therefore was Rs. 18,10,57,087 and the percentage of recovery as against this effective demand was 78.56. The percentage of outstanding will therefore, be 21.44.

Total demand, collection and outstanding of wheel tax for previous years and for the year 1964-65.

(Amounts of 50 Paise and above are taken as full rupee and those below 50 Paise are omitted).

Year.	Particulars	Outstanding on 1-4-64.	Amount of bills issued including the demand for contributions from Govt. and B.P.T.	Gross Demand.	Amount of bills recalled.	Net demand, in 1964-65.	Collection on 31-3-65.	Outstanding on 31-3-65.	Percentage of outstanding to net demand.
Previous years.	Wheel Tax	93,78,123	12,70,327	1,06,48,450	11,43,105	95,05,345	22,49,763	72,55,582	76.33
1964-65	Do.	82,96,548	82,96,548	1,90,140	81,06,408	53,07,882	27,98,526	33.28
	Total ...	93,78,123	95,66,875	1,89,44,998	13,33,245	1,76,11,753	75,57,645	1,00,54,108	57.08

Wheel Tax.—Out of the net demand of Rs. 1,76,11,753 in respect of wheel tax a sum of Rs. 58,19,071 was not effective demand on account of disputes. The effective demand, therefore was Rs. 1,17,92,682 and the percentage of recovery as against this effective demand was 64.09. The percentage of outstanding will, therefore be 35.91.

Year	Total net demand	Collection	Percentage	Outstanding	Percentage
<i>Total net demand, collection and outstanding compared with those for the last two years (Municipal Property Taxes).</i>					
1962-63	15,28,32,508	11,69,25,746	76.51	3,59,06,762	23.49
1963-64	18,24,05,450	13,99,68,813	76.73	4,24,36,637	23.27
1964-65	19,09,89,725	14,22,37,330	74.48	4,87,52,395	25.52
<i>Total net demand, collection and outstanding compared with those for the last two years (Wheel Tax).</i>					
1962-63	1,41,32,661	57,05,996	40.38	84,26,665	59.62
1963-64	1,58,75,472	64,98,826	40.94	93,76,646	59.06
1964-65	1,76,11,753	75,57,645	42.92	1,00,54,108	57.08

Break up of outstanding.

	AMOUNT OUTSTANDING ON 31-3-65	
	Effective demand	Provisional demand
	Rs.	Rs.
(1) Government property taxes and Water charges	19,62,796.06	7,95,922.57
(2) Amount due by the Deputy Custodian of Evacuee Property	51,540.15	
(3) Western Railway	3,16,307.62	
(4) Central Railway	13,52,226.88	
(5) Bombay Port Trust	59,551.52	
(6) (a) Bombay Municipal Corporation (Imps.)	8,61,973.21	
(b) Other Municipal departments	7,98,448.74	
(7) Court Receiver, Official Assignee etc.	7,39,116.22	
(8) Suits filed		53,668.55
(9) (a) Properties attached	24,44,812.06	
(b) Properties proposed to be attached	24,08,595.62	
(10) Appeals against rateable values		18,81,989.28
(11) Complaints against rateable value		53,28,703.39
(12) Amounts involved in respect of properties occupied on flatownership basis	32,02,287.78	
(13) Instalments allowed by Municipal Commissioner or Deputy Municipal Commissioner	8,75,386.45	
(14) (a) Dispute regarding water tax or water charges		18,72,353.88
(b) Dispute regarding wheel tax		58,19,071.33
(15) Issued in the month of March 1965 and outstanding on 31-3-1965	69,86,513.25	
(16) Other ratepayers		
(a) Property Taxes	1,67,60,201.41	
(b) Wheel Tax	42,35,037.03	
	4,30,54,794.00	1,57,51,709.00
Grand Total	5,88,06,503.00	

(1) Out of the amount shown under this head, an amount of Rs. 7,95,922.57 pertaining to Special Halakhor Tax is disputed by the Defence Department, Government of India. Out of the remaining amount, a sum of Rs. 17,38,233.88 is due from different Departments of Government of India on account of payment of the sum-in-lieu of General Tax. This amount was formerly being paid by the State Government on behalf of Government of India. However, the State Government has since stopped payment and the correspondence is going on with different Departments of Government of India requesting them to make payment of the dues. They have not still taken decision in the matter. The remaining amount was not paid by Government before 31st March 1965.

(2) The Deputy Custodian of Evacuee Properties pays as and when funds permit.

(3) The payment was not received before 31-3-1965.

(4) Do. do.

(5) Do. do.

(6) (a) The amount awaits adjustments.

(b) Do.

(7) The payments are made when funds are available.

(8) The matter is pending before the Court.

(9) (a) The Legal Assistant of this Department has been requested to take further action with regard to the sale of attached properties.

(b) In most of the cases the preliminary action with regard to the attachment of the properties have been completed and the Legal Assistant has been requested to take further action.

(10) The matter is pending before the Court.

(11) The payments can be demanded after disposal of complaints against rateable values.

(12) There are legal difficulties involved in effecting recovery from the flatowners and the question of amending the Bombay Municipal Corporation Act suitably is under consideration.

(14) (a) and (b) The matter is under correspondence.

(15) The amended bills were issued in the month of March, 1965, and there was no sufficient time to effect the recovery.

It will be seen from the above that out of the total outstandings of Rs. 588.06 lacs, a sum of Rs. 378.11 lacs was beyond the control of the Department for effecting recovery before 31st March 1965.

(Note.—from April to July 1965, the amount recovered out of the outstandings noted above is about Rs. 1,00,00,000).

Miscellaneous Receipts.—Miscellaneous receipts realised from notices of demand, distress warrants battaki fees inspection fees and other items amounted to Rs. 1,52,556.22 against Rs. 1,07,730.50 in the preceding year.

Meter Hire.—Receipts from meter hire amounted to Rs. 4,11,041.06 against Rs. 4,05,953.12 in the the previous year.

Exemptions.—The amount of full exemption allowed in respect of General tax on properties entitled to such exemption under Section 143(a)(1b) of the Bombay Municipal Corporation Act and under Article 285 of the Constitution of India and the amount of partial exemption under Section 144 (3) of the Bombay Municipal Corporation Act and Section 36 of the Bombay Port Trust Act, 1879, aggregated Rs. 71,66,956.21 on the 1st April 1964, against Rs. 69,58,320.57 during the preceding year. The increase was due to enhancement of rateable values.

Complaints and Appeals against rateable values.—1406 complaints under Section 167 of the Act against the rateable value amounting to Rs. 3,80,25,288 and 2,676 complaints under Section 162 against the value amounting to Rs. 3,45,67,611 were disposed of during the currency of the year. The assessments were on investigation of complaints reduced to Rs. 3,14,75,146 and Rs. 3,42,10,141 respectively and the reduction amounting to Rs. 65,50,142 and Rs. 3,57,470 gives a percentage of 17.23 and 1.03 respectively.

There were 31 appeals against the rateable values of which 4 were decided by the Court and 27 were pending at the close of the year.

Attachments.—In 72 cases action under Section 203 of the Bombay Municipal Corporation Act was resorted to with a view to effecting early recovery and an amount of Rs. 1,62,207.66 was recovered during the year.

The Urban Immoveable Property Tax.—This tax is abolished from 1st April 1963. The arrears of the tax as on 1st April 1964 were Rs. 33,05,506.12 which were increased to Rs. 33,17,158.00 on account of increase in rateable values for the period prior to 31-3-1963. Out of this amount a sum of Rs. 14,49,683.74 was collected leaving a balance of Rs. 18,67,474.26 at the close of the year.

State Education Cess.—The rate of taxation continued to be the same as in the preceding year, i.e. 2% of the rateable value of buildings and lands in Greater Bombay. The buildings and lands having rateable value of Rs. 74 and below were, however, exempted from the levy of this cess. The arrears of the Cess as on 1-4-1964 were Rs. 18,94,649.12 which were increased to Rs. 80,71,613.99 on account of increase in rateable values. Out of this amount, a sum of Rs. 54,60,328.39 was collected leaving a balance of Rs. 26,11,285.60 at the close of the year.

Theatre Tax.—The rates of Theatre Tax for the year 1964-65 were as under:—

Type of Entertainment.	Rate of Tax.	Rate of tax, if payment for a whole month is made within the first five days of the month.
1	2	3
(1) Class I Cinema Theatre	... Rs. 10 per show.	... Rs. 9.40 per show.
(2) Class II Cinema Theatre	... Rs. 7 per show	... Rs. 6.60 per show.
(3) Drama, Concert, Variety Entertainment or Tamasha	Rs. 7 per show	... Rs. 6.60 per show.
(4) Circus, Carnival or Fete	... Rs. 10 per day	... Rs. 9.40 per day.
(5) Any other entertainment	... Rs. 7 per show or if there are no separate shows, Rs. 7 per day.	Rs. 6.60 per show or if there are no separate shows, Rs. 6.60 per day.

There were in all 49 Class I and 20 Class II Cinema Theatres and the tax was generally received regularly Theatre tax was also recovered in respect of the various dramatic performances, dances, variety entertainments etc., held at various Halls, Theatres and other places in the City, wherever admission was on payment of charge

Exemption from payment of Theatre Tax was granted to such cinema shows, performances, etc., as were held in aid of bonafide charities or directed towards advancement of cultural or education activities and exempted from payment of Entertainments Duty leviable under the Bombay Entertainments Duty Act 1923, by the Commissioner of Police.

The total income derived by way of Theatre Tax during the year under report was Rs. 7,23,886.46 as against Rs. 7,21,747.80 in the preceding year.

General Remarks.

The work regarding the finalization of assessment of Railway properties (Central & Western) for the quinquennium 1954-59 is in progress.

The work regarding the finalization of the assessment of the B. P. T. properties for the quinquennium 1959-64 is in progress.

With regard to the Central Government properties eligible to exemption from the levy of General tax, under article 285 of the Constitution of India, the Central Government have agreed to pay with effect from the 1st April 1954, charges for the specific services rendered by the local authorities and as directed by the Central Government the State Government have been requested to fix the percentage of such charges payable in lieu of the General tax. The matter is still under correspondence.

Tax amounting to Rs. 5,745.84 representing a charge on race horses brought to City during racing season was recovered through the Western India Turf Club as against Rs. 2,937 during the preceding year.

During the year under report the total outstandings have increased by about 70 lacs over the figure of the last year. The main reason for this is the "Work to Rule" policy of the inspectorial staff of this Department adopted during March 1965. During this month the collection figure declined by about 51 lacs than that in the month of March 1964. If this figure is deducted from the total outstanding, the increase in the outstanding balances would have been reduced to only 19 lacs. Considering the increase in demand which is to the tune of 1 Crore, this increase in out standing is just normal.

P. R. BHATKHANDE,
Assessor and Collector.

ASSESSMENT AND COLLECTION DEPARTMENT

(Suburbs and Extended Suburbs)

Rates of Taxes.—The rates of taxes during the year under report were:—

General Tax.—The General Tax which includes $\frac{3}{4}$ per cent. Fire Tax was levied in the areas of the Suburbs and Extended Suburbs as shown below

Suburbs Rate	Extended Suburbs Rate	Area
General Tax was levied at $24\frac{1}{4}$ per cent, including $\frac{3}{4}$ per cent. fire tax).	$24\frac{1}{4}$ per cent.	In the areas of the defunct Municipality of Malad (excluding the village Valnai).
	$19\frac{1}{4}$ " "	In the areas of the Valnai Village.
	$24\frac{1}{4}$ " "	In the areas of the defunct Municipality of Kandivli excluding the village of Dahanukarwadi.
	$19\frac{1}{4}$ " "	In the areas of Dahanukarwadi.
	$24\frac{1}{4}$ " "	In the areas of the defunct Municipality of Borivli
	$24\frac{1}{4}$ " "	In the areas of the defunct Municipality of Mulund.
	$16\frac{1}{4}$ " "	In the areas of the defunct Village Panchayat of Goregaon.
	$14\frac{1}{4}$ " "	In the areas of the defunct Municipality of Dahisar.
	$20\frac{1}{4}$ " "	In respect of properties in the Villages occupied for industrial purposes.
	$12\frac{1}{4}$ " "	In respect of other properties in the villages which had no local bodies prior to their merger with the Bombay Municipal corporation.

The properties, the rateable values of which did not exceed Rs. 75 in a year, were exempted.

Halalkhor Tax.—Halalkhor tax was levied at $3\frac{1}{4}$ per cent. of the rateable value.

Education Cess.—Education Cess was levied as follows:—

Rateable value	Rate	
Rs. 1 to Rs. 74	Exempt.	On buildings and lands owned by the same person or persons in the same locality the Cess was levied at the rate applicable to the aggregate rateable value of such Buildings and Lands.
Rs. 75 to Rs. 299	2 per cent. of the rateable value.	
Rs. 300 and above	$2\frac{1}{4}$ per cent. of the rateable value	

State Education Cess.—State Education Cess was levied as follows:—

Rateable value	Rate	
Rs. 1 to Rs. 74	Exempt.	On buildings and lands owned by the same person or persons in the same locality the Cess was levied at the rate applicable to the aggregate rateable value of such buildings and lands.
Rs. 75 and above	2 per cent. of the rateable value.	

Water by Meter.—The rate of water supplied by meter measurement varied from Rs. 1.65 to 5.50 per 10,000 litres.

Properties.—The total number of properties in Suburbs and Extended Suburbs as on the 31st March 1965 was 62,670 and 28,718 respectively. Out of these properties 60,385 and 27,823 were assessed, to General Tax in the Suburbs and Extended Suburbs respectively. 2,285 and 895 properties in the Suburbs and Extended Suburbs respectively were exempted from it under Section 143 (1) (a) and 143 (1) (b) of the Bombay Municipal Corporation Act. The number of properties newly assessed, enlarged and demolished during the year under report was as follows:—

	Suburbs	Extended Suburbs
Properties newly erected	5,735	1,560
Properties enlarged	2,118	1,210
Properties demolished	286	162

Rateable Value.—The rateable value of all the properties in the Suburbs and Extended Suburbs on the 31st March 1965 was Rs. 12,10,88,891 and Rs. 3,78,63,002 as against Rs. 10,30,92,855 and Rs. 3,07,83,369 on the 31st March 1964. It worked out to Rs. 116.87 and Rs. 110.16 (population 10,36,104 and 3,43,708) per head of population in the Suburbs and Extended Suburbs respectively as against Rs. 99.50 and Rs. 89.56 in the preceding year.

Bills.—The total number of bills issued during the year under report was as shown below :—

Nature of Tax	NO. OF BILLS ISSUED FOR PREVIOUS YEAR		NO. OF BILLS ISSUED FOR CURRENT YEAR		Total	
	Suburbs	Extended Suburbs	Suburbs	Extended Suburbs	Suburbs	Extended Suburbs
(i) Property tax (excluding water by meter) ...	3,747	1,679	1,25,462	58,293	1,29,209	59,972
(ii) Water charges by meter measurement ...	21,843	4,650	33,774	14,398	55,617	19,048
(iii) Meter Hire ...	90	11	1,800	2	1,890	13
(iv) Wheel Tax ...	7,982	1,763	38,893	6,431	46,875	8,194
Total ...	33,662	8,103	1,99,929	79,124	2,33,591	87,227

Total demand, collection and outstandings for previous years and for the year 1964-65.

Years.	Particulars.	Outstandings on 1-4-64.	Amount of bills issued during 1964-65.	Gross Demand.	Amount of bills recalled and cancelled.	Net demand.	Collection in 1964-65.	Outstandings on 31-3-65.	Percentage of outstanding to net demand.
SUBURBS									
Previous years.	Property taxes (including water Charges).	2,80,62,136	62,90,961	3,43,53,097	23,02,532	3,20,50,565	1,46,04,571	1,74,45,994	54.44
1964-65	Do.	Nil	4,54,06,269	4,54,06,269	29,72,571	4,24,33,698	2,57,80,554	1,66,53,144	39.26
	Total ...	2,80,62,136	5,16,97,230	7,97,59,366	52,75,103	7,44,84,263	4,03,85,125	3,40,99,138	41.84

EXTENDED SUBURBS									
Previous years.	Property taxes (including water Charges.)	85,35,030	10,07,928	95,42,958	5,16,636	90,26,322	35,80,502	54,45,820	60.33
1964-65	Do. ...	Nil.	1,20,31,154	1,20,31,154	8,48,279	1,11,82,875	63,62,813	48,20,062	43.10
	Total ...	85,35,030	1,30,39,082	2,15,74,112	13,64,915	2,02,09,197	99,43,315	1,02,65,882	51.71

The percentage of recovery to the total net demand during the year was 58.16 and 48.29 for Suburbs and Extended Suburbs respectively.

Note.—Out of the total net demand of Rs. 7,44,84,263 and Rs. 2,02,09,197 for Suburbs and Extended Suburbs respectively a sum of Rs. 97,70,278 and Rs. 35,02,005 was not effective demand on account of complaints and appeals against rateable values and other valid disputes etc. The effective demand therefore, was Rs. 6,47,13,985 and Rs. 1,67,07,192 for Suburbs and Extended Suburbs and the percentage of recovery as against this effective demand was 62.41 and 59.45 for Suburbs and Extended Suburbs. The percentage of outstanding to the effective demand will, therefore, be 37.59 and 40.55 respectively.

Break up of outstanding as on 31st March 1965.

	AMOUNT OUTSTANDING ON 31-3-1965				REMARKS.
	EFFECTIVE DEMAND		PROVISIONAL DEMAND.		
	Suburbs.	Extended Suburbs.	Suburbs.	Extended Suburbs.	
(1) Amounts due by Government, Port Trust and Railways.	11,19,373.83	...	39,558.80	...	Payment was not made before 31st March 1965.
(2) Amounts due by the Dy. Custodian of Evacuee Property	63,887.34	...	963.00	...	Payment is made as and when funds permit.
(3) Court Receiver, Official Assignee and Liquidator	4,45,290.13	...	28,426.52	...	Payments are made as and when funds are available.
(4) Amounts due by other Departments of the B. M. Corporation.	2,20,018.46	...	26,837.85	...	The amount awaits adjustment.
(5) (A) Properties attached	15,92,224.43	...	3,91,610.59	...	The Legal Assistant of this department has been requested to take further action.
(B) Properties proposed to be attached	50,30,245.32	...	14,32,577.27	...	do.

AMOUNT OUTSTANDING ON 31-3-1965					REMARKS.
	EFFECTIVE DEMAND		PROVISIONAL DEMAND.		
	Suburbs.	Extended Suburbs.	Suburbs.	Extended Suburbs.	
(6) Suits filed		95,817.46		9,02,187.88	Payments will be received after the disposal of Suits, appeals and complaints.
(7) Appeals against rateable values		2,65,733.68		82,366.92	
(8) Complaints against rateable value		20,55,497.69		6,73,340.88	
(9) Amounts involved in respect of properties occupied on flat-ownership basis.	7,56,017.43		3,500.00		There are legal difficulties involved in effecting recovery from the flat-owners and the question of amending the Bombay Municipal Corporation Act is under consideration.
(10) Disputes regarding property taxes and water charges and other general disputes.		28,19,401.04		7,64,522.93	The matter is under correspondence.
(11) Bills issued at the end of the year		44,81,197.00		9,99,251.69	Revision of assessment in the rateable values of properties on account of improvements, and completion of new construction effected late in the year.
(12) Arrears of taxes carried forward from the records of the defunct Municipalities, where the structures no longer exist and the parties are untraceable.		52,630.99		80,334.70	
(13) Taxes in respect of unauthorised structures on private lands, Government and B.M.C. lands.	24,04,671.94			4,17,323.17	(1)
(14) Monthly tenancy structures on Khotiland	9,41,877.21			7,13,211.38	(2)
(15) Amounts held in deposit	9,75,506.83			4,36,005.82	(3)
(16) Other rate payers	1,05,65,532.21			92,02,312.23	(4)
(17) Amount due by the parties residing out of Bombay.		2,14,214.77		71,550.73	(5)
Total		2,43,28,859.90	97,70,278.81	67,63,877.76	35,02,005.00
Grant Total		3,40,99,138.71		1,02,65,882.76	

It will be seen from the above that out of the total outstandings of Rs. 3,40,99,138.71 and Rs. 1,02,65,882.76 for Suburbs and Extended Suburbs a sum of Rs. 2,35,33,606.50 and Rs. 70,63,570.53 for Suburbs and Extd. Suburbs respectively was beyond the control of this department for effecting recovery before 31st March 1965.

Total, demand, collection, and outstandings for the previous years and for the year 1964-65.

Years.	Nature of Tax.	Outstandings on 1-4-64.	Amount of bills issued in 1963-64.	Gross Demand.	Amount of bills recalled and cancelled.	Net demand.	Collection in 1964-65.	Outstanding on 31-3-65.	Percentage outstanding to net demand.
SUBURBS									
Previous years.	Wheel Tax.	28,93,684	12,78,706	31,72,390	3,30,014	28,42,376	4,26,932	24,15,444	84.97
1964-65	Do.		13,94,130	13,94,130	40,257	13,53,873	6,31,107	7,22,766	53.58
	Total	28,93,684	16,72,836	45,66,520	3,70,271	41,96,249	10,58,039	31,38,210	69.17
EXTENDED SUBURBS									
Previous years	Wheel Tax	4,57,623	67,862	5,25,485	72,497	4,52,988	61,942	3,91,046	86.33
1963-64	Do.		2,39,407	2,39,407	9,772	2,29,635	92,534	1,37,101	59.71
	Total	4,57,623	3,07,269	7,64,892	82,269	6,82,623	1,54,476	5,28,147	73.02

Exemption.—The amount of exemption allowed in respect of General Tax on properties entitled to such exemption under Section 143(a) and (b) was Rs. 27,45,762.52 and Rs. 2,33,441.53 in respect of Suburbs and Extended Suburbs respectively.

Meter Hire.—Receipts from meter hire amounted to Rs. 1,34,001.85 and Rs. 9,037.40 in the Suburbs and Extended Suburbs respectively as against Rs. 1,44,817 and Rs. 24,895.20 in the Suburbs and Extended Suburbs respectively.

Complaints and Appeals Against Rateable Values.—4262 and 1646 complaints for Suburbs and Extended Suburbs respectively were registered during the year under report out of which 2358 and 848 complaints for Suburbs and Extended Suburbs respectively were registered under section 167 of the Act and 1904 and 798 for Subs. and Extd. Subs. were registered under Section 162 of the Act. There were 225 and 70 appeals against rateable values for Suburbs and Extd Subs. respectively, out of which 195 and 48 for Subs. and Extd. Subs. were settled and the remaining 30 and 22 for Subs. and Extd. Subs. were pending decision on 31st March 1965.

Suits.—11 and 182 Suits for Subs. and Extd. Subs. were actually filed against the rate-payers for recovery of taxes during the year 1964-65 and in 4 cases Standing Committee's sanction was obtained to file a suit during the year under report.

Miscellaneous receipts. Miscellaneous receipts realized from notices of demand, distress warrants, Bataki fees, Inspection fees and other items amounted to Rs. 76,981.02 and Rs. 71,935.55 for Suburbs and Extended Suburbs respectively.

Education Cess.—The net demand for Education Cess was Rs. 39,71,362.91 and Rs. 13,35,037.07 for Subs. and Extd. Subs. respectively and the amount collected was Rs. 21,51,432.09 and Rs. 6,60,960.58 for Subs. and Extd. Subs. respectively.

State Education Cess.—The net demand for State Education Cess was Rs. 29,74,525.84 and Rs. 9,57,163.86 for Subs. and Extd. Subs. respectively and the amount collected was Rs. 16,66,784.85 and Rs. 5,03,181.36 for Subs. and Extd. Subs. respectively.

Urban Immoveable Property Tax.—The levy of U. I. P. tax was abolished with effect from 1st April 1963. The net demand on account of arrears in respect of this tax was Rs. 15,76,679.82 and Rs. 9,94,444.54 for Subs. and Extd. Subs. respectively and the amount collected was Rs. 4,45,045.15 and Rs. 1,86,780.84 for Subs. & Extd. Subs. respectively.

Theatre Tax.—The rates of theatre tax for the year 1964-65 were as under:—

Type of entertainment	Rate of tax.	Rate of tax if payment for a whole month is made within the first five days of the month
	Rs. P.	Rs. P.
(1) Class I Cinema Theatre	10.00 per show	9.40 per show
(2) Class II Cinema Theatre	7.00 per show	6.60 per show
(3) Drama, Concert, Variety Entertainment or Tamasha	7.00 per show	6.60 per show
(4) Circus, Carnival or Fete	10.00 per day	9.40 per day
(5) Any other entertainment	7.00 per show or if there are not separate shows 7.00 per day	6.60 per show or if there are not separate shows 6.60 per day

There were in all 15 and 8 Cinema Theatres in Suburbs and Extd. Suburbs, respectively out of which 6 & 1 were Class I Cinema Theatres in Subs. and Extd. Subs. respectively and the remaining 9 and 7 in Subs. and Extd. Subs. respectively were Class II. There is however, an addition of one new Cinema Theatre namely "Navrang" in Suburbs with effect from 5th February 1965 and the same has been classified as Class I Cinema Theatre. The tax was generally received regularly. Theatre tax was also recovered in respect of the various dramatic performances, dances, variety entertainments, etc., held at various halls, theatres and other places in the Suburbs, Extd. Subs. wherever admission was on payment of charges. The exemption from payment of Theatre Tax was granted to such Cinema shows, performances etc., which were held in aid of bonafide charities or directed towards advancement of cultural or educational activities and exempted from payment of Entertainment Duty leviable under Bombay Entertainment Duty Act, 1923, by the Commissioner of Police. The total income derived by way of Theatre Tax during the period from 1st April 1964 to 31st March 1965 was Rs. 1,73,472.30 and Rs. 74,608.80 in Suburbs and Extended Suburbs respectively.

P. R. BHATKHANDE,
Assessor and Collector.

APPENDIX 'A'

Classification of properties according to Rateable Values

Rateable Value.	NUMBER OF PROPERTIES		
	City.	Suburbs.	Extended Suburbs.
Below 200	18,910	16,213	9,080
Between 201 to 300	2,828	7,446	3,509
Between 301 to 400	2,734	6,114	3,074
Between 401 to 500	2,402	4,989	1,871
Between 501 to 750	3,772	5,818	2,482
Between 751 to 1000	3,047	4,626	1,750
Between 1001 to 1500	4,223	4,587	2,011
Between 1501 to 2000	3,537	3,629	1,469
Between 2001 to 5000	9,762	4,863	1,852
Between 5001 to 10,000	6,503	1,749	621
Between 10,001 to 20,000	3,693	763	142
Between 20,001 to 30,000	1,111	195	61
Between 30,001 to 40,000	524	81	37
Between 40,001 to 50,000	364	34	44
Between 50,001 to 1,00,000	472	38	45
Between 1,00,001 to 1,50,000	189	31	6
Between 1,50,001 to 2,00,000	100	4	2
Between 2,00,001 to 2,50,000	62
Between 2,50,001 to 3,00,000	38	2	...
Between 3,00,001 to 3,50,000	22	1	...
Rs. 3,50,001 and above	44	3	...
Total	64,337	61,186	28,056
Grand Total		1,53,579	

These figures do not include properties belonging to the Bombay Port Trust and Railways, assessed in lump.

APPENDIX 'B'

Vehicles and Animals Taxed.	Number.
Motor lorries	8,737
Motor cars (including 6,082 taxies)	40,470
Trollies	35
Trailors	177
Motor cycles with side-cars (including 25 Auto Rickshaws)	860
Motor Cycles (Solo)	4,110
Four-wheeled vehicles drawn by animals	59
Two-wheeled vehicles drawn by animals	629
Handcarts	11,815
Horses	24
Ponies	54
Bullocks	631
Total	67,601

APPENDIX 'C'

Vehicles and animals taxed under the Public conveyance Act.

Hack Victoria (including 2 horses for each)	905
Labour carts (with pair of bullocks for each)	744
Handcarts	3,833
Total	5,482

ELECTION & TOWN DUTY DEPARTMENT

Shri G. L. Pendse, Assistant Election and Town Duty Officer was looking after the duties of the Election and Town Duty Officer's post during the period from 1st April 1964 to 21st February 1965. The undersigned Shri B. H. Prabhavalkar took the charge of the department on 22nd February 1965 and continued to do so till 31st March 1965.

There was no occasion in this department on which the provisions of the Bombay Municipal Servants Act, 1890, had to be brought into effect. There were no awards of adjudicature in respect of the staff of this department.

During the year, the rates of Town Duties continued to be the same as for the previous year. Legislative Assembly Bill No. XLVIII of 1963 published by Government in their Extra-Ordinary Gazette on 24th September 1963 proposing levy of Octroi instead of Town Duty, was enacted into Law under Maharashtra Act No. XXXII of 1964 and the same was proposed to be enforced from 1st April 1965.

A comparative commodity wise statement for current and last year showing gross collections of Town Duty, Refunds in accordance with the provisions of the Section 195 of the Bombay Municipal Corporation Act and the net revenue, are shown in Appendix 'A'. The figures of total gross collections, refunds made under Section 195 of the Bombay Municipal Corporation Act, the net revenue, etc., during the year under report and those in the previous year are given below for comparison:—

Items	1963-64	1964-65	Increase (+) or Decrease (-) over last year
	Rs.	Rs.	Rs.
(1) Gross Collections:—	1,81,90,716	1,92,71,201	+ 10,80,485
(2) Refunds—			
(i) No. of claims	18,343	16,474	— 1,869
(ii) Amount	35,49,435	29,40,451	— 4,08,984
(3) Net Revenue	1,46,41,281	1,54,34,480	+ 7,93,199
(4) Number of packages stamped:—			
(i) Sugar and Gur	9,04,429	10,24,482	+ 1,20,053
(ii) Tea	2,58,681	24,45,588	+ 14,093
(iii) Edibles	3,68,599	4,54,552	+ 85,953
(iv) Ghee and vegetable products	21,777	8,301	— 13,478
(v) Wines and spirits	2,077	3,795	+ 1,718
(vi) Paper bales	25,375	29,326	+ 3,951
(vii) Plywood crates	744	1,554	+ 810
	15,81,682	17,66,598	+ 1,84,916
(5) Fees for stamping	1,57,400	1,76,660	+ 19,260
(6) Fees in respect of Refunds	3,18,702	2,54,079	— 64,623
(7) Departmental Town Duty Collections at Mulund and Dahisar etc.	68,43,005	73,63,952	+ 5,20,947

ELECTIONS

The Municipal General Elections were ordinarily due to be held in January to March 1965. But the Legislative Assembly Bill No. XXXVI of 1964 for adoption of the State Legislative Assembly Electoral Rolls for the purposes of election to the Corporation was published on 21st July 1964 and the same was enacted into Law under Maharashtra Act No. VIII of 1965. This Act was enforced by the Government of Maharashtra with effect from 15th February 1965 and as per provisions of clause 4 (b) of the said Act, the Government of Maharashtra issued a notification that the existing Municipal Councillors of the Corporation shall retire from office at noon on the 1st day of April 1966 instead of 1965. Accordingly no Municipal General Elections were held during the period from January to March 1965.

B. H. PRABHAVALKAR,
Dy. Assessor and Collector (Octroi)

APPENDIX 'A'

Statement showing the Collections, Refunds and Net Revenue from Town Duties for the years 1963-64 and 1964-65.

Commodities	Rates	COLLECTIONS				REFUNDS CERTIFIED BY THE TOWN DUTY DEPARTMENT				NET REVENUE			
		1963-64	1964-65	Increase in 1964-65	Decrease in 1964-65	1963-64	1964-65	Increase in 1964-65	Decrease in 1964-65	1963-64	1964-65	Increase in 1964-65	Decrease in 1964-65
		Rs.	Rs.	Rs.	Rs.	Rs.	Rs.	Rs.	Rs.	Rs.	Rs.	Rs.	Rs.
Grain	12.50 nP. per 37.32 Kilos	22,67,360	15,75,777	...	6,92,583	2,15,655	2,27,519	11,864	...	20,51,705	13,47,258	...	7,04,447
Flour	93.75 nP. per 37.32 Kilos	2,084	5,868	3,784	...	17,991	11,507	...	6,484	15,907	5,639	...	10,268
Wines and Spirits	Re. 1 per 4.55 Litres	1,63,601	4,13,304	2,49,703	...	1,644	1,404	...	240	1,61,957	4,11,900	2,49,943	...
Beer	12.50 nP. per 4.55 Litres	16,968	71,663	54,695	...	103	103	16,865	71,663	54,798	...
Sugar Molasses and Gur	75 nPs. per 50.80 Kilos	33,02,766	36,98,608	3,95,842	...	15,21,601	11,04,522	...	4,17,079	17,81,165	25,94,086	8,12,921	...
Ghee	Re. 1 per 12.70 Kilos	3,75,088	3,90,566	15,478	...	87	87	3,75,001	3,90,566	15,565	...
Ghee Substitutes	50 nPs. per 12.70 Kilos	97,080	74,976	...	22,104	15,318	9,707	...	5,611	81,762	65,269	...	16,493
Firewood	56.25 nPs. per 1.02 M. Ton	52,333	51,841	...	492	52,333	51,841	...	492
Timber and Plywood	3% of its Market Value	18,67,198	21,79,668	3,12,470	...	6,256	10,866	4,610	...	18,60,942	21,68,802	3,07,860	...
Charcoal	Re. 1 per 1.02 M. Ton	1,59,945	1,40,435	...	19,510	1,59,945	1,40,435	...	19,510
Tea	31.25 nP. per 0.45 Kilo	7,02,341	8,19,733	1,17,392	...	1,28,012	1,09,664	...	18,348	5,74,329	7,10,069	1,35,740	...
Coal	43.75 nP. per 1.02 M. Ton	92,498	60,359	...	32,139	92,498	60,359	...	32,139
Dates (Dry)	37.50 nP. per 50.80 Kilos	88,677	95,051	6,374	88,677	95,051	6,374	...
Dates (Wet)	25 nP. per 50.80 Kilos	99,208	1,58,266	59,058	99,208	1,58,266	59,058	...
Cement	Re. 1 per 1.02 M. Ton	4,30,011	4,63,606	33,595	...	410	895	485	...	4,29,601	4,62,711	33,110	...
Iron and Steel	Rs. 2.50 per 1.02 M. Ton	20,68,576	26,76,015	6,07,439	...	70,260	1,45,401	75,141	...	19,98,316	25,30,614	5,32,298	...
Paper—													
(a) News Print	31.25 nP. per 50.80 Kilos	2,21,540	2,39,415	17,875	...	21,599	25,165	3,566	...	1,99,941	2,14,250	14,309	...
(b) For Cards, etc.	Re. 1 per 50.80 Kilos	60,924	84,335	23,411	...	135	135	60,789	84,335	23,546	...
(c) Straw Boards	18.75 nP. per 50.80 Kilos	1,51,107	2,89,061	1,37,954	1,51,107	2,89,061	1,37,954	...
Edibles	At 64% and 31% Advalore	41,10,583	46,33,205	5,22,622	...	15,50,364	12,75,820	...	2,74,544	25,60,219	33,57,385	8,15,759	...
Paddy	At 0.08 nP. per 37.32 Kg.	54,833	73,426	18,593	54,833	73,426
Commodities not accounted for		362	291	...	71	362	291	...	71
Miscellaneous		17,75,701	10,09,464	...	7,95,339	17,76,303
		602
		28,500	10,09,464	...	7,66,839
		803	8,658	7,828	29,330	8,658	...	20,672
Total Rs.		1,81,90,716	1,92,12,591	25,84,113	15,62,238	35,49,435	29,22,470	95,666	7,22,631	1,46,73,095	1,63,01,399	31,99,235	15,70,931

Vaitarna-Cum-Tansa Scheme And Master Plan For Distribution Of Water Supply To Greater Bombay

This Department continued to be under the Hydraulic Engineer, Shri R. V. Abreu, B.Sc., B.E. (Civil), A.M.I.E. (India) upto 5th August 1964 and Shri D. R. Bhise, B.E. (Civil), A.M.I.E. (India) from 29th February, 1965 onwards. Shri L. G. Dhayagude, B.E. (Civil), A.M.I.E. (India) continued to be the Executive Engineer in charge of the Master Plan Works and looked after the duties of Dy. Project Engineer in addition. Shri S. S. Mankar, B.E. (Civil), A.M.I.E. (India) looked after the Dahisar River project. Shri Y. H. Kamat, B.Sc., B.E. (Civil), A.M.I.E. (India) continued as Executive Engineer, Upper Vaitarna Scheme. Shri D. N. Kagal, B.Sc., B.E. (Civil), A.M.I.E. (India) looked after the Bhatsai River Scheme upto 21st January 1965. Since then the post was vacant till the end of the official year.

The activities of this Department are grouped under the following heads :-

- I.—Vaitarna-cum-Tansa Scheme.
- II.—The Master Plan for the Distribution of Water Supply to Greater Bombay.
- III.—Dahisar River Project.
- IV.—Upper Vaitarna Scheme.
- V.—Miscellaneous Works, such as Replacements and Enlargements of Trunk Mains, etc.
- VI.—Bhatsai River Scheme.

PART I

VAITARNA-CUM-TANSA

(a) Improving and Asphaltting of Roads between Vaitarna and Tansa.

This work was completed on 30-4-1964 in all respects within the estimated amount.

(b) Land Acquisition

Out of total area of 3,995 Acres consisting of Private, Inam and Government (Revenue and Forest) lands acquired for major works of the Scheme, awards of compensation amounting to Rs. 11,63,654.64 in respect of Private and Inam lands were declared by the Government Acquiring Officers. Forest lands have been disforested and placed in charge of the Revenue Department. Correspondence with the Revenue Department for the transfer of Government lands to the Bombay Municipal Corporation was in progress during the year.

Out of the area of 35 Acres of Private, Government Railway, Customs, Military and Milk Scheme lands, awards of compensation amounting to Rs. 1,94,832.79 in respect of Private, Railway, Custom and Milk Scheme lands were declared by the Government Acquiring Officer and other respective Authorities. Correspondence regarding the transfer of Government lands was in progress with the Revenue Department during the year.

PART II

MASTER PLAN FOR THE DISTRIBUTION OF WATER SUPPLY TO GREATER BOMBAY

(a) Worli Hill Reservoir

Work in regard to the service reservoir, the Control Room, the Inlet and Outlet Mains, etc. has been completed two years back. The residual miscellaneous works such as an approach road to the Control Room, Steps to the Garden, Drainage System, etc. have been completed during the year under review at a cost of about Rs. 2,70,000.00.

(b) Rawli Hill Reservoir

(1) The construction of the reservoir has not been started for want of cement even though a contract based on the contractor's design consisting of prestressed concrete construction was accepted.

(2) (i) The work of laying inlet and outlet mains was completed during the year at a cost of about Rs. 1,75,000.

(ii) The work of laying 1200 mm. dia. extension of one of the Rawli outlets (from King's Circle to Khodadad Circle) was started on 5-2-1965 and is in progress. The cost of the work done upto 31-3-1965 is approximately Rs. 60,000 as against the total cost of Rs. 3,73,265.

(3) The construction of an approach road to Reservoir was also completed during the year at a cost of approximately Rs. 1,60,900.

(4) The work of demolishing the old structure to make room for building new staff quarters has been completed at a cost of Rs. 7,251.

(c) Gollanji Hill Reservoir

(1) The work of constructing the reservoir was started on 4th November, 1964 and the same is in progress. The work had to be slowed down for want of cement. Cost of work done is approximately Rs. 3,92,062.

(2) The work of laying inlet and outlet mains was completed during the year under review. The cost of the work done is approximately Rs. 68,000.

(3) The work of construction of staff quarters was started on 27th November, 1963 and the same is in progress. The cost of the work done during the year is approximately Rs. 1,15,600. The progress was slow due to scarcity of cement.

(d) Pali Hill Reservoir

(1) Tenders with alternative designs were invited and the one considered most suitable was accepted under S.C.R. No. 1142 dated 5-8-1964. The work of preparing formation was started on 5-2-1965; the cost of the work done during this period is Rs. 20,800 as against contract amount of Rs. 6,49,930. The work is in progress.

(e) Powai Hill Reservoir (High Level)

The construction of the High Level Reservoir was started in March, 1962. Very little work was done during the year and it is at a stand still from June, 1964 for want of cement.

The cost of work done so far is approximately Rs. 10,10,300 as against the contract amount of Rs. 22,11,274.28.

(f) Powai Low Level Reservoir

(1) Tenders with alternative designs were invited and the offer consisting of shell walls, flat slab, etc. has been accepted under S.C.R. No. 3 dated 8-4-1964. The work of excavation for formation was started in May, 1964. The cost of the work done so far is approximately Rs. 2,54,047 as against the contract amount of Rs. 12,90,491.47. The work is in progress. The work was slowed down as cement was not available for the construction of the Reservoir proper.

(2) The work of laying inlet and outlet mains except the portion of 60" dia. inlet main in the tunnel was completed in the previous year. The work in the tunnel was started on 16-12-1964 and has been practically completed during the year under review.

(g) Trombay Hill Reservoir

(1) This reservoir was to be built on a priority basis as the Fertiliser Factory being set up at Trombay by the Government of India had to be supplied water from this point. The work of preparing formation was completed earlier and the construction of the reservoir was started in November, 1963 and is in progress. The cost of the work done during the year is approximately Rs. 5,90,000.

(2) The construction of staff quarters was started in June 1964. The work is in progress and the cost of the work done during this year is approximately Rs. 46,550 as against contract amount of Rs. 2,18,080.68. The progress was slow as sufficient cement was not available.

(h) Ghatkopar Hill Reservoir

(1) The work of cutting the hill to the required formation was completed in the last year.

(2) The work of construction of reservoir was started in January, 1964 but had to be stopped in June, 1964 for want of cement. The work was at stand still thereafter. The cost of the work done is approximately Rs. 66,000 as against the contract amount of Rs. 7,56,225.48.

(3) The construction of staff quarters was in progress during the year under review and the cost of the work done is approximately Rs. 94,000 against contract amount of Rs. 1,60,334.91.

(4) The work of laying inlet and outlet mains was started in May, 1964 at a cost of Rs. 7,92,134. The work was in progress and the cost of work done during the year was Rs. 1,19,288. (Approx.)

(i) Veravali Hill High and Low Level Reservoirs

(1) Alternative designs were called for at the time of inviting tenders for the reservoirs. The offer incorporating Colcrete walls was accepted at a cost of Rs. 27.63 Lacs. The construction of the low level reservoir was started on 1-4-1964. The work of preparing formation for low level reservoir was completed during the year and the construction of the reservoir proper is in progress. As cement is in short supply, lime is being used for part of the side walls but even then work had to be slowed down for want of cement. Cost of work done was about Rs. 8,80,856. The work of High Level Reservoir could not be started as the land required is still not in our possession.

(2) The work of laying the inlet has been completed. The entire Jogeshwari Outlet and part of the Vile-Parle Outlet have been completed. The work of laying the remaining part of the Vile-Parle Outlet was started in February 1964 and was in progress.

(3) *Staff quarters*.—The work has not been started for want of cement even though the same is entrusted to the contractors.

(j) Bhandup Hill Reservoir

(1) Alternative designs were called for at the time of inviting tenders. The offer consisting of Colcrete walls has been accepted at a cost of Rs. 19,22,319. The work of preparing formation of reservoir was started in January, 1965. The excavation for the formation was in progress. The cost of the work done is approximately Rs. 3,00,800.

(k) Steel Plates and Bars

Steel Plates and reinforcement bars required for the various works were purchased in advance, in view of their scarcity so that the works may not suffer.

(l) Fabrication of steel pipes and specials

(1) The work of fabricating and supplying steel pipes and specials required for the third stage of the Master Plan Works was in progress. The cost of the work carried out is about Rs. 4,93,934.17. The work of fabricating pipes and specials required for the remaining Master Plan Works and Upper Vaitarna Tunnel Project is in progress.

(m) Filtration of water supply

(1) (i) The laboratory at Powai continued to make a detailed study of the quality of water in the Vehar Zone in 'L' Ward till supply from Vehar Lake was closed down as an Emergency Measure.

(ii) Analysis were also carried out at Powai laboratory for waters of Dahisar River, Kalu River, Bhatsai River, Powai Lake, Vehar Lake, Tulsi Lake and Tulsi Filter Effluent.

(2) Tertiary Treatment of Sewage Effluent

In order to process the secondary sewage effluent to I.S.I. standards to make it suitable for use in Textile Industry, preliminary study was conducted at Powai Laboratory. One method tried was that of lime soda treatment for softening which includes coagulation, flocculation and rapid sand filtration. The second method was that of Cation Exchange media. The results achieved by the above two processes encouraged the department to go ahead with the construction of a Pilot Plant of 1600 g.p.h. capacity at the Sewage Purification Works at Dadar.

(3) Calgon Treatment

In order to improve the discharging capacity of the 24" dia. Tulsi main, it was decided to carry out departmentally Calgon Treatment on a length of about 4 Miles at a total cost of Rs. 1,85,588. The proposal was sanctioned towards the end of last year and during the year under review all preliminaries including purchase of about 25 Metric Tonnes of Calgon worth Rs. 1,00,000 were completed. The treatment work proper will be done when the supply position improves after the monsoon of 1965.

(4) Pilot Filtration Station at Vaitarna**(A) Construction works**

Following pre-treatment units were constructed:—

(a) Dorr's Hydrotreator of size 22'×22'×13' (height).

(b) Dorr's Clariflocculator of size 24'×24'×15' (height).

(c) Paterson's Accelerator of size 24'×24'×15' (height).

(2) Filters having 4 beds (i.e. 2 beds of Candy's Filter of 10'-10"×9'-11" and 2 beds of Paterson's Filter of 10'-0"×11'-0") were constructed.

(3) Following miscellaneous works were completed:—

(a) Foundations for Alum injection pumps.

(b) Foundation for Air Blower.

(c) Foundation for Air Compressor.

(d) Foundation for Wash Water pump.

(e) Foundations for surface water pumps on the upstream of the dam.

(B) Electrical Installation

The work of providing 3 phase electrical energy from pumps etc. at the pilot filter station was completed including providing all the necessary electrical installation required for Air Blower, Wash Water Pump, Alum Injecting Pumps, Alum Solution Tanks and all the drives of pre-treatment units.

Laying and jointing of cables from the top of dam to the site of platforms for pumps at upstream of the dam, for surface water were also completed.

(C) Erection work**(1) Departmental Work**

(a) The work of erecting necessary equipment for Hydrotreator and Clariflocculator was completed.

(b) Erection of 4 Alum Injecting pumps and 1 Wash Water pump and 2 Surface Water Pumps was completed.

(c) Pipe Laying Work.—The work of making necessary inlet connections to all the 4 pre-treatment units from the main supply was completed. Similarly, laying of 12" dia. main for washing of the filters was completed with all the necessary connections.

(d) The work of manufacturing alum solution tanks for 4 pre-treatment units, incorporating the necessary equipment, was completed.

(e) The work of loading of filter beds with required filter media was completed.

(2) Units put into commission

- (i) Candy's Clarifier and Filter Bed No. I in September, 1964.
 (ii) Dorr's Hydrotreator and Filter Bed No. II in December, 1964.
 (iii) Dorr's Clariflocculator and Paterson Accelerator in January 1965.

The Water Analysis Laboratory at Vaitarna continued detailed limnological study of Vaitarna Lake. Routine tests were carried out for Bhatsai River Water, Tansa Lake Waters and water flowing through trunk mains upto Jamboli.

(5) Renovation of Tulsi Filters

The proposal of renovating the existing treatment plant at Tulsi lake was dropped after consideration. Instead it was proposed to construct a new treatment plant at Veravali for the purpose.

(6) Construction of 20 M.G.D. Vehar Water Treatment Plant

Tenders were invited for the construction of the plant. They were under scrutiny. About 300 brass of the Mumbra Sand to be used on the above plant was purchased at a cost of about Rs. 15,000.

(7) Vaitarna and Upper Vaitarna Water Treatment Plant

Detailed contour and trial pit surveys were carried out for 3 alternative sites in the Tansa Catchment near Bel Nala.

(8) Departmental Construction at Powai

The following works were completed:—

Name of the work	Estimated Cost
	Rs.
(1) Construction of Veravali Chlorination House.	19,767
(2) Construction of Workshop, plant Shed, Garage, etc.	25,000
(3) Construction of Sanitary Blocks	14,000
(4) Painting of residential units.	3,547
(5) Modification to Residential Units at Santacruz, Marol and Mulund.	25,000

The following works were brought to near completion:—

Name of the work	Estimated Cost
	Rs.
(1) Extension of Master Plan Office at Powai	39,226
(2) Laying of 3" C.I. Pipe line and provision of Fire Hydrants in the Store and Garage premises at Master Plan Yard at Powai	4,734
(3) Construction of approach roads for facilitating unloading of pipes in Old Powai Yard	1000.
(4) Construction of approach roads for facilitating unloading of pipes in Master Plan Yard at Powai	800

The following works were in progress:—

Name of the work	Estimated Cost
	Rs.
(1) Construction of 2 Nos. of Cement Godowns in the Master Plan Yard at Powai	91,425
(2) Construction of 20 Unit Labour Staff Quarters for filtration staff at Powai Hill	47,000
(3) Construction of sanitary Accommodation for the Extended portion of the Master Plan Office at Powai	15,000

(n) Duct Renovation

The work of renovating the masonry duct by laying 72" dia. R.C.C. pipeline between Tansa and Chhatkopar at a total cost of Rs. 1,13,92,211.25 was taken in hand in 1962. For various reasons such as shortage of cement etc., the work could not be proceeded with in full swing. Out of a total of 1,21,670 Rft., only 9530 Rft. of pipeline has been laid. The total amount booked against the work till 31-1-1965 is Rs. 20,84,546.

(o) Land Acquisition

The possession of the sites for the construction of proposed Service Reservoirs at (1) Gollanji Hill, (2) Pali Hill, (3) Veravali Hill (Low Level), (4) Trombay Hill and (5) Rawli Hill was taken over by the Municipality from the Government Land Acquisition Officers and that of Bhandup Hill site was taken over partly from the land-owner by negotiations. Awards in respect of the sites acquired for Reservoirs at (1) Gollanji Hill, (2) Pali Hill, (3) Trombay Hill, and (4) Rawli Hill have been declared by the Government and the further proceedings regarding the payment of compensation for the reservoir site at Veravali Hill (Low Level) was in progress in concurrence with the Government Authorities. As regards the sites required for Service Reservoir at Veravali Hill (High Level), the private lands were proposed for acquisition and the proceedings thereof were in progress with the Government Acquiring Officers. Negotiations for transfer of the required areas out of Milk Scheme lands were in progress with the Director of Bombay Milk Scheme, Bombay.

The sites required for the following works have been proposed for acquisition and the acquisition proceedings were in progress in the office of the Government Acquiring Officers.

- (1) For laying inlet and outlet mains to and from Powai Low Level Reservoir.
- (2) For ancillary works for low level Veravali Hill Reservoir.
- (3) For laying the outlet mains and the construction of approach road to the Bhandup Hill Reservoir site.
- (4) Additional lands required for Veravali Hill Reservoir (Low Level).
- (5) For laying inlet and outlet to and from Bhandup Filtration Plant.
- (6) For the construction of Bhandup Hill Reservoir.

The site required for Bhandup Filtration Plant was proposed for acquisition and the case has come to the award stage.

PART III—DAHISAR RIVER PROJECT**(1) Survey Work**

Demarcation of 330.00 T.H.D. contour i.e. water spread of the proposed Dahisar Lake was in progress.

(2) Investigations for the foundations of the proposed Dahisar Dam**(a) Exploratory Holes**

On recommendation from the Geological Survey of India, the work of Sub-surface exploration for the Dahisar Dam was taken in hand and the work of taking 53 additional bore holes and of soil investigations, was entrusted to Messrs. Shri Sainath Construction Engineering and Trading Co., at a total cost of Rs. 2,52,126 *vide* S.C.R. No. 88 dated 10th April 1963 and S.C.R. No. 462 dated the 22nd May 1964. The work which started on 27th May 1963 was completed on 8th May 1964. The cores obtained from the bore holes and other data collected during the progress of the work were inspected and logged by the Superintending Geologist, Geological Survey of India. Due to non-availability of good rock for foundations at reasonable depth on both the banks, he recommended a composite dam, i.e. masonry dam in the river portion and earthen flanks on both the banks.

The work of testing soil samples for the proposed composite dam was entrusted to the Director, Institute of Technology, Powai, *vide* S.C.R. No. 2025 dated the 31st October 1962. Part of the work was done in the previous year but the remaining work of carrying out further tests was done during the year under review.

(3) Detailed plans and estimates for Dahisar River Project

(a) **Dam.**—Design for the composite dam was prepared departmentally but the details as regards earthen portions were got scrutinised through the Central Designs Organisation, Government of Maharashtra. Thereafter drawings and estimates for the composite dam were finalised.

(b) Other items, viz. Diversion of Aarey Borivli Road, Reservoir, Pipelines, etc.

Detailed plans and estimates for these items were finalised.

As the experiments regarding the type and mode of filtration are still in progress, estimate for the filtration plant for the Dahisar project was prepared on a rough basis.

(c) **Tenders.**—Tenders for the work of diversion of Aarey-Borivli Road were called and were due on 28-4-1965.

(4) **Gauging and Rainfall Records.**—The record for hourly rainfall and river flows were maintained in the monsoon from 1-6-1964 to 31-10-1964 at the Dahisar Dam site.

(5) **Expenditure.**—An expenditure of Rs. 1,94,032.74 was incurred on the staff both Superior and Inferior and also on the purchase of consumable stores, stationary articles, maintenance of vehicles, etc.

(6) **Land Acquisition.**—A consolidated proposal for 736 A.—17G—7 As. of Milk Scheme lands required for Dahisar River project and tunnel projects (driving tunnels between Mulund and Kandivli) has been forwarded to the Secretary, Agriculture Food and Forest Department, Government of Maharashtra. Further proceedings are in progress with Government Officers. The proceedings for acquisition of private lands for about 50 Acres required for tunnels project are in progress with the Special Land Acquisition Officers, Bombay and Bombay Suburban District. The transfer proceedings in respect of Forest lands are in progress with Forest Department Authorities.

PART IV—UPPER VAITARNA PROJECT

(A) (a) Survey, Detailed Estimates and Plan

The estimate for the preliminary works in connection with the Upper Vaitarna Project, amounting to Rs. 87,27,540 was sanctioned under C.R. No. 1739 dated the 18th February 1963. The remaining preliminary survey for the 2750 m.m. > 2500 m.m. dia. steel pipeline and appurtenant works was carried out during the year.

Detailed designs estimates and plans for the entire Scheme Works amounting to Rs. 42,18,24,350 were prepared on the basis of detailed investigations carried out and have been sanctioned under C.R. No. 1742 dated the 26th March 1965.

(b) Land Acquisition

For laying the 2750 m.m. dia. all welded M.S. Pipeline from Bel Nala to Mulund, acquisition of approximately 840 Acres of land, consisting of 160 Acres of Forest land and Government land and about 680 Acres of Private land is necessary. In order to carry out acquisition proceedings expeditiously, special staff was appointed by the Government *vide* Government Resolution No. EST/2764/123161-C dated 19th October 1964, at the request of the Corporation, the cost of which was met from Municipal funds.

A Special Land Acquisition Officer of the status of Deputy Collector to deal with the acquisition work on behalf of the Corporation, has been appointed, on deputation with effect from 22-2-1965.

The Government was also moved to appoint a Special Officer to assist the Collector of Thana for expediting the acquisition proceedings at Corporations, cost.

The field work in connection with the Government Survey and enumeration of trees has been completed. Acquisition proposals in respect of Forest lands were forwarded to the Collector of Thana, who in turn, directed the Forest Department to hand over possession of the Forest lands to the Corporation.

Intimations inviting owners of private lands for negotiations for handing possession of their lands at reasonable rates were served.

(c) Tenders

In respect of the following works tenders were invited and recommendations were submitted for necessary administrative sanction.

(i) Fabrication of pipes and specials—1st Stage.

The 1st Stage consists of fabrication of 70,000 Tonnes out of a total of 1,07,000 Tonnes.

(ii) Three separate tenders for preparing formation etc. for the pipeline in sections as under:—

(a) Bel Nala—Pachhapur	... 14.5 Miles.
(b) Pachhapur—Pogaon	... 13 Miles.
(c) Pogaon—Bhandup	... 14.00 Miles.

(iii) Exploratory bores for a tunnel through Aghai Hill.

(d) Bassein Creek Tunnel

It is proposed to convey the Upper Vaitarna water across the Bassein Creek by means of a 12' dia. tunnel under the Creek and this work, estimated to cost Rs. 1,41,24,188 is entrusted for execution to the Government of Maharashtra on an Agency basis. Exploratory bores were taken along the proposed tunnel alignment and the detailed designs were under preparation.

(e) Departmental Works

Construction of 16 Units for the Superior Staff at Agra Road was taken in hand departmentally. Of these, 10 were completed and remaining 6 were under construction. Preparations were made to construct office buildings, schools, and additional residential quarters at Tansa, Agra Road and Kapurbavdi during the ensuing year.

One more teacher has been added to the primary Marathi School at Agra Road as the number of students increased to 51 during this year.

(f) Bhandup Dharavi Section

1. Detailed survey was carried out between Bhandup and Dharavi for laying 2500 m.m. dia. pipe line.
2. Detailed survey for construction of service reservoirs and for laying inlet and outlet mains of the reservoirs was carried out.

(g) Land Acquisition

The lands required for Malad Hill Reservoir were notified under Section 4 of Land Acquisition Act. The acquisition proceedings for the other reservoirs, namely, Bhandup, Veravali and Ghatkopar, were in progress with the Special Land Acquisition Officers, Bombay and Bombay Suburban District.

(B) Work of driving of tunnels between Mulund & Kandivli

The work of driving tunnels between Mulund and Kandivli was entrusted to Messrs. Patel Engineering Co., Ltd., at a cost of Rs. 1,19,16,270.88 *vide* S.C.R. No. 3288 dated the 28th January 1963. The work was started on 1-3-1963 and was to be completed within 18 months.

There are two tunnels, their lengths being 5050 Rft., and 14,000 Rft. respectively. The work was in progress round the clock in three shifts.

Excavation of tunnel No. 1 (5050 Rft. long) was completed on 11-4-1964. Concrete lining of its invert and curb was started on 30-5-1964 and was in progress.

Excavation of tunnel No. 2 was in progress and may be completed by the end of May, 1965. The work is much behind the Schedule due to (a) non-availability of land for work, (b) non-availability of cement in adequate quantities for lining, (c) Rock falls in the tunnels due to its poor nature and (d) Lot of sub-soil water met with during excavation.

The cost of work done during the year was about Rs. 38,77,500.

2. Construction of Staff Quarters

The work of construction of staff quarters for housing tunnel staff was entrusted to Messrs. New Great Construction Co., at a total cost of Rs. 3,54,121.39 *vide* S.C.R. No. 3525 dated the 29th January 1964. The work was started on 25-2-1964 and was in progress. It could not be re-started after monsoon of 1964 due to non-availability of land which was under acquisition.

The cost of work done during the year was about Rs. 1,21,400.

**3. Laying of 96" > 48" > 36" > 24" dia. pipeline.
(a) Laying of 96" > 48" dia. steel pipelines.**

The work of laying pipe lines at tunnel faces and in between tunnels costing Rs. 19,18,156 was entrusted to Messrs. New Asian Construction Co., *vide* S.C.R. No. 3918 dated the 4th March 1964. The work was started on 8th April 1964 and was in progress.

The pipe line is to be laid underground. Due to shortage of cement, the outer coating of R.C.C. Gunite was replaced by Shalimar H. D. Paint with tar hessian.

The cost of work done during the year was about Rs. 1,28,800.

(b) Laying 36" > 24" dia. cast iron pipe line

The work of laying 36" > 24" dia. cast iron pipe line costing Rs. 8,40,210 was entrusted to Messrs. Vinay Construction Co. The work started on 20th October 1964 and was in progress. The lead required for jointing the C. I. pipes was not freely available in the market as a result of which the progress of work suffered. Experiment to use mineral lead as a substitute was in progress.

The cost of the work done during the year was about Rs. 1,70,400.

PART V—BHATSAI AND KALU RIVER SCHEMES

By their Resolution No. CWS-1064/M dated 17th April 1964, the Government of Maharashtra have approved reservation of Bhatsai and Upper Kalu sources for augmentation of City's water supply. Accordingly, preliminary survey for Bhatsai River Scheme was started in May, 1964.

Gauging of Bhatsai River was undertaken at the proposed dam site during the monsoon of 1964. This was accompanied by rain gauging at two places, *viz.* near the dam site at Sajiwali Village, and at Vashala, a representative Village in catchment area.

Water samples were collected from time to time and tested at Vaitarna Laboratory for ascertaining the quality of water.

The Corporation accorded their sanction to the preliminary works being carried out at an estimated cost of Rs. 1,35,96,700 *vide* their Resolution No. 1339 dated 29th January 1965.

A feasibility report on Bhatsai River Scheme was prepared and submitted to the Government of India for sponsoring the Scheme for World Bank assistance.

After monsoon of 1964, survey work of the proposed filtration plant site at Mamnoli and pipeline alignment were undertaken. Detailed survey of proposed filtration plant site was completed. Alignment of the proposed pipeline from the dam site to Filtration Plant (about 9 Miles) and from Filtration Plant site to Agra Road, was in progress.

Detailed investigations for Head Works, entrusted to the State Government were in progress.

UPPER KALU

In view of the Bhatsai Scheme being proposed for implementation first, work on Kalu River Scheme was deferred except for gauging during monsoon.

PART VI—MISCELLANEOUS WORKS

(a) **Vehar Emergency Pumping Scheme** :—As a National Emergency Measure, a scheme of pumping 40 Million Gallons of water per day from Vehar Lake into the existing Tansa Vaitarna mains at Powai was undertaken at the instance of the Government of Maharashtra. The work was completed and handed over to Maintenance Division of H. E.'s Department from 1st January 1965.

(b) The work of lowering about 1,400 Rft. of 57" dia. Bhandarwada Inlet main in Sewree Road was started in January, 1962. The work was completed during the year at a cost of Rs. 1,37,000 approximately.

(c) A short length of 48" dia. main has been laid across open drain at Haines Road, which will form part of the 57" dia. main to be laid round the Race Course.

(d) **Strengthening of Tulsi Dam**.—The work of strengthening the Tulsi Dam and stabilising the waste weir by cement grouting was entrusted to Messrs. The Cementation Co. Ltd., at a total cost of Rs. 13,55,024.38 *vide* S. C. R. No. 1835 dated 14th October 1964. The work of stabilising the waste weir was started on 11th November 1964 and completed on 23rd November 1964. The work of strengthening the dam was started on 21st May 1964 and was in progress.

The cost of the work done during the year was about Rs. 9,32,800.

(e) The Corporation under their Resolution No. 1714 dated 28th February 1963 have accorded sanction to lay a new 108" dia. steel pipeline between Tarali and Kasheli at an estimated cost of Rs. 1,44,61,122 and the following works which form part of the same were being carried out during the year under review.

(i) The work of providing pile foundations for supporting the 108" dia. pipeline in the Creek Area, was entrusted to Messrs. Rodio Foundation Engineering Co. Ltd., at a cost of Rs. 3,38,572.50 *vide* S. C. R. No. 1128 dated 31st July 1963. The work was in progress, nearly 80% of the work having been completed.

(ii) The work of fabricating and laying the 108" dia. steel pipeline between Gundovali and Kasheli and replacing the portion of 72" dia. East and West Tansa mains in Tarali and Val Dippings was entrusted to Messrs. Structural Engineering Works Ltd., at a total cost of Rs. 17,48,167.17 under S. C. R. No. 1214 dated 14th August 1964. The work was in progress and nearly 40% of the work was completed. The progress of the work was slow due to non-availability of cement.

L. G. DHAYAGUDE,
For Hydraulic Engineer.

CITY ENGINEER'S DEPARTMENT

There was no occasion to invoke the provisions of the Bombay Municipal Servants' Act 1890.

I.—PLANNING

This Branch is divided into two Sections. One Section deals with proposals in connection with the building works, lay-out of Slum Clearance Schemes and the areas to be developed, Housing in Greater Bombay, etc. The other Section deals with proposals in respect of drains, sewers and other miscellaneous engineering projects.

(A) Planning (Architectural)

During the year under report this section prepared plans and estimates in connection with different building works (and Housing in Greater Bombay) as summarised below:—

Particulars.	General Building Works. (City).	Housing in Greater Bombay.
(i) Contract plans	41 Nos.	19 Nos
(ii) Cloth tracings	73 "	6 "
(iii) Paper tracings	501 "	117 "
(iv) Blue print copies.	7,531 "	1,237 "
(v) Block estimates	15 "	Nil
(vi) Total amount of block estimates	...Rs. 4,51,99,337	Nil
(vii) Detailed estimates completed in all respects (as shown below).	36 Nos.	20 Nos.
(viii) Total amount of detailed estimates	...Rs. 1,34,71,327	Rs. 4,46,23,202
(ix) Draft tenders	33 Nos.	15 Nos.
(x) Detailed estimates in hand...	18 Nos.	Nil
(xi) Total approximate cost of detailed estimates in hand	Rs. 1,27,06,862	Nil

Summary of Detailed Plans & Estimates

Particulars.	No. of Estimates.	Estimated Cost.
		Rs.
BUILDINGS WORKS		
(a) Schools	12 Nos.	56,26,452
(b) Centralised Ward Offices	3 Nos.	16,89,434
(c) Hospitals, Maternity Homes, & Dispensaries	7 "	37,47,841
(d) Miscellaneous	14 "	24,07,600
Total:	36 Nos.	1,34,71,327
HOUSING IN GREATER BOMBAY		
(a) Housing proposals	14 Nos.	4,03,56,127
(b) Schools (In Municipal Housing Colonies)	3 "	33,15,640
(c) Miscellaneous	3 "	9,51,435
Total	20 Nos.	4,46,23,202

I (B) Planning (General)*Sewers and Storm Water Drains*

The abstract of work done during the year is as follows —

(1) Paper Tracings	250 Nos.
(2) Cloth Tracings	26 Nos.
(3) Contract Drawings	55 Nos.
(4) Blue Print Copies	2,664 Nos.
(5) New EstimatesRs.	1,15,81,271
(6) Revised EstimatesRs.	1,88,257

I (C) Special Technical Unit

The Executive Engineer (Vigilance) continued to guide the staff, pay surprise visits to various works under progress investigate complaints received and Co-ordinate the work of various branches and Sections of the Engineering Department.

I (D) Slum Clearance

The progress of various works under the Slum Clearance Scheme during the year under review was as under:—

A— Clearance of Private Slums

Name of the Clearance Area	Progress made
K-I and G-I of Kamathipura Area.	(a) The bakery owner has been provided with an alternative site for the construction of a new bakery, which has been constructed and the previous bakery structure has been demolished. (b) The work of construction of 22 and 26 tenements on the cleared site of K-I Area, which was under completion, has been completed during the year.
Clearance Areas B-I and M-I of Kamathipura.	Out of three buildings and seven sheds, only one building has been demolished. Acquisition proceedings are completed by the Special Land Acquisition Officer and compensation awarded during the year.
Clearance Area at Match Factory Lane, Kurla.	Acquisition proceedings are still in progress with the Special Land Acquisition Officer. The possession of the property is expected soon as the High Court has allowed the petitioner to withdraw the petition.
Clearance Area at Arthur Road (Hirvi Chawls Property).	The possession of the property has been received from the Special Land Acquisition Officer and the compensation is awarded. However, the owner-Trustees have approached the Government for Tribunal.
Clearance Area of Dhobi Chawls, Colaba.	The disposal of reference to the Supreme Court made by the Corporation in this case is in favour of the Corporation; the owner is yet to clear the site.
Jawahar Nagar, Khar (East) Sector	The area—Section 'F' of Jawahar Nagar has been declared as Clearance Area by the Corporation and further procedure as laid down in the Act is in progress.
B-2 Area of Kamathipura	Acquisition proceedings are in progress and possession is expected soon.
C-I, D-I, N-I and G-2 of Kamathipura.	Objections from the owners to the Compulsory Acquisition Order were received and the same were put up to the Improvements Committee and the Corporation for approval and submitting the Compulsory Acquisition Order to Government for confirmation.
Gora Gandhi, Ganjwalla Chawls at Bellasis Road, Low Level North.	The area is declared as Clearance Area by the Corporation and Inspection Report, Survey, etc. were done during the year.
Papanas Wadi, Swastik Garage, Sarkari Tabela and Sherechi Wadi.	Proposal for declaring these areas as Clearance Areas is under consideration.

'B' Municipal Slums

Number of Slums declared and development completed so far.	12
Number of Slums under clearance and re-development in stages as on 31-3-1965. ...	5

'C' Tenements under the Government of India Subsidised Slum Clearance Scheme.

No. of tenements sanctioned till 31-3-1965.	No. of tenements completed during the year i.e. 31-3-1965	Total No. tenements completed upto 31-3-1965	No. of new tenements started during the year.	Total No. of tenements started progress on 31-3-1965.
4732	791	3875	Nil	320

'D' Financial assistance from Government under the Subsidised Slum Clearance Scheme.

LOAN AND SUBSIDY RECEIVED FROM THE GOVERNMENT DURING THE YEAR.		TOTAL LOAN AND SUBSIDY RECEIVED FROM THE GOVERNMENT UPTO 31-3-1965	
Loan. Rs.	Subsidy Rs.	Loan. Rs.	Subsidy Rs.
12,80,580	14,25,586	88,77,480	1,07,47,811

E.—Slum Clearance Programme submitted to the Government for sanction

In respect of an outlay of 1136 tenements for which Government sanction was received during the previous year, 628 tenements were completed and the work on further 320 tenements is in progress.

Government sanction for the construction of 208 tenements covered by the project of an outlay of Rs. 13.72 lakhs is still awaited.

A further project of an outlay of Rs. 116,688 lakhs based on the revised maximum ceiling cost of Rs. 6,600 per tenement envisaging construction of 1766 tenements in Greater Bombay has been forwarded to the Government for sanction for being executed under the Government of India's Subsidised Slum Clearance Scheme.

F.—Municipal sites to be cleared of hutments under the State Government's Hutment Dwellers' Scheme

In respect of seven Municipal sites sanctioned by the Government to be included in the priority list of sites to be cleared under the State Government's Slum Dwellers' Rehabilitation Scheme (Hutment Dwellers' Scheme), Census forms of 368 families on two sites have been filled in during the year under report, jointly with the representatives of the Maharashtra Housing Board and the Collector of Bombay as per the regulations of the Scheme. The work has now been completed and Census forms of 2849 families on five sites have been filled in. No further progress could be made due to administrative difficulties. Out of the five sites, four sites plus one (part) have been cleared of illegible and unauthorised hutments and works have been started thereon by the respective Wards. Work regarding scrutiny of Census forms for deciding the eligibility of otherwise of families for allotment of alternative accommodation under the Scheme has been attended to jointly with the representatives of the Maharashtra Housing Board and is being finalised.

Hutments from Raoli area are also cleared and the site is under development under the Slum Clearance Scheme.

	Rs.
Total compensation paid during the year :	3,42,524.78
Total compensation paid upto 31-3-1965 :	17,31,736.74

I (E).—Municipal Material Testing Laboratory

The Municipal Testing Laboratory carries out the work of testing of bricks and cement for the Corporation, Government Bodies and private parties. The details of the work done during the year are as under:—

Serial No.	Details of Tests	NO. OF SAMPLE TESTED			Total
		Departmental	Govt. Bodies	Private parties	
1	Testing concrete cubes of crushing strength ...	5,362	1,774	1,400	8,536
2	Testing of bricks.	835	...	5	840
3	Testing of cement samples.	123	...	42	165

The cost of the work done amounts to Rs. 37,000 approximately.

II.— CONSTRUCTION BRANCH

A.—Construction of Buildings (other than housing)

During the year under report, works estimated to cost Rs. 2,04,60,613 were completed and works estimated to cost Rs. 2,23,66,063 were in progress at the end of the year.

The following were some of the important schemes completed during the year. :—

- (a) Raja Baldeodas Kreedra Kendra at Chowpatty, (Est. Rs. 14.76 lakhs).
- (b) Static power Laundry Building at Bhoiwada, (Est. Rs. 8.57 lakhs).
- (c) Industrial Estate Building, Off Clerk Road, (Est. Rs. 14.30 lakhs).
- (d) Industrial Estate Building, at Haines Road, (Est. Rs. 36.35 lakhs).
- (e) Industrial Estate Building, Bapty Road, (Est. Rs. 28.60 lakhs).
- (f) Building No. 1 for shops and tenements at Jobanputra Compound, Nana Chowk. (Est. Rs. 10.49 lakhs).
- (g) Nurses Home at L. T. M. G. Hospital, Sion. (Est. Rs. 18.53 lakhs).

The following other major works were commenced during the year and were continued to be in progress at the close of the year.

- (1) Wholesale-cum-retail market at Palton Road. (Est. Rs. 87,25,001.25).
- (2) Wholesale Market near Meher Market, Byculla. (Est. Rs. 10,84,014.00)
- (3) Fruit and vegetable Market at Matunga. (Est. Rs. 16,71,007.00)

Stalls : With a view to doing away with private old sized stalls from Municipal roads and footpaths and providing Municipal owned stalls of standard sizes in the reserved areas, a scheme for providing 2189 stalls of 5 different types was formulated according to requirement of the different wards. The work of providing 398 stalls was completed during the year and work on 1,791 stalls in A to C Wards and F & G Wards of the City and Eastern and Western Suburbs was in progress by 5 separate contracts.

The work of laying out a garden at the site of the old European Cemetery ground at Queen's Road estimated to cost Rs. 9.84 lakhs continued to be in progress departmentally during the year. The work of laying out Sion Hill Fort (Taken over on lease from Government) as a Recreational Centre continued to be in progress by contract (Est. Rs. 14.24 lakhs).

Centralised Ward Offices : Works of construction of centralised Ward Offices for 'D', G/N and 'E' Wards were commenced and the same were in progress during the year. Work of G/S and B Ward Offices though awarded by contract could not be commenced during the year due to public objections to location of G/S Ward Office and site conditions in respect of 'B' Ward Office Building. Arrangements were being made to start these works as early as possible.

Cracks in the newly constructed Industrial Estate Building at Clerk Road, Byculla

As referred to in the previous year's report the findings of the Committee of Experts on R. C. C. and soil Mechanics were received during the year and as per the recommendations thereon, the southern wing of the building was allowed to be occupied and remedial measures in the northern wing were being taken at the close of the year.

General : Progress of the construction works continued to be affected during the year due to acute shortage of cement. As such the progress of all the works had either to be slowed down or contracts awarded in case of less urgent works had to be terminated.

B.—(Housing)

During the middle of the year under review work of the planning estimating and execution of Housing Projects was bifurcated and the Housing Branch was only in charge of execution of Housing Works under Loan Works Budgets 'A', 'B', 'D' and 'E' including housing under the Slum Clearance Schemes with Government aid or from Municipal Funds but excluding those falling under the Dharavi Development Scheme.

The housing programme consists of construction of tenements for housing (i) Municipal Staff, (ii) house collapse victims, (iii) occupants of acquired properties and dangerous buildings, (iv) poorer classes, (v) slum dwellers under the Government subsidised Slum Clearance Schemes and (vi) slum dwellers in Municipal Schemes. This branch also carries out other works such as construction of school buildings, markets, internal roads, drainage arrangements, welfare centres and other amenities required for the area developed for housing.

During the year under report the Corporation approved a further proposal for constructing 240 tenements at Haji Ali and handing them over to co-operative Housing Societies on certain terms and conditions. The work of pile foundation of 358 tenements at Worli was taken up during the year and was in progress at the end of the year.

The work of projects of clearing Raoli, Sion and Arthur Road areas was continued during the year. The work of clearing Raoli area was nearly completed while in respect of Arthur Road area inventories were completed, termination notices to all vacant land tenants were served and plans and estimates for tenements were under preparation. As regards Sion area the clearance was to be done in stages as required by the resident of the areas to be cleared. Accordingly site for about 100 tenements was cleared and that for remaining could not be cleared as the occupants refused to shift and in many cases injunctions were brought from the court by them.

Works on (1) 372 tenements and 8 shops on cleared areas of Raoli and (2) pile foundation of 144 tenements and 6 shops on cleared area of Arthur Road were in progress at the end of the year.

During the year under report the following available sites were developed under the Government of India subsidised Slum Clearance Scheme by constructing multi-storeyed structures for accommodating persons affected by the Scheme :—

- (1) Kamathipura M-1 Area.
- (2) Raoli Hill.
- (3) Vikhroli.
- (4) Ghatkopar.

With a view to examining the cheap mode of construction and its performance, the work on construction of 320 tenements in Multistoreyed buildings on Plot No. 16 T. P. S. No. VI Santacruz, which was started in the previous year was still in progress.

As a part of low-cost housing projects, 1,120 tenements at Ghatkopar and 1,000 tenements at Malvani were under construction, 200 tenements to serve as transit Housing Accommodations for clearing Arthur Road area were proposed at the end of the year and plans and estimates for 1,000 tenements at Haystack Road were also under preparation.

Due to shortage of cement, only 225 tenements and 22 shops were completed and 1,694 tenements and 42 shops were in progress during the year under report.

C.—Road Construction Branch

Due to paucity of cement the work on new roads, resurfacing of roads and widening of roads was carried out mainly in asphalt concrete and lime mortar (hydraulic lime) wherever possible. The total estimated cost of the road re-surfacing programme works since the beginning amounted to Rs. 3,55,97,346 and the expenditure incurred during the year was Rs. 32,01,020 as against the total expenditure of Rs. 1,92,84,622 incurred so far. The expenditure incurred on new roads and widening of roads is Rs. 51,94,209 and Rs. 16,85,155 respectively.

D.—Construction of Drains, Sewers & Purification Works

The progress of works on Drains and Sewers is as under :—

Serial No.	Particulars.	Through Contractors.	Departmentally.
(i) Drains.			
1	Total length of S. W. drain pipes of various sizes laid.	16,061 Rft.	1,161 Rft.
2	Total number of manholes provided on S. W. Drains.	149 Nos.	14 Nos.
3	Total Number of water entrances provided on S. W. Drains.	343 Nos.	6 Nos.
4	Cost incurred on S. W. Drainage Works.	6,86,844	2,91,963
(ii) Sewers.			
1	Total length of sewers and S. S. Mains of various sizes laid.	14,443 Rft.	5,315 Rft.
2	Total number of manholes provided on sewers.	151 Nos.	1 No.
3	Total number of ventshafts provided on sewers.	58 Nos.	
4	Cost incurred on laying and S. S. Mains Sewers	18,79,421	

Pumping Station and Purification Works

I.—*Love Grove Purification Works.*—During the year under report, the following works were completed.

- (i) Duct line.
- (ii) Strengthening of Forebay Sump.
- (iii) Raising height of duct line.

The following works were in progress :—

- (i) Installation of screens.

II.—Providing Sewers and sewage Treatment Plant for Back Bay Reclamation Block No. III to VI.

Estimate for the Pumping Station were prepared and submitted for administrative approval. Correspondence with Government as regards Land, etc. is in progress.

III.—*Dadar Purification Works.*—(a) The works on the construction of a digestion tank and gas holder etc., were still in progress. (b) The work of construction of a pilot plant for giving Tertiary Treatment to 1600 gallons of Secondary effluent per hour was in progress. The plant is intended to assess possibility of reuse of the tertiary effluent for industrial process water.

IV.—*Dharavi—Purification Works* :—

- (a) The work of installation of medium screen, additional pump, etc. was completed during the year.
- (b) Tenders for the supply and installation of Primary Treatment Units to treat a further flow of 45.46 Megalitre per day of sewage were received and the lowest tender was recommended to acceptance.

V.—In addition to the above works, the construction of the Pumping Stations at the following sites was nearing completion :—

- (i) Chinchpokli, (ii) Chowpatty and (iii) Nepean Sea Road.

III.—MAINTENANCE OF BUILDINGS AND ROADS

A.—Municipal and Ex-Trust Properties

The total number of buildings and other properties in Greater Bombay during the year ending 31-3-1965 was 3,528.

The work of maintenance is classified under three major Heads (1) Normal repairs, (2) Special repairs and (3) New Works. Normal repairs include works of monsoon repairs; special repairs cover the works which are likely to increase the life of the building or structure whereas the works of additions and alterations to the buildings as also those of providing additional amenities fall under the category of New Works.

For the purpose of giving contract works for annual repairs, etc. the City was divided into 9 Divisions. The Contractors and the rates quoted were as shown below (prevailing for the period from 1-10-1964 to 30-9-1965).

Division	Name of the Contractor		Particulars.
(1) A1 & A2 Wards.	Messrs. Sanjaya Builders.	12.25%	above the rates specified in the Schedule.
(2) B Ward.	„ General Timber Mart.	8.00%	do.
3) C1 & C2 Wards.	„ A. S. Chunawalla & Co.	23.90%	do.
(4) D1 & D2 Wards.	Shri R. K. Madhani.	12.50%	do.
(5) E2 Ward.	„ R. K. Madhani	13.00%	do.
(6) E1 & E3 Wards.	„ M. J. Parikh.	12.50%	do.
(7) F1 & F2 Wards.	„ M. J. Parikh.	17.00%	do.
(8) F3 & F4 Wards.	Messrs. Rupa Construction Co.	10.50%	do.
(9) G1 & G2 Wards.	do.	13.50%	do.
(10) G3 & G4 Wards.	do.	11.50%	do.

Repairs to school buildings under Budget 'E' were also carried out at a total expenditure of Rs. 1,14,210.94.

311 work orders amounting to Rs. 11,64,031.42 were issued to the Petty Works Contractors for all the Divisions.

B—Roads and Footpaths

The total length of the roads in the City at the close of the year was 289,332 miles.

An amount of Rs. 9,40,946.45 was spent on repairs to pot-holes on carriageways during the year and the total cost inclusive of general overhead charges and miscellaneous charges amounted to Rs. 17,35,580.15.

2,81,325 sq. yards of different types of road surfaces were improved departmentally during the year as detailed below:—

Mode of improvement.	Area in Sq. yards.
(1) Sheet asphalt	Rs. 3,314
(2) Chip coat on asphalt roads.	52,150
(3) Semigrouting.	93,291
(4) Surface-dressing.	1,30,080
(5) Asphaltic concrete.	2,490
TOTAL	2,81,325.

As usual an amount of Rs. 2,13,342 was paid to the Bombay Port Trust for cleaning and repairing the Port Trust Wharves and roads.

C.—Miscellaneous Works in connection with Roads and Footpaths

(a) *Road Watering.*—Water-bound roads and katcha footpaths comprising a total area of 3,248.33 sq. yds. were watered at suitable intervals during the dry season.

(b) *Street Name Boards.*—The existing Street Name Boards were repaired and maintained at a cost of Rs. 20,234.46.

(c) *Maintenance of Public Monuments.*—All the statues were periodically cleaned and maintained at a total cost of Rs. 3,149.54.

(d) *Widening of Roads consequent upon the acquisition of set-backs.*—The cost of adding to the roads the set-back lands acquired in different parts of the City inclusive of the cost of incidental works such as shifting tram-poles, electric cables, etc. amounted to Rs. 1,15,920.53 for the 16,427.27 Sq. Yds. added.

(e) *Benches.*—590 benches on roads and footpaths were maintained.

(f) 16,220 Rft. of guard railings were maintained during the year.

D—Road Rollers

During the year there were 30 Road Rollers out of which 1 was petrol driven, 26 diesel-driven and 3 steam-driven.

E.—Permits

(a) *Opening of roads and footpaths.*—During the year 2372 permits were issued for excavation in roads and footpaths. The cost of reinstatement of disturbed surface was charged to the respective permit-holders and the trenches were repaired at a total cost of Rs. 9,53,142.99. The total amount of road opening fees recovered was Rs. 248.

(b) *Occupation of roads and footpaths.*—Action under section 322 (b) of the Bombay Municipal Corporation Act was taken to prevent the unauthorised occupation of roads and footpaths by dumping building materials. 114 Notices were issued for contravening the provisions of the Act. Fees were also recovered for the use of roads for stacking materials and 'putting up scaffoldings'. The total amount collected under this head was Rs. 8,979.09 from 255 permit-holders. In addition, 563 permits were also issued for occupation of roads for erecting mandaps, placing chairs and benches, etc. and the amount realised there from, was Rs. 7,401.25. Permission for new 19 bus shelters on roads and footpaths was granted.

F.—Tramways

During the year under report the tram services have been completely withdrawn from the City.

G.—Asphalt Plant and Crushers

The work of asphaltting footpaths as approved by the Corporation was continued during the year and footpaths of roads covering an area of 64,292 sq. yards were asphalted at a cost of Rs. 1,75,904.

Asphalt Plant and Crushers

(a) The Municipal Hot Mix Asphalt Plant at Worli was in operation throughout the year, except during the monsoon from 9-7-1964 to 22-9-1964. The Pegson plant was worked for taking out in asphalt chip mixture and cold mix materials required to fill in the potholes in the City and Suburbs. The labour for running the Asphalt Plant was engaged by contract.

(b) A total area of 2,47,908 sq. yards (exclusive of potholes area of 11,082 sq. yds.) of roads and footpaths was repaired and renewed during the year as against 2,69,948 sq. yds. repaired and renewed during the previous year.

(c) Different roads measuring 3,314 sq. yards were repaired with 3" asphalt.

(d) Capital roads measuring 52,150 sq. yards were repaired by seal coats or chip coats. In addition the seal coating has been done on miscellaneous roads measuring about 13,998 sq. yards.

(e) During the year under report the roads renewed with 3" sheet asphalt measuring 19,600 sq. yards were carried out departmentally.

(f) Footpaths covering an area of 64,292 sq. yards were asphalted with $\frac{1}{2}$ " to $\frac{3}{4}$ " seal coat.

Hot Mix Asphalt Plant

The Hot Mix Asphalt Plant worked for 235 days and remained closed for 130 days on account of rainy season, Sundays, holidays and breakdown of Plants.

The total expenditure for renewing the road surfaces, the cost of which was chargeable to Repair Grant, amounted to Rs. 30,809.

An area of 91,722 sq. yards was repaired by providing $\frac{3}{4}$ " asphalt premix carpet on grouted roads.

2,360 tests were carried out at the Asphalt Plant Laboratory for different asphalt mixtures.

The total number of Boxes turned out by main plant and Pegson Plant are 53,917 and 4,618 approximately respectively.

Crushers at Worli and Sewri

There are four crushers and one Granulator at Worli and three crushers at Sewri. On an average, two crusher at Worli and two Crushers at Sewri were working. The total output of Crushers during the year was 4,144 brass as against 4,348 brass during the previous year.

The work of crushing the rubble stones at both the Crushers was carried out departmentally. The rubble at Worli and Sewri crushers was obtained through Contractors. In addition to this sett-stones excavated from roads were received and rushed at both the places. The value of stock in hand at the end of the year was Rs. 17,589 at Worli and Rs. 12,860 at Sewri Crushers respectively.

H.—Public Street Lighting

The total number of lamps (gas and electric) at the end of the year was 14,581 as against the previous year's 14,122.

The details of the different types of lamps are as shown below :—

Gas lamps with C. P. varying from 70 to 600

Hexagonal.	Littleton	Rochester	Suggs.	Traffic Directional	Total.
109	6,794	80	81	64	7,128

Electric lamps with C.P. varying from 25 to 1335.

Tungsten filament lamps.	Mercury Vapour lamps.	Flourescent lamps	Total
3,416	3,961	76	7,453

Grand total of gas and electric lamps : 14,581.

Besides 18 Policemen's spot lights and 12 lamps at Railway foot overbridges at Chowpatty, Byculla and Dadar were maintained.

The following Statement shows the total candle power of the lamps, energy consumed and the expenditure incurred on account of maintenance, etc. during the year :—

Type of lighting.	Candle power.	Total consumption during the year	Expenditure for lighting
Gas	14,50,820	17,38,87,758 Cft.	15,20,414.16
Electric	24,42,511	56,96,440 K. Watts.	19,03,230.38

Additional expenditure was incurred on the following items :

(1) Erection of new lamps.	62,302.51
(2) Repairs and maintenance.	1,17,976.01
(3) Works of improvement in street lighting.	1,22,539.64

As usual Rs. 20,118 were paid to the Bombay Port Trust on account of lighting charges on roads in their charge by adjustment against the amount due from them in respect of general tax for the year under report.

The work of lighting and maintaining the street lamps was done through Messrs. Bombay Gas Co., Ltd. for gas lights and the Bombay Electric Supply & Transport Undertaking for electric lights.

The statues for the late Sir Pherozshah Mehta at Bori Bunder, late Vithalbai Patel and Lokmanya Tilak at Chowpatty, Dr. Ambedkar at Band Stand and Hutatma Smarak at Flora Fountain were flood-lit with electric lights throughout the year.

The lighting of even roads was improved with H.P.M.V. lamps under the All-in-Hire Rate Scheme. 18 roads were improved by gas and electric lighting and new lamps were provided on ten roads.

I.—Traffic

New Traffic Channelising and Refuge Islands have been constructed during the year at 17 intersections.

Traffic improvements and re-modelling of layout were undertaken at 24 locations.

Traffic Signals

Pedestrian Traffic Signals have been installed and put into commission at (1) Bori Bunder, (2) Fort Market junction and (3) Chakla Junction.

Overbridges and Footbridges

(1) *Princess Street Overbridge for vehicular traffic.*—The work has been started on 1-11-1964 and is in progress.

(2) *Fly-Over at Kemp's Corner.*—The work has been completed expeditiously and the Fly-Over has been opened for vehicular traffic from 14-4-1965.

(3) *Foot-Bridges.*—Footbridges at Marine Lines Station and Charni Road Station along (Queen's Road) Maharshi Karve Road have been completed and opened for pedestrian traffic.

Parking and Pedestrian crossings

Pedestrian crossings and parking Lots were demarkated as usual during the year. Good quality of quick-drying road marking paint was selected after testing samples at Government Test House as well as painting the samples on road at Flora Fountain. The paint at present in use is giving better performance than the one previously used. Stripping machine for road marking by paint has also been manufactured and is being put in use.

During the year, 12,970 Rft. of guard railings were provided and fixed at 8 different locations in the City.

SECURITY MEASURES

1. Regarding construction of compound walls at the following installations, further progress was made as indicated below—

(a) *Dharavi Purification Plant*:—Plans and estimates are being revised as the plant is proposed to be expanded.

(b) *Matunga Pumping Station*:—Work order has been issued.

(c) *Duncan Causeway Pumping Station*:—Work is in progress and is nearing completion.

2. As in the previous year verification of character particulars of additional Municipal employees working in the Municipal installations was got examined through the C. I. D. (Police).

3. Preparation of Civil Defence Operational paper plans on Public Health & Emergency Sanitation and maintenance of essential services was finalised and submitted to the Government of Maharashtra.

J.—Improvement of Private Streets

The Private Street Section was in charge of the Deputy City Engineer (City). New actions under Sections 305 & 377 (1-A) of the Bombay Municipal Corporation Act were not taken during the year under report in view of Corporation Resolution No. 1297 dated 10th January 1963.

Government passages were not taken over for improvement and maintenance during the year under report.

The frontagers of the private streets (1) Private Street off Government Gate Road leading to Rajkamal Studios and (2) Private Street from Haines Road to Stores Depot of the Western Railway—against whom action under Section 305 of the Act proposed to be started during the last year have deposited their shares some of them fully and some other partly and Notices under Section 305 of the Act need not be served against the frontagers of these two streets. Revised estimates were under preparation and the work of the improvement of these streets will be started soon. There is no appreciable response to our preliminary letters from the frontagers of the third private street—Private Streets in Toeksey Jivraj Adda off Toeksey Jivraj Road. Further action under Section 305 of the Act is being taken.

Improvement of passages in private holdings.—The work of the improvement of passages in private holdings was not undertaken during the year under report.

Recoveries in respect of costs of improving private streets including deposits, interests, etc. from the frontagers of the streets for works carried out in the past and proposed to be carried out amounted to Rs. 83,356.85 during the year under report as against Rs. 1,49,334.47 during the previous year.

No occasion arose to take action under Section 494 of the Act for declaring the expenses incurred by the Corporation as Improvement Expenses.

New references under Section 503 of the Act were not filed during the year under report.

Fourteen Revision Applications admitted by the High Court are still pending.

Two private streets shown as under are declared public under Section 306 of the Act during the year under report:—

(1) Private Street at Navi Wadi off Dadyseth Agiary Street has been declared public with effect from 7th February 1964.

(2) Private Street joining Altamount Road and Carnichael Road has been declared public with effect from 11th February 1965.

IV.—MAINTENANCE OF DRAINS AND SEWERS

The work consists of (1) Cleansing and maintenance of all underground sewers and storm water drains and open channels; (2) Making street connections of the drainage system of properties to sewers and storm water drains.

Common house drains in private properties.—The work of systematic cleansing of common house drain and pipe sewers in private properties is as detailed in the table below:—

	Length cleansed in miles.	Silt removed in tons.
(1) House drains	452.61	6333.13
(2) Pipe sewers	29.86	1377.26

Repairs to manholes and gratings of water entrances.—The table below shows the details of the work done:

	Total Number	Total Cost. Rs.
(1) Repairs to manholes	91	3462.50,
(2) Replacement of gratings	1813	41,451.00
(3) Removal of vent shafts	205	22,488.00

Street Connections.—During the year 100 street connections of the Buildings were made to sewers.

Requisitions in respect of house drains.—2997 requisitions under various Sections of the Act were issued against house owners for rectifying drainage defects.

Desilting of main sewers.—A total length of 85,489 Rft. of main sewers was cleaned by dragging scrapers either manually or with the help of O. K. Champion Machines and 4,14,844 Cft. of silt was removed there from.

The total length of pipe sewers cleaned was 83,608 Rft. and the total silt removed was 88,280 Cft.

Subvention Scheme.—The progress made on Subvention Scheme in the City is detailed below:—

Particulars.	Attached to private premises.	Attached to municipal premises
(1) Existing privies	847	565
(2) Privies converted.	22	63
(3) Privies demolished...	11	64
(4) Privies connected to Municipal sewers.	4	28

25 Notices under Section 248(1)(c) of the B. M. C. Act were served on the owners of private properties for the conversion of privies into water closets comprising 107 seats. 3 Notices were complied with and the parties in four cases have been acquitted. Action in respect of the other cases was in progress. No subsidy amount was paid in any case.

General Comments.—Total rainfall as recorded was 2286 millimeters. Cleansing work was carried out at the Biological Installation at Banganga at a total cost of Rs. 7,454.16. 502 chokes were removed by the mobile gangs. Special gangs were also detailed for prevention of or abating the flooding nuisance in the City.

V.—PRIVATE BUILDINGS CONSTRUCTION

Building proposals.—1,821 proposals were received during the year as against 1,489 for the previous year. Out of the 1,821 proposals 777 were under Section 337 of the B. M. C. Act for erection of new buildings and 1,044 were under Section 342 of the said Act for additions and alterations to the existing buildings. The corresponding figures of the proposals under Section 337 and 342 of the said Act for the previous year were 664 and 825 respectively. As regards Government proposals, the submission of plans for Government Buildings for the approval of the Municipality is discretionary with them.

Building Construction.—In respect of building works under progress 366 building completion certificates were received for the completed works during the year as against 529 in the previous year and they were disposed of after inspection of the works.

New Buildings.—The position of residential tenements constructed by different agencies (other than Municipal) is as under:—

Agencies	No. of one-room tenements.	No. of 2-room tenements.	No. of larger tenements known as Blocks.
(a) Private Enterprise.	4	48	409
(b) Co-operative Societies.	2	179
(c) Employers for their employees.	2	15

The number of non-residential buildings constructed by private enterprise is 91.

Building Collapses.—117 buildings or portions thereof collapsed during the year as against 136 during the previous year. 68 persons were injured and 6 persons were killed as a result of these collapses. The estimated damage to property was Rs. 4,47,805.

Actions under relevant Sections of the Municipal Act.—17,044 notices were issued during the year under different Sections of the B. M. C Act. 10,057 Notices were pending compliance from the previous year. Out of the total Notices numbering 27,101, 7,790 were complied with during the year and 19,311 were still pending compliance at the close of the year.

Repairs to Buildings—During the year 4,326 notices under Section 354 of the Act were issued against the house owners, out of which 1,436 were complied with and 2,890 were pending at the close of the year.

Removal of unsafe Buildings.—197 unsafe buildings or portions were removed departmentally under Section 489 of the Act as against 108 removed in the previous year. The following table shows the comparative figures for the two years.

	1963-64	1964-65
No. of Departmental actions taken	108 Nos.	197 Nos.
Expenditure incurred	Rs. ... 89,861.28	95,093.78
Irrecoverable expenditure	Rs. ... 393.93	25.55

Authorities granted under Section 499 of the Act:—Authorities to carry out repairs were granted to tenants under Section 499 of the Act in respect of 162 buildings as against 171 buildings during the previous year. 2,720 tenants as against 1,540 during the previous year took advantage of the same.

Removal of unauthorised works:—Sanction for the removal of unauthorised structures was obtained in 379 cases as against 434 during the previous year.

Complaints from the Public.—13,286 complaints were received from the public during the year as against 13,663 during the previous year. Out of these 13,266 complaints were looked into and disposed of at the close of the year.

Regular lines of streets and lay-out of new Roads:—Regular lines were newly prescribed under Section 297(1) (a) of the Act on 10 roads and regular line on one road was revised under Section 297(1) (b) of the Act. No new road lines under Section 291 (1) of the Act were sanctioned during the year.

Technical Unit.—During the year Special Technical Officer continued to scrutinise the structural designs (both R. C. C. and R. S.) submitted by the Architects or Structural Engineers for the erection of new buildings and for additions and alterations to the existing buildings in the City. He also inspected the works of these buildings periodically.

He also inspected other buildings in Bombay referred to him by other Departments and offered his remarks as regards their structural stability or soundness.

House Numbering

The work of fixing number plates in 'G' Ward referred to in the previous report was not continued even during the year under report as the supply position of aluminium plates was not satisfactory. The work of assigning numbers in 'F' Ward was still in progress. The work of surveying the properties in C & D Wards, where the number plates were found missing, was completed.

VI.—MECHANICAL BRANCH

Municipal Workshop

During the year under review the Municipal Workshop received 3,835 Jobs out of which 3,360 were executed. The total expenditure on departmental and private works amounted to Rs. 6,56,163 as against Rs. 6,97,648 in the previous year. The expenditure on the upkeep and overhead charges amounted to Rs. 1,25,478 which works out to 19.12 per cent incurred on labour and stores as against 16.80 per cent in the previous year.

Municipal Foundry

During the year under report the Cupolas and Pit Furnaces worked regularly.

The rates for the different types of castings were sanctioned taking into consideration the cost of materials and labour. These rates were found to compare favourably with market rates.

Many intricate and special types of castings were made e. g. Pump castings, shrouded and open type of Impellers, brackets, etc. required for pumping and purification plants; C. I. inspection chambers; frames and covers (heavy type) in three pieces, sluice valves and stop-tap boxes (small & large), N. P. & O. P. boxes, etc. required for the Hydraulic Engineer's Department, school caution boards required by the Traffic Department and ornamental pillars with chain pieces for a railings; C. I. manholes (heavy type), gratings of sizes and other drainage castings required for drainage installations. In addition to this aluminium house numbering plates for the City and Suburbs and hydraulic couplings for the use of Road Roller Section were also manufactured in the Municipal Foundry.

The quality & soundness of the products were also upto the mark

Design Section

This year, in addition to the usual type of jobs, all types of iron furniture repairs and even painting works were started on a massive a scale at various hospitals & maternity homes by appointing special staff for the purpose.

45 tenders (including sealed quotations) were invited. 410 estimates amounting to Rs. 1,84,600 were submitted. 860 outdoor mechanical jobs were carried out at a total cost of Rs. 3,14,400. 112 new drawings were prepared and an equal number of tracings were done. 52 sketches were drawn and 1,345 blue prints of prints of various drawings were prepared.

Electrical Section

This Section continued to maintain all the electrical installations in the City (except those under the Hydraulic Engineer Ex-Trust Chawls and tenements) satisfactorily and also carried out various new works of electric installation departmentally and through contractors.

(I) *Maintenance Section*.—961 departmental jobs amounting to Rs. 1,49,680.50 were carried out and 232 estimates amounting to Rs. 3,25,610 were prepared.

(II) *Planning Section*.—59 estimates amounting to Rs 40,68,425 were prepared.

(III) *Housing Section*.—This Section executed 60 various electrical works for buildings in the City and Suburbs constructed through the Executive Engineer (Housing) and the total cost was Rs. 6,48,739.23.

(IV) *Tender Section*.—This Section executed various electrical works like electrification and installation of air-conditioning units and water-cooler units through contractors at a total cost of Rs. 37,313.

Estimates amounting to Rs. 25,050 were prepared and 40 work orders were placed with the B. E. S. T. Undertaking for service cables and connecting meters, etc. at total cost of Rs. 1,47,148.

SEWAGE PURIFICATION PLANTS

Love Grove Sewage Pumping and Treatment Plant

(A)(I) This year two Vickers Gill Pumps were in operation instead of one as in the previous year and they ran for a period of 2,655 hours during the year and were working satisfactorily. Besides, the two vertical Sulzer Pumps were also in operation for 6,790 hours and 45 minutes. The old Pump House pumped out 39,955.82 Mega Litres of sewage directly to the sea. 3,525,2736 c.m. of silt and 91.98 c.m. of screenings were removed from this sewage.

Control chambers at Old Pump House.—From 31-1-1965 both the incoming ovoid sewers (viz. 6'×9' and 5'-4"×6') were isolated and the flow was diverted to the new Pump House to facilitate the work of providing control chambers over the ovoid sewers and guniting work of ovoid sewer 5'-4"×6'.

Due to the construction of the Coffor Dam at the outfall, the operation of the flood-gates was suspended from 31-1-1965. The flow from the open drain was pumped out at the New Pump House to facilitate the work of giving proper gradient to the open drain between the flood-gates and the outfall. This work is being carried out through a contractor. Taking advantage of the temporary coffer dam at the outfall, one leaf of the flood-gate No. 1 has been renewed and the work of replacing coffer-dam beams of flood-gate Nos. 1 and 2 is being carried out departmentally.

(2) *New Pump House* : All the four pumps have worked for 13,493 hours and 25 minutes discharging 105,438.29 Mega Litres of sewage. 159.72 C.M. of screenings were removed from this sewage prior to pumping. Out of the total sewage pumped at this Station 11,039.57 Mega Litres were passed through the new Detritus tanks from where 1,192.61 c.m. of silt was removed and the sewage passed on to the treatment plant.

Sufficient low levels of sewage were maintained during the night time in the fair season to facilitate the work of cleaning main sewers.

Purification Plant.—Details regarding the working of the Plant are as under:—

(1) Total Sewage Treated	13 503.21 Mega Litres.
(2) Raw Sludge pumped in the Digestion Tanks	59,163.92 Mega Litres
(3) Digested Sludge removed	5,648.09 Litres.
(4) Sludge dried and sold as manure	4,494 C. M.
(5) Gas generated	664.06 C. M.

Dadar Purification Plant

(B) This plant functioned satisfactorily throughout the year. The total quantity of sewage received for treatment at the Plant was 36,043.64 Mega Litres, i.e. an average of 99.19 Mega Litres per day as against 38,379 Mega Litres with an average of 105.15 Mega Litres per day during the previous year. Out of the 99.19 Mega Litres sewage flow per day, 20.47 Mega Litres per day sewage flow received complete treatment and the remaining 78.72 Mega Litres per Day received primary treatment only. As a part of increasing the capacity of the Plant to treat a total flow of 86.45 Mega Litres per Day, the work of construction of a Digestion tank and a Gas Holder which was started from 16-11-63 is in progress.

Sewage Pumping Station at Dadar :—This Station pumped 13,349.51 Mega Litres of sewage as against 12,502.62 Mega Litres in the previous year.

Enclosed Forced Draft Filters.—The Filter No. 1 having a capacity of 5.69 Mega Litres per Day and Filters Nos. 2 and 3 having a capacity of 10.92 Mega Liters per Day each worked satisfactorily. Filter No. 1 turned out effluent practically conforming to the standard laid down by the Royal Commission where as Filters Nos 2 and 3 turned out effluent having B.O.D. about 80 P. P. M.

Sludge Digestion Tanks 2 Nos.—The two Digestion Tanks having a capacity of 4,531.2 C. M. each digested each day 4,45,508 litres of thick raw sludge (sewage) and converted it into an innocuous mass which could then be dried on open sludge drying beds without causing any smell and fly nuisance. The digest in tanks produced sludge gas and sludge manure as by-products.

Sludge Gas.—The two digestion tanks generated 22,28,619.74 C.M. of sludge gas. The daily average gas generation was 6,105.81 C.M. as against the average of 5,594.64 C.M. during the previous year. The sludge gas generation per M.G. of sewage treated amounted to 281.33 C.M.

Sludge Gas Utilisation :—The revenue realised from the sale of gas during the current year amounted to Rs. 2,26,960.19 as against Rs. 2,15,696.00 realised during the previous year.

Digested Sludge Manure :—The total revenue realised by the sale of digested sludge manure amounted to 4,181.52 as against Rs. 2,964 during the previous year.

Laboratory :—As alluded to in the previous year's report, a pilot Oxidation Pond with a capacity of 2,502.50 Litres and operating at 500.50 Litres settled sewage dosing per day was put into operation and it was possible to reduce the B.O.D. (5 days at 37° C.) of influent settled sewage from 200 p. P. M. to 50-60 PPM on an average. The operation of the Pond revealed the growth of dephnea, tiny insects and crawlers on the Pond surface and also mosquito nuisance; however, it was possible to reduce the nuisance by properly dosing the Plant on an alert supervision thereon.

The current year presented a problem of improving the quality of effluent from Pruss Filters, such that it could then be give further tertiary treatment for making it suitable for industries and complying with I.S.I. standards. After carrying out skirmishing experiments in the Laboratory, plant carrying out skirmishing experiments in the Laboratory, plant scale experiments were carried out by introducing certain modifications in the re-circulation of the effluent of the Pruss Filters. Though an unconventional approach, it yielded very satisfactory results. The B.O.D. of the effluent then turned out by the Pruss Filters remained consistently below 15 P.P.M. In addition, this measure considerably abated the earthworm nuisance felt earlier.

In addition to examining the samples of Dadar Plant, the effect of alum dosing, filtration, softening and chlorination on the secondary P.F. effluent was studied in the Laboratory. On the basis of the findings, a Pilot Tertiary Treatment Plant with 7,280 Litres per hour capacity is designed and is now under consideration.

Dharavi Purification Plant

(C) *General.*—All the units of this Plant worked satisfactorily except for some minor breakdowns which were immediately attended to. Some overhauling work to certain units thereof were carried out; besides, certain additions and modifications to some of the units were also made to improve the over-all efficiency of the Plant.

As in the previous year, supply of gas to consumers was stopped for three months (July to September 1964) as a result of less generation of gas due to rain water diluting the incoming sewage.

Gas generation & consumption.—The daily average gas generation was a bout 1,132.8 c.m. in fair season and the total gas supplied during the year was 2,99,653.92 c.m. The revenue from this gas was Rs. 45,900 and the realisation from the sludge manure sold was Rs. 1,033.50 for 293 c.m.

Colaba Purification Plant

(D) The Plant comprises of (1) Colaba Air Compressor Station & Ejectors ; (2) Afghan Church Pumping Station ; and (3) Colaba Sewage Purification Plant.

The two slow-speed compressors at the Colaba Air Compressor Station were completely overhauled

As referred to in the previous year's report the work of providing additional bye-pass discharge line direct to storm water drain to reduce the surcharge at the Afghan Church Pumping Station was completed.

All the different steel tanks at the Purification Plant at Colaba were emptied of sewage before and after monsoon and the iron and steel parts thereat were painted.

New inter-connections between the two digestion tanks were provided so as to enable them to work in series—one as a primary tank and the other as a secondary tank. This results in obtaining a more clear supernatant liquor.

It is proposed to control the activated sludge desludging from the final settlement tanks. Sluice valves are to be provided on the uptake tubes and the work is expected to be completed before the onset of the monsoon in 1965.

Laboratory tests are still being carried out for the speedy removal of H_2S from the sludge gas.

Pumping, Compressor and Ejector Stations

(E) All pumping and compressor stations worked quite satisfactorily.

(1) *Mahim Pumping Station* : A proposal to augment the capacity of this Station is under consideration.

(2) *Wadala Pumping Station*.—Three new 17,184 Mega Litres per Day pumps are erected and put into commission from March, 1964.

(3) *Wylie Road Ejector*.—A proposal to establish a Pumping Station at Wylie Road is under consideration as the capacity of this Ejector is inadequate.

(4) *Carrol Road Air Compressor Station*.—The additional compressor of 500 Cft., which is put into commission, is working satisfactorily.

(5) *Construction of new pumping Stations*.—The work on the construction of (i) Harvey Road Pumping Station, (ii) Chinchpokli Pumping Station and (iii) Napean Sea Road Pumping Station was nearing completion. After the said Pumping Stations are put into commission, the following four Ejectors will be put out of commission—(i) Harvey Road Ejector, (ii) Chinchpokli Ejector, (iii) Napean Sea Road Ejector and (iv) Settlewad Road Ejector.

VII—TRANSPORT BRANCH

The main function of this Branch is to maintain and provide motor vehicles to the various Departments to discharge the duties pertaining to them, and this Branch has coped up with the demand fairly.

During the year one heavy-duty vehicle was fitted with dual control and arrangements were made for giving drivers training to Municipal staff of the Security Branch under Officer on Special Duty.

Servicing and battery-charging of all the Municipal vehicles (City) was carried out at the Municipal Workshop at Foras Road.

City Fleet.—The City fleet consisted of 304 self propelled vehicles and 311 trailers. As most of the old Leylands, Fergusons, Bantams, etc. vehicles had crossed their useful life and had become unserviceable, 36 self-propelled vehicles and 24 trailers were auctioned and 33 new self-propelled vehicles and 1 trailer were purchased. Two station wagons were donated by the 'UNICEF' for pre-natal care and check-up.

The present transport fleet consists of 27 different types and make of vehicles utilised for rendering various types of services—obligatory and others. To achieve better efficiency a beginning has been made to standardise the fleet.

The self-propelled vehicles are garaged as follows :—

- | | | |
|---|-----|---|
| (1) E/E Ward Garage, Agripada | ... | } Refuse vehicles garages. |
| (2) 'D' Ward Garage, Annesley Road | ... | |
| (3) G/N Ward Garage, Dadar | ... | |
| (4) Prabhadevi Garage at Junc. of Gokhale Road & Delisle Road | ... | For refuse as well as transport vehicles. |
| (5) Ambulance Garage, Arthur Road | ... | For infectious diseases Ambulances and Hearses. |
| (6) Municipal Workshop, Foras Road | ... | For Meat Vans, Offals and other vehicles. |

Suspense Account Mechanical Transport

All the motor vehicles of Transport Branch were repaired and maintained from the Suspense Account, Mechanical Transport and the Departments utilising the vehicles were charged at the flat rates worked out on consideration of establishment, running and maintenance charges incurred.

VIII—FACTORY SECTION

During the year under report 885 new permits were prepared and 830 temporary permits were renewed and issued. Under Section 390 of the B.M.C. Act, 1532 prosecutions were launched against the owners of the factories for running the same without permits and the amount of Rs. 9,890 was recovered as fine. In all 847 complaints were received and the same were investigated and action taken wherever necessary. Total revenue collected was Rs. 1,77,229.75.

IX—COMMON HOUSE GULLIES

As a result of outbreak of gastro-enterites, the need to check the spread of communicable diseases was greatly felt. It was observed that the common house gullies, which are neglected by the respective owners, are one of the main sources contributing to the spread of infections. Such gullies conspicuously exist in 'B', 'C', 'D' and 'E' Wards and the work of improvement thereof at Municipal cost was undertaken by December 1964 through the agency of Contractors. The work which is estimated to cost Rs. 35,23,113 is expected to be completed by the end of December 1965.

X—CONSERVANCY BRANCH

Refuse Collection, removal and disposal

Roads, footpaths and house gullies were swept twice daily. The house gullies were periodically flushed. Roads were brushed, scraped and washed. Refuse collected was removed in travelling lorries and by trailers to the place of disposal at least twice daily. Refuse taken to the Mahalaxmi Refuse Sidings was transported to Deonar daily by special Refuse trains. Part of refuse was sent to Dharavi Pumping Ground for filling in Low Lying land. Total collection of the refuse during the year was about 7,30,000 tons out of which 6,08,750 tons was house hold refuse, 75,149 tons was trade refuse and the remaining was collection from the Markets.

Transport (Refuse fleet)

The working strength of the refuse fleet consists of 234 vehicles of different types as detailed below:—

180 Refuse Trailors,
2 Jeeps,
33 Motor Lorries,
16 Scammel Horses,
3 Cesspool Lorries (lay land)
234

The number of vehicles has been reduced as some of them are scrapped and are being replaced by new ones.

As this fleet was not sufficient during the year under report, to cope up with the daily output of refuse, extra vehicles from Maharashtra State Road Transport Corporation had to be requisitioned for removal of refuse.

On an average approximately 2000 tons of refuse was collected daily and removed.

Collection, Removal and Disposal of Night Soil

Basket Privies, Cesspools and septic tanks were attended to by the Halalkhore Staff. In the City there are only 1412 privy seats, 230 cesspools and 12 septic tanks. Steps are being taken to join all cesspools as far as possible to the drains so as to bring the number of cesspools to the minimum. Night soil from the privies and vacant places was removed regularly. 5 cesspool lorries were employed to cope up with the work of clearing basket privies and cesspools. In the City public sanitary conveniences are provided at different suitable places and were regularly attended to.

Dog Licensing, Destruction Immunization work

During the year 8,297 licences were granted by way of renewal and fresh licenses. 34,907 stray dogs were destroyed. Total revenue of Rs. 53,040.90, was collected on account of dog licensing work. Anti-Rabic treatment was available at the Haffkine Institute, K. E. M Hospital and other Government Hospitals.

Removal and Disposal of Dead Animals

Dead animals from the City were removed to Deonar, 403 big animals and 3324 small animals were removed to the Mahalaxmi Sidings from which an amount of Rs. 14,180.50 was realised.

Infectious Diseases, Ambulance service and the service for the removal of Dead Bodies

The maintenance of these services has been transferred to E.E. Transport from the year under report.

Eradication of Nuisances

3,260 actions under Section 372 (e) of the Bombay Municipal Corporation Act and Sec. 115 of the Bombay Police Act were taken to eradicate nuisance caused by throwing of refuse in the streets, gullies and public places, fouling of the public roads by urinating and by chokes in gully traps.

Veterinary Services

The Veterinary Section of this Branch was in charge of the Hospital of Infectious Diseases of animals at Mahalaxmi Sidings. Animals from private owners were also admitted in these Hospital s on payment of fixed fees. The revenue collected in this cases was Rs. 148.

Private Stables were visited for detecting infections of Rinderpest. Milch Cattle arriving in the City were immunized against Rinderpest. The total number of animals immunized was 42841. No. cases of Rinderpest were detected during the year. Immunization is done free of charge as the vaccine is supplied free by the Government.

Conservancy and Special Halalkhore Services

These services were rendered to Circusses, Exhibitions, Amusement Parks, Big Concerns, Industrial Establishment etc. on payment of Scheduled charges and an amount of Rs. 1,58,051.38, was collected on this account.

Besides this, a sum of Rs. 92,487.00 was received from the Government for the services rendered for cleaning Government Foreshores.

Sweepers' Chawls

The labour Chawls in charge of Conservancy Branch were regularly inspected and prompt action taken for rectifying sanitary as also structural defects noticed.

Co-operative Credit Societies for the Labour Staff

There are in all 12 Co-operative Credit Societies with an aggregate membership of 6410 members for the benefit of the Labour employees of this Branch. The share capital subscribed is Rs. 29,20,300.80. The working of the Co-operative Credit Societies is satisfactory.

Removal and Disposal of Town Refuse, at Deonar.

About one thousand acres of land spread over about four portions of deep creek at Deonar, are taken over on lease from Government by the Corporation to face the problem of disposal of city refuse as well as to reclaim the low-laying creek levels in the Khajans at Deonar. The area is considerably large and the site being useful for reclaiming the land by city refuse may last for about 55 years. Major portions of City refuse is generally collected at Mahalaxmi siding and transported from there to Deonar reclamation ground for disposal by two trains daily, each consisting of about 32 refuse wagons having an average capacity of about 17 tons per wagon and the rest is dumped at Dharavi dumping ground. The details of the refuse transported from Mahalaxmi to Deonar are as follows:—

Serial No.	Particulars.	Current year 1964-65	Previous year, 1963-64
1	No. of refuse wagons received at Deonar.	23,022 Nos.	24,442 Nos.
2	Quantity of refuse at 17 tons per wagon average,	3,91,374 tons,	3,81,414 tons.
3	Cost of haulage from Mahalaxmi to Deonar.	Rs. 3,66,732.42	Rs. 4,05,506.87
4	Cost of unloading and spreading refuse from wagons.	Rs. 3,77,573.00	Rs. 3,65,459.30
5	Cost per ton for haulage and unloading.	Rs. 1.90	Rs. 1.50

The position of Municipal rolling stock at the end of year was as under:—

Description.	No. of wagons
No. of refuse wagons in running condition	140
Silt wagons in running condition.	2
Brake vans in running condition.	4
Sick wagons.	13
Total	159

As the number of wagons was insufficient to deal with the huge quantity of city refuse, and to minimize the charges required to be paid for hired 61 nos. of wagons from the Western Railway, 100 nos. of serviceable wagons are proposed to be purchased from the Central Railway but the same has not materialised for Non-availability of wagons with the Central Railway.

The hire charges per day for each wagons are Rs. 4.50 The cost of maintenance of siding at Mahalaxmi and Chembur was Rs. 24,137.10

The length of the main line and loop siding was 6,700 rft. The length of the temporary sidings varied from time to time. In order to extend the scope of refuse dumping operations by extending tracks the material i.e. sleepers, check chairs, Rails, fishplates etc. for track laying were purchased to the extent of Rs. 19,789.31.

No additional land was reclaimed during the year under report. Only depressions caused due to heavy down pour and tidal waters in the creek and fires in the reclaimed land were reclaimed. Total income derived from various sources i. e. sale of right of fishing in the Khajans, cultivations, Ground rent for leasing reclaimed land etc. amountd to Rs. 50,426.21.

There was only one incident of major fire at Deonar refuse siding, 3 incidents of derailment of wagons and one major incident of derailment of engine, but the work of hauling and unloading refuse was not hampered.

The damage caused to the Municipal property was negligible. The amenities e. g. primary education, maternity home, welfare centre etc. provided in Municipal Labour Camp are continued.

XI.—DEVELOPMENT PLAN BRANCH

During the year under review the objections and suggestions received from the general public consequent upon publication of the Draft Development Plan of Greater Bombay from 9th January 1964 to 9th March 1964 were scrutinised by the Committee of the Municipal Officers and then were placed before the Development Plan Committee of the Corporation, who considered these objections and suggestions in a series of daily Meetings and submitted them to the Corporation for approval and empowering the Municipal Commissioner to forward the final Development Plan in conformity with the Corporation's decision to the State Government.

Accordingly the final Development Plan, with its Report and other relevant data as required under the Bombay Town Planning Act of 1954, were submitted to the State Government on 8th July 1964.

The State Government has appointed a Special Consulting Surveyor to go through the Development Plan for Greater Bombay and submit the same for according sanction to the same.

The work of scrutiny of the Development Plan by the State Government is in progress.

XII.—DHARAVI DEVELOPMENT & DEONAR SLAUGHTER HOUSE

1. *Dharavi Development*.—Under this Scheme an area of about 447 acres is to be developed in all respect so as to include therein roads, water mains, schools, post offices, gardens, tenements for housing Municipal staff and persons dishoused due to various Municipal Schemes, Slum Clearance, etc.

Due to existence of huts area, in the development has to be started in sectors and following works in portion of Block 'A' near Jasmine Mills admeasuring about 12 acres have been either taken in hand or completed.

- (a) The reclamation work has been carried out at a cost of Rs. 4,01,700.
- (b) Pipe foundations for 47 buildings comprising of 1,120 tenements, inclusive of 16 shops, is being carried out and the expenditure booked so far is Rs. 6,99,873.
- (c) The work of construction of superstructure of these 47 buildings is being carried out and the work worth Rs. 2,74,394 has been done so far.
- (d) The work of providing sewers and S. W. drains to serve these buildings is also in progress and the work worth Rs. 47,826 has been done.
- (e) Out of the proposed 1,120 tenements, it is anticipated that due to paucity of cement, only 120 tenements complete in all respects will be ready by the end of October 1965.

The work of pile foundation for a Primary School has been started.

2. *Deonar Slaughter House*.—Out of the Global tenders received for the supply and erection of machinery and electrical equipment, the tender of Messrs. W.J. Powell Overseas Private Ltd. (Australia) costing Rs. 73 lakhs approximately has been approved by the Standing D Committee and the actual construction of Slaughter House Building proper is expected to be taken up during the fair season of 1965 on receipt of civil drawings from the successful machinery contractor.

The first phase of the work of cutting and filling in the area for the Slaughter House has been entrusted to Messrs. G. L. Powar and the same is in progress. Against the total estimated cost of Rs. 6,57,500. The cost booked during the year is Rs. 53,451.86.

XIII.—TOWN PLANNING SCHEMES

(a) *Town Planning Scheme for the Bombay City No. 1 (Mandvi and Elphinstone Estate)*.—This Scheme has come into force from 1st December 1957 and the progress in implementing it is hampered due to the continued difficulties in providing alternate accommodation to the persons affected by the same. However, physical possession of two Original Plots falling within the public sites of the Scheme has been taken and steps to take over the remaining are in progress. Contributions amounting to Rs. 12,982.47 were collected from the plot owners during the year and the total expenditure booked for the Scheme so far is Rs. 21,64,646.89.

(b) *Town Planning Scheme No. II, Bombay City (Mahim Area)*.—This Scheme has come into force from 1st December 1959 and the work of its implementation is nearly completed. The work of construction of almost all the roads is completed and the construction work of some roads is held up due to structures falling within the road. The work of collection of contributions and the payment of compensation has been started and is in progress.

(c) *Town Planning Scheme No. III Bombay City (Mahim Area)*.—This Scheme has come into force from 1st March 1961 and the work of its implementation is also nearly completed. The construction work of the roads in Part 'A' and 'B' of the Scheme is in progress and most of the work is completed. The School Buildings are constructed on Final Plot Nos. 121, 483, 574 at Manmalla Tank Road, Mia Mohamed Chhotani Road and Mori Road. The work of collection of contributions and payment of compensation is in progress.

The construction work of Tulsi Pipe Line Road within Town Planning Schemes Nos. III & IV is in progress.

(d) *Town Planning Scheme No. IV Bombay City (Mahim Area).*—This Scheme has come into force from 15th August 1963 and as a part of its implementation, the work of serving Notices to the owners under various Sections of the Town Planning Act is in progress. The work of widening of Cadell Road is now completed and the work of laying sewers and providing storm water drains in the proposed 80 feet Road connecting Dr. Annie Besant Road and Gokhale Road, is in progress. The work of collection of contributions and payment of compensations has been started.

General.—The total number of Commencement Certificate issued during the year is 135 as against 63 during the previous year and the total number of Commencement Certificates issued from the beginning upto 31st March 1965 is 1,253. The total expenditure incurred in connection with the preliminary work of Town Planning Scheme Nos. II, III & IV (Mahim Area) during the year is Rs. 24,72,641.90 as that against the previous years, viz. Rs. 19,73,875.41.

CITY ENGINEER'S DEPARTMENT

(Suburbs and Extended Suburbs)

A—Upkeep, Maintenance and Repairs to Municipal Properties :—

BUILDINGS

An amount of Rs. 4,22,058 was spent during the year on normal repairs and monsoon works on 235 Municipal buildings in the Suburbs whereas an amount of Rs. 49,839 was spent on 63 buildings in Extended Suburbs. The repair works were carried out either departmentally or through the Petty Works Contractors. The expenditure on special repairs was Rs. 3,37,376 on works carried out departmentally and Rs. 4,83,071 on the works carried out by Petty Works Contractors in the Suburbs as against the total expenditure of Rs. 5,59,904 on departmental and petty works contractors in the Extended Suburbs.

ROADS

(i) The position of roads in the Suburbs and Extended Suburbs is as shown below :—

Type of Road						Suburbs	Extended Sub.
						Miles	Miles
1	Water-bound	7.46	1.50
2	Asphalt	173.13	68.75
3	Concrete	22.10	5.50
4	Unmetalled	3.90	2.25
Total Mileage ...						206.59	78.00

Normal maintenance of Asphalt roads was carried out during the year at a total cost of Rs. 16,52,142 in the Suburbs including cost of reinstatement of trenches opened by various Departments and Public Utility Concerns, and at a total cost of Rs. 13,82,832 in the Extended Suburbs.

(ii) *Footpaths.*—67 miles of footpaths were constructed during the year in the Suburbs but no footpaths were constructed in the Extended Suburbs.

(iii) *Street Name Boards.*—An amount of Rs. 26,578 was spent on fixing new street boards and repairs to the existing ones in the Suburbs as against Rs. 14,371 spent in the Extended Suburbs.

Street Lighting

The number of street lights maintained in the Suburbs was 8,668 during the year and 2,884 in the Extended Suburbs and the expenditure incurred was Rs. 10,49,460 in the Suburbs as against the total expenditure of Rs. 2,11,004 in the Extended Suburbs: Appendices XVII and XVIII are self-explanatory as to the progress maintained on the lighting arrangement in the Suburbs and Extended Suburbs.

Traffic

(i) A total number of 23 Traffic Islands were constructed at 14 main road junctions in the Suburbs.


(ii) R.C.C. railings were installed at one junction in the Suburbs.

(iii) 103 School Caution Boards were erected in Suburbs and 20 in Extended Suburbs.

(iv) Road surface markings were painted at 77 places in Suburbs and 17 places in Extended Suburbs.

Seweres & Drains

The work of cleansing sewers and open drains was attended to and the total silt removed from the Suburbs during the year was 2,36,071 Cft. as against 6,32,900 Cft. removed in the Extended Suburbs.



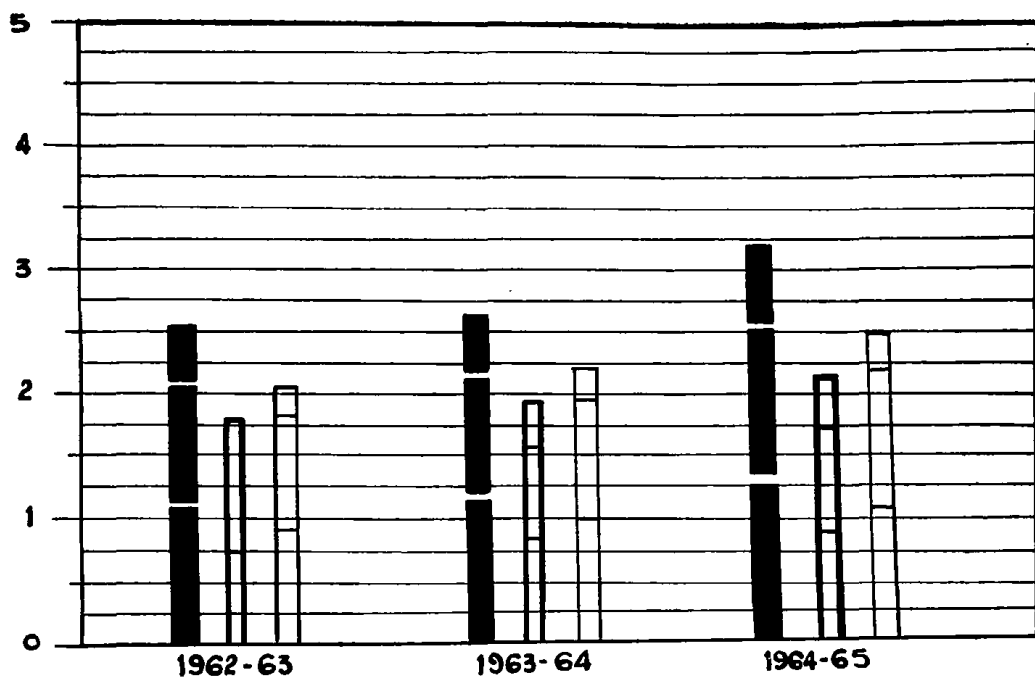
BOMBAY MUNICIPAL CORPORATION
 GRAPH SHOWING NO OF LIGHTS, TOTAL WATTAGE & TOTAL
 EXPENDITURE ON LIGHTING IN EACH WARD OF THE SUBURBS
 DURING THE YEAR 1960-61, 1961-62, 1962-63, 1963-64, & 1964-65

- INDEX
- (1) ON VERTICAL SCALE EACH UNIT REPRESENTS
 I] TOTAL NUMBER OF LIGHTS IN THOUSAND SHOWN
 II] TOTAL WATTAGE IN 100 MWS SHOWN
 TOTAL EXPENDITURE IN LACKS OF RUPEES SHOWN
- (2) SEGMENTS OF EACH VERTICAL COLUMN SHOWN
 FROM BOTTOM TO TOP INFORMATION
 PERTAINING TO H. K. L. M. & N WARDS
 RESPECTIVELY.



TRAFFIC DEPT
 B. M. C.

A. E. Traffic
 A. E. TRAFFIC
 (SUBS)



BOMBAY MUNICIPAL CORPORATION
 GRAPH SHOWING NO. OF LIGHTS, TOTAL WATTAGE & TOTAL EXPENDITURE ON LIGHTING IN EACH WARD OF THE EX. SUBURBS DURING THE YEAR 1962-63, 63-64, 64-65

INDEX :-

1) SEGMENTS OF EACH VERTICAL COLUMNS SHOWN FROM BOTTOM TO TOP INFORMATION PERTAINING TO P, R, T, WARDS RESPECTIVELY

2) ON VERTICAL SCALE EACH UNIT REPRESENTS

I) TOTAL NO. LIGHTS IN THOUSANDS SHOWN THUS

II) TOTAL WATTAGE IN 100 KWS " "

III) TOTAL EXPENDITURE IN LACS OF RUPEES SHOWN THUS



A.K. Prami
 A.E. TRAFFIC
 (SUBS)

Miscellaneous

Ferry Service : A royalty of Rs. 4,000 per annum was received for the ferry service between Versova and Madh Island in the Suburbs and the total receipts for the two ferry services between Marve and Manori, and in the Borivli and Gorai in the Extended Suburbs were Rs. 4,201.

B—INSPECTION & SUPERVISION OF PRIVATE BUILDINGS

During the year under report, for the purposes of disposal of building plans only, the Wards of Suburbs and Extended Suburbs were re-grouped and placed under the control of two Executive Engineers as under to secure efficient disposal:—

Wards :—

(1) Executive Engineer (Buildings) Suburbs—I—H, L, M, N, & T

(2) Executive Engineer (Buildings) Suburbs—II—K, P & R

(i) New Construction : (H, L, M, N & T Wards)

1756 applications were received for the erection of new buildings and for additions and alterations to the existing ones, out of which, 1230 were under Section 337 and 526 under Section 342 of the B.M.C. Act, 1523 proposals were amended during the year. The total number of buildings constructed (including those wherein additions and alterations were made) by private enterprise were 676. Out of these, 528 were residential and the remaining 148 non-residential. The total number of buildings constructed by Co-operative Housing Societies and by employers for their employees were 129 and 34 respectively. 676 Building Completion Certificates were disposed of and 483 buildings were sanctioned for occupation. The work of City Survey is undertaken by Government and it is being carried out through the Enquiry Officer.

Regular Lines : 5 Regular lines along five roads were prescribed under Section 297 (1) (a) and along one road under Section 297(1) (b) and road lines are proposed in two cases under Section 291(a) of the B. M. C. Act.

(ii) New Constructions : (K, P & R Wards)

2196 applications were received for the erection of new buildings and for additions and alterations to the existing ones, out of which 1488 were under Section 337 and 708 under Section 342 of the the B.M.C. Act. 1255 proposals were amended during the year. The total number of buildings constructed (Including those wherein additions and alterations were made) by private enterprise was 379. Out of these 248 were residential and the remaining 131 non-residential. The total number of buildings constructed by Co-operative Housing Societies and by employers for their employees were 27 and 6 respectively. 675 Building Completion Certificates were disposed of and 211 buildings were sanctioned for occupation. The City Survey work inquiry for villages, Chakala, Gundavali, Kandivli and Marol are in progress. *Regular Lines* :

Regular Lines : Regular lines were either prescribed, revised or proposed along 41 roads under Section 297 (1) (a) and 297 (1) (b) of the B.M.C. Act.

(iii) *Layout* : The position as to layout proposals during the year is as under—

Proposals for	Wards	
	H, L, M, N & T	K, P & R
(1) under Sec. 302	94	121
(2) Sanctioned under Sec. 303	16	44
(3) For Sub-division	63 (15 approved)	84 (18 approved)
(4) Amalgamation	42 (9 approved)	48 (14 approved)

(iv) *Unauthorised Structures* : During the year sanction for the removal of unauthorised structures was obtained in 454 cases in the Suburbs as against Nil cases in the Extended Suburbs. In addition 461 cases of the previous year were pending disposal in the Suburbs as against 521 in the Extended Suburbs. Unauthorised works in 949 cases in the Suburbs and 193 cases in the Extended Suburbs were removed by the parties themselves while in 2665 cases in the Suburbs and 189 cases in the Extended Suburbs, the works were removed departmentally either under the Standing Committee's Sanction or under the provisions of Section 352-A of the Act.

(v) *Complaints from the Public* : The number of complaints received from the public in the Suburbs and Extended Suburbs was 4519 and 1417 respectively. The same were investigated and remedial measures were taken wherever necessary. Action in 1703 cases in the Suburbs and 789 cases in the Extended Suburbs was in progress.

(vi) *Notices Issued* : The number of Notices issued under different relevant Section of the B.M.C. Act in the Suburbs and Extended Suburbs was 5902 and 3582 respectively. Prosecutions were launched against the house owners for non-compliance.

(vii) *Building Collapses*: The number of buildings or portions thereof collapsed during the year in the Suburbs and Extended Suburbs was 17 and 11 respectively; and the number of persons killed and injured was 3 & 5 in the Suburbs and 16 injured in Extended Suburbs (viii) *Setback Lands added to Public Roads*. The total area of setback land added to the public roads in the Suburbs during the year was 1,88,697 sq. yds. as against 65,943.21 sq. yds. in the Extended Suburbs and the compensation claims settled during the year were Rs. 6,13,639.45 and Rs. 2,56,857.29 respectively.

(viii) *Belback lands added to Public Roads*.—The total area of setback land added to the public roads in the Suburbs during the year was 188,697 sq. yds. as against 65,943.21 sq. yds. in the Extended Suburbs and the compensation claims settled during the year were Rs. 6,13,639.45 and Rs. 2,56,857.29 respectively.

(ix) *House Numbering*.—The work of serving Notices and fixing of number plates in 'H' Ward was started and the same is in progress. Sanction of the Works Committee for the plans showing proposed house numbers in 'K' Ward is awaited.

C.—TOWN PLANING SCHEMES IN SUBURBS AND EXTENDED SUBURBS

(a) There are 25 Town Planning Schemes in the area of Suburbs.

The position as regards the Schemes is as follows:—

I.—Town Planning Schemes which have been finalised and come into force.

As reported last time the works in the following Schemes have been completed:—

Town Planning Schemes Bandra No. IV (Vd), Town Planning Scheme Bandra No. V (Vd).

Town Planning Scheme Bandra No. VI (Vd), Town Planning Schemes Vile-Parle No. IV-IV-A (Vd).

Town Planning Scheme Bandra No. X.—As reported last year the work of demolition of structures falling within the alignment of the proposed road was still in progress.

Town Planning Scheme Santacruz No. III (Varied).—The works included in the Scheme are in progress.

Town Planning Scheme Santacruz No. VI (Varied).—The works included in the Scheme have been completed wherever not affected by the existing structures.

Town Planning Scheme Ghalkopar No. I (Varied), *Ghalkopar No. III (Varied)*, and *Town Planning Scheme Andheri No. I (Varied)*. The works included in the Schemes are in progress. = 11 Schemes.

II.—Town Planning Schemes which are at present at arbitration stage.

Town Planning Scheme Bandra No. II (Bnd Variation), *Santacruz No. II (Varied)*, *Town Planning Scheme Santacruz No. V (Varied)*, *Vile-parle No. II (Varied)*, *Vileparie No. III (Varied)*, *Vileparie No. VI (Varied)*, *Town Planning Scheme Andheri No. II (Bnd variation)* and *Town Planning Scheme Ghalkopar No. II (Varied)*.— 8 Schemes.

The Board of Appeal with Shri J. R. Vimadlal, Principal Judge, City Civil Court, Bombay, as its President was constituted by Government for hearing appeals arising out of the valuation matters in respect of the following 3 Schemes. The appeals have been decided and the Schemes have been with the Town Planning Officer for redrawing of the same.

Town Planning Scheme Santacruz No. I (Varied).

Town Planning Scheme Vileparie No. I (Varied).

Town Planning Scheme Andheri No. VI (Varied). = 3 Schemes.

Town Planning Scheme Bandra No. III (Varied).—The Town Planning Officer has published the award and Shri Zambre, Principal Judge, City Civil Court has been appointed by the Government as the President, Board of Appeal, for hearing the appeals arising out of the valuation matters.

III.—Draft Scheme in the Making

Town Planning Scheme Vile Parle No. V.—The Scheme is in the initial stage of making. The draft M.S. for declaration of intention to prepare the Scheme is already put up for the approval of the Corporation.

IV.—Scheme yet to be varied

Town Planning Scheme Bandra No. I (Varied).—The work of issuing Commencement Certificates, layouts, Sub-divisions and amalgamation has been transferred to the respective Executive Engineers Buildings, in May 1964.

(b) Extended Suburbs

There are 3 Town Planning Schemes in the area of the Extended Suburbs. The position as regards the Schemes is as under:—

Town Planning Scheme Malad No. I (Varied), Town Planning Schemes, Borivli No. I (Varied) and No. II (Varied) are before the Town Planning Officer and the proceedings before him have not been started so far.

The work of issuing commencement certificates layouts sub-division and amalgamation has been transferred to the respective Ex-Engineers, Buildings, from this year.

D.—FACTORY SECTION

The following table shows the position in the Suburbs and Extended Suburbs :

Serial No.	Particulars.	Suburbs.	Extended Suburbs.
1	Applications received	685	510
2	Applications disposed off	465	510
3	Applications undisposed off	220	
4	New Permits issued	144	68
5	Old Permits renewed	87	26
6	Prosecutions launched	14851	149
7	Prosecutions decided in favour of the Corporation	276	51
8	Prosecutions pending	152	76
9	Fines recovered	Rs. 12,269	Rs. 1,490
10	Complaints received	984	47

F.—TRANSPORT SECTION (SUBURBS AND EXTENDED SUBURBS)

There are five garaging places in the Suburbs and Extended Suburbs as follows :—

Serial No.	Ward.	Location.	Type of Vehicles.
1	K	Chunabhatti, Opp. BEST Depot, Swami Vivekananda Road, Santacruz (West) Bombay 54.	Cesspool, dog-vans, night soil trailers, encroachment removal vans, pick-ups, cash vans.
2	L & M	Opp. Kurla Court, Bombay Agra Road, Kurla, Bombay 70.	Refuse, cesspool, pick-ups.
3	N	Opp. Thakkar Petrol Pump, Bombay Agra Road, Ghatkopar, Bombay 77.	Refuse cesspool, pick-ups.
4	P & R	Aram Baug, Underai Road, Malad (West), Bombay 64.	Refuse, cesspool, pick-ups, dog-vans, night soil trailers.
5	T	Jawaharlal Road, Mujund Bombay 80	Cesspool, refuse, tractors, trailers.

The Ambulance and Dispensary vans were parked in the premises of the respective Medical Institutions

There were 241 vehicles including trailers (196 self-propelled and 45 Trailers) during the year under report as against 314 during the last year.

Special Activities

'H' Ward Garage at Bandra is merged in other garages. Two new jeeps were purchased for the work of insecticide and fogging. 79 vehicles including N.S. trailers were scrapped and auctioned. 8 Suburban vehicles were sent on in the City and 4 City vehicles were running in the Suburbs.

F.—MECHANICAL BRANCH

(Suburbs and Extended Suburbs)

Electrification of Chawls and Tenements

The electrification of 40 Municipal properties in the Suburbs and 35 in the Extended Suburbs was carried out at a total approximate cost of Rs. 37,505 and Rs. 30,425 respectively. The electrification of 18 premises in Suburbs and Extended Suburbs was carried out through the agency of contractors at a total cost of Rs. 1,51,153.45.

Sewage Pumping Station and Purification Plants

(a) *Pumping Stations.*—The sewage in the Suburbs is pumped at 8 pumping stations, viz., Khar, Versova, Jai Bharat, Bunderwadi, and Chimbai on the Western Suburbs; and at Ghatkopar, Kurla and Vikhroli on the Eastern Suburbs.

The total sewage pumped during the year was 31,250 Mega Litres as against 26,641.44 Mega Litres last year. In view of the rising trend in the quantity of sewage, steps are taken to augment the capacity of the different Pumping Stations, as stated below:—

(1) *Khar Pumping Station.*—The total quantity of sewage received for treatment was 3,275 Mega Litres as against 5,336.24 Mega Litres last year. The final effluent was discharged in the Vakola Creek. About 203.9 C.M. of silt and 50.98 C.M. of screening were removed during the year. The work of installing 4 new pumps is undertaken to augment the capacity of this Pumping Station to 59 Mega Litres per day.

(2) *Ghatkopar Pumping Station.*—The work of increasing the capacity of 74 Mega Litres per day is undertaken.

(3) *Versova Pumping Station.*—Four new pumping sets have been installed to increase the capacity to 108 Mega Litres per day.

Additional pumps for Jai Bharat and Bunderwadi Pumping Stations are expected shortly.

(b) Purification Plants

(i) *Ghatkopar Purification Plant.*—The quantity of sewage pumped at this Plant was 11,330 Mega Litres as against 9,978.5 Mega Litres last year. A part of the sewage is passed on to Govandi and a part to a creek after purification.

(ii) *Versova Purification Plant.*—The quantity of sewage pumped at this Plant was 6,200 Mega Litres as against 3,766.62 Mega Litres last year and the sewage passed on to the creek as the digestion tank is under repairs.

Road Roller Section

There are 25 Road Rollers out of which 9 are of steam and 1 of Petrol and the remaining 15 of Diesel. All the rollers were worked except for the period of repairs and survey of Boiler Inspection.

G.—CONSERVANCY BRANCH

During the year the Suburban and Extended Suburban area was divided into three Ranges (Range I, II and III) for the discharge of administrative and executive functions of the Branch.

(i) Cleansing of Roads and Footpaths

Particulars.	Area in Sq. Yds.
(1) Road area swept twice daily	40,49,036
(2) Road area swept once daily	32,00,979
(3) Road area swept twice a week	14,06,426
(4) Road area swept once a week	1,45,615
(5) Road area swept occasionally	1,60,473
(6) Road area swept alternate day	1,10,362

(ii) *Collection, Removal and Disposal of Refuse.*—Household refuse and sweepings from roads were collected in 1,407 Municipal dust-bins located at convenient places as against 903 in the previous year. Most of the dust-bins were cleared once a day. Out of 87,020 tons of refuse collected, 86,980 tons were utilised for reclamation of Municipal land and 40 tons sold to private parties for filling up wells and low-lying lands. No refuse was disposed off by incineration.

(iii) *Prevention of Nuisance.*—557 cases under Section 372(e) of the Bombay Municipal Corporation Act for indiscriminate throwing of refuse and cases for urinating on public roads were filed in the Courts and 653 cases were filed in the Court under Section 115(a) of the Bombay Police Act.

(iv) *Cleansing of Open Drains (Municipal and Private).*—The work of cleansing roadside sullage drains was carried out.

(v) *Collection, Removal and Disposal of Night Soil.*—The number of basket privies existing was 11,775 as against 12,155 during the previous year. The reduction in number is due to the progress maintained in the execution of sewerage schemes in the areas. There are in all 124 Public Sanitary Conveniences having 744 seats. The quantum of night-soil collected daily from the latrines and removed was 11,433 gallons. The open plots and fields fouled by public were also cleaned.

(vi) Cesspool Clearance

The 4,270 cesspools existing in Ranges I, II and III having accumulation capacity of 11,22,597 gallons were attended to and 22,69,158 gallons of cesspool contents were removed.

(vii) *Disposal of Night soil.*—The nightsoil and cesspool contents collected at different depots in Ranges I, II and III were disposed off in the creeks at different points except for a small quantity used for compost at Ghatkopar during the dry season.

(viii) Special services on payment were continued as under:—

(a) Internal cleansing of privies.

(b) Cleansing of commodes.

(c) Removal of effluent from septic tanks and night-soil from the privies constructed at temporary camps.

(ix) *Dog-licensing and Dog-destruction.*—During the year 23,369 stray dogs were caught and sent to the lethal chamber at Mahalaxmi and 2,143 dog licences were either newly issued or renewed.

(x) *Removal and Disposal of Carcasses.*—The work of removing and disposing of carcasses from 'H' Ward including Bandra Slaughter House and Kurla Railway Goods Shed and Yard in 'L' Ward was entrusted to Messrs. Harijan Workmen's Co-operative Society and the amount realised was Rs. 15,060. In all 38 carcasses, big and small were removed over and above those removed by the Contractors.

(xi) *Labour Welfare.*—(a) *Housing Accommodation for labour Staff.*—During the year no new tenements were constructed. No progress in the construction of tenements at Borivli has been made. It is proposed to allot 112 tenements to the workers of Range III Division out of 600 tenements constructed at Goregaon. Tenements at Ghatkopar and Kurla are still under construction.

(b) *Co-operative Credit Societies*.—Facilities for co-operative credit societies existed and the staff, who were the members of the Society, took advantage of the same.

(c) *Welfare Centres*.—Welfare Centres at Kurla, Chembur, Vikhroli Andheri and Khar for the employees residing at these quarters continued and functioned. The Labour Officer has proposed to open Welfare Centres at Malad during the year.

(xii) *Items of Income*.—The income earned by the Conservancy Branch during the year through different sources is Rs. 80,392.82. The income has been reduced as the payment of bills to the extent of Rs. 60,000 for three quarters is to be received from the Chembur Colony for the Conservancy Services rendered to it.

(xiii) *Veterinary Dispensary at Khar*.—The Junior Veterinary Inspector carried out the inspection of milch cattle stables and 2,779 animals and also 362 birds were treated. 171 inoculations were done.

H—PLANNING BRANCH

This Branch prepared plans, estimates and designs for the following in the Suburbs and Extended Suburbs:—

Serial No.	Proposals for	No. of proposals		Total Cost	
		Suburbs	Extended Suburbs	Suburbs	Extended Suburbs
				Rs.	Rs.
1	Hospitals and Maternity Homes	5	2	23,26,372	5,20,112
2	Markets		Nil
3	Development Sites	2	...	48,62,469	...
4	Public Conveniences	2	...	31,640	...
5	Roads and Footpaths	23	12	29,35,966	84,14,831
6	S.W. Drains	7	8	34,20,354	14,38,215
7	Bridges & Culverts	2	2
8	Schools	2	...	13,00,229	33,094
9	Office Buildings	Nil	...
10	Fire Brigade Stations	Nil	...
11	Swimming Pools	Nil	...
12	Miscellaneous	24	1	7,31,794	12,099

I—CONSTRUCTION WORKS

Under Loan Works Programme

These Works are classified as under:—

- (i) *Works other than Sewerage Schemes*—Details as per Appendices V and XI.
- (ii) *Improvement of Private Streets*—Details of the action taken in this respect are shown in Appendices VI and XIII.
- (iii) *Village Amenities*—Details as per Appendices VII & XIV.
- (iv) *Public Sanitary Conveniences*—Details as per Appendix No. XV.
- (v) *Sewerage Schemes*—Details as under:—
Works under the Sewerage Schemes (Suburbs and Extended Suburbs).

During the year under review the work of laying sewers in District No. I comprising of Bandra, Khar, Santacruz, District II comprising of Juhu, Vile Parle and Andheri and District III comprising of Kurla, Chhatkopar and Chembur, made further progress:—

(A)—DRAINAGE DISTRICT NO. I

(a) The following works have been completed during the year under review:—

Serial No.	Name of the work	Estimated cost
		Rs.
1	Laying 48' H.P. Sewer from M.H. 75 to 85	2,17,921.00
2	36" sewer from M.H. 85 to 100	2,24,879.00
3	36' sewer from M.H. 100 to 117	2,67,565.00

(b) The following works were in progress during the year under review :—

Serial No.	Name of the work	Estimated cost
		Rs.
1	Laying 48" sewer Kherwad from M.H. 53 to 75	4,28,337.00
2	36" sewer from M.H. No. 117 to 135	2,70,240.00
3	Providing and laying 18" dia. C. I. Rising main from Jayabharat Pumping Station including dry wall.	2,44,694.15

(B)—DRAINAGE DISTRICT NO. II

(a) The following Works have been completed during the year under review :—

Serial No.	Name of the work	Estimated cost
		Rs.
1	Providing & laying 18" sewer from junction of G. B. Rd. upto Garden Colony and 9" sewer in Garden Colony.	1,66,417.92
2	Providing 27" sewer along 60' road north of Irla Nalla	1,94,282.60

(b) The following works were in progress during the year under review :—

Serial No.	Name of the work	Estimated
		Rs.
1	Augmentation of sewage treatment capacity and other allied work at Versova ...	4,69,633.50
2	Providing 21"—24" sewer in 60' Rd. North of Irla Nalla in Jhuu Housing Colony ...	1,39,720.35
3	Providing & laying 9" S.W. pipe sewer in Samaldas Lalubhai Park	1,34,454.89
4	Providing & laying 36" dia. sewer under Rly. Tracks, Andheri	1,27,918.98
5	Providing 12"—9" sewer in area 'J' Andheri (East.)	1,74,754.30
6	Providing 9"—12" sewer in area N. at Andheri (East)	2,18,887.21
7	Providing & laying 9" S.W. sewer in Juhu Road North from Juhu Church to Gandhi Gram	1,11,443.12

(C)—DRAINAGE DIST. NO. III

(a) The following works have been completed during the year under review :—

Serial No.	Name of the Work	Estimated Cost
		Rs.
1	Providing 30" sewer from M.H. No. 18 to 30 at Ghatkopar—Part II ...	2,05,870.33
2	15" sewer in Bail Bazar	1,16,124.81
3	12" sewer in P. W. D. Road	1,45,162.55
4	18" sewer in the compound of Premier Automobiles Ltd.	1,50,530.48
5	12" sewer in Hallpada Village	1,52,196.10
6	12" sewer in Kurla-Andheri Road	1,12,761.28
7	12" sewer in B. A. Road	2,27,780.62
8	12" sewer in P. W. D. Road upto Kirol Village	1,68,358.30
9	Providing and laying 18" dia. sewer in Corridor Road—Part—I—	2,57,526.12

(b) The following works were in progress during the year under review.

Serial No.	Name of the Work	Estimated Cost
		Rs.
1	Providing 30" sewer from M.H.O. to 18 at Ghatkopar—Part I— ...	2,87,325.15
2	Augmentation of pumps at Ghatkopar.	7,14,215.25
3	24" sewer in the Road North of Premier Automobiles	2,54,720.70
4	30" sewer from M.H. 30 to 40—Part III	2,31,429.72
5	30" sewer from P. W. D. Road near Govt. Institute etc. Part IV	2,61,604.95
6	Providing & laying 18"—12"—9" sewer in certain Roads in T. P. S. III, Ghatkopar ...	1,95,272.75
7	Providing & laying 9"—12" sewer for Beggar's Home—Chembur	48,897.11
8	Providing & laying 12"—18"—24" sewer in C.S.T. Roads from Kurla Railway Station to Eastern Express Highway	2,75,749.60
9	Providing 18" sewer in Corridor Rd. Part—II	1,76,705.90

The length of the sewer completed upto the end of year is 6, 64,799 Rft, in Dist. No. I, II and III and in Extended Suburbs, as per details given in Appendix No. IX.

The expenditure incurred during the year under report on all the works inclusive of sewers, pumping stations and purification works was Rs. 30,07,849.

D—(EXTENDED SUBURBS)

(a) The following works were in progress in the extended aurburbs.

Serial No.	Name of the work.	Estimated cost.
		Rs.
1	Providing 72" sewer in Malad—Part II	2,81,167.75
2	Providing 72" sewer in Malad—Part III	2,80,604.00
3	—do— —Part I	3,27,492.63
4	Providing 36" sewer in Malad—Part I	3,68,519.28
5	—do— —Part II	3,11,272.00
6	Providing and laying 9" sewer in Area 'B' at Mulund (West).	1,31,569.00
7	Providing and laying 9" sewer in Area 'C' at Mulund (West)	1,31,037.53

(b) The following tenders have been accepted but the works could not be started due to shortage of cement.

Serial No.	Name of the work.	Estimated cost.
		Rs.
1	Providing and laying 36" dia. sewer at Kandivli Part—I	1,97,319.67
2	—do— 36" dia. Part—II	2,65,083.19
3	Providing and laying 9"—12" dia. sewer area 'A' at Mulund (W)	2,35,344.35
4	Providing and laying 39" dia sewer along Ranchhoddas Road and Nehru Road at Mulund (W)	1,64,009.74
5	Providing and laying 48" dia. R. C. pipe sewer from Nehru Road along Nalla beyond Railway Culvert No. 18/1 at Mulund	2,99,254.88

(c) Negotiations for the acquisition of land required for Pumping Stations at Malad and Mulund are in progress.

(E)—SUBVENTION SCHEMES

(1) In all 256 notices under Section 231 were served and in 77 cases parties submitted their proposals. In 60 cases house owners have carried out the work in compliance with the notices served on them.

In all 225 notices under Section 248 (i) (c) of the B.M.C. Act for conversion of Basket Privies into Water Closets on full flushing system were served on the house owners. In 90 cases privies were converted into water closets on full flushing system. The total amount of subsidy paid during the year was 47,725.

(2) The Corporation under their Resolution No. 2102 dated the 17th March 1958 and 858 dated the 17th November 1958 approved of granting of subsidy of Rs. 200 per aqua privy seat and also similar subsidy for commodes being converted into W. C. on full flushing system respectively on the basis of Basket Privies.

(3) Similarly the owners from Suburban Areas have also been allowed to draw subsidy of Rs. 50 each per W. C. seat of the premises having septic tanks for disconnecting the flow of waste water from the septic tanks and connecting the same to the Municipal sewer as per Corporation Resolution No. 794 dated the 24th October 1958.

APPENDIX No. I (CITY)

Statement showing the comparative quinquennial figures of Building proposals received during the period from 1960-61 to 1964-65.

Year.	Under Section 337.	Under Section 342.
1960-61	575	812
1961-62	732	1,011
1962-63	638	935
1963-64	664	825
1964-65	777	1,044

APPENDIX No. 2

Statement showing the Municipal tenements and Shops constructed for different purposes during the year 1964-65.

Serial No.	Category.	Site.	NUMBER OF.		TOTAL FOR EACH CATEGORY.	
			Tenements.	Shops.	Tenements.	Shops.
1	Staff	Sewri	32
2	Staff	Maratha Hospital	40	...	72	...
3	Slum	Raoli Hill	...	11
4	Slum	Kamathipura M-I	41
5	Slum	Goregaon	112	...	153	22
			Total		225	22

APPENDIX No. 3

Statement showing the Municipal tenements and Shops under construction for different purposes during the year 1964-65.

Serial No.	Category.	Site.	NO. OF TENEMENTS AND SHOPS.		TOTAL FOR EACH CATEGORY.	
			Tenements.	Shops.	Tenements.	Shops.
1	Public	Shantinagar Arthur Road.	144	6
2	Do.	Sion	40	10	184	16
3	Slum	B.A. Road, Ghatkopar (Greater Housing).	160
4	Do.	Raoli	328	12
5	Do.	Raoli	372	6
6	Do.	Haines Road	92	8
7	Do.	Falkland Road (Pile foundation).	60	...	912	26
8	Co-op. Housing	Haji Ali (Pile foundation).	240
9	Do.	Worli	358	...	598	...
Grand Total			1,694	42	1,694	42

APPENDIX No. 4

Details of Sewers and Drains cleaned (City):—

Particulars.	Total Length Cleaned in miles.	Total No. Cleaned.	Silt removed in (tons).
(1) Water Courses	2.30	...	245.59
(2) Catchpits on ovoid sewers	...	302	1,065.86
(3) Water entrances	...	33,916	5,568.89
(4) Street Connections	278.90	...	9,823.91

N.B.—The total number of catchpits and water entrances cleaned is obviously more than that existing in the whole of the City in as much as the particular catchpit or water entrance was attended to more than once.

Open Storm Water Channels:—

Length of open channel drains cleaned (miles)	Cost of cleaning.	Silt removed in Tons.
0.54	Rs. 34,262.00	233.75

APPENDIX No. 5

(SUBURB AND EXTENDED SUBURBS)

Statement showing the works either completed, in progress, and for which Tenders are prepared or invited during the year (Works other than Sewerage Scheme).

Serial No.	Name of Work.	Estimated cost.
<i>'H' and 'K' Wards.</i>		Rs.
1	Construction of school building at Chimbai, Bandra	2,26,340.00
2	Construction of 12 seated aqua privy block at Juhu Lane, Andheri	35,662.00
3	Construction of aqua privy blocks on Western Express Highway	89,988.00
4	Construction of 4 seated 2 Nos. 8 seated 4 Nos. aqua privy blocks along Eastern side of Express Highway	93,380.00
5	Construction of 5 Nos. 8 seated aqua privy blocks along Western Express Highway	85,988.00
6	Construction of Maternity Home, Kherwadi, Bandra	3,40,291.00
7	Filling in Garden Plot at Danda, Khar	1,73,783.00
8	Construction of school building at Kherwadi, Bandra	9,70,172.00
9	Construction of P.S.C. at Dargah Colony, Bandra	29,758.00
10	Additional floor over existing Petit School Bandra	1,39,615.00
11	Extension of Bhabha Hospital, Bandra	3,69,139.00
12	Provision of amenities at Municipal cemetery, Nawpada, Bandra	46,617.00
13	Construction of additional floor over existing school in Kalina, Santacruz	85,713.00
14	Pile foundation work for the proposed 250 bedded General Hospital in Juhu-Vile-Parle Development Scheme.	4,01,402.00
15	Construction of swimming pool in Bandra	10,74,039.00
16	Construction of school building at Gandhi Nagar, Bandra	5,17,732.00
17	150 concrete posts at Juhu Beach, Santacruz	1,19,352.00
18	Construction of 250 bedded General Hospital at Vile-Parle Juhu Development Scheme	59,89,172.00
19	Proposed shed to accommodate 1,000 sheep and goats, at Bandra Slaughter House	41,000.00
20	Proposed shed to accommodate sheep goat at Bandra Slaughter House	59,000.00
21	Market at Jogeshwari	13,22,184.00
22	Construction of dog kennels at Oshivra	2,35,162.00
23	Construction of western approach to proposed overbridge on the South of Andheri Railway Station	11,20,292.00
24	Construction of eastern approach to proposed overbridge on the South of Andheri Railway Station	10,05,895.00
25	Construction of school building at Mogra, Andheri	3,25,967.00
26	Covering open quadrant in Marol Municipal Market	96,000.00
<i>'M' 'L' and 'M' Wards.</i>		
27	Temporary schools at Kurla Kamgar Society	15,000.00
28	Temporary School at Station Ward, Kurla	12,000.00
29	Construction of 11 class rooms over the terrace on the Municipal School Building behind Akash Talkies, Kurla	58,720.00
30	Extension to School Building (Municipal) at Mahul	61,000.00
31	Construction of Municipal Market at Chembur	3,83,888.00
32	Construction of School at Takia Ward, Kurla	3,90,000.00
33	Construction of 48 tenements for conservancy staff at Kurla	1,05,000.00
34	Construction of swimming pool at Kurla	9,52,709.00
35	Proposed school building at Deonar Village	9,60,474.00
36	Construction of dispensary in the Swadeshi Mill Compound, Kurla	56,991.00
37	School Building at Sahakar Nagar, Chembur	3,62,952.00
<i>'N' and 'T' Wards.</i>		
38	Construction of six seated aqua privy blocks at Navgharpada, Nanepada Gavanpada, Naharpada.	95,000.00
39	Construction of school building at Tagore Nagar, Vikhroli	4,27,000.00
40	Temporary school at Powai	50,000.00
41	Temporary school at Nahur	40,000.00
42	Extension to Bhandup Municipal School	1,21,000.00
43	Construction of school building on Plot No. 65, T.P.S. III Ghatkopar	5,35,806.19
44	Construction of swimming pool on Plot No. 195, T.P.S. III Ghatkopar	8,27,175.00
45	Supplying and filling with murum and levelling the same, at proposed garden S. No. 161, Sanghani Estate, Ghatkopar	55,657.00
46	Additional floor over V. K. Gandhi and M. A. Vora Hospital at Rajwadi, Ghatkopar	4,81,530.00
47	Construction of school building at Pant Nagar, M. H. B. Ghatkopar	5,25,543.00
48	Construction of Karia Girls School at Mulund	2,98,729.00
49	Extension to Navgharpada School	76,685.00
50	Fire Brigade Station, Mulund	4,34,307.00
51	Proposed school Building at Powai	1,31,129.00
52	Proposed school at Dock Yard Housing Colony, Powai along B. A. Road	8,36,770.00
53	Extension to General Hospital at Mulund	6,89,604.00
54	Additional floor over school building at Rajwadi, Ghatkopar	2,82,060.00
55	Municipal Market at Vikhroli	5,00,000.00
56	Municipal Market at Hariali Village	4,39,000.00

Serial No.	Name of the Work.	Estimated cost.
<i>'P' and R Wards.</i>		Rs.
57	School Building at Akurli Road, Kandivali—Additional floor over	1,35,763.00
58	Market and Office building, at Kandivali	4,23,563.00
59	School at Dattapada, Borivali	2,14,049.00
60	Dispensary at Dahisar	1,05,000.00
61	Extension to School at Charkop Village Kandivali (West)	39,682.00
62	Submersible bridge at Dahisar	1,90,000.00
63	Bridge at Dahanukar Wadi Kandivali	1,21,225.00
64	Construction of additional floor over Gurathi Primary School, Kandivali	2,17,170.00
65	Provision of amenities to Municipal Hindu Cemetery at Kandivali	1,66,187.00
66	Construction of swimming Pool at Kandivali	11,31,257.00
67	Construction of school at Lokmanya Tilak Road, Babhai, Borivli	2,97,100.00
68	Construction of 50 bedded General Hospital, at Tulsi Baug, Borivali	13,56,630.00
69	Construction of market and office building at Borivali	1,32,296.00
70	Construction of school building at Dahisar (West)	4,67,036.00
71	Construction of 1,000 tenements at Malvani Malad	11,00,000.00
72	Construction of 200 aqua privies water supply arrangement and drainage arrangement...	4,60,000.00
73	Filling the area of hutment dwellers' colony at Malvani, Malad	5,50,000.00
74	Fire Brigade Station at Kandivali	8,75,042.00
75	350 bedded hospital at Kandivali	64,24,769.00
76	Additions and alterations to the existing shed at Kandivali for converting it into Dispensary at Akurli Road.	32,000.00
77	Construction of school building at Rajda Nagar Borivali	11,10,526.00
78	Maternity Home at Borivali	4,97,016.00
79	Construction of school at Aarey Milk Colony, Goregaon	2,74,978.00
80	Construction of school at Unnat Nagar, Goregaon	5,81,760.00
81	Construction of school at Siddharth Nagar, Goregaon	5,37,298.00
82	Construction of school at T.P.S. 65, Malad	3,78,554.00
83	Construction of P Ward Office Building at Malad	4,90,000.00
84	Construction of school building on plot offered by Bhat, Samant, Desai, Goregaon	5,23,903.00
85	School building at Motilal Nagar, Goregaon	6,08,008.00
86	School building at M. H. Colony on Bhat's land, Goregaon	4,51,101.00
87	School building at Liberty Garden, Malad	7,62,770.00
88	Construction of workshop and garage at Malad	2,07,698.00
<i>'H' and K Wards.</i>		
89	Adding set back on Kalina Kurla Road from the old CS. track Road to the work of Kalina Municipal Dispensary.	2,29,093.65
90	Improving the existing asphalt concrete on Vithalbhai Patel Road, on G. B. Road, from Khar Pali to Juhu Road	2,48,443.00
91	Providing footpath and S. W. drains along Perry Road from Pali Road to Carter Road	1,17,800.18
92	Construction of proposed footpath on St. Andrews Road from the junction of Pali Mala Road to junction of Hill Road	88,869.00
93	Extension of Linking Road towards North of Juhu Road	62,074.00
94	Construction of proper footpath on South Avenue from Jn. 15th Road of Junction of G. B. Road.	65,456.50
95	S. W. Drains along Linking Road, from its junction from Khar Pali Road to Juhu Road	2,58,965.38
96	Construction of built up open side drain along M. V. Road from Andheri Level Crossing to Saki Naka.	3,63,765.33
97	Construction of footpath along Waterfield Road, Bandra	41,695.92
98	Widening of S. V. Road from Mahim Causeway to Hill Road Junction Bandra	62,745.76
99	S. W. Drains along St. Andrew Road, Santacruz West	34,950.00
100	Semigrouting south Avenue from 15th Road to 18th Road Khar	36014.00
101	Widening of M. V. Road 100' wide (Kurla Andheri Road) from Junction with Bamanpuri to Saki Naka	8,18,943.23
102	Construction of S. W. drains, open channel to relieve flooding along Chapel Road and tank lane, Santacruz West	20,302.17
103	Construction of footpath along Perry Road from Pali Road to Carter Road, Bandra	91,411.50
104	Widening of St. Andrews Road by adding katcha portion of road including provision of Footpath at Santacruz	45,490.00
105	Widening of G. B. Road from Station Road to National Library Road, Bandra	30,710.54
106	Providing footpath of 30th Road, T.P.S. III, Bandra	1,01,709.00
107	Construction of footpath on 32nd road, in T.P.S. III, Bandra	45,509.00
108	Providing of new road at Prabhat Colony, T.P.S.V. Santacruz	98,020.00
109	Reconstruction of (i) Talk Mandir Road, (ii) Prarthan Samaj Road	89,886.86
110	Reconstruction and widening of Shradhanand Road and construction of footpath along the same road, Vile-Parle	90,626.90
111	Widening the carriageway and re-construction of Thanawala Road, Thanwala Cross Road, M. G. Road, Vile-Parle.	67,601.00
112	Construction of three alleys at Versova	54,161.00
113	Widening of Mathuradas Road 70' from Andheri Level Crossing to Bamanpuri	4,92,020.80
114	Widening of carriageway and reconstruction of Paranjape 'A' Scheme Road No. 1 and Subash Road Extn., Vile-Parle	1,37,890.18
115	Widening of Chakala Road from its junction with Mathuradas Visanij Road	2,51,329.49
116	Widening and reconst. of Hanuman Road, Vile-Parle	3,51,472.50

Serial No.	Name of the Work	Estimated Cost.
		Rs.
117	Reconstruction and widening and const. of footpath along Malvia Road, Vile-Parle ...	87,715.91
118	Diversion and training of Nallah on the Western south of Marol Market ...	20,988.92
119	Training of Jogeshwari Nallah near Majas Village, Jogeshwari (East) ...	79,770.62
120	Proposed channeling of Marol Nallah in Marol Village, Andheri ...	44,951.00
121	Widening of road near Jogeshwari near Rly, level crossing and const. of footpath ...	38,800.28
122	Channelling Mogra Nallah from Old Nagardas Road to newly constructed S. W. drains towards West Andheri ...	65,600.56
123	Const. of 60' wide road in J. V. Development Scheme ...	3,64,388.82
124	Const. of 100' wide in J. V. Development Scheme, Vile-Parle ...	3,74,764.60
125	Const. of S. W. Drains and footpath at Vallabhabhai Patel Rd. Vile-Parle ...	69,875.28
126	Providing footpath along G. B. Road from Versova Road, Ceaser Road, junction at Andheri ...	27,854.37
127	Cost of 100 ft. wide road joining G. B. Rod. to J. V. Development Scheme ...	4,48,775.00
'L & M' WARDS		
128	Surface dressing of 3 roads in Swadeshi Mill Section, Kurla ...	52,393.00
129	30 ft. road in Kurla Kamgar Society ...	17,673.00
130	Kasaiwada Road from Salughter House upto Burning Ground ...	40,046.00
131	Earth filling for garden plot at Match factory lane, Kurla ...	61,992.00
132	Approach road to Washi Village from G. M. Road ...	18,856.85
133	Const. of S. W. Drain at G. M. Road (Chembur) ...	4,67,428.00
134	Widenng of Ghatkopar Mahul Road from Chembur Naka to Anik Village ...	6,66,993.00
135	Widening of Sion-Trombay Road from Panjarpore to proposed Panvel Road (filling work) ...	2,99,448.04
136	Semigrouting G. M. Road and 2 other roads in L & M Wards ...	141,458.70
137	Semigrouting road leading to Dinner Shed at Chembur Dumping Ground ...	66,383.00
138	Approach road to Lotus Colony from Govandi Station ...	33,733.00
139	Const. of Private Rd. at Back of Pande's house, Hall Village to Christian Village ...	81,308.00
140	Channelling of Charai Nalla, at Chembur ...	1,04,173.00
141	S. W. Drain at Hall Village at Kurla ...	1,18,579.00
'N & T' WARDS		
142	33" H. P. drain to relieve the flooding Jivadaya Lane, at Ghatkopar ...	58,482.00
143	Training of Nallah at Sanghani Estate ...	25,141.00
144	Widening of B. A. Road Stage I ...	9,49,373.45
145	Do. Stage II ...	8,34,780.09
146	Do. Stage III ...	11,34,379.00
147	Do. Stage IV ...	11,25,878.45
148	Do. Stage V ...	10,52,561.91
149	Reconstruction & increasing the carriageway at Kanjur Village Road ...	1,06,884.62
150	Const. of approach road to Datar Colony from Rly. Station including S. W. Drains on side ...	1,24,857.00
151	Widening of Vehar Saki Road from Sakinaka to Vehar Lake ...	4,07,883.00
152	Tank Road, Bhandup ...	1,11,830.00
153	Gandevi Road, Bhandup ...	1,06,580.00
154	S. W. drain at Mulund Stg. II ...	11,47,368.00
155	Kersabaug Nalla at Mulund ...	1,05,000.00
156	Mulund Truck Terminus ...	2,69,537.00
157	S. W. Drain in Municipal Colony at Vikhroli ...	71,378.00
'P & R' WARDS		
158	Const. of subway at Malad ...	3,78,864.00
159	Const. of Gorai Manori Road, etc. ...	2,09,229.00
160	Widening of M. G. Road from G. B. Rd. to Charcop Rd., Kandivali ...	2,23,565.00
161	Widening of M. G. Road, at Goregaon ...	3,03,147.00
162	Improving and widening of G. B. Road, from Borivali Rly. crossing to Dahisar ...	2,30,414.00

APPENDIX VI.—(SUBURBS)

Statement showing the names of Private Streets in respect of which action for their improvement was taken under Section 305 of the Bombay Municipal Corporation Act during the year 1964-65.

'H, K, L & M' WARDS

NIL

'N' WARD

Road from Vikhroli Station to the Vikhroli Village has been declared public under Section 306 of the Bombay Municipal Corporation Act, but the road has not come into Municipal possession yet.

APPENDIX VII (SUBURBS)

Statement showing the works carried out under the Village Amenities Fund during 1964-65:—

Serial No.	Name of the Work	Estimated Cost.
"H" Ward		Rs.
1	Proposed footpath along Pipe Line at Vakola, Santacruz (East)	3,406.00
2	Asphalting passage at Danda Village between premises No. 289 and 299	789.00
3	Providing Hume pipes along and asphalting passages at Vakola Village Road	7,176.00
4	Consolidating and asphalting at Manipada Village	10,393.00
5	Asphalting a passage at Danda Village opposite premises No. 283	788.00
6	Providing asphalt road behind 476 D' Monte Street, Bandra	1,877.00
"K" Ward		
1	Providing C. C. passage in Madh Village	14,527.00
2	Providing C. C. passage in Juhu Goathan No. 3	2,800.00
3	Providing 18" H. P. drain at Tere Gully, Versova	13,203.00
4	Widening of road at Marol Village at Bus Terminus	3,811.00
"N" Ward		
1	Providing drains in Vikhroli Village	10,731.00

APPENDIX VIII (SUBURBS AND EXTENDED SUBURBS)

Statement showing the No. of tenements constructed during the year 1964-65:—

Ward	No. of 1 room tenements	No. of 2 room tenements	No. of 3 room tenements	No. of larger tenements known as flats	Total
H	207	619	403	561	1,790
K	109	155	211	263	738
L	390	555	126	192	1,263
M	1,140	462	371	1,200	3,173
N	1,020	1,140	334	1,836	4,330
P & R	285	390	163	162	1,000
T	932	736	309	1,032	3,009
Total	4,083	4,057	1,917	5,246	15,303

APPENDIX IX (SUBURBS AND EXTENDED SUBURBS)

Statement showing the lengths of different categories of Sewers laid during the year 1964-65 & prior.

Area and Period.	Length & size of Sewers laid.				
	6"	9"	12"	15"	18"
Drainage District No. I, II and III only upto 31-3-1964	29,095	3,42,762	90,263	23,944	36,044
Drainage District No. I, II and III and for 'F' Budget from 1-4-1964 to 31-3-1965		6,308	15,960	1,900	13,045
Grand Total	29,095	3,49,070	1,06,223	25,844	49,089

LENGTH AND SIZE OF THE SEWERS LAID.

21"	24"	27"	30"	33"	36"	39"	42"	48"	72"
5,807	26,074	1,019	8,002	3,175	2,862	760	9,002	27,300	...
308	4,250	1,982	4,875	...	7,804	258	2,000
6,115	30,324	3,001	12,877	3,175	10,666	760	9,002	27,558	2,000

APPENDIX X (EXTENDED)

Statement showing the water-bound roads asphalted during the year 1964-65:—

Serial No.	Name of the Road	Length in feet	Cost Rs.
1	Gaothan Road, Mulund	700	15,500
2	Road leading to Vithalbhai Patel Road, Mulund	625	1,500
3	Bhawanishankar Vora Road, Borivli	570	12,000
4	Dharamdas Road, Borivli	4,200	3,881
5	Kulup Wadi Road, Borivli	8,500	14,329
6	Bhat Lane, Kandivli	770	8,353
7	Siddharth Nagar Road, No. 9, Goregaon	456	12,381

APPENDIX XI (EXTENDED SUBURBS)

Works completed under the Loan Works Programme 1964-65:—

Serial No.	Name of the work	Length in feet	Cost Rs.
1	Improving surface of Chakravati Ashok Road, Kandivli	2,300	14,390
2	Improving surface of Gamdevi Road, Kandivli	7,750	5,225
3	Improving road surface of Kasturba Road No. 10, Borivli	3,500	1,985
4	Improving road surface of Vallabhbbhai Patel Road, Kandivli	16,100	14,298
5	Improving road surface of Umed Ashram, Borivli	5,300	7,573
6	Improving road surface of Gogte Wadi Road, Georegaon	400	3,681
7	Improving road surface of C. O. D. Road, Malad	1,218	9,056
8	Improving road surface of Sainath Road, Malad	967	8,617
9	Improving road surface of Mamlatdar Wadi Cross Road No. 1	600	5,728
10	Improving road surface of Nevatia Road, Malad	1,055	6,137
11	Improving road surface of Bhandarwada Road, Malad	650	4,950
12	Improving road surface of School Road, Malad	350	3,832
13	Improving road surface of Library Garden Road No. 1, Malad	916	6,102

APPENDIX XII (EXTENDED SUBURBS)

Statement showing the works carried out during the year 1964-65 under the Revenue Budget:—

Serial No.	Name of the Road	Length in feet.	Cost. Rs.
1	Constructing and improving surface of Road No. 1, Jai Prakash Nagar, Goregaon	900	3,282
2	Construction of Cross Road, Somwari Bazar, Malad (West)	600	2,214
3	Widening of Mahadeobhai Desai Road, Kandivli (East)	10,000	8,242

APPENDIX XIII.—(EXTENDED SUBURBS)

Statement of Private Roads which are in public use uninterruptedly for more than 10 years and in respect of which Notices under Section 305 of the B. M. C. Act are issued and no objections have been received within the stipulated period.

- (1) Road No. 3, Main Road in Liberty Gardens, Scheme No. I, Malad.
- (2) Extension of Mamlatdar Wadi Road upto Morani Factory in Liberty Garden Scheme No. II, Malad.
- (3) Pushpa Park, Daftary Road Extension, Malad.
- (4) Daruwala Compound Road (Main Road), Malad.
- (5) Nivetia Cross Road leading to the foot of hills, Malad.
- (6) Road joining Jai Prakash Nagar Road No. 2 and Sonawalla Road, Goregaon.
- (7) Road starting from Pilot Engineering and meeting road joining Jai Prakash Nagar No. 2 and Sonawalla Road, Goregaon.
- (8) Main Road in Bhadrnagar, Malad.
- (9) Khoti Well Road, Malad, (Objections raised, but parties have not turned up to office to produce documentary evidence).
- (10) Road leading to School off Quarry Road.
- (11) Extension of Ram Mandir Road, Goregaon.
- (12) Main Road in Pandurang Wadi, Goregaon.
- (13) Jawahar Nagar Road No. 6, Goregaon.
- (14) Jawahar Nagar Road No. 7, Goregaon.
- (15) Jawahar Nagar Road No. 8, Goregaon.
- (16) Jawahar Nagar Road No. 9, Goregaon.
- (17) Jawahar Nagar Road No. 13, Goregaon.
- (18) Jawahar Nagar Road No. 14, Goregaon.
- (19) Jawahar Nagar Road No. 15, Goregaon.
- (20) Tank Colony Cross Road, Orlem, Malad.
- (21) Narayandas Joshi Cross Road No. 1, Kandivli.
- (22) Narayandas Joshi Cross Road No. 2, Kandivli.
- (23) Khajuria Tank Road, Kandivli.
- (24) Cross Road off Akurli Road leading to Vaishnav Nivas, Kandivli.
- (25) Cross Road Off M. G. Road leading to tank on south of Mathuradas Road, Kandivli.
- (26) Extension of Dattapada Road upto Express Highway, Borivli.

As per policy approved by the Corporation under C. R. No. 1297 of 10-1-1964, the following roads have been declared as Public Streets under Section 63/k/306 of the B. M. C. Act as they were being used by the public uninterruptedly for over ten years :— 'T' Ward; Bhandup Section, (1) Gamdevi Road, (2) Quarry Road, (3) Bhattipada X-Road, (4) Jaymes Beechey Road, (5) Tank Road and (6) Road leading to Utter Bharatya Hindi School.

APPENDIX XIV.—(EXTENDED SUBURBS)

No works were carried out of Village Amenities Fund.

APPENDIX XV.

Construction of Public Sanitary Conveniences in Extended Suburbs :—

(P, R and T-Wards)

Serial No.	Name of the Work	Estimated Cost.	Present position
1	Public Sanitary Convenience at Manori	10,000	Completed.
2	Do. Kandarpada, Borivli	17,820	Completed.
3	Construction of 10-seated A. P. block at Bhattipada, Bhandup	19,578	Completed.
4	Construction of 3 seated urinal block at Dockyard Colony, Bhandup	5,100	Completed.

APPENDIX XVI.—(EXTENDED SUBURBS)

Setback Lands added to the Roads

The total area of setback lands added to the following roads during the year was 65,942.21 Sq. yards and the total compensation settled therefor amounted to Rs. 2,56,856.29.

- (1) Swami Vivekananda Road
- (2) Sonawalla Road, Goregaon
- (3) Mamlatdarwadi Road, Malad
- (4) Dattapada Road, Borivli
- (5) Mahatma Gandhi Road, Mulund
- (6) Jawaharlal Nehru Road, Mulund.
- (7) Sewaram Lalwani Road, Mulund.
- (8) Ganesh Gawde Road, Mulund.
- (9) Bombay-Agra Road, Bhandup.
- (10) Bhandup Station Road, Bhandup.

Administrative Officer Estates Department

I.—ACQUISITION OF LANDS

(A) IMPROVEMENT TRUST SECTION

1. *Scheme 52, Worli Village*—There was no progress in respect of these cases during the year under report.

(B) MUNICIPAL SECTION

(Within City Limits)

Possession of 9 properties was obtained through acquisition proceedings and the proceedings in respect of 78 properties are in progress. Approval of the Corporation is awaited in respect of 27 properties.

(C) SUBURBAN SECTION

No. of cases in which possession was obtained under the provisions of the Land Acquisition Act	8
No. of cases in which possession obtained through private negotiations	4
No. of cases in which lands have been notified under Section 6 of the Land Acquisition Act	15
No. of cases wherein notification under Section 6 of the Land Acquisition Act not issued though already notified under Section 4 during 1962-63 and 1963-64	12
No. of cases in which notification under Section 4 of the Land Acquisition Act issued	10
No. of cases in which notification under Section 4 of the Land Acquisition Act not issued and the cases forwarded to the Commissioner, Bombay Division for acquisition purposes	23
No. of proposals approved by the Improvements Committee and the Corporation for acquisitions	12
No. of proposals under consideration of the Improvements Committee and the Corporation	8
No. of cases in which Awards were made by the Special Land Acquisition Officer	8
No. of cases in which possession of the land belonging to Government and Maharashtra Housing Board was taken over	3
No. of cases in which Government land to be transferred to the Bombay Municipal Corporation for various Municipal purposes	60
No. of cases in which land belonging to Maharashtra Housing Board requested to be transferred to the Bombay Municipal Corporation for various Municipal purposes	10
No. of set-back cases in which land values were fixed for the payment of compensation of the land acquired for widening of various roads and lanes	160

II.—PROGRESS OF DEVELOPMENT SCHEMES

Existing Schemes

Scheme 52, Worli Estate.—The work of closing open channels drain is still in progress.

Corporation's sanction to the layout of the entire project of the neighbourhood unit area will be obtained after the scheme is completed by the Government.

III.—SPECIAL ROAD SCHEMES

1. *Development of Golanji Hill Estate*.—Layout for the development of the scheme is still under consideration.

2. *Construction of a road on Tulsi Pipe Line land between Haines Road and Mahim Creek*—Covering of portion of open channel drain in Tulsi Pipe Line Road between Elphinstone Road and Pethwalla Road is still in progress.

IV.—CHANGES IN LAYOUT

There were no changes in the *Ex-Trust Estates*.

V.—REVIEW OF THE EX-TRUST AND MUNICIPAL SECTION

A.—Ex. Trust Section

There were no changes in Schedules X, Y and Z lands. The changes effected in the other *Ex-Trust Estates* are shown in Appendix I.

The undeveloped land at present with the Corporation is approximately 494 acres which covers the land at Dharavi Scheme 56.

B.—Municipal Section

Thirteen Plots in Municipal Scheme have been disposed of in the year 1964-65. The area of the plots is 30015.82 sq. yds. and the value is Rs. 12,71,631.

The statement below indicates the progress of the disposal of the Municipal land during the previous 3 years.

Year	No. of Plots	Area in sq. yds.	Capital value
1961-62	1	700	Rs. 17,500
1962-63	1	2,144	1,39,360
1963-64	3	6,350	12,25,000

The total area available for disposal in Municipal laid out Scheme as on 1st April 1965 is about 3806 sq. yds. but the same is required for Municipal purposes, and, therefore, area available for disposal is nil.

VI.—SLUM CLEARANCE

568 Tenements were constructed at Rawli Camp, Sion, Kamathipura, and Bandra during the year under report.

VII.—DISHOUSING AND RE-HOUSING

New residential accommodation made available by the lessees of the Ex-Trust Estate during the year was 271 tenements. The total number of tenements provided upto date in all the Trust Estates including those erected by the Development Department and the Several Mill Cos. exceeded the total number of tenements demolished by 43,695.

VIII.—NEW HOUSING SCHEMES

1. The following new tenements were completed during the year under report:—

- (1) 224 Tenements at Rawli Camp.
- (2) 22 Tenements at Kamathipura.
- (3) 26 Tenements at Kamathipura.
- (4) 24 Tenements at Sion Village.
- (5) 272 Tenements at Kherwadi Bandra.
- (6) 2 Flour Mills at Ghatkoper.

2. New residential accommodation made available in the houses erected by lessees during the year comprised 271 tenements.

3. *Housing of Squatters*—The number of squatter families residing at Mankhurd and Jogeshwari colonies was 2,300 and 1,904 respectively as against 2,358 and 1,970 in the previous year.

The recoveries of rent in both the colonies were Rs. 11,384 and Rs. 38,078 against the demand including the arrears of Rs. 9,36,017 and Rs. 3,79,456 respectively.

The recoveries of rents of the dormitory at Palton Road amounted to Rs. 49,239 during the year.

IX.—DISPOSAL OF LANDS

(1) Long Leases

The number of Plots let during the year was Sixteen. The total area of the land thus disposed of admeasures 31,399.82 sq. yds. valued at Rs. 13,33,181. The total number of Plots disposed of upto the end of 1964-65 was 4326 with an area of 61,29,930.82 sq. yds. and valued at Rs. 13,06,20,398 yielding an annual rent of Rs. 46,37,870. In respect of Plots for which premium or commutation amounts had not been received, the rate at which ground rent was commuted was 22½ years' purchase of Plots let before 23rd November 1920 and 18 years' purchase thereafter upto May 1948 from May 1948 the ground rent for the Plots was charged at 5 per cent. per annum (instead of 6 per cent. per annum charged since 1920) on the value of land and the amount of commutation was fixed at 21 times the annual ground rent (*vide* C. R. No. 157, dated the 6th May 1948).

Where the period of commutation expired the Lessees were allowed to commute at the rate of 28 times the annual ground rent reserved (*vide* C. R. No. 1031, dated the 11th February 1943) but commutation now is being discouraged. Now the rate of ground rent is charged at 7 per cent. (*vide* C. R. No. 557, dated the 20th September 1962) from 1st July 1962 but commutation is stopped.

The progress in the disposal of Trust lands on permanent basis during the year is shown in Appendix

2.

The details of lease in Sion Matunga etc. are shown in Appendix 3.

The amount received by way of commutation of ground rent and premium etc. during the year was Rs. 5,96,586.

The amount received by way of commutation of ground rent and premium since the amalgamation of the Improvement Trust with the Municipality are shown in Appendix No. 10.

A comparative statement showing the number of permanent tenancies with the demand and collection as on 31st March of the past four years is given in Appendix 4.

The percentage of 24.45 of arrears could be attributed mostly to the usual tendency on the part of the new building tenants to withhold payment of ground rent to the extent to cash security deposited by them with a view to getting the same adjusted towards the ground rent. The main items of arrears can be classified as under:—

(1) Ground rents with held by lessees to the extent of their security deposits	Rs. 1,48,286
(2) Ground rents in respect of plots occupied by Government of Maharashtra and Defence Department	1,04,764
(3) Ground rent in respect of properties vested in the Deputy Custodian of Evacuee Property	42,012
(4) Ground rent in respect of plots against which disputes have been raised and their cases are under consideration	1,84,985
(5) Ground rent due from Western and Central Railways	35,259
(6) Ground rent due from Municipal Departments	8,538
Total	5,23,844

(2) Short Leases

One temporary lease was granted during the year under report.

The number of vacant land tenancies of both *Ex-Trust* and Municipal Estates was 4,344 at the close of the year. The demand for vacant land tenancies in *Ex-Trust* Estate for the year under report was Rs. 6,62,647 and the recovery was Rs. 5,49,149 inclusive of arrears.

The Collector of Bombay requisitioned large areas of land vacated by the Defence Department in Scheme 6, Sion, Scheme 52 and 58 Worli for Housing Commissioner and the Commissioner of Police. Out of the rent charged for 21 plots in Scheme 52 in charge of the Commissioner of Police arrears amounting to Rs. 10,88,965.65 in respect of 20 plots for the period dated the 6th September 1949 to 31st March 1963 was received after the close of the year under report. Compensation in respect of one plot in charge of Housing Commissioner and 4 plots in charge of the Superintendent of Arthur Road Prison in Scheme 52, Worli has been settled by the Collector of Bombay at the fag end of the official year 1964-65.

X.—MANAGEMENT OF PROPERTY AND COLLECTION OF REVENUE.

A.—Trust Section.

(a) *Chawls Permanent*.—The gross demand of tenements in the chawls for the year was Rs. 21,92,08 on 31st March 1965 against Rs. 21,17,405 at the end of the previous year.

The concessional rent includes the rents of rooms let out to the peons of the different departments in lieu of house rent allowance and rent free quarters allowed to 193 sweepers of this department.

The collection on account of rents from the permanent chawls during the year amount to Rs. 19,62,831. Deducting therefrom the charges on account of outgoings amounting to Rs. 17,01,186 net income comes to Rs. 2,61,645.

The capital expenditure incurred on the chawls including the value of the land is Rs. 246 lakhs. The Corporation have to pay interest and sinking fund charges at the rate of 4.61 per cent. per annum on the capital expenditure prior to 1919-20 and 6.35 per cent. per annum on the capital expenditure incurred in subsequent years, and 4.24 per cent. in respect of those constructed after 1950. This amounts to Rs. 12.96 lakhs per annum (*vide* Appendix 12). After deducting the amount of net income from the amount of interest and sinking fund charges the accounts for the chawls show a loss of about Rs. 10,13,348.

(b) *Semi Permanent Sheds*.—The gross demand in respect of 7,217 rooms in the semi-permanent sheds including Labour Camps for the year was Rs. 16,79,340. The net demand after excluding the concessional rent and vacancies was Rs. 16,66,714. The revenue actually collected came to Rs. 11,20,344 which was equivalent to 49.36 per cent. of the total recoverable rent including arrears of Rs. 6,03,140 for the previous year.

General remarks in chawls and semi-permanent sheds. The average population in these chawls during the year 1964-65 was 1,06,758 against 1,03,264 in 1963-64 and 1,01,821 in 1962-63 respectively while the corresponding figure for semi-permanent sheds including the labour camp were 70,954 and 67,815 and 63,997 respectively.

Persuant to the Standing Committee Resolution No. 80, dated the 15th April 1946, 193 scavengers out of 570 belonging to the Department were allowed rent free occupations and the remaining members were in receipt of house rent allowance.

The percentage of outgoings in respect of the chawls and semi-permanent sheds are shown in Appendix 5 on the basis of annual rental of Rs. 21,38,175 for chawls and Rs. 16,66,714 for semi-permanent sheds total outgoing being 86.67 per cent. and 51.43 per cent. respectively.

Amounts transferred to Rent Equalisation Fund and Amenity Fund were Rs. 1,78,174 and Rs. 59,391 respectively. The difference between the standard rents worked out on 5 per cent. of the cost of land and 10 per cent. on the cost of construction of post-war residential tenements and the subsidised rents actually charged are to be met from the Rent Equalisation Fund.

Revenue collected from tenements constructed from slum clearance was Rs. 11,22,336 against the demand of Rs. 12,10,743 inclusive of arrears. The tenements constructed under slum clearance (City and Suburbs) are shown in Appendix No. 14.

Acquired Premises.—At the commencement of the year there were 477 acquired or surrendered buildings in charge of this department containing 4,929 tenancies. At the close of the year there were 5,612 tenements in 481 buildings.

The gross demand of 5,612 tenements in the acquired and re-entered buildings was Rs. 10,58,601. After excluding the amount for concessions in rent and vacancies the net demand for the year was Rs. 10,47,985.

The revenue actually collected amounted to Rs. 9,80,386 which was equal to 68.53 per cent. of the total recoverable amount including arrears of Rs. 3,82,544 for the previous year.

Summary of Revenue.—The total collection of revenue from permanent leases, short leases, monthly tenancies and Slum Clearance properties can be seen from Appendix No. 6 and Appendix No. 6A.

Requisitioned Buildings.—The management and collection of rents in respect of 17 properties having 408 tenancies requisitioned from private landlords for A. R. P. purposes were continued to be looked after by this department. The demand in respect of these tenancies for the year was Rs. 70,269 and the recovery was Rs. 58,106 which was equal to 50.64 per cent. of the total recoverable amount including arrears of Rs. 44,477.

During the year under review the demand and recovery of taxes aggregated to Rs. 1,00,606 and Rs. 62,590 respectively. The arrears due for collection at the close of the year stand at Rs. 7,80,278.

B.—Municipal Section

Temporary Leases

Details of the total collection of revenue in respect of Municipal properties under Budget A are shown in Appendix No. 7.

Tenements constructed under Budget A for Municipal General staff are shown in Appendix No. 9.

GENERAL

1. Checking encroachments etc. on the compulsory open space. In about 127 cases the lessees of the plots in Trust Estates were found to have made encroachments on compulsory open spaces and had allowed change of user in their properties. In all such cases, actions to remedy such irregularities were in progress and in few cases where they were considered to be technical in nature they were got regularised by recovery of extra premium or ground rent.

2. *Plots unbuilt upon.*—At the end of the year about 44 plots, the possession of which was already given to the parties were lying vacant as they could not start construction work on account of scarcity of building materials and their prohibitive prices. There were also about 331 plots measuring 313,136 sq. yds. agreed to be leased but possession of which could not be handed over to the building tenants either on account of temporary lettings standing thereon or due to want of proper access for drainage arrangements. The annual ground rent of them would amount to Rs. 8,37,492.

3. The Corporation decided to permit the area under st. lts free of extra ground rent for parking purposes and not to count the said area in the F. S. I. nor is it to be treated as a floor under lease (*vide* C. R. No. 672 dated the 24th August 1964).

4. Taking into consideration the present shortage of cement, iron etc., the Corporation has extended the period to two years whenever it was stipulated that work should be completed within a period of one year (*vide* C. R. No. 177, dated the 12th May 1964).

5. On legal advice the Corporation have revised its policy and decided not to demand any share in the consideration at the time of permitting transfers of municipal plots. However, the transfer fee has been raised from Rs. 25 to Rs. 150. If a plot is transferred without a document by surrender method, the transfer fee has been fixed at Rs. 1,000.

6. The Corporation by their Resolution No. 1071, dated the 10th December 1964 have permitted the permissible floor area under lease to be spread over on any number of floors permitted even in excess of Index under Development Plan and that too free of extra ground rent.

7. The Corporation by their Resolution No. 1441, dated the 22nd February 1965 have fixed a scale for charging extra ground rent for change of users encroachments, rewas projections or additional floor over factory estatewise for all the three users *viz.*, residence, business and industries.

8. Though commutation of extra ground rent is discouraged by the Corporation the Improvements Committee has been pleased to permit commutation of extra ground rent for motor garages only by their Resolution No. 888, dated the 14th January 1964.

M. S. DIKSHIT,
A. O. (Estates).

APPENDIX No. 1

Statement showing the total areas of developed and Undeveloped lands in the Ex-Trust Estates

	Change in	As at the beginning of 1964-65 Square yds. in thousands	As at the end of 1964-65 square yds. in thousand
DEVELOPED LAND			
Area permanently leased	...	5904.6	5,905.9
Area of Trust Chawls Sites	...	190	190
Area Sold	...	009	009
Area reserved for a Municipal Market	...	002	002
Area yet to be permanently leased	...	61.4	60.1
	Total	6,167	6,167
Rent of permanently leased area (in rupees in thousands)	...	4,497.2	4,501.5
UNDEVELOPED LAND			
Area of land	...	2,392	2,392
Cost of its acquisition (in rupees in thousands)	...	8,611	8,611

APPENDIX No. 2

Statement showing the disposal of Ex-Trust Lands during 1964-65.

Particulars	No. of plots	Area in sq. yds.	Capital value	Annual rent
Plots leased on—				
I Rental basis	3	1,384	61,550	4,310
II Premium basis
Total plots disposed of	3	1,384	61,550	4,310
Plots disposed of in 1964-65 or earlier but surrendered to the Municipality				
Corresponding figures for—				
1963-64	1	1,360
1962-63
1961-62	10	42,374	12,30,935	61,547

APPENDIX No. 3

Number of plots disposed of in the different Ex-Trust Estates, during 1964-65

Estate	No. of Plots	Area in sq. yds.	Capital value	Annual rent	Premium received or receivable
(1) Scheme 52, Worli Estate, Worli Koliwada Road Plot No. 307.	1	1270	44,450	3,112	Rs. ...
(2) Scheme 11, Agripada West Estate, Plot No. 2, Additional land forming passage at same plot.	1	89	13,350	935	...
(3) Scheme 6, Sion Matunga (East) Estate Plot No. 209—Additional area to be added to same plot.	1	25	3,750	263	...
Total No. of plots	3	1,384	61,550	4,310	...

APPENDIX No. 4

Comparative statement of demand, Collection etc. in respect of permanently leased plots.

Particulars.	1962	1963	1964	1965
(1) Number of Tenancies	3,552	3,575	3,615	3,634
(2) Opening balance of arrears in lacs of rupees ...	11.69	9.38	9.23	10.77
(3) Demand for the year in Lacs of rupees	38.03	37.00	37.92	38.29
(4) Total demand including arrears in lacs of rupees ...	49.72	46.38	47.15	49.06
(5) Amount collected in lacs of rupees	39.29	37.90	37.84	37.72
(6) Percentage of collection to the demand including arrears	79.00	81.71	80.25	76.88
(7) Percentage of collection to the demand for the year ...	103.32	102.43	99.79	98.51
(8) Percentage of arrears to amount for collection ...	21.92	18.28	19.74	24.45

APPENDIX No. 5

Statement of percentages of outgoings in respect of chawls and S. P. Sheds

Particulars	Permanent chawls		Permanent ground floor rooms & S. P. Sheds	
	1963-64	1964-65	1963-64	1964-65
Sanitary Staff	12.21	12.70	18.81	9.83
Pumpmen	0.20	0.22
Cost of Management & Establishment ...	7.50	7.50	7.50	7.50
Municipal Rates and Taxes	30.77	24.46	31.70	23.76
Repairs and Maintenance including lighting ...	39.84	41.79	22.56	20.34
Vacancies
Total ...	90.52	86.67	80.57	51.43

APPENDIX No. 6

Summary of Revenue of 'B' Budget properties for 1964-65.

Particulars	COLLECTION OF REVENUE		
	Permanent	Temporary	Total
	Rs.	Rs.	Rs.
Demand for the year	38,29,633	57,15,887	95,45,520
Arrears	10,77,648	49,42,459	60,20,107
Total ...	49,07,281	1,05,58,346	1,55,65,627
Amount collected	37,71,845	47,11,142	84,82,987
Variations in demand for the previous year carried during the year. ...	+ 74,369 - 10,103	+1,88,354 - 26,067	+2,62,723 - 36,170
Arrears as on 1st April 1965	11,99,702	61,09,449	73,09,151
Arrears as on 1st April 1964	10,77,648	49,42,459	60,20,107
Arrears as on 1st April 1963	9,03,952	45,71,593	54,75,545

Note: Figures in appendix No. 6 are subject to reconciliation.

APPENDIX No. 6A

Summary of revenue of 'B' Budget properties under Slum Clearance, for 1964-65.

Particulars	COLLECTION OF REVENUE		
	City	Suburbs	Total
	Rs.	Rs.	Rs.
Demand for the year	10,19,363	1,91,380	12,10,743
Arrears	2,32,776	29,001	2,61,777
Total	12,52,139	2,20,381	14,72,520
Amount collected	10,37,803	84,533	11,22,336
Variation in demand for the previous year carried out during the year	+ 236	+ 25,673	+ 25,909
		- 1,090	- 1,090
Arrears as on 1st April 1965	2,14,572	1,60,431	3,75,003
Arrears as on 1st April 1964	2,32,776	29,001	2,61,777
Arrears as on 1st April 1963	2,03,492	10,425	2,13,917

Note:—Figures in Appendix No. 6A are subject to reconciliation.

APPENDIX No. 7

Summary of Revenue of 'A' Budget properties for 1964-65:—

Particulars	Collection of Revenue		
	Permanent	Temporary	Total
	Rs.	Rs.	Rs.
Demand for the year	1,45,669	12,50,082	13,95,751
Arrears	61,642	8,23,982	8,85,624
Total	2,07,311	20,74,064	22,81,375
Amount collected	1,30,802	9,78,684	11,09,486
Variation in demand for the previous year carried during the year	+ 3,983	+ 349	+ 4,332
	- 1	- 77	- 78
Arrears as on 1st April 1965	80,491	10,95,652	11,76,143
Arrears as on 1st April 1964	61,642	8,23,982	8,85,624
Arrears as on 1st April 1963	45,100	4,85,279	5,30,379

Note.—Figures in appendix No. 7 are subject to reconciliation.

APPENDIX No. 8

Statement of Permissions granted in respect of leased plots for 1964-65:—

Description	No. of Proposals	Premium	Ground Rent
		Rs.	Rs.
Motor Garages	47	9,208.75	4,772
Additional Floors	98	719.25	+ 59,678
Change of Users	41	1,070.00	37,428
Miscellaneous proposals such as encroachments, sitting out places, Basement floors, Canopies, temporary structures, Gallery projections, Rewas projections, opla projections, lofts etc. etc.	127	52,517.82	1,05,778

APPENDIX No. 9

Statement of Tenements Constructed from Budget 'A' for Municipal General Staff —

Serial No.	Locality	Year of Construction	No. of Structures	No. of Tenements	Subsidised Rent		Standard Rent
					Maximum	Minimum	
					Rs.	Rs.	Rs.
	MUMBAI CITY						
					(Subsidised rent at Rs. 12 per 100 sq. feet.)		
1	Gilder Lane Tenements Bombay Central.	1958	4	144 (64)* (80)	54.79 38.24	38.53 27.24	93.59 65.30
2	Elphinstone Road Tenements, Parel	1958	3	72	26.70	19.51	41.68
3	Surya Cinema Tenements. Nalgaum	1958	2	48	26.70	19.51	41.78
4	Chinchpokli Tenements ... Arthur Road	1959	2	32	33.09 31.01 34.89 32.83 36.21 37.96	26.70	53.50
5	Maratha Hospital Com- pound, Byculla.	1959	4	64	38.98 42.06 67.92	26.70	64.88 70.00 112.63
6	Worli Tenements ... Dr. Annie Beasant Road	1961	7	112	33.57 32.94 35.29 34.67	...	69.67 66.10 71.19 70.00
7	Maratha Hospital Com- pound, Byculla Suburbs	1962	2	16 8 †	...	26.70	...
8	Khar Tenements Hasanabad Lane	1961	5	60	40.34 41.07	26.70	67.31 73.78

* Three room tenements. Rest are two room tenements.

† Four room tenements.

APPENDIX No. 10 Capital Account. Figures in Lakhs.

Particulars	1961-62		1962-63		1963-64		1964-65	
	In the year	To end of the year	In the year	To end of the year	In the year	To end of the year	In the year	To end of the year
RECEIPTS								
Loan	50.00	1953.56	100	2,053.56	50.00	2103.56	...	2,103.56
Discount or Premium	...	-15.01	...	-15.01	...	-15.01	...	-15.01
Sale Proceeds	13.10	768.12	8.84	776.96	8.39	785.35	6.81	791.53
Appropriation from General Account	+7.30	-198.49	+ 1.18	-197.31	-18.58	-215.89	-3.89	-219.78
Special contribution from Government	...	59.00	...	59.00	...	59.00	...	59.00
Release of Debentures lodged with Govt.	...	42.60	...	42.60	...	42.60	...	42.60
Extraordinary receipts	...	25.10	...	25.10	...	25.10	...	25.10
Miscellaneous
Total	70.40	2634.88	110.02	2,744.90	39.81	2784.71	2.29	2,787.00
EXPENDITURE								
I.—On Govt. and Municipal Property								
Schedule 'W'	...	13.50	...	13.50	...	13.50	...	13.50
Do. 'X'	...	16.20	...	16.20	...	16.20	...	16.20
Do. 'Y'	...	4.70	...	4.70	...	4.70	...	4.70
Police Accommodation Schemes	...	91.60	...	91.60	...	91.60	...	91.60
Total	...	126.00	...	126.00	...	126.00	...	126.00
II.—On the Trust own acquired lands—								
Cost of Management and Estab.	6.42	235.72	5.78	241.50	4.84	246.34	6.10	252.44
Acquisition of land	15.59	1048.56	4.95	1,053.51	-8.84	1044.67	0.38	1,045.05
Chawls	46.98	315.26	40.12	355.38	12.95	368.33	27.40	395.73
Roads	7.82	567.39	19.43	586.82	28.00	614.82	29.09	643.91
Other works	1.05	82.36	2.20	84.56	2.45	87.01	2.25	89.26
Mill companies chawls	...	7.70	...	7.70	...	7.70	...	7.70
Total	77.86	2256.99	72.48	2,329.47	39.40	2368.87	65.22	2,434.09
III.—Miscellaneous—								
Office Buildings	...	4.50	...	4.50	...	4.50	...	4.50
Other items	...	12.30	...	12.30	...	12.30	...	12.30
Total	...	16.80	...	16.80	...	16.80	...	16.80
IV.—Disposal of Profits
V.—Debentures lodged with Govt.	...	42.60	...	42.60	...	42.60	...	42.60
VI.—Repayment of Loan	...	144.37	...	144.37	...	144.37	...	144.37
Total	77.86	2586.76	72.48	2,659.24	39.40	2698.64	65.22	2,763.86
Balance	-7.46	48.12	37.54	85.66	0.41	86.07	-62.93	23.14

APPENDIX No. 11

Analysis of General Account

(Figures in columns 2 to 12 shown in lakhs)

Year.	RECEIPTS						EXPENDITURE					Balance appropriated Capital account.	REMARKS.
	Rents.	Municipal contribution.	Share of tobacco duty.	Interest on investment.	Miscellaneous.	Total.	Maintenance.	Municipal rates and taxes.	Interest and sinking fund.	Miscellaneous.	Total.		
(1)	(2)	(3)	(3A)	(4)	(5)	(6)	(7)	(8)	(9)	(10)	(11)	(12)	(13)
	Rs.	Rs.	Rs.	Rs.	Rs.	Rs.	Rs.	Rs.	Rs.	Rs.	Rs.	Rs.	
1898-1899	1.9	1.9	1.1	0.1	1.8	
1899-1900	0.7	0.8	...	1.5	0.2	0.2	0.4	1.1	
1900-1901	0.9	4.8	...	1.6	...	7.3	0.3	0.2	2.2	...	2.7	4.6	
1901-1902	1.2	4.8	...	1.5	...	7.5	0.4	0.2	2.5	...	3.1	4.4	
1902-1903	1.4	5.0	...	3.5	...	9.9	0.4	0.2	4.1	...	4.7	5.2	
1903-1904	2.6	3.5	...	2.3	...	8.4	0.4	0.4	5.7	0.1	6.6	1.8	
1904-1905	5.8	2.0	...	2.7	...	10.5	0.7	0.9	8.1	0.1	9.8	0.7	
1905-1906	9.7	2.5	...	1.9	...	14.1	1.4	1.3	10.1	0.1	12.9	1.2	
1906-1907	8.5	3.0	...	2.1	0.1	13.7	1.9	1.1	11.2	0.1	14.3	-0.6	
1907-1908	8.1	3.6	...	2.4	0.1	14.2	2.2	1.0	12.1	0.1	15.4	-1.2	
1908-1909	9.4	4.5	...	1.2	0.1	15.2	2.5	0.8	13.0	0.1	16.4	-1.2	
1909-1910	11.4	7.8	...	1.5	0.2	20.9	*3.3	1.0	16.0	0.1	20.4	0.5	
1910-1911	14.4	8.9	...	1.5	0.1	24.9	*3.1	1.0	19.1	0.1	23.3	1.6	
1911-1912	16.6	8.6	...	2.2	0.1	27.5	*3.0	1.3	20.2	0.1	24.6	2.9	
1912-1913	18.0	9.2	...	2.0	...	29.2	*2.7	1.0	20.5	0.1	24.3	4.9	
1913-1914	20.9	9.3	...	2.5	...	32.7	*2.4	1.2	21.4	0.3	25.3	7.4	
1914-1915	23.0	9.8	...	1.5	0.1	34.4	2.7	1.5	22.4	0.3	26.9	7.5	
1915-1916	24.8	10.2	...	1.5	...	36.5	2.9	1.6	23.8	0.3	28.6	7.9	
1916-1917	27.2	11.0	...	2.5	0.1	40.8	3.1	1.7	25.8	0.2	30.8	10.0	
1917-1918	29.8	11.0	...	2.9	0.1	43.8	3.6	1.7	25.6	0.2	31.1	12.7	
1918-1919	33.2	11.5	...	2.0	0.1	46.8	3.6	2.0	25.2	0.2	31.0	15.8	
1919-1920	35.7	15.2	...	1.7	0.2	52.8	3.7	2.2	24.1	0.6	30.6	22.2	
1920-1921	37.5	15.7	...	5.4	0.5	59.1	4.0	2.4	29.4	1.0	36.8	22.3	
1921-1922	43.4	15.8	...	5.4	0.4	65.0	6.4	2.9	52.6	0.6	62.5	2.5	
1922-1923	45.0	17.9	...	4.9	0.1	67.9	7.9	3.5	64.1	-0.5	75.0	-7.1	
1923-1924	44.2	19.1	...	7.6	0.2	71.1	9.6	3.2	74.2	0.6	87.6	-16.5	
1924-1925	50.5	20.2	...	6.4	0.4	77.5	9.0	4.4	80.6	0.6	94.6	-17.1	
1925-1926	48.7	22.3	...	6.8	0.2	78.0	8.6	3.4	95.7	0.2	105.9	-27.9	
1926-1927	49.5	22.4	...	7.2	3.2	82.3	9.6	3.6	90.5	-0.3	103.4	-21.1	
1927-1928	48.5	23.1	...	6.3	2.3	80.2	11.3	3.8	90.2	...	105.3	-25.1	
1928-1929	47.6	23.0	...	3.8	1.0	75.4	10.6	2.7	90.4	...	103.7	-28.3	
1929-1930	51.0	22.9	...	2.7	0.1	76.7	10.2	2.9	89.3	...	102.4	-25.7	
1930-1931	50.2	23.1	...	2.7	0.2	76.2	10.2	3.4	92.1	...	105.7	-29.5	

Rent received in 1898-99 was mainly rent under Schedule 'Z'

*Includes interest paid to Government and the Municipality under Section 68 (1) of the old Act as shown below :-

Year.	Government. Rs.	Municipality. Rs.	Total. Rs.
1909-10	65,350	41,241	1,06,591
1910-11	46,440	37,841	84,281
1911-12	61,858	37,276	99,134
1912-13	68,194	37,431	1,05,625
1913-14	54,644	27,668	82,312
Total	2,96,486	1,81,457	4,77,943

* Includes an amount of Rs. 1 23 lakhs still to be adjusted.

1931-1932	49.3	23.5	...	1.4	0.1	74.3	10.5	3.3	4.3	...	108.1	-33.8
1932-1933	49.3	23.5	7.4	1.1	0.1	81.4	11.8	3.0	96.5	...	111.3	-29.9
1933-1934	49.2	32.9	11.4	3.9	...	97.4	7.5	4.4	98.2	...	110.1	-12.7
1934-1935	50.9	33.4	10.9	3.3	...	98.5	9.6	4.2	98.6	...	112.4	-13.9
1935-1936	50.3	33.4	9.8	2.8	0.1	96.4	9.5	3.8	102.3	20.8	136.4	-40.0
1936-1937	51.2	32.2	11.8	4.9	0.2	100.3	10.3	3.6	85.2	...	99.1	+1.2
1937-1938	50.6	34.4	12.4	4.6	0.6	102.6	10.5	3.3	83.1	...	96.9	+5.7
1938-1939	52.0	34.3	10.4	4.2	0.4	101.3	15.0	3.2	80.9	...	99.1	+2.2
1939-1940	53.5	37.1	9.9	3.4	0.4	104.3	16.1	3.4	80.2	...	99.7	+4.6
1940-1941	52.5	35.7	5.4	3.9	0.6	98.1	18.1	3.6	80.3	...	102.0	-3.9
1941-1942	52.3	36.9	10.0	4.0	0.3	103.5	14.3	3.4	80.0	...	97.7	+5.8
1942-1943	54.2	24.7	4.1	4.0	0.3	87.3	14.4	3.2	79.6	6.3	103.5	-16.2
1943-1944	54.7	26.3	10.0	4.0	0.4	95.4	15.2	3.2	79.5	...	97.9	-2.5
1944-1945	60.0	27.3	10.0	4.4	0.3	102.0	17.3	4.1	78.1	...	99.5	+2.5
1945-1946	60.3	28.4	7.5	4.3	0.5	101.0	20.0	4.4	77.6	...	102.0	-1.0
1946-1947	60.1	30.0	8.6	4.7	0.3	103.7	23.1	4.6	76.6	...	104.3	-0.6
1947-1948	67.9	30.0	9.2	5.5	0.3	112.9	24.2	4.4	77.1	...	105.7	+7.2
1948-1949	59.0	31.7	2.0	5.4	0.6	98.7	31.0	4.7	77.0	...	112.7	-14.0
1949-1950	60.7	32.9	10.0	5.9	0.7	110.2	29.8	4.7	76.3	...	110.8	-6
1950-1951	59.4	34.6	10.0	5.8	0.5	110.3	32.1	4.9	77.4	...	114.4	-4.1
1951-1952	60.8	36.3	10.0	5.8	0.6	113.5	28.5	5.9	76.5	...	110.9	+2.6
1952-1953	63.58	35.84	7.42	5.32	0.73	112.89	33.8	9.1	75.89	...	118.79	-5.9
1953-1954	68.13	36.99	10.0	5.25	0.66	121.03	37.49	7.5	76.15	...	121.14	-1.1
1954-1955	71.83	39.62	10.0	5.07	0.83	127.35	40.42	7.37	75.95	...	123.74	+3.61
1955-1956	68.61	39.89	6.38	3.78	0.64	119.30	45.86	2.45	75.62	...	123.93	-4.63
1956-1957	68.68	43.75	5.00	4.10	0.93	122.46	44.46	7.38	75.19	...	127.03	-4.57
1957-1958	67.24	44.53	14.56	4.39	0.26	130.98	40.14	7.71	76.12	...	123.97	+7.01
1958-1959	67.22	46.04	7.56	2.86	0.38	124.06	41.58	6.65	75.92	...	124.15	-0.9
1959-1960	69.78	47.44	7.64	1.95	0.70	127.51	41.31	7.85	75.82	...	124.98	+2.53
1960-1961	78.19	47.27	5.11	1.39	0.55	132.51	47.97	7.75	76.81	...	132.53	-0.02
1961-1962	78.45	54.67	5.13	3.21	0.68	142.14	45.62	7.86	81.36	...	134.84	+7.50
1962-1963	80.13	54.84	...	2.25	0.69	137.91	44.02	9.02	83.69	...	136.73	+1.18
1963-1964	84.20	56.36	...	3.76	0.59	144.91	57.04	18.47	87.98	...	163.49	-18.58
1964-1965	85.55	54.85	10.00	3.96	1.93	156.29	58.68	12.11	89.39	...	160.18	-3.89
Total to the end of 1964-1965.	2931.09	1633.29	269.06	235.59	26.77	5096.34	1089.19	253.22	3941.39	32.04	5316.20	-289.86

Particulars of Municipal (Improvements) Chawls Cost, Net Annual Returns

Serial No.	Name of the Chawl.	Year in which the site appropriated or construction of chawls	Total area of chawls sq. yds.	Rate per sq. yd. as in the year given in column 3.	Value of the site (Cols. 4 & 5)	Constructional cost of the chawls including 7½ per cent. for management and establishment	Cost of work value of the and management and establishment charges columns 6 and 7.	Interest and Sinking Fund charges on Capital outlay at 4.61 per cent. on column 8 up to 1919 and thereafter at 6.35 per cent	Gross annual rent	Annual profit or loss—i.e., 13.33 per cent of column 10-9.
(1)	2)	(3)	(4)	(5)	(6)	(7)	(8)	(9)	(10)	(11)
			Sq. Yds.	Rs.	Rs.	Rs.	Rs.	Rs.	Rs.	Rs.
1	1-4 Agripada A Chawls	1900	7,285	8	50,995	1,85,505	2,36,500	10,903	40,381	Rs. -5,528
2	5-16 Agr pada B Chawls	1903	11,925	6	71,550	5,41,639	6,13,189	28,269	99,701	-14,979
3	31-32 } 38-40 } Agripada G Chawl 45-46 }	1903	6,251	6	37,506	2,79,182	3,16,688	14,599	51,321	-7,758
4	19-24 Chandanwadi Chawls	1904	9,664	15	1,44,960	3,76,915	5,21,875	24,059	99,992	-10,731
5	25-27 } 29, 30 & 31 }	1905	13,442	13.8	1,81,467	4,98,562	6,80,029	31,349	1,07,775	-18,466
6	50 Imamwada B Chawl	1905	949	13.8	12,811	19,368	32,179	1,483		
7	33-37 Mandvi-Koliwada Chawls	1908	4,169	75	3,12,675	2,76,040	5,88,715	27,140	90,378	-15,093
8	52 Workmen's Cottages Matunga	1905	944	5	4,720	12,083	16,803	774	1,745	-542
9	17-18 Nagpada A Chawls	1903	2,569	7	17,983	82,358	1,00,341	4,676	17,897	-2,291
10	39 Nagpada A Chawl	1904	2,099	7	14,693	95,776	1,14,469	5,277	18,464	-2,916
11	28 Princess Street Chawls	1907	1,480	30	44,400	42,417	86,812	4,002	9,758	-2,702
12	42-44 } 47-49 } Suparbaug Chawls	1910	8,081	4.8	36,364	3,39,878	3,76,242	17,345	55,214	-9,985
13	52-57 Chinch Bunder Chawls	1913	8,496	26 66(d)	2,26,560(a)	3,79,622	5,06,182	27,945	79,617	-17,333
14	86-95 Cottage Blocks (old)	1920	2,780	10	27,800	36,069	63,869	4,056	4,450	-3,463
15	58-61 Clerk Road Chawls	1921	4,181	15	62,715	4,39,814	5,02,529	31,911	45,980	-25,782
16	62 Pais Street Chawls	1921	3,419	15	51,285	1,70,863	2,22,148	14,106	18,842	-11,595
17	63-66 Mominpura Chaw (Old)	1921	7,760	15	1,16,400	4,31,655	5,48,055	34,801	41,639	-29,251
18	67-72 Three room tenements, Scheme 5	1922	5,609	6	33,654	2,64,717	2,98,371	18,946	20,419	-16,225
19	73-78 Two room tenements, Scheme 6	1922	4,234	6	25,404	2,91,972	3,17,376	20,153	25,020	-16,818
20	79-85 Cottage Blocks (new)	1922	7,808	6	46,848	69,312	1,16,160	7,376	3,955	-6,849
21	Blocks 1-19 Bellasia Road Chawls	1922	35,704	19	6,78,376	25,75,065	32,53,441	2,06,594	2,27,244	-1,76,303
22	1-16 Mazgaon Chawl,	1922	29,081	10	2,90,810	21,77,079	24,67,889	1,56,711	1,69,576	-1,34,107
23	1 Mominpura Chawls (New)	1923	3,911	20	78,220	3,14,276	3,92,496	24,923	34,850	-20,275
24	1-23 Love Lane Chawls	1925	13,367	18.8	2,47,289	11,36,407	13,83,696	87,865	1,37,962	-69,475
25	1-10 Sydenham Road Chawls	1925	12,795	16	2,04,720	7,78,071	9,82,791	62,407	89,039	-50,539
26	1-2 Palton Road Chawls	1940	3,255	25	81,375	2,32,503	3,13,878	19,931	88,898	-36,105
27	3 Palton Road Chawls	1952	1,856	50	92,777	3,48,544	4,41,321	28,024		
28	A-1 Sewri Chawls	1955	6,643	25	1,66,075	5,06,514	6,72,589	28,120	56,308	-20,615
29	Naigum Chawls	1957	40,21	40	160,840	5,59,481	7,20,321	29,110	36,564	-24,247
30	Sion h Chawls	1958	1,109	40	44,360	1,40,842	1,85,202	7,997	14,396	-6,079
31	Wadala Chawls 113 Tenements	1959	3,465	40	1,38,640	6,27,259	7,65,899	32,474	61,343	-24,297
32	Wadala Chawls 272 ..	1960	12,042	40	4,81,680	15,55,841	20,37,521	86,391	1,52,333	-66,086
33	Wadala Chawls 144 ..	1961	8,091	5	4,04,550	8,92,806	12,97,356	55,008	63,534	-46,439
34	Wadala Chawls 160 ..	1961	7,430	50	3,71,500	10,13,999	13,85,499	58,745	79,240	-48,183
35	Wadala Chawls 224 ..	1961	9,372	50	4,68,600	14,87,658	19,56,258	82,945	87,360	-72,303
Total			2,65,288	...	54,30,602	1,91,84,087	2,46,14,689	12,96,415	21,31,235	-10,13,348

(a) Rs. 8-0-0 for 8 larger rooms (double rooms having partition inside A—Includes rooms rent free in li Sweepers
(b) Represents looms. B—Rooms used or Office and Stores.
(c) This figure represents the value of Rs 4) per sq. yd. of the site situated C— do temporarily occupied by Schools.
between the 25 road and the Railway and measuring 664 sq. yds. E— do. do. do. Shops.
(d) This figure is arrived at by dividing by 8,496 yds. F— do. do. do. Gymnasium
G— do. do. do. Godowns
x Ca ulated at 4.24 per cent.

APPENDIX

Statement showing dishousing and rehousing operations on the Trust

YEAR	NUMBER OF TENEMENTS DEMOLISHED UP TO THE END OF THE YEAR		NUMBER OF TENEMENTS PROVIDED UP-TO									
			MUNICIPAL BUILDINGS.					(1) IN POLICE ACCOMMODATION SCHEMES (2) IN POORER CLASSES ACCOMMODATION SCHEMES (3) BY MILL COMPANIES AND (4) IN B. D. D CHAWLS				
			One room.	Two rooms.	Larger.	Total Col. (2) to (4)	Perman-ent chawls.	S. P. Sheds.	Total Col. (6) and (7).	One room.	Two rooms.	Larger.
(1)	(2)	(3)	(4)	(5)	(6)	(7)	(8)	(9)	(10)	(11)	(12)	(13)
1898-99 } to	29,881	5,518	3,671	39,070	11,715	4,310	16,821	18,198	160	349	163	18,870
1962-63 } ...	65	65	35	+876	-80
1963-64 } ...	10	10	100	-58	-58
1964-65 }	+1,376	+1,411
						38	138					
						2	2					
Total	29,956	5,518	3,671	39,145	11,850	6,374	18,234	18,198	160	349	163	18,870

* Demolished during the year.

No. 12

Number of tenements, full letting value and permissible actual population

Percentage of net annual return 13.33 of col. (10) of capital cost (col. 8).	Total Number of rooms.	Number of floors including ground floor.	Floor area of tenements including verandah.	Rent per room as on 31-3-1962 inclusive of increase in taxes.	Economic rent Exclusive of increase in taxes.	Number of rooms living purposes.	Number of rooms let for Shops, Godowns, or Municipal purposes.	Total population	Equivalent Adults.	Maximum permissible population in adults.		Population per acre in largest groups per column No. 20
										Population per tenement.	Total population.	
(12)	(13)	(14)	(15)	(16)	(17)	(18)	(19)	(20)	(21)	(22)	(23)	(24)
2.28	312 (Verbandah)	3	Sq. ft. 175	Rs. 7 49	8 14 0	276	1-B 5-D & 30-E	2,706	2,403	5	1,375	2,527
2.17	658 288 433	4	110 142 177	10 45 6 75 7 49	7 10 0 8 1 0 8 12 0	926 414	20-E 18-E 1-F	3,399 7,570	3,030 6,900	4 5	3,708 2,065	
2.16		4		9 35								2,441
2.53	674	4	125	8 95	10 6 0	633	2-D, 9-E	4,984	3,485		2,656	
2.02	857	4	135	11 93	9-13, 10-1 10-5	846	2-B, 4-C & 5-D	5,426	4,716	4	2,380	1,816
	30	4	160	8 31 9 96 8 31	Rs. 9-13 10-1, 10-5	30
	278	4	176	9 96 10 83	17 5 0	222	30-E, 26-G	4,984	4,552	5	1,111	...
2.05	15	1	120	12 98 9 36	12 7 0	41	673	...
1.38	144	4	148	11 24 8 64	9 10 0	144	...	2,874	2,577	5	720	5,775
2.38	144	4	160	10 34 8 64	9 10 0	144	31	504	2,939
2.06	64	4	136	10 35 7 76	14 2 0	64	...	644	536	4	256	...
1.50	481	4	176	9 30 8 36 10 09	9 4 0	479	1-B, 1-F	6,118	4,860	41	2,155 1/2	...
1.96	405	2	176	10 09	13 6 0	372	33-G	3,528	2,970	31	1,131	...
1.75	14	1	275	24 10 28 88 9 62	38 0 0	5	70	...
0.93	325	4	176	10 66 12 82	13 12 0	320	4-E 1-F 3-E	7,907	6,154	5	1,600	2,005
1.22	134	4	175	9 36 11 24 4 77	15 13 0	131	...	2,018	1,664	5	655	...
1.13	246 (b) 160	4	175	11 24 4 77 46 84	13 8 0	241	6-D	4,735	4,130	5	1,200	3,220
1.01	36	4	562	72 81 29 47	Rs. 55, 60 & 65
0.91	72	3	338	30 83	Rs. 35, 33, 32
1.06	10	3	325	10 66 12 83	35
0.45	1,549	3	176	9 36 1 30 9 33	Rs. 16 5, 8-6 17 14 Rs. 15-6, 15-14	1,513	20-C 7-D & 9-E 36-C, 4-D & 2-E & 7-E	11,380	9,610	5	7,565	...
0.93	1,305	176		11 24	13 8 0	1,263	...	9,848	8,520	5	6,350	...
0.92	234					227	...	2,614	2,000	5	1,140	...
1.18	176	9 46 10 66	Rs. 15-9, 15-1, 16-9, 17-1, 17-9	792	6-D, 22-E, & 1-F	5	3,050	...
1.33	821	4	176	12 38 26 74	Rs. 15-7, 16, 16 8, 32, 33, 35	387	1-B, 1-C, 1-D & 1-E	9,840	7,161	5	1,025 1/2	3,553
1.21	391 156	4	176 180	10 38 11 09	Rs. 15-7, 16, 16 8	125	24-E 7-C	4,150	3,490	5	630	...
1.57	86	4	180	26 03 27 06 22 91	Rs. 35	76	4-E, 6-G	3,784	3,392
1.12	194	2	180	24 20 21 86 29 43	Rs. 35-10	194	...	1,338	975
0.68	120	4	190	24 20 21 86 29 43	Rs. 35-10	120
1.04	24	4	237	50 31 51 50 47 00	Rs. 49-20	24	...	654	434
1.18	112	4	273	50 31 51 50 47 00	158	79
1.00	272	4	11,012	842
0.65	144	4	2,466	2,013
0.76	160	4	...	61 00 66 50 67 50 70 00
0.54	224	4
	11,626											

* 5-B 61-C 35-D, 180-E, 4-F, 72-G

No. 13

Estates since the commencement of the Trust

THE END OF THE YEAR										NET ADDITION (+) OR REDUCTION (-)	
IN LESSEES' BUILDINGS					One room cols. 8+9+14.	Two rooms cols. 10+15.	Larger Lls. co. 11+16	Servants' quarters cols. 12+17.	Grand Total cols. 19 to 22.	In the year cols. 23-5.	To end of the year.
One room.	Two rooms	Larger.	Servants' quarter	Total cols. 14 to 17							
(14)	(15)	(16)	(17)	(18)	(19)	(20)	(21)	(22)	(23)	(24)	(25)
18,156	10,129	14,392	2,221	44,898	52,095	10,289	15,516	2,384	79,809	41,439	41,439
27	111	218	...	356	-58	111	218	...	1,709	1,644	1,644
1	44	106	...	151	-	+ 1,438
42	70	159	...	271	+44	+ 70	159	...	273	273	273
18,226	10,354	14,825	2,221	45,676	54,658	10,514	15,274	2,384	82,830	43,695	43,695

APPENDIX NO. 14

Statement of tenements constructed for Slum Clearance Scheme (City & Suburbs)

Serial No.	Locality.	Year of Construction	No. of structures	Number of Tenements		Subsidised rents Charged	Standard Rent	
				Residential	Shops Godowns		Rs.	P.
Municipal Scheme :-							Rs.	P.
1	Palton Road Chawl No. 4	1956	1	81	...	31.13	41.88	
2	Haines Road Transit Camp.	1957	18	137	...	24.48	105.85	
3	Tank Pakhadi Transit Camp	1958	27	254	...	24.48		
4	Dharavi	1959	5	120	...	27.32		
5	Shopping Block at Haines Road...	1960	1	...	4	29.51	varying from 22.57 to 73.33	
6	do. do. Milk Street...	1962	1	...	17	...	61.53	
7	Shopping Block at Tulsiwadi Body-Guard line	1963	1	...	15	...	Varying from 41.57 to 48.68.	
8	Shopping Blocks at Water St.	1963	1	...	10	...	Varying from 70 to 87.50.	
Government Aided Schemes								
1	Haines Road	1959	7	112	...	29.11	54.08	
2	Haines Road	1959	5	80	...	29.11		
3	Sukhalaji Street	1960	1	76	...	30.21	54.84	
4	Sion, Scheme 6	1960	1	40	...	29.11		
5	Body Guard Lines	1960	6	96	...	29.11	54.41	
6	Dharavi	1961	5	168	...	29.11		
7	Foras Road	1961	1	42	...	29.11		
8	Rawli Camp	1961	18	288	...	29.11		
9	Bane Compound Arthur Road	1961	6	208	...	29.11		
10	Water Street, Byculla	1961	7	112	...	29.11		
		1962	2	32	...	31.10		
11	Haines Road	1961	2	80	...	29.11		
12	Sion Scheme 6	1962	2	80	...	29.11		
13	Body Guard Lines	1962	8	128	...	29.11	52.00	
14	Bapty Road	1963	1	40	...	31.10		
15	Haines Road	1963	6	96	...	31.10		
16	Rawli Camp	1964	...	224	...	31.10	70.00 135.40	
17	Sion Village	1964	...	24	...	31.10	69.35	
18	Kamathipura	1964	...	22	...	31.10	Varying from 60.58 to 64.30	
					12		Varying from 47.63 to 104.60	
19	Do.	1964	...	26	...	31.10	Varying from 75.30 to 85.50	
					11		Varying from 35.50 to 156.00	
Suburbs.								
20	Vikhroli	1961	16	396	...	29.11	52	
21	Do.	1963	12	348	...	31.10		
22	Kherwadi Bandra	1964	...	272		

Hydraulic Engineer's Department

I.—LAKES AND TRUNK WATER MAINS

(1) During the year, supply was given from Tansa, Vaitarna, Vehar and Tulsī Lakes. Various statistics of water of lakes and details of evaporation losses are shown in Appendix I & IA. Sources of water supply conveyance; rainfall and contents.

The location of the lakes and alignment of trunk mains are shown in Appendix III.

The Tansa, Vaitarna, Vehar and Tulsī Lakes recorded a rainfall of 2841 mm. (111.02 ins.); 3221 mm. (126.76 ins.); 2052 mm. (80.78 ins.) and 3026 mm. (119.13 ins.), respectively.

The levels of Tansa, Vaitarna, Vehar and Tulsī Lakes on 1st October 1964 were—128.25 Mt. (420.78 ft.); 163.13 Mt. (535.26 ft.); 77.53 Mt. (254.40 ft.) and 139.16 Mt. (456.62 ft.), above the Town Hall Datum (T. H. D.) respectively, and the corresponding contents above the lowest outlet of the lakes were 1,77,709.57 Mega Litres (39091.76 Million Gallons); 1,80,293.00 Mega Litres, (39,660.00 Million gallons); 25,652.85 Mega Litres (5643.40 Million gallons); 10,428.00 Mega Litres (2294.00 Million gallons) respectively;

At end of monsoon the level of water in Vehar Lake was 77.54 Mt (254.40 T.H.D.) which was 3.16 Mt. (10.30 ft.) below the Full Supply Level 80.64 Mt. (264.70 ft.) T.H.D. As directed by the Government of Maharashtra, the water from this lake was not drawn.

The water from Powai Lake was used for non-potable purposes viz. irrigation and Aarey Milk Colony Stables etc.

(2) An average supply of 928.61 Mega Litres (204.23 Million gallons) per day was given to Greater Bombay during the year. Appendix IVA, IVB gives the average supply per day during the last 64 years and per Capita Supply. Appendices IV and VI give statistics of supply and quantity of water used for different purposes respectively.

II.— MAINTENANCE BRANCH, HEAD WORKS DIVISION

The following are the broad outlines of Maintenance Works at Vaitarna.

15 Nos. of Hydraulic Gates as per Appendix VI were maintained during the year.
Hydraulic Gates.

The Spillway gates functioned satisfactorily. The maximum intensity of flood handled was 37,380 Cusecs on 25-8-1964. The Lake reached full supply level 162.64 Mt. (535.00 ft.) T.H.D. on 25-7-1964, when the rainfall recorded at Vaitarna was 1497 mm. (58.93 ins.).

The Under-sluices were opened for an aggregate period of about 273.43 hours at the commencement of the monsoon and the quantity of water discharged for scouring the collected dirt and sediment was about 1,38,652 ML. (30,500 M. G.).

The Power House at Vaitarna consisting of three 100 K. W. capacity Diesel Generators and 440 volts overhead transmission lines of about 4.82 Km. (3 miles) in length were maintained to ensure independent and reliable power supply for the operation of gates, lighting, water supply, pilot filtration, gallery-pumps etc.
Diesel Power House.

The Health Resort Camp at Vaitarna, consisting of three Class I and six Class II type quarters equipped with furniture and kitchenware was continued to be patronised by the public during the year.
Health Resort.

The work of construction and asphaltting of road between Tansa and Vaitarna, was completed.
Road Construction work.

Direct supply from Vaitarna Lake to Bombay which had been started on regular basis for the first time in the middle of January 1964 was continued upto the middle of May 1964. It was again started from 12-10-1964 and continued up to the end of the period under review.
Direct supply from Vaitarna Lake City.

The Break Pressure Tower on 3000 mm. (120 ins.) main functioned satisfactorily.
Break Pressure Tower.

The 3000 mm. (120 ins.) main near Belnala was displaced for 304.80 Mt. (1000 ft.), between chainage 914.40 Mt. (3000 ft.) and 1219.20 Mt. (4000 ft.) from the Belnala End., owing to flotation resulting from a heavy down-pour in the Tansa catchment. The pipe line which had moved off laterally by 150 mm. (6") at the expansion joint was re-aligned departmentally.
Displacement of 3000 mm. (120 ins.) trunk main.

38 Nos. of Automatic shutters on the Spillway of Tansa Dam and 11 Nos. Penstocks for the outlet well on Tansa Dam were maintained and functioned satisfactorily.
Automatic Shutters on Tansa Dam.

About 16 Kilo metres (9.94 miles) of 2400 mm. (96 ins.) diam. pipe-line and trolley track between Tansa and Patthapur were maintained, along with 11 K.M. (6.83 miles) of 3000 mm. (120 ins.) diameter main and 7 Kilo metres (4.34 miles) of tunnel sections including the short lengths of 3150 mm. (126 ins.) diameter steel mains in the Balwant and Tasu Nalas, as per details shown in Appendix VII.
Trunk mains; Trolley Track and Embankment.

Two expansion joints in the Tansa Nala on the 3150 mm. (126 ins.) diameter pipe line and five on the 2400 mm. (95 ins.) main (Nos. 43, 47, 49, 51 and 54 between Jamboli Anchor Block and Patdhapur) were repaired for the first time.

The discharge into the Duct at Tansa was shut off on 8-11-1964 to enable the duct renovation programme to continue and was restored on 30-3-1965.

Both Vaitarna and Tansa Lakes continued to be popular with Picnic parties.

III.— MAINTENANCE BRANCH (OUTSIDE CITY DIVISION)

The Branch is entrusted with the work of repairs and maintenance of trunk mains, embankments, cuttings, bridges, trolley tracks, head works at lakes, supervision over lakes, catchment areas, disinfection of water supply maintenance and repairs of vehicles trolleys and other machineries and maintenance of buildings.

There was no major burst in the entire outside City Division during the year.

100 Major leaks and 1,795 minor leaks on the Trunk mains, 62 leaks in the masonry duct and 2,058 leaks in the syphon mains, were repaired during the year.

The Power House at Powai having three numbers of 24 K.W. (40 H. P.) diesel driven generator was maintained. Total units generated upto 11-6-64 were 73,289 K. W. H. The work of laying under-ground cables from Old Powai Yard to Chlorination Plant was completed and the Electric supply from Thana Electric Supply Company was switched on 11-6-1964. The generators were put out of commission since 11-6-1964 and are being maintained for emergency use only.

The dosage of chlorine for the different lakes was as under:

Disinfection of water supply.	
Tansa Supply, (at Powai)	2 to 1.7 p.p.m.
Vehar Supply (at Powai)	1.9 to 3.00 p.p.m.
Tulsi Supply (at Powai)	2.1 to 3.4 p.p.m.
Tansa Supply (at Bhandup Chlorination Plant).	2.00 p.p.m.
Tansa Supply (at Mulund Chlorination Plant) from 1-8-1964.	2.00 p.p.m.
Tansa Supply (at New Chlorination Plant, Verawali) from February 1965.	2.00 p.p.m.

Total quantities of chemicals used were—

Liquid chlorine	710 m. tons.
Alum	75 m. tons.
Ammonium Sulphate	13 m. tons.
Bleaching Powder	3.5 m. tons.

280 Nos. Goramai fish were released in Vehar Lake in the year 1964-65.
36 Persons found polluting lake water were arrested with the help of Police and prosecuted. 2 cases of drowning were recorded.

Prevention of Trace-passers in the catchment area.

To establish municipal rights, the trolley track and water works land was last closed in December 1961 and this measure was again repeated this year in December 1964, as required under the rules.

Safeguarding of municipal rights.
The new Scheme of supplying water to Aarey Milk Colony was introduced with effect from 17-4-1964 under which Tulsi water being used for stables was curtailed and diverted for use in Extended Suburbs in lieu of Tulsi Water. Powai water was supplied to Aarey Milk Colony for the use of stables by independent pipe line.

Works of importance carried out in the Outside City Division during the year are given below:—

(a) Erection and commissioning of new Chlorination Plant at Mulund.
This plant was installed to chlorinate the water supplied to Mulund Town from 250 mm. (9") water main.

(b) Commissioning of new Chlorination Plant at Varavali.
The Plant was installed and commissioned in February 1965 for Chlorinating the 1200 mm. (48") water main feeding Western Suburbs.

(c) 600 mm. (24") middle sluice valve was fixed on Tulsi Main at Aarey, for carrying out experiments on "Calagon treatment."

(d) Repairs to Expansion Joints on 2400 mm. (96") main :

12 Leaky Expansion Joints between Kiravli-Jamboli; 13 Nos. between Bhandup-Mulund; 20 Nos. between Powai-Bandra and 16 Nos. between Mulund-Tarali, were repaired by isolating the Section for a period of 20-28 hours.

(e) To have better security arrangements at Ghatkopar Water Works Yard the lighting arrangements were improved by the installation of nine fluorescent tube light fixtures and four flood light fittings. The work on building a new compound wall around the Ghatkopar Yard was started during the year and was in progress by 31st March 1965.

(f) **Fabrication of Trolleys**

Two old motor trolleys were refabricated and completely renovated.

(g) The offices, staff quarters and the yard at Kapurbawdi were electrified.

(h) The 1200 mm. (48") Vihar outlet main in Tunnel section was enlarged to 1500 mm. (60") upto length of 299.935 Mt. (984 Ft.) Utilizing the opportunity of closure of Vihar lake due to emergency, the water main was cleaned and painted from inside upto the double-gate valve at Old Powai.

(i) **Repairs to Tulsi Filters**

Filter Bed No. 1 was repaired by using water-proof compound. This experiment is proposed to be tried out for other filter beds in the next year.

(j) **Patchplating of mains**

Extensive patchplating was carried out on 1450 mm. (57") Tansa Mains running below the Railway Bridge at Bandra Creek. As a permanent solution these old mains are to be replaced by new steel ones and this proposal has already been approved by the Corporation.

(k) The Gun Metal Spindles of some scour valves which were stolen some years back were replaced by stainless steel ones and the valves were provided with mild steel covers to prevent further pilferage.

(l) 1200 mm. (48") New Tansa Main below the Railway tracks at Deonar was leaking heavily. The leaks were arrested by inserting a 900 mm. (36") mild steel pipe telescopically into the 1200 mm. (48") main. The same procedure will be adopted for the 1200 mm. (48") Old Tansa main, at the same place.

IV.—MAINTENANCE BRANCH (INSIDE CITY DIVISION)

From 1st April 1964, the Maintenance Branch was decentralised, and the staff was transferred to work directly under Assistant Engineers of the Distribution Branch.

The Maintenance office at 566 D. Lisle Road, Byculla, continued to work attending to major works of repairs and bursts on big sized water mains, maintenance of vehicles, machineries and pumping plants at the control and pumping stations and for attending to all calls of repairs after office-hours.

The total length of 832 Km. (517 miles) of water mains was maintained, during the year. There were 50 bursts and heavy leakages on the mains. All of them were promptly attended to.

The total number of water connections to different premises in the City was 76,528. The number of new connections made during the year was 2377 against 2302 during the preceding year. 615 connections were cut off. 28 Dirt boxes of sizes from 100 mm. (4") to 300 mm. (12") in F Ward were also cleaned every month during the year. 6277 meters strainers were cleaned during the year as against 4192 during the preceding year.

Ten pumping sets at Malabar Hill Reservoir, Bhandarwada Hill Reservoir and Parel Pumping Stations having a total capacity of 1160 H.P. were maintained for supplying water to elevated areas within the City limits, at the total cost of about Rs. 1,98,000. In addition to these, five pumping sets were maintained for playing fountains and for watering the Reservoir Gardens.

In order to give speedy relief to the consumers whose pumps had gone out of order, 28 Nos. pumping sets (of H. P. varying from 1 H. P. to 5 H. P.) were maintained and offered on hire for short-durations of one month or so.

For keeping the required standard of residual chlorine in the water mains inside the City, rechlorination was done by injecting an extra dose of chlorine into the trunk mains at Futka Tank Malabar Hill Reservoir, Bhandarwada Hill Reservoir and Worli Hill Reservoir. Further, newly laid water mains and other mains in the City, the water from which did not show satisfactory results on analysis, were rechlorinated by means of two mobile chlorination units.

During the epidemic of gastro enteritis in the months of May and June, 1964 one portable chlorination plant was borrowed from Military authorities and was worked as an emergency measure. Three more portable chlorination plants one of 8 lbs. per hour and two of 4 lbs. per hour capacities were purchased to meet the demands of such emergencies in future.

At Malabar Hill total consumption of chlorine during the year was about 1,34,717 Kgs. (2,96,995 lbs.).

14 Petrol driven vehicles, 14 diesel motor vehicles and 52 handcarts were maintained for transport of men and materials.

The total number of pipes and fittings tested was 7,40,591 pieces (out of which, 3,22,201 pieces were for Testing of water private parties and the remaining for Municipal Works) as against the previous year's Fittings total of 6,19,497.

During the year the total number of meters maintained was 21286 Nos. as shown in Appendix VIII.

Meters.

2290 Nos. of new meters of sizes 15 mm. (1/2") to 150 mm. (6") were purchased during the year.

3145 Municipal meters were repaired in the Municipal Meter Repairs Shop at Dellsle Road. 3636 meters were replaced by connections and 1574 Nos. additional Municipal meters were fixed, on new and existing connections.

During the year about 790 mt. (259 ft.) of water mains of various sizes were scrapped with the help of the pipe scraping machine, for improving their discharging capacity.

For attending promptly to the complaints of shortage of water supply from the tenants of Municipal Chiawls and buildings in charge of the Estate and Land Management Department, a special staff consisting of 1 Sub-Engineer, 3 Fitters and 19 Labourers was appointed during the year. 1274 jobs of different types were carried out in Municipal Buildings.

All the hydrants in the City were painted by the specially appointed staff in all the wards.

For expediting repairs to Municipal meters an additional staff was appointed and 687 meters were repaired by this staff in a period of two months ending 31st March 1965.

V.—DISTRIBUTION BRANCH

This Branch deals with the distribution and regulation of water supply within City limits. It also deals with investigation of short supply complaints, taking court actions for enforcement of provisions of the Municipal Act relating to public and private water supply, re-washing of leaky taps, issuing of notices for defective fittings, and metering of water supply.

Originally the Distribution Section was managed by 3 Assistant Engineers who were in charge of Northern, Central and Southern Divisions. With the creation of new Ward offices the work of distribution, maintenance, and Meters was de-centralised and was entrusted to Asstt. Engineers for each of the Wards. This measure helped prompt disposal of complaints, maintenance work and disposal of papers.

The Central Control Station was maintained at Babula Tank Road, Under the Asstt. Engineer Distribution (B Ward & Control). This station deals with the daily control and regulation of water supply and with emergencies such as fires, bursts, etc.. It also maintains a record of half hourly levels in Reservoirs and pressures at all representative stations on the trunk mains right from the sources and hourly discharges from major trunk mains feeding the distribution system. It records and communicates to the Wards concerned complaints received on telephone from the public. Being manned for 24 hours, the station is responsible for control, operations within city limits and the trunk mains feeding the Suburbs and Extended Suburbs.

For the purpose of distribution of supply, the City is divided into 4 main divisions, viz. (a) Area getting supply from Malabar Hill Reservoir, (b) Area getting supply from Bhandarwada Hill Reservoir, (c) Area getting supply from Worli Hill Reservoir and (d) Area served by direct supply. The details of areas served by the three Reservoirs and the direct supply area are shown in Appendix IX.

The hours of supply to the different localities in the City are shown in Appendix X, and those for Suburbs and Extended Suburbs in Appendix XIII.

The average quantity of water per day brought to the City, Suburbs and Extended Suburbs, was as follows:—

	In Mega Litres	In Million Gallons
City	668.63	147.10
Western Suburbs	108.42	23.84
Eastern Suburbs	107.94	23.73
Extended Suburbs (West)	35.36	7.76
Extended Suburbs (East)	8.26	1.80
	928.61	204.23

During the year 48,986 Nos. of complaints were received as against 16,973 complaints during the last year.

512 Municipal Commissioner's Notices for improvement of water supply under Section 274(1) of the Bombay Municipal Corporation Act were issued in cases, under Section 271(2) in 18 cases in respect of premises which were without adequate water supply. The number of prosecutions launched during the year was 1990. The number of convictions was 1200. 222 cases were withdrawn after compliance with Notices and 458 cases were pending disposal at the end of the year. The total amount of fine recovered was Rs. 15,378. Besides above, 3023 Notices under Section 278(2) of the Bombay Municipal Corporation Act were served on the owners for defects in water fittings, including those in respect of unauthorised works infringing the provisions of Section 287-A and B of the Municipal Act and non-compliance of Water

Bye-Laws. Arising out of these, 625 prosecutions were launched. The number of convictions was 428 and the amount of fines recovered was Rs. 3,131.

The number of cases reported to the Standing Committee for severing water connections for non-payment of taxes and using unmetered water supply was 322 against 212 in the previous year. In 48 cases, the supply was closed but subsequently was restored. In 41 cases, the water connections were cut off. In the remaining cases, the execution of disconnection orders were not carried out as the consumers complied with the Municipal requirement.

The total number of calls received by the Babula Tank Control Station from the Fire Brigade Department was 2336 as against 2424 received during the previous year. Out of these 486 calls were false. 404 calls were on account of collapse of houses and 69 calls were on account of serious fires. As per the estimate of the Fire Brigade Department the total quantity of water actually used to put out the fires was about 6.49 ML. (1.43 Mg.). However, as a result of the fires, a far greater quantity of water was consumed for domestic and other purposes, as high pressure supply had to be given for the duration of the emergencies in the localities in which they occurred. In order to enable the staff to attend the fires promptly, one more fire van was maintained at 'A' Ward making the total number of 4. Other fire vans were stationed at (i) Babula Tank, (ii) F/South Office (iii) G/South Office.

In order to enable the Fire-Brigade Staff, to distinguish the sizes of mains from which hydrants took off, the colour-scheme of painting the hydrants was adopted.

Some of the hydrants at strategic points, where fire risk was considerable were transferred on to large sized trunk mains.

As a result of lower pressures in Municipal water mains, and increase in number of pavement dwellers, hydrants were found open in various localities in the City, using crude keys. This, apart from wastage of water, created problems as hydrants were rendered inoperable due to damage to keys and the gates. In order to minimise wastage due to unauthorised opening of hydrants, two flying squads each consisting of an Overseer, two policemen and two labourers were started in two shifts each, and were continued till the end of the year. During this period 4,168 hydrants were closed, 440 keys and 7,526 tins and drums were confiscated and actions were filed against 20 persons actually found opening hydrants under Section 379 of the Indian Penal Code.

In order to prevent tampering of hydrants by vagrants, tamper-proof keys were devised and fixed at several places in the City.

METER BRANCH

During the year 16,971 meters of sizes varying from 15 mm. ($\frac{1}{2}$ " to 300 mm. (12") were on the connections. The number of meters exchanged was 4,705 and those fixed on new connections were 973. About 3,373 meters were removed from the existing connections during the year.

The number of new properties metered during the year was 159. Due to the inadequate supply of meters of good make and import restrictions the programme of metering all domestic supply was being implemented gradually. Metering was therefore, confined to trade and new residential buildings on flat system.

The total revenue derived from water supply by meter measurement was Rs. 4,11,47,823.85 for the City as against Rs. 4,08,47,626 during the previous year.

QUALITY CONTROL OF WATER SUPPLY

This Section was in charge of the following:—

General.

- Quality Control of Water Supply for purposes of maintaining desirable standard of purity.
- Regular detection and prevention of under grounds leakage in water mains, appurtenances, service pipes, etc.
- Rewashing of leaky taps in the private premises.
- Gauging of flow of water through the water mains by pitometer survey to determine the average quantity of water supplied to different areas.
- Shifting of water connections from carriage-way of roads to footpaths by taking measures such as providing stubs extending hydrant branches, etc.

In all the Wards of the City and Suburbs, there were two groups of sampling points per Ward, from which water was drawn for the purpose of chemical and bacteriological examinations.

The sampling points being on service mains were representative of the quality of water supply obtainable in different localities as well as in the entire distribution system of Greater Bombay.

Samples of water were collected by mobile squads of trained personnel of the Municipal Analyst's Department every day except on Sundays from each ward.

Out of 3298 routine samples taken during the year, 91.6 per cent. were free from Coliform Bacteria from which it will be seen that the purity of Bombay's Water Supply conformed to the International Standard for drinking water prescribed by the World Health Organization.

In addition to the above, this Section collected 3421 special samples from areas where incidence of cases of infective hepatitis were reported by the Health Officer. 91.1 per cent. of the samples were free from Coliform Bacteria.

The total number of routine samples collected for chemical analysis during the year, both from the lakes and the distribution system, was 349. In addition, 177 special samples were collected by this Section for chemical analysis with a view to ascertaining the quality of water while investigating complaints of sewage contamination.

Chemical Analysis. (a) Breakages and leakages in communication and consumers' pipes were repaired, corroded portions were renewed and pipes in the vicinity of drains were diverted. Leaky hydrants and sluice valves were repaired. Disused connections were cut off on the mains. Consumer pipes in the house gulleys were raised 2 to 3 ft. above the gully floor level. Leaks in water mains were repaired. There was a regular programme for flushing hydrants about once in two months for removal of accumulated sediment, if any.

During the epidemic of Gastro Enteritis in the summer months, special staff was appointed for a Special preventive period of 3 months for raising pipes in 176 house gulleys in C Ward as a preventive measure in congested localities.

Detection of wastage was done in Greater Bombay by 'Soundings' underground water mains, appurtenances and communication pipes during supply hours, and by inspection of consumer's pipes in house gulleys. Further, premises facing the roads where water mains were sounded were subsequently inspected and leaky taps, if noticed were rewashered.

1010 Pitometer observations were taken during the year to gauge the quantity of water conveyed by Trunk and distributory mains, and for finding out the average daily break up of the total supply in the different zones of the Greater Bombay and the flow characteristics in particular distribution system for adjustments.

158 Nos. hydrant extensions 160 Nos. of Cast Iron stubs varying in size from 3" to 6" were provided on foot-paths to reduce future openings in the carriageways.

Work of shifting water connections from carriageway of roads to the sides.

VI—CONSTRUCTION BRANCH (INSIDE CITY)

The Construction Branch carries out the works of laying water mains and other construction works as per provisions made in the Loan Works Budget. It also carries out the miscellaneous works of diverting of water mains laying additional mains in foot-paths, wherever required due to road-widening programme and other emergent works for improvement of water supply. Works of laying water mains on behalf of private parties, Government Bodies and sister departments, making new connections for private premises over 80 mm (3") size and repairs to major leaks on mains or also attended to by this branch.

All the works mentioned above were carried out departmentally, the total strength of the staff being 600

The cost of the budgeted works done is approx. Rs. 6,80,000. The cost of the unbudgetted works carried out in connection with, Road-widening works etc., is approx Rs. 8,00,000.

Some of the major works executed during the year are shown below:—

1. Removing 750 mm. (30") steel main laid above ground at Maharshi Karve Road (Queens Road) and replacing it by a 600 mm. (24") C. I. main underground.
2. Removing two 600 mm. (24") C. I. mains laid above a ground at Maharshi Karve Road (Queens Road) and relaying them underground.
3. Realigning 300 mm. (12") and 600 mm. (24") C. I. mains at Dr. E. Moses Road (Haines Road).
4. Diverting 1450 mm. (57") steel mains at Acharya Donde Marg, ((King Edward Road). Sewri.
5. Cleaning of elevated tank at Bhandarwada Hill Reservoir and Worli Hill Reservoir.
6. Diverting of water mains falling within the alignment of the foundations of the Fly-over Bridges at Kemp's Corner and Princess Street.

VII—SURVEY AND DESIGN BRANCH

This branch is entrusted with the work of maintaining records of water and other structures and preparing plans and estimates of all Engineering works to be carried out, maintaining statistics of (i) Lake Levels, (ii) Storages, (iii) Discharges, (iv) Rain-falls, (v) Chemical and Bacteriological analysis, etc., maintaining records of Water Works lands, preparing estimates of compounded water charges of water used for construction purposes, verifying tenders, contracts and measurements of contract works, and attending to Miscellaneous Administrative matters of technical nature.

Several proposals for laying water mains for improvement and expansion of the Distribution System Preparation of Plans were formulated during the year. Plans and estimates as detailed below were and Estimates. prepared:—

	Budget	No. of Plans	No. of Estimates	Estimated cost
(City) Division—1	...	109	116	Rs. 1,15,96,164
(Suburbs) Division—11	...	54	54	81,17,313
(Ext. Subs.) Division—111	...	17	17	28,98,209
Total	...	180	187	2,18,11,686

774 Estimates of compounded charges for water used for construction purposes in the City were framed as against 691 in preceding year. The total estimated amount was Rs. 5,22,237 as against 4,56,105 in the preceding year. On similar lines 676 estimates for the Suburban and Extended Suburban areas as against 590 in the preceding year, were framed amounting to Rs. 3,17,259 as against Rs. 2,69,614 in the preceding year.

VIII—NETWORKS DIVISION

During this year, the division took up the study of two closed distribution system, the 1200 mm. (48") Fort Outlet Zone involving as many as 118 loops and 318 pipes, and 750 mm. (30") Back-Bay outlet Zone involving 23 loops and 70 pipes, both outlets are fed from the Malabar Hill Reservoir. These were analysed by the latest method of "Sizing of mains by Balancing Equivalent Lengths" (devised by O'Connor and others) and with the help of the high speed computer (CDC 3600-160A) installed recently at the Tata Institute of Fundamental Research. Based on the findings of the study a 450 mm. (18") dia. main has already been recommended in Madam Cama Road from junction Veer Nariman Road to the Band Stand and then along Cooperage Road through Ormiston Road upto junction of Colaba Causeway. A more detailed report was under preparation at the time of this review.

The work involved a contour survey of entire district, a detailed study of existing arrangement of supply, collection of data regarding population densities, etc. A recommendation was made about the additional works necessary within the distribution system to effect a smooth change over from direct supply to reservoir supply in this area.

At present a huge central block in the island of Bombay receives a mixed supply both from the Malabar Hill and Bhandarwada Hill Reservoirs and by way of direct supply. One carrying a detailed study of the pattern of pressures and pattern of flow and the sizes of mains in the area, a proposal was finalised to separate out a zone for the outlet by carrying out certain works along the northern boundary of the area. The analytical study has also indicated that the existing network by itself is quite strong except for some local deficiencies. Some spade work on the same lines has also been done in connection with the Girgaum Outlet Zone.

Each and every property in the area bounded by Vithalbhaji Patel Road, Thakurdwar Road, Netaji Subhash Road, Raja Rammohan Roy Marg (Charni Road) and Vallabhabhai Patel Road was visited by special staff to check and report upon the condition of overhead storage tanks. Action was taken side by side to get the defects rectified and 1181 out of a total of 1423 properties in the area were surveyed. The survey was still in progress at the time of this review 1127 premises were inspected.

A scheme providing for the supply of additional water from Powai Lake for agricultural purposes in the Aarey Colony and for reducing the demand on the Tulsi Lake to the extent of about 1 m. g. p. d. was completed by middle of April 1964. The switch over operations which covered the period of about 2 months were planned, and monitored by the Suburban Section of the Networks Division.

In Collaboration with Bureau of Economics and Statics of Government of Maharashtra, a pilot survey covering 126 properties, selected from all over the City and Suburbs including the Extended Suburbs from the point of view of assessing the water supply position at the consumers' end was conducted by the Suburban Section. This survey has been useful in testing the schedules in which the information of the properties is to be collected and to estimate the magnitude of the works involved and the cost of the main sample survey, contemplated in which 5000 properties selected at random will be covered.

This sample survey will not only reveal important statistical information about various aspects of the supply position now obtaining but will also yield useful data for improving distributing facilities in various parts of the City.

A comprehensive study of the available facilities in each of the Suburban wards in this regard was made and is summarised in Appendix XII.

SECURITY SECTION

On account of National Emergency, a provision of Rs. 12 lakhs was made in the Budget Estimates for the year 1964-65. (a) under Loan Works Budget A—Item No. 87, "Lump Sum provision for emergency schemes".

Temporary Security Branch formed during the year 1962-63 was continued during the year 1964-65. Of the two posts of Security Officers in the grade of Assistant Engineers created during the year 1962-63, one was discontinued from October 1963.

39 open type static tanks constructed for fire fighting purpose were maintained, two tanks were provided with suitable type of covers.

Vehicles and pumps, etc. were received for which orders were placed during the previous year.

GENERAL

The total number of scheduled superior staff during the year was 242 under Division I (A Budget) and the establishment cost thereof amounted to Rs. 10,97,101. The labour staff during the year numbered about 2,268 and its establishment cost was Rs. 39,50,009. The temporary staff, both superior and inferior was 189 and 1,350, respectively, with a total establishment cost of Rs. 8,33,473.

The organization Chart of this department is as per Appendix XXX.

WATER WORKS DEPARTMENT (SUBURBS & EXTENDED SUBURBS)
i. e. (H, K, L, M, N, P, R, and T WARDS)

Distribution of Water Supply in the Suburbs and Extended Suburbs

The suburbs and the Extended Suburbs are supplied water by gravity through several tapping points on the trunk mains coming from the lakes. For distribution purposes, the areas are divided into two zones *viz.*, the Western and the Eastern. The former derive its supply from the tapings on the 2400 mm. (96") Vaitarna, 1450 mm. (57") East and West Tansa and 600 mm. (24") Tulsi mains between Powai and Bandra and the latter through tapings on the 1800 mm. (72") West Tansa main, the ductline, the 1200, 800, 600 mm. (48", 32", 24") Vihar main and 1200 mm. (48") new and old Tansa mains.

The hours of supply of different localities in the Suburbs are shown in Appendix XIII.
Hours of supply.

For augmenting the water supply of the Western Extended Suburbs, it is proposed to construct a dam on the Dahisar river in the National Park area about 4.82 Kms. (3 miles) from Borivli Railway Station. The dam will be about 40.53 meters (1500 feet) in length. A pipe line of adequate size will be laid from the Filtration Plant to be constructed down stream of the lake. The design for the dam has been finalized and the tender specifications were under preparation. It will supply about 6 million gallons of water per day to the Western Extended Suburbs of Kandivli, Borivli and Dahisar, when completed.

(b) **Tunnel**:- As an immediate measure of relief, work for driving a tunnel from Mulund to Kandivli is taken in hand. This tunnel will be connected to the Tansa main at Mulund and will be able to supply at initial stage about 7 to 10 million gallons per day. The work is delayed on account of shortage of cement.

(c) **Water from Powai Lake**:- A scheme of supplying water to Aarey colony at Goregaon from Powai Lake for the purposes of cultivation was completed and about 1.2 million gallons of water is being supplied to the Colony. There is an equivalent saving from the Tulsi Lake and it has been decided to partly utilise this potential for the municipal colony at Malavani and partly to lessen the hardships to Western Extended Suburbs.

(d) **900 mm. (36") Veravli Outlet**:- One 600 mm. (24") branch of 900 mm. (36") Veravli outlet has been connected to the 450 mm. (18") main in Swami Vivekanand Road at Jobgeshwari. The supply through this main is drawn from 2400 mm. (96") Vaitarna main and it helps to supplement the supply to Swami Vivekanand Road which is drawn from 1450 mm. (57") East main at Sahar.

Statistics as regards:- Quantity of water supplied to the areas in the Suburbs and Extended Suburbs during the year are shown in Appendix XIV.
Quantity of water during the year are shown in Appendix XIV.
Supply.

The particulars of the connections made during the year are given under Appendix XV. The total number of new metered connections granted was 1605 in the Suburbs and 948 in the Extended Suburbs. The Total number of connections at the end of the year was 25255 in the Suburbs and 6745 in the Extended Suburbs.
Number of connections both metered and unmetered.

Metered stand pipes were given for group of not less than 20 persons on receipt of their applications. During the year 100 such stand pipes were given 73 are in Suburbs and 27 in Extended Suburbs. The total number of stand pipes in the Suburbs was 685 of which 84 were for gratuitous use of public and the remaining were on payment. Total number of stand pipes in the extended Suburbs was 121 of which 45 were for gratuitous use of public and the remaining were on payment.

Before the merger of the *Ex-local* Bodies of Kandivli, Malad and Goregaon with the Greater Bombay, *viz.*, on 1st February 1957, most of the people in these areas were using well water for their domestic and other requirements. These wells often dried during hot season resulting in hardships and inconvenience to the residents. In some of the localities well supply was not potable. The *Ex-Municipality* of Kandivli and the Goregaon has therefore, arranged to give free supply of water through 3 stand pipes at Kandivli and 13 at Goregaon, to the residents in these areas. The *Ex-Malad Municipality* supplied water on coupons system through 32 stand pipes. Cost of each coupon was one pice for three handas (big pots) of water.

As it was not found economical to give such supply, coupon system was discontinued and free supply through these stand pipes was given. As the position of water supply had improved due to laying of more water mains in Extended Suburbs and consequent increase in the number of water connections given to the consumers, sanction of the Corporation was obtained to cut off the stand pipes in the Extended Suburbs *vide* Corporation Resolution No. 1649 of dated 14th February 1963. However, effect could not be given to their sanction in view of the High Court injunction which was not vacated till the end of the year.

The present position of the stand pipes is shown in Appendix XVI.

The number of short supply complaints received and attended to during the year from the areas in Suburbs and Extended Suburbs was 6556 and 1600 respectively. In many cases, the complaints were due to inadequate sizes of connections, absence of connections and manipulation of supply by the landlords.
Short supply complaints.

97 notices for Suburbs and 64 for Extended Suburbs, under Section 271(2) and 247(1) of the Bombay Municipal Corporation Act, were issued and in 21 cases of Suburbs and 47 cases of Extended Suburbs the landlords complied with requisitions of the notice. In the remaining cases, further action was being taken.

The total number of fire calls attended by the Suburban Water Department was 209.

Under different Sections of the Bombay Municipal Corporation Act, 5273 and 1705 notices were issued respectively in the Suburbs and Extended Suburbs, for defective fittings, meters, chokes in service pipes, unauthorised works etc. The court action was taken in 459 and 115 cases respectively. The amount of fine recovered was Rs. 2,419 and Rs. 108 in the area of Suburbs and Extended Suburbs respectively.

Disconnection orders issued in the Suburbs and Extended Suburbs numbered 2638 and 293, respectively.

Maintenance Works.—15 Stations located at following places were maintained satisfactorily during the year under report—(1) Milla (Bandra), (2) Bandra Hill, (3) Gazdar Hall (Andheri), (4) Caves Road (Jogeshwari), (5) Majas, Squatter Colony (Jogeshwari), (6) Sahakar Road (Jogeshwari), (7) Parsi Panchayat Road (Andheri East), (8) Swami Vivekanand Road (Gorgeaon), (9) Quarry Road, (Malad), (10) Pushpa Park (Malad), (11) Dattapada, (Borivli), (12) Shrikrishna Nagar, (Borivli), (13) Hamla Camp (Marve), (14) Ghatla (Chembur), (15) Janata Colony (Chembur).

Pumping Sets. Water mains of sizes varying from 50 mm. (2") to 900 mm. (36"), 458.28 Kms. (284.97 miles) and 232.06 Kms. (144.16 miles) in the Suburbs and Extended Suburbs respectively were maintained. The total number of bursts on mains from 80 mm. (3") to 600 mm. (24") diameter were 78 in Suburbs and 8 in Extended Suburbs. The details of bursts on mains 450 mm. (18") and above in diameter are shown in Appendix XVIII.

Maintenance of water Mains. The work of testing of G. I. Pipes and fittings was carried out at Water Works Office at Bandra, Malad (no meter testing) and Ghatkopar. The Meters were tested at Bandra & Ghatkopar workshops. Revenue from the testing of pipes, fittings, etc., submitted by the private parties amounted to about Rs. 86,700 as shown in Appendix XVIII.

Testing of water Fittings. **Meters.**—With the exceptions of few free stand pipes, municipal properties, benevolent and charitable institutions, water is supplied to all the properties in the Suburbs and Extended Suburbs through metered connections.

General. There is a Meter Workshop in the Suburbs at Ghatkopar, where meters are tested, cleaned overhauled and repaired. In all 3380 municipal meters were repaired and about 18,000 municipal meters were maintained during the year. From indigenous manufacturers 5176 new meters of different sizes were purchased during the year.

Repairs of Meters. Total revenue collected during the year in Suburban Water Works Offices by way of meter hire in initial stages was Rs. 10,836 and that from the supply of water by meter measurement about Rs. 2,01,109. In addition in this, an amount of Rs. 6,52,328 was recovered as compounded charges. The figures for the Extended Suburbs for these items are Rs. 6,014, Rs. 1,16,733 and Rs. 2,57,061, respectively.

CONSTRUCTION BRANCH (WEST AND EAST)

The Construction Branch carried out the works of laying water mains making cross connections, shifting of mains in the carriageways, repairs to major bursts, making new connections above 50 mm. (2"), construction of pump houses etc.

D. R. BHISE, B. E. (Civil)
M. I. E. (India),
Hydraulic Engineer.

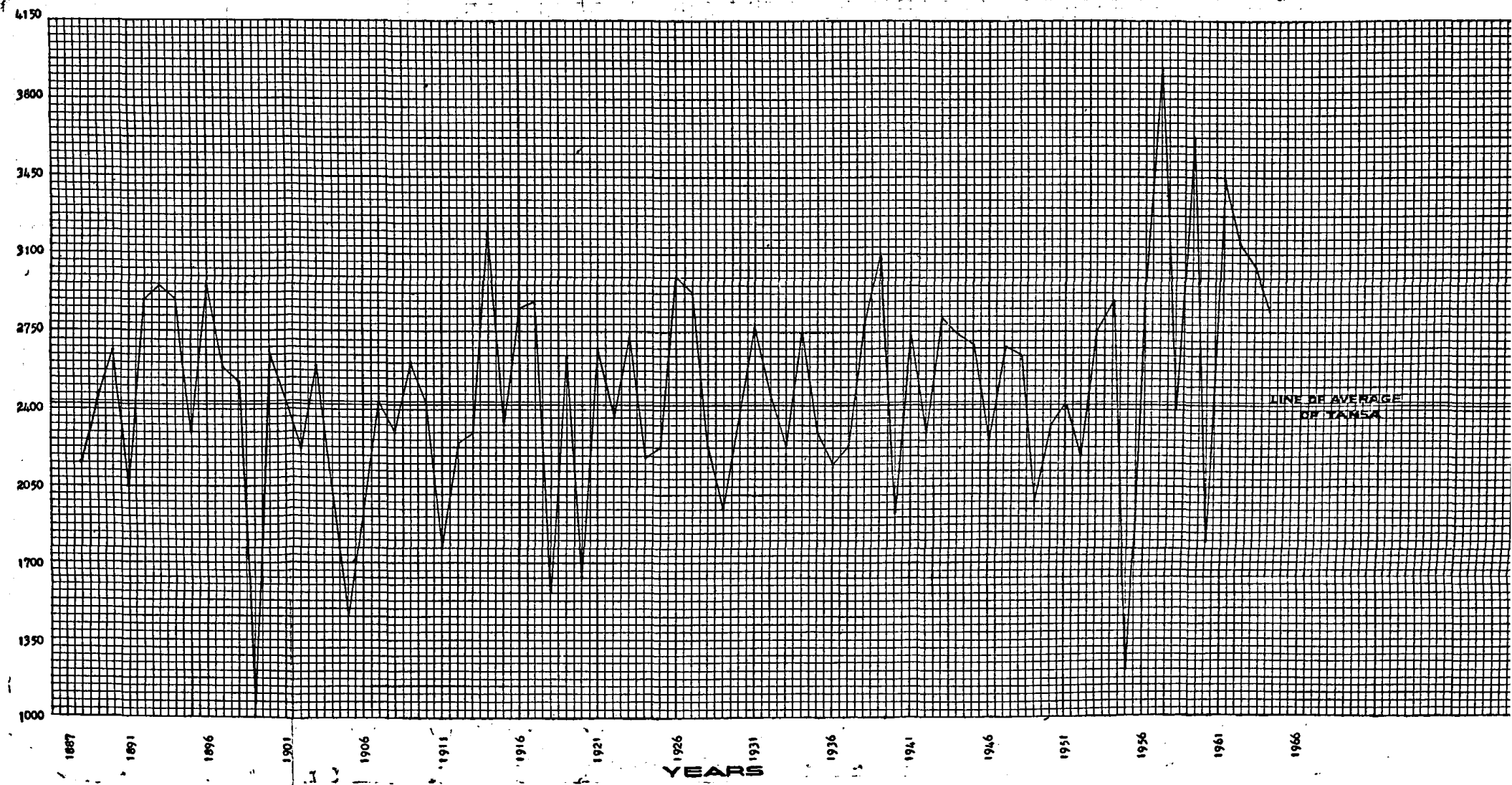
APPENDIX I

Statistics of the Lakes for 1964-65

Serial No.	Particulars	Tansa	Vaitarna	Vehar	Tulsi	Powai	
1	Distances from Bombay (Town Hall) in Kilo Metres (miles) by road.	106.21 (66)	119.09 (74)	28.96 (18)	35.40 (22)	27.35 (17)	
2	Water spread at full supply level in square kilometres (square miles).	19.11 (7.38)	8.55 (3.30)	7.28 (2.81)	1.35 (0.52)	2.10 (0.81)	
3	Total catchment areas in square Kilometres (square miles)...	135.98 (52.50)	450.66 (174.00)	18.96 (7.32)	6.76 (2.61)	6.68 (2.58)	
4	Total rainfall in Millimetres (Inches)	2,841.50 (111.02)	3,220.90 (126.76)	2,052.20 (80.78)	3,026.00 (119.13)	2,192.00 (86.30)	
5	Average rainfall of the preceeding five years in Millimetres (Inches).	2,970.53 (116.95)	3,208.52 (126.32)	2,685.54 (105.73)	3,360.16 (132.29)	2,770.63 (109.08)	
6	No. of rainy days, [rainfall of 2.5 mm. (0.10") and above] ...	83	82	84	69	81	
7	Fluctuation in rainfall as compared with preceeding 5 years in Milli metres (Inches).	-129.03 (-5.07)	-12.38 (-0.48)	-633.34 (-24.90)	-334.16 (-13.14)	-578.63 (-22.77)	
8	(a) Number of days in which rainfall was moderate [between 10 mm (0.39") and 30 mm (1.18")].	30	25	38	33	37	
	(b) Number of days in which rainfall was heavy [between 70 mm. (2.76") to 80 mm. (3.15")].	2	2	1	1	1	
	(c) Number of days in which rainfall was very heavy between 90 mm. (3.54") and above..	4	3	3	7	3	
9	Maximum rainfall in milli metres (Inches)	203.20	195.80	153.12	182.11	146.05	
10	Dates of maximum rainfall	6-7-1964	6-7-1964	12-7-1964	28-6-1964	12-7-1964	
11	The lake commenced to overflow when the rainfall amounted to mms. (inches).	2,254.00	1,497.50	...	2,542.00	1,408.00	
12	Dates on which the lakes started overflowing	28-8-1964	25-7-1964	...	24-8-1964	4-8-1964	
13	Dates on which the lakes stopped overflowing	22-9-1964	6-10-1964	...	28-9-1964	1-9-1964	
14	Number of days the lakes over flowed	5	74	...	23	35	
15	Quantity of water that overflowed over the waste weir in Mega Litres (Million gallons)	7,708.08 (1,695.60)	5,70,849.83 (1,25,573.00)	...	1,908.30 (419.79)	3,153.19 (693.63)	
16	Full supply levels of the lake above Town Hill Datum in Metres (Feet).	128.29 (422.00)	162.64 (535.00)	80.47 (267.70)	138.81 (456.60)	59.28 (195.00)	
17	Total contents of the lake above the lowest outlet at full supply level in Mega Litres (Million Gallons).	1,84,838 (40,660)	1,80,293 (39,660)	41,823 (9,200)	10,428 (2,294)	5,455 (1,200)	
18	Highest levels above Town Hill Datum during the year in Metres (Feet).	...	(421.99)	(535.31)	(254.48)	(457.20)	(195.20)
19	Dates on which the highest level was reached	20-9-1964	21-9-1964	26-9-1964	21-9-1964	12-8-1964	
20	Levels of the lowest outlets in Metres (Feet)	114.30 (375.00)	126.73 (416.88)	71.07 (230.50)	120.92 (397.75)	53.20 (175.00)	
21	Lowest levels above T.H.D. reached during the year in Metres (Feet).	...	(335.77)	(430.33)	(241.75)	(431.12)	(178.26)
22	Dates on which the lowest levels were reached	27-6-1964	25-6-1964	25-6-1964	22-6-1964	22-6-1964	
23	Contents of the lakes above the lowest outlets at the lowest level reached in Mega Litres (Million Gallons).	59,728 (13,139.13)	10,680 (2,369.29)	10,157 (2,234.33)	2,579 (571.27)	352 (77.30)	
24	Lake levels above T. H. D. in Metres (Feet) on 1st October 1964.	...	(420.78)	(535.26)	(254.40)	(456.62)	(195.01)
25	Contents of the lakes above the lowest outlet in Mega Litres (Million Gallons) on 1st October 1964.	1,71,224.05 (37,655.00)	1,80,290.30 (39,650.00)	40,602.19 (8,931.50)	10,005.09 (2,249.90)	5,419.24 (1,192.10)	
26	Quantity of water required to fill up the lakes, to full supply level from the lowest level reached in Mega Litres (Million Gallons).	1,25,110.72 (27,521.74)	1,69,612.76 (37,310.62)	31,655.83 (6,965.48)	7,831.43 (1,722.70)	5,104.15 (1,122.80)	
27	Percentage run off in to the lakes from the catchment as per rainfall registered at the lake.	44.29	52.36	57.68	42.50	...	
28	Quantity of water brought in to the City and Suburbs including Extended Suburbs during the year in Mega Litres (Million Gallons)	2,98,707.30 (65,708.30)	...	34,509.28 (7,591.20)	5,046.47 (1,111.10)	...	
29	Average quantity of water brought into the City and Suburbs including Extended Suburbs per day in Mega Litres (Million gallons).	818.32 (180.01)	...	429.77 (94.54)	13.63 (3.04)	...	
30	Total loss of water due to evaporation leakage and absorption in Mega Litres (Million gallons) during the dry-period of 7 months.	29,080.45 (6,397)	7,577.27 (1,667)	3,909.53 (860)	2,509.37 (552)	...	
31	Average loss of water per day due to evaporation and other losses during the dry months in Mega Litres (Million Gallons)	137.14 (30.17)	52.72 (7.86)	20.72 (4.56)	11.90 (2.62)	...	
32	Total loss of water due to evaporation only in Mega Litres (Million gallons) for 7 dry months of the year.	12,307.66 (2,707.03)	6,735.43 (1,481.63)	3,550.08 (781.15)	830.87 (182.12)	...	
33	Average loss of water per day due to evaporation only in mega Litres (Milion Gallons) for the 7 dry months of the year	53.52 (12.86)	31.77 (6.97)	16.74 (3.67)	3.92 (0.85)	...	

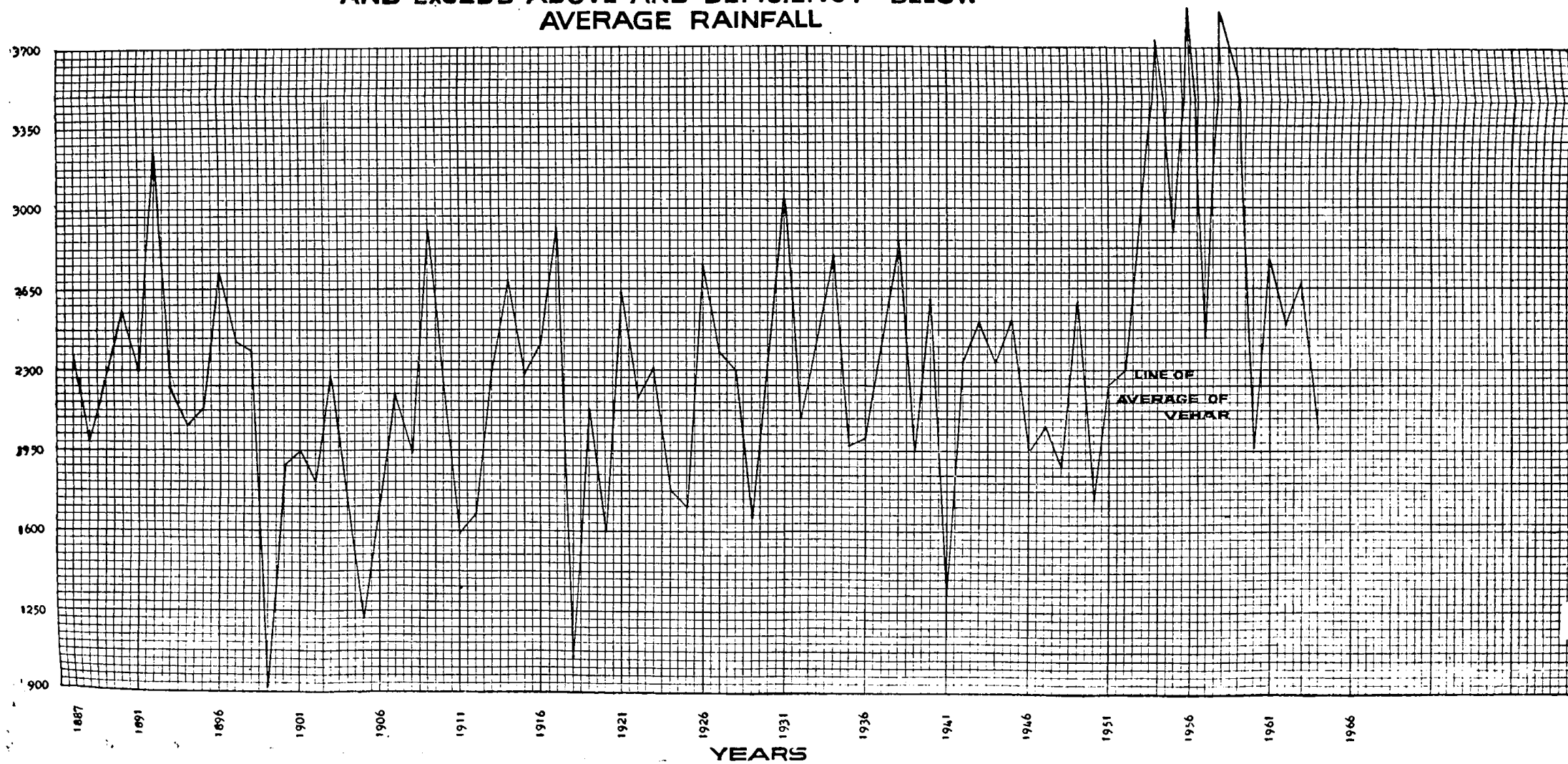
TANSA
GRAPH SHOWING
ANNUAL RAINFALL IN MILLIMETRES FROM 1887
AND EXCESS ABOVE AND DEFICIENCY BELOW
AVERAGE RAINFALL

APPENDIX II A
VIDE PARA N^o 1



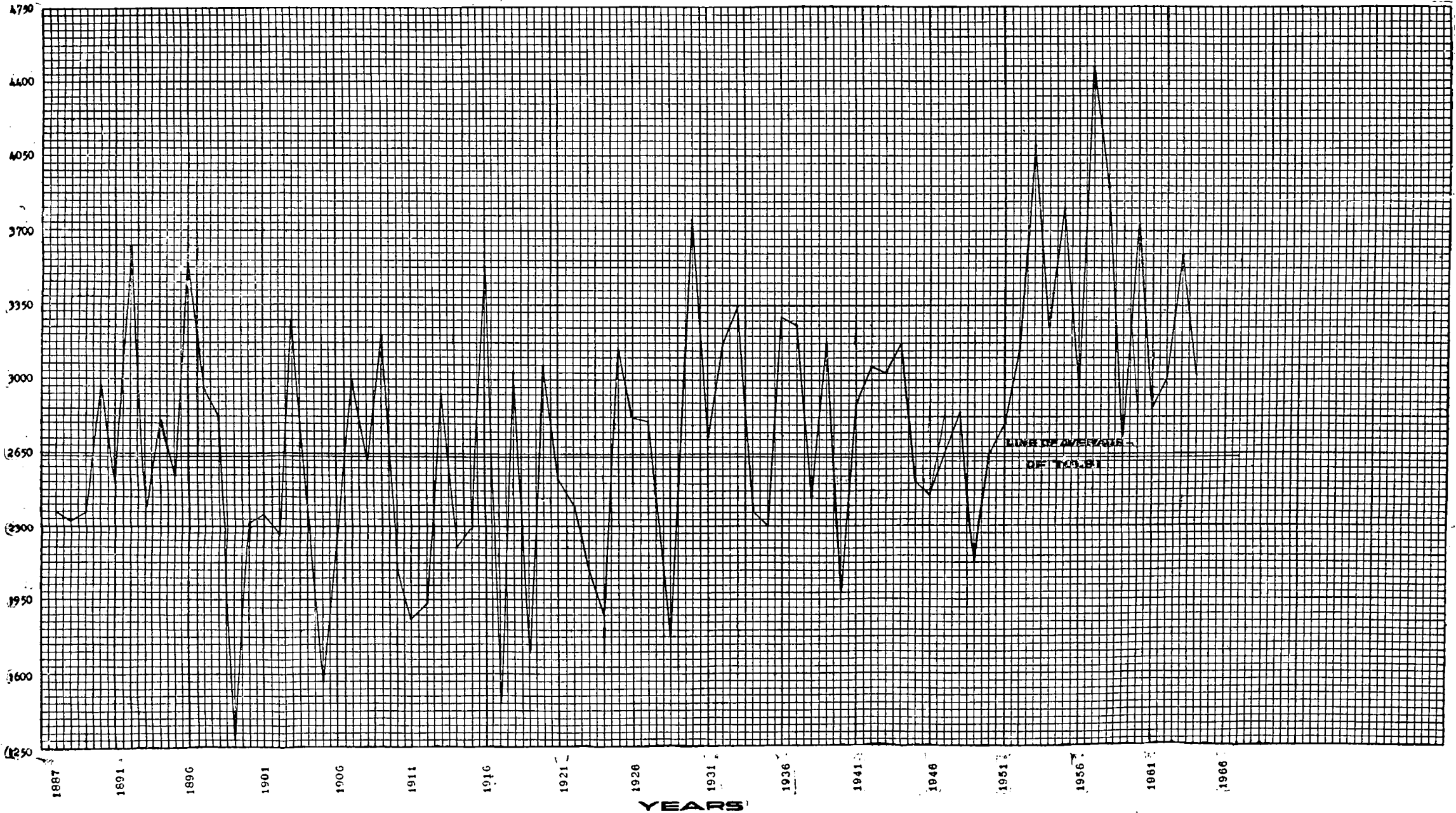
VEHAR
GRAPH SHOWING
ANNUAL RAINFALL IN MILLIMETRES FROM 1887
AND EXCESS ABOVE AND DEFICIENCY BELOW
AVERAGE RAINFALL

APPENDIX II B
VIDE PARA Nº 1



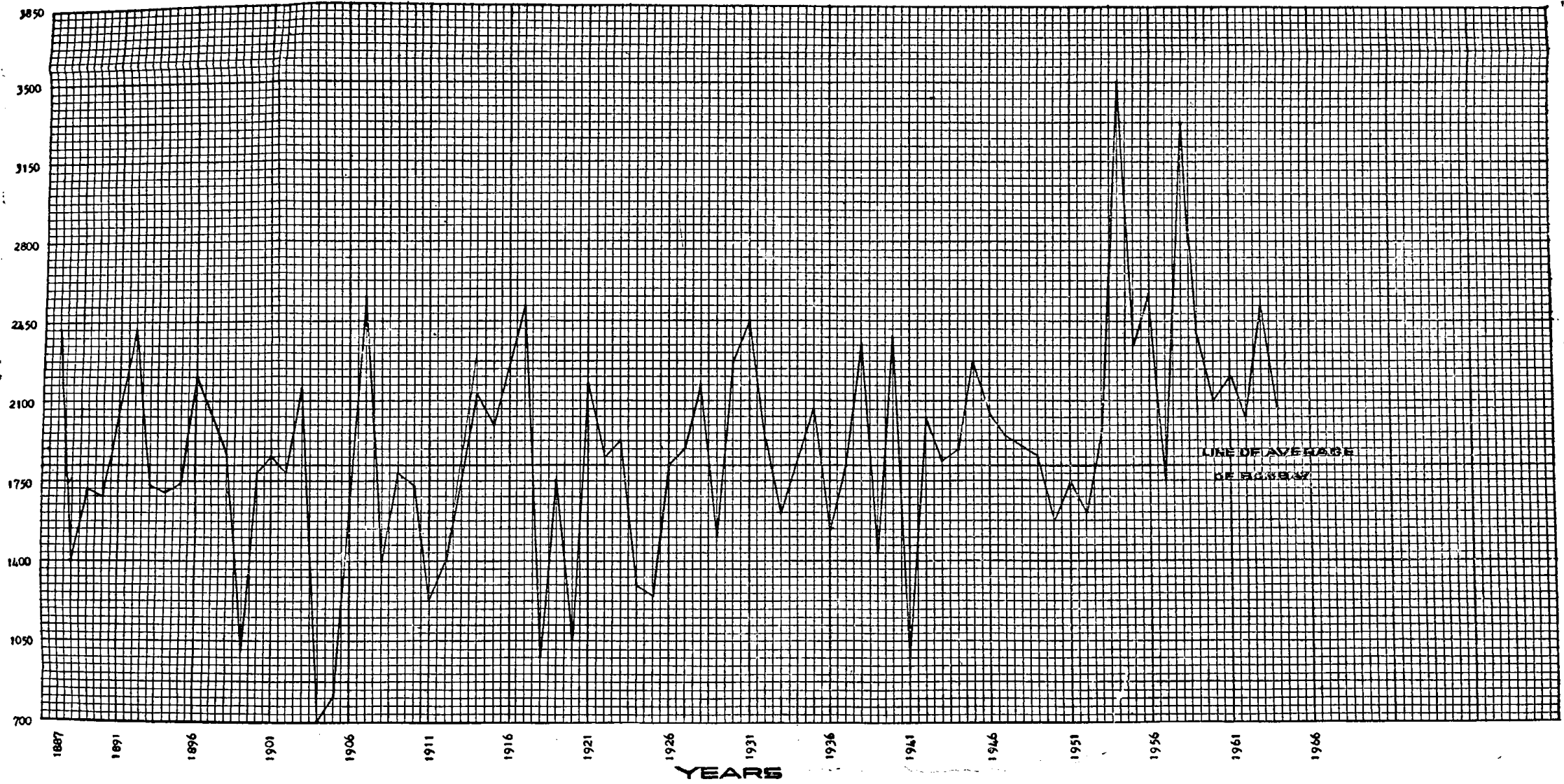
TULSI
GRAPH SHOWING
ANNUAL RAINFALL IN MILLIMETRES FROM 1887
AND EXCESS ABOVE AND DEFICIENCY BELOW
AVERAGE RAINFALL

APPENDIX II C
VIDE PARA NO 1



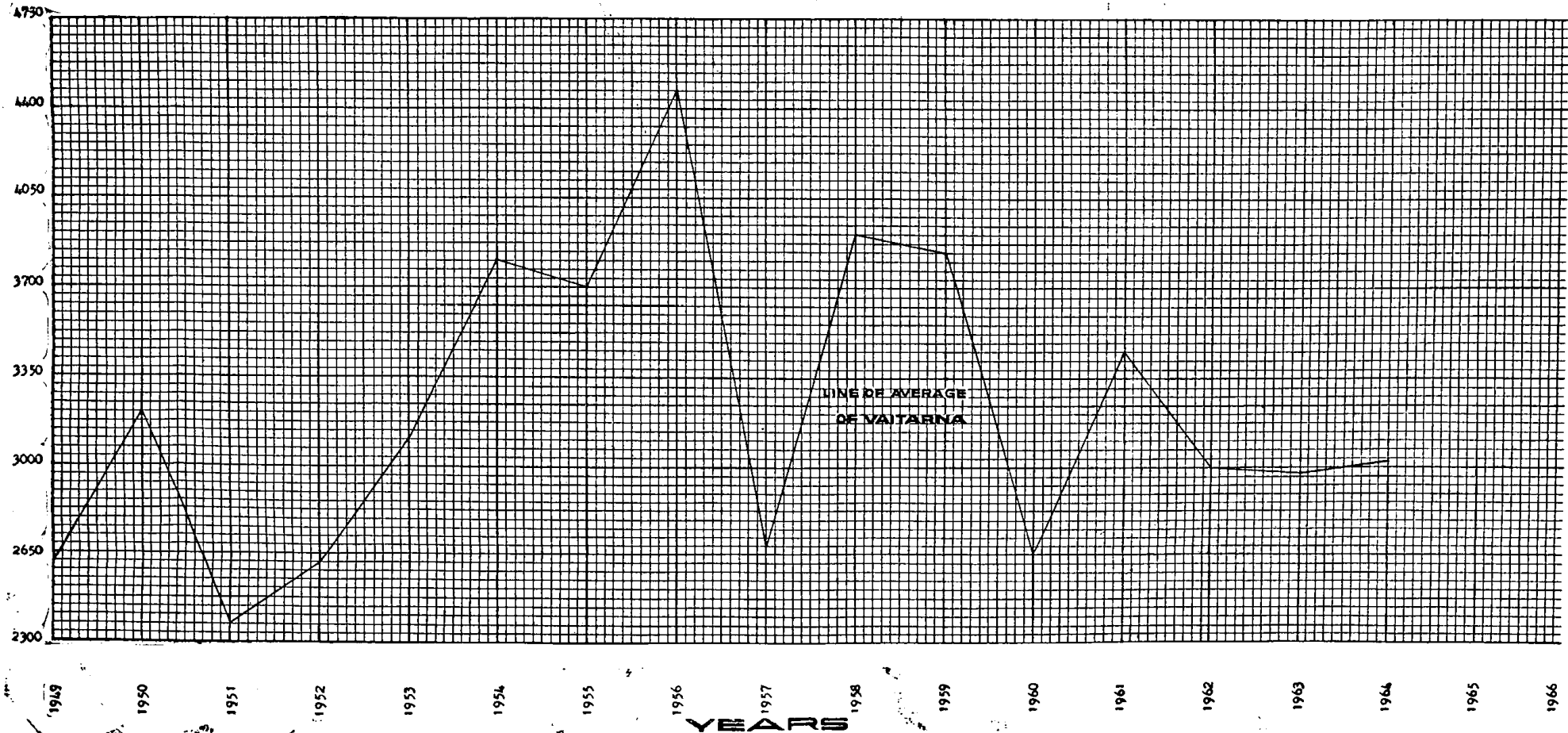
**CITY (AT COLABA)
GRAPH SHOWING
ANNUAL RAINFALL IN MILLIMETRES FROM 1887
AND EXCESS ABOVE AND DEFICIENCY BELOW
AVERAGE RAINFALL**

**APPENDIX II D
VIDE PARA N^o 1**














VAITARNA
GRAPH SHOWING
ANNUAL RAINFALL IN MILLIMETRES FROM 1949
AND EXCESS ABOVE AND DEFICIENCY BELOW
AVERAGE RAINFALL

APPENDIX II E
VIDE PARA Nº 1



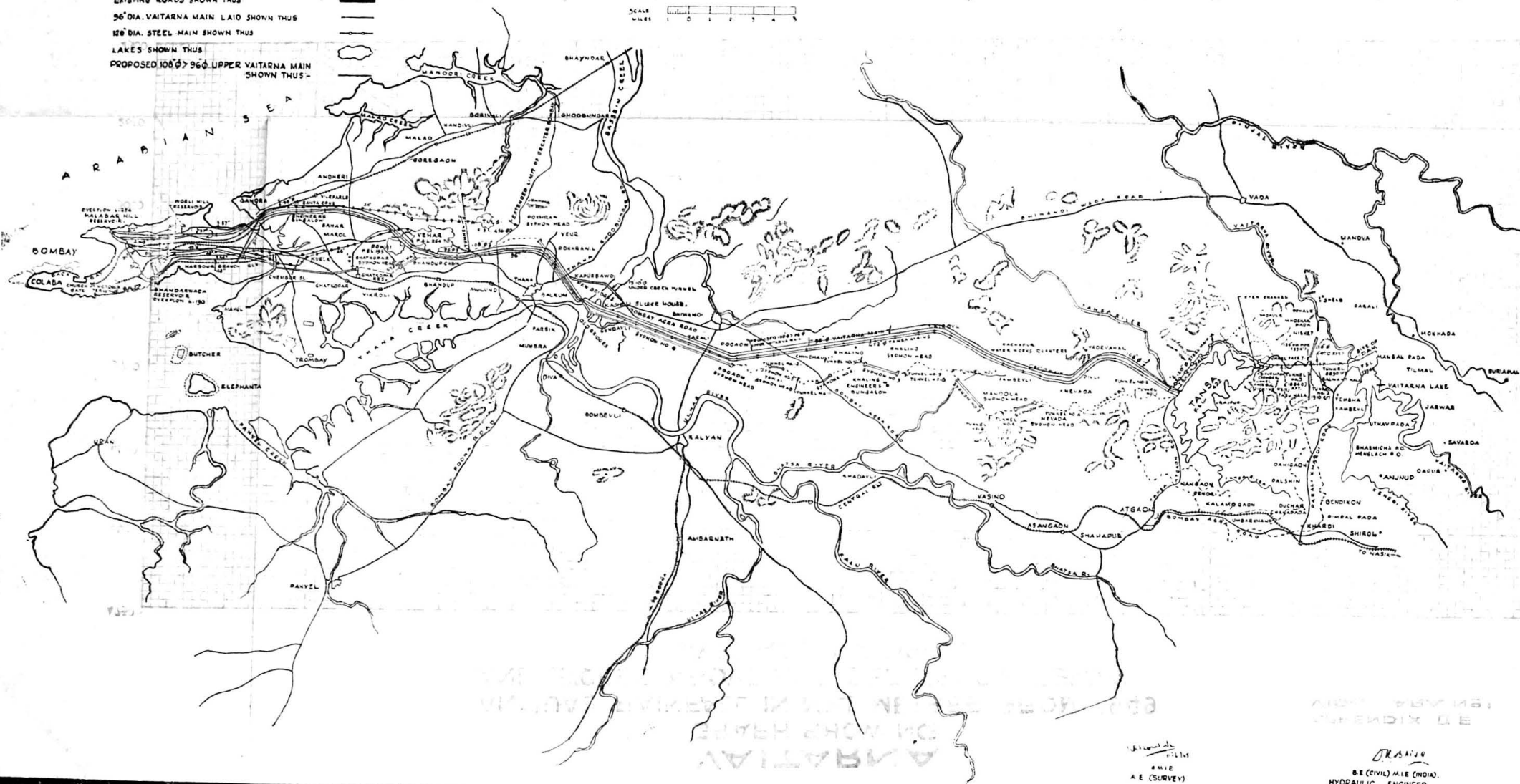
NOTES

- 2-72" DIA. TANSA MAINS SHOWN THUS 
- MASONRY DUCT 47" SYPHON LINE SHOWN THUS 
- 48" DIA. VEHAD MAIN SHOWN THUS 
- 24" DIA. TULSI MAIN SHOWN THUS 
- HORSE SHOE SECTION (63 1/2 FEET) TUNNEL SHOWN THUS 
- TANSA BELHALA ROAD SHOWN THUS 
- EXISTING ROADS SHOWN THUS 
- 96" DIA. VAITARNA MAIN LAID SHOWN THUS 
- 120" DIA. STEEL MAIN SHOWN THUS 
- LAKES SHOWN THUS 
- PROPOSED 108" > 96" UPPER VAITARNA MAIN SHOWN THUS 

WATER SUPPLY WORKS OF THE BOMBAY MUNICIPAL CORPORATION

SCALE
MILES 

APPENDIX II
DRG No. ME/2070
2-6-1928.



4 MILE
A E (SURVEY)

DR. S. S. J. S.
B.E. (CIVIL) M.E. (INDIA).
HYDRAULIC ENGINEER.

APPENDIX-IA

Statement showing Evaporation Losses of different lakes during the year 1964-65

Month	Evaporation in Metres				Evaporation in Mega-Litres			
	Tansa	Vaitarna	Vehar	Tulsi	Tansa	Vaitarna	Vehar	Tulsi
April 1964	0.145 (0.476 ft.)	0.228 (0.749 ft.)	0.168 (0.550 ft.)	0.157 (0.516 ft.)	1839.296 (404.60 M.G.)	1201.452 (264.29 M.G.)	670.911 (147.584 M.G.)	133.106 (29.28 M.G.)
May 1964	0.133 (0.436 ft.)	0.191 (0.627 ft.)	0.181 (0.595 ft.)	0.187 (0.614 ft.)	1698.598 (373.65 M.G.)	714.807 (157.24 M.G.)	680.621 (149.72 M.G.)	143.658 (31.61 M.G.)
June 1964	Not recorded				Not recorded.			
July 1964	Not recorded				Not recorded.			
August 1964	Not recorded				Not recorded.			
September 1964	Not recorded				Not recorded.			
October 1964	Not recorded				Not recorded.			
November 1964	0.085 (0.28 ft.)	0.061 (0.201 ft.)	0.092 (0.303 ft.)	0.102 (0.337 ft.)	1570.361 (345.441 M.G.)	1052.81 (231.52 M.G.)	411.304 (90.477 M.G.)	130.065 (28.611 M.G.)
December 1964	0.105 (0.341 ft.)	0.124 (0.408 ft.)	0.094 (0.31 ft.)	0.078 (0.256 ft.)	1840.505 (404.866 M.G.)	944.106 (207.68 M.G.)	406.364 (89.39 M.G.)	94.047 (20.688 M.G.)
January 1965	0.100 (0.329 ft.)	0.128 (0.421 ft.)	0.104 (0.342 ft.)	0.089 (0.292 ft.)	1582.664 (348.147 M.G.)	877.506 (193.03 M.G.)	415.791 (91.464 M.G.)	100.521 (22.112 M.G.)
February 1965	0.086 (0.282 ft.)	0.149 (0.490 ft.)	0.077 (0.253 ft.)	0.093 (0.305 ft.)	1771.564 (389.707 M.G.)	890.644 (195.92 M.G.)	418.506 (92.061 M.G.)	98.761 (21.725 M.G.)
March 1965	0.102 (0.336 ft.)	0.200 (0.657 ft.)	0.139 (0.457 ft.)	0.130 (0.425 ft.)	2004.677 (440.98 M.G.)	1054.435 (231.95 M.G.)	547.583 (120.455 M.G.)	130.860 (28.786 M.G.)
Total	0.756 (2.480 ft.)	1.081 (3.553 ft.)	0.855 (2.810 ft.)	0.836 (2.745 ft.)	12307.665 (2707.931 M.G.)	6735.431 (1481.63 M.G.)	3550.080 (781.151 M.G.)	830.878 (182.812 M.G.)

Grand Total—23424.054 Mega Litres (5153.524 million Gallons) in dry season
110.50 Mega Litres (24.318 Million Gallons) per day.

APPENDIX IV

Supply Statistics (1964-65)

(1) Quantity of water supplied to the Greater Bombay during the year in Mega Litres	3,38,952.22 (74,569.48 M.G.)
(2) Quantity of water supplied to the City proper during the year in Mega Litres	2,44,052.22 (53,691.48 M.G.)
(3) Quantity of water supplied to the Greater Bombay during the previous year in Mega Litres	3,46,761.50 (76,279.33 M.G.)
(4) Decrease over the previous year's supply in Greater Bombay in Mega Litres	7,809.28 (1,709.85 M.G.)
(5) Quantity of water supplied to the Thana Municipality, Nowpada and Kopri Colony in Mega Litres, not included in Item No. (1) above	3,760.07 (829.10 M.G.)
(6) Total quantity of water supplied to all concerns outside the limits of Greater Bombay Mega Litres including Item No. (5) above	6,302.03 (1,386.24 M.G.)
(7) Average daily supply during the year to City proper in Mega Litres	668.63 (147.10 M.G.)
(8) Average daily supply during the year to Western Suburbs in Mega Litres	108.42 (23.84 M.G.)
(9) Average daily supply during the year to Eastern Suburbs in Mega Litres	107.94 (23.73 M.G.)
(10) Average daily supply during the year to Extended Suburbs West in Mega Litres	35.36 (7.76 M.G.)
(11) Average daily supply during the year to Extended Suburbs East in Mega Litres	8.26 (1.80 M.G.)
(12) Average daily supply during the year to Greater Bombay in Mega Litres	928.61 (204.23 M.G.)
(13) Decrease over previous year's average daily supply to Greater Bombay in Mega Litres	18.81 (4.18 M.G.)
(14) Estimated mid year (1964-65) population of City as given by Director of Public Health, Government of Maharashtra	29,64,000.
(15) Do. Suburbs Do.	12,65,000.
(16) Do. Extended Suburbs Do.	4,25,000.
(17) Do. Greater Bombay Do.	46,54,000.
(18) The maximum supply per day during the year on 23rd August 1963 in Mega Litres	994.64 (218.80 M.G.)
(19) The minimum supply per day during the year on 30th April 1963 in Mega Litres	809.63 (178.10 M.G.)
(20) Total quantity of water conveyed by the two 72" dia and one 96" dia mains during the year in Mega Litres including 6,302.03 M.L. (1,386.24 M.G.) tapped outside Greater Bombay and 99.19 M.L. (21.82 M.G.) tapped upstream of Powai-Venturi at Mullind	3,05,108.52 (67,116.30 M.G.)
(21) Average quantity of water conveyed daily by the two 72" and one 96" dia mains in Mega Litres	835.91 (183.88 M.G.)
(22) Total quantity of water transferred from Duct to Vehar in Mega Litres	Nil.
(23) Total quantity of water transferred from Vajarna to Tansa in Mega Litres	2,14,437.07 (47,170.14 M.G.)
(24) Total quantity of water conveyed by the Duct during the year in Mega Litres	13,183.45 (2,900.10 M.G.)
(25) Average quantity of water conveyed daily by the Duct in Mega Litres	36.09 (7.94 M.G.)
(26) Total quantity of water conveyed by the 48" dia Vehar main during the year from Vehar Lake in Mega Litres	34,509.28 (7,591.20 M.G.)
(27) Average quantity of water conveyed by 48" Vehar main from Vehar Lake in Mega Litres	94.50 (20.79 M.G.)
(28) Total quantity of water conveyed by 24" Tulsi main during the year in Mega Litres	5,046.47 (1,110.10 M.G.)
(29) Average quantity of water conveyed daily by 24" Tulsi main during the year in Mega Litres	13.81 (3.04 M.G.)
(30) Quantity of water supplied for domestic purposes during the year to City in Mega Litres	1,47,741.72 (32,503.18 M.G.)
(31) Quantity of water supplied for domestic purposes during the year to the Suburbs in Mega Litres	47,087.50 (10,538.20 M.G.)
(32) Quantity of water supplied for domestic purposes during the year to the Extended Suburbs in Mega Litres	9,720.50 (2,138.51 M.G.)
(33) Quantity of water supplied for domestic purposes during the year to Greater Bombay in Mega Litres	2,04,549.72 (45,000.94 M.G.)
(34) Average quantity of water supplied for domestic purposes per head per day to the City in Litres	136.56 (30.04 gallons).
(35) Average quantity of water supplied for domestic purposes per head per day to Suburbs in Litres	101.18 (22.21 gallons).
(36) Average quantity of water supplied for domestic purposes per head per day to the Extended Suburbs in Litres	62.65 (13.77 gallons).
(37) Average quantity of water supplied for domestic purposes per head per day to Greater Bombay in Litres	120.41 (26.49 gallons).
(38) Average daily supply for all purposes per head per day to the City in Litres	225.58 (49.62 gallons).
(39) Average daily supply for all purposes per head per day to the Suburbs in Litres	171.35 (37.69 gallons.)
(40) Average daily supply for all purposes per head per day to the Extended Suburbs in Litres	102.65 (22.58 gallons.)
(41) Average daily supply for all purposes per head per day to Greater Bombay in Litres	225.58 (49.62 gallons.)
(42) Percentage of water supplied for domestic purposes to total supply in Greater Bombay	60.35.
(43) Percentage of water supplied for other purposes to total supply in Greater Bombay	39.65

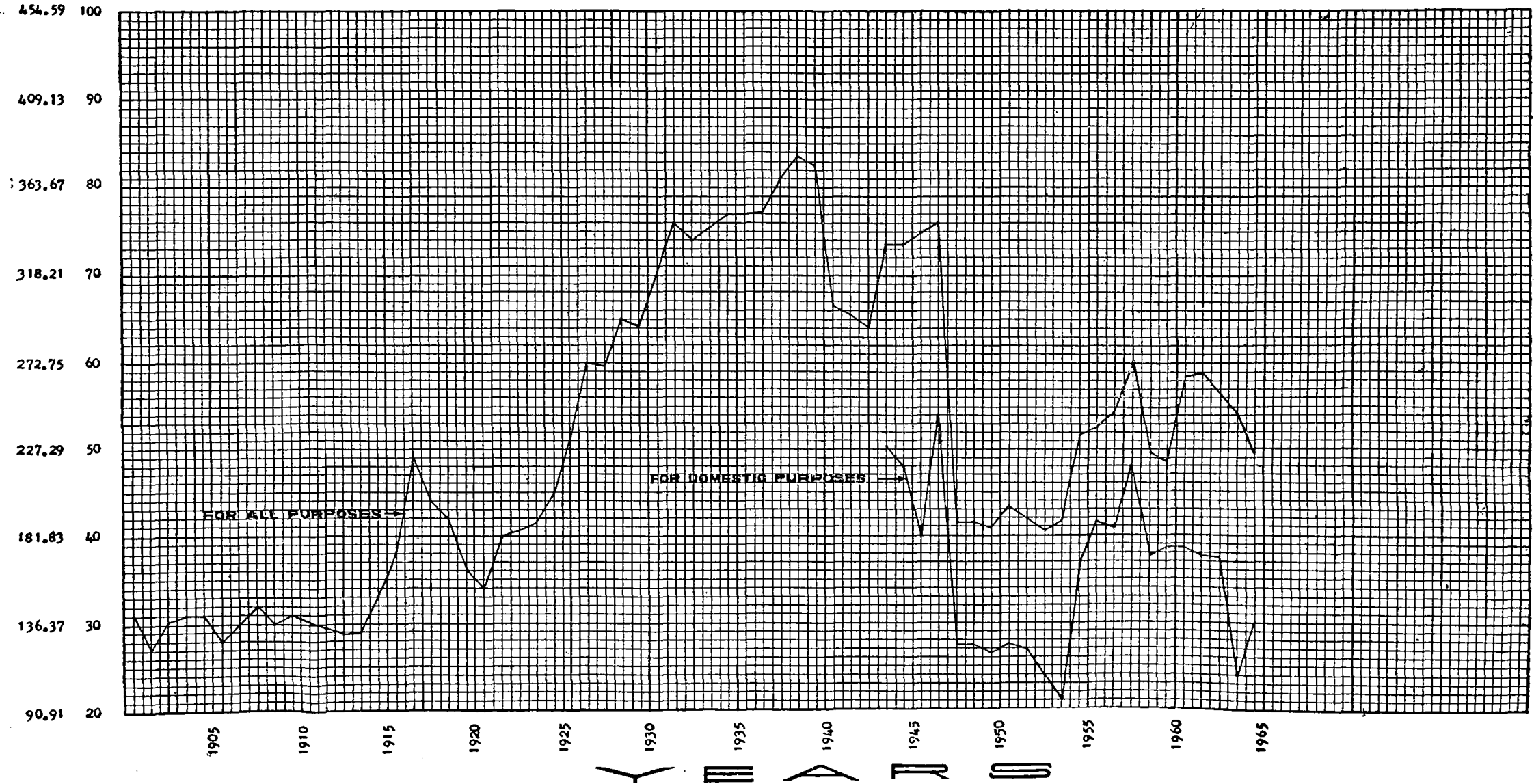
SUPPLY STATISTICS FOR THE CITY

AVERAGE SUPPLY PER HEAD PER DAY

APPENDIX IV A
VIDE PARA Nº 2

AVERAGE PER
CAPITA SUPPLY
IN
Litres Galls

- (a) FOR ALL PURPOSES
- (b) FOR DOMESTIC PURPOSES



SUPPLY STATISTICS FOR THE CITY

APPENDIX IV B
VIDE PARA Nº 4

AVERAGE SUPPLY PER DAY

AVERAGE DAILY SUPPLY	
In	
Mega Litres	M. Gallons
772.81	170

727.35 160

681.89 150

636.43 140

590.97 130

545.51 120

500.05 110

454.59 100

409.13 90

363.67 80

318.21 70

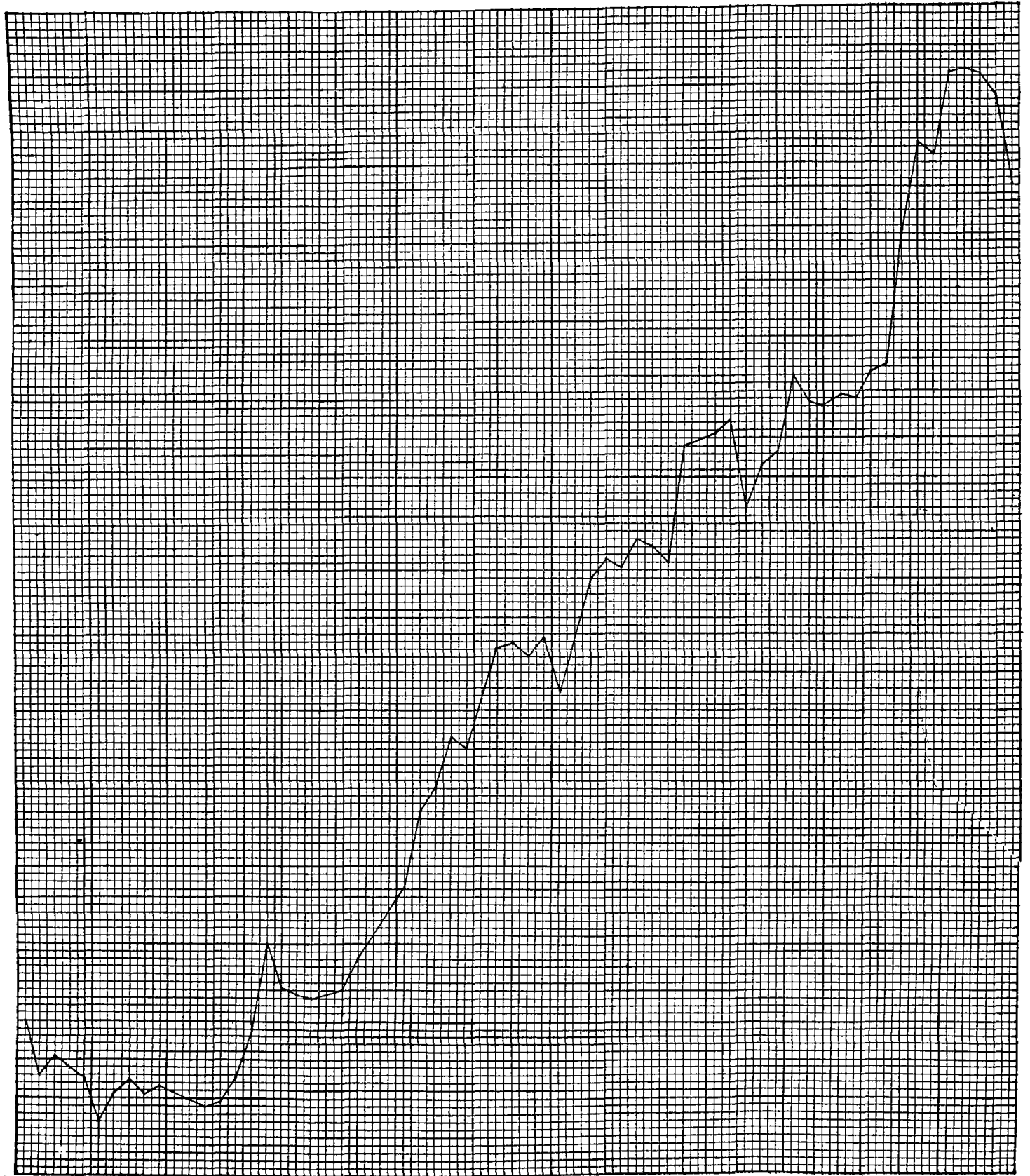
272.75 60

227.29 50

181.83 40

136.37 30

90.91 20



1900 1905 1910 1915 1920 1925 1930 1935 1940 1945 1950 1955 1960 1965

APPENDIX V

Statement showing the quantity of Municipal water used for different purposes during the year 1964-65:—

Serial No.	Particulars.	Quantity in Mega Litres.	Quantity in Million Gallons.	Percentage.	Remarks.
1	Milch Cattle Stables	45.96	10.11	0.019	
2	Other Stables	67.66	14.89	0.028	
3	Textile Mills	27,718.10	6,097.98	11.360	
4	Dyeing Printing Bleaching Mills	4,153.06	913.67	1.701	
5	Gymkhanas Playgrounds etc.	185.01	40.70	0.076	
6	Race Course	373.10	82.08	0.153	
7	Industries	7,877.62	1,733.08	3.227	
8	Laundries and Dhobighats	932.60	205.17	0.382	
9	Lodging and Boarding Houses	441.39	97.11	0.181	
10	Hotels	657.78	144.71	0.270	
11	Restaurants	2,424.71	533.44	0.993	
12	Flour Mills	106.50	23.43	0.044	
13	Private Hospitals	262.22	57.69	0.107	
14	Railways	5,524.23	1,215.33	2.262	
15	Bombay Port trust	5,658.20	1,244.80	2.317	
16	Private Markets	133.87	28.45	0.055	
17	Bakeries	1,082.10	238.06	0.443	
18	B. E. S. & T. Undertaking properties	282.96	62.25	0.116	
19	Municipal Dhobighats	532.20	117.08	0.218	
20	Cultivating Lands	5.98	1.32	0.003	
21	Construction Works (Metered)	339.86	74.77	0.139	
22	Construction Works (Unmetered)	247.46	54.44	0.101	
23	Total supply for Industrial and Trade purposes	59,052.57	12,991.56	24.195	
23	Fire Purposes	6.36	1.40	0.003	
24	Municipal Construction Works	109.55	24.10	0.045	
25	Road watering and cleansing and flushing gullies	534.19	117.52	0.219	
	Total supply for Non-domestic purposes	59,702.67	13,134.58	24.462	
26	Domestic Supply to City—				
	(a) Metered including residential quarters at Mills, Government Properties, B. E. S. & T. Undertaking, B. P. T. and City Bungalows with gardens.	28,476.54	6,264.84	11.664	*Per capita consumption for domestic purposes is 136.60 Litres (30.05 gals.) per head per day.
	(b) Unmetered	1,19,265.18	26,238.34	48.874	
27	Leakage (Estimated)	36,607.83	8,053.72	15.000	
	Total quantity of water supplied to the City	2,44,052.22	53,691.48	100.000	
28	Suburbs				
	(a) Domestic 47,087.50 M. L. (10,359.25 M.G.)	47,087.50	10,359.25	19.297	*Per capita consumption for domestic purposes is 101.18 Litres (22.21 gals.) per head per day.
	(b) Non-domestic 24,737.50 M.L. (5,442.25 M.G.)	24,737.50	5,442.25	9.997	
	(c) Unaccountable losses such as leakage, bursts, de-watering of mains during construction and repairs works, unauthorised use of fire-hydrants and fire fighting.	7,150.00	1,573.00	9.053	
	Total quantity of water supplied to Suburbs	78,975.00	17,374.50	100.000	
29	Extended Suburbs—				
	(a) Domestic 9,720.50 M.L. (2,138.51 M.G.)	9,720.50	2,138.51	90.788	*Per capita consumption for domestic purposes is 62.65 Litres (13.77 gals.) per head per day.
	(b) Non-domestic 4,739.50 M.L. (1,042.69 M.G.)	4,739.50	1,042.69	9.212	
	(c) Unaccountable losses such as leakage, bursts, dewatering of mains during construction and repairs works, unauthorised use of fire hydrants and fire-fighting.	1,465.00	322.30	9.212	
	Total quantity of water supply to Extended Suburbs	15,925.00	3,503.50	100.00	
30	Grand Total	3,38,952.22	74,569.48		

Note.—The total quantity of water supplied to the City, Suburbs and Extended Suburbs, i.e., Greater Bombay was 3,38,952.22 Mega Litres.

*The per capita consumption is based on the estimated mid year (1964-65) population as given by Director of Public Health, Government of Maharashtra (vide Items 14 to 17 of Appendix IV).

APPENDIX VI

Details of the Hydraulic Gates in the Head Works Division

Place.	Where fitted.	Nos.	Type.	Size.	Maximum head of operation.
Vaitarna	... Spillway	... 4	Tainter gates (electrically operated).	40' × 26'	26.5 feet.
"	... Do.	... 4	Tainter Gates (Buoyancy operated).	"	25.40 feet.
"	Under Sluices	... 2	Stoney gates (Main).	15'-6" × 6'-6"	167.0 feet.
"	Do.	1	Circulating rollers type.	19'-6" × 6'-6"	Balanced Load operation.
"	Intake Tower	... 1	Stoney gate. (Main).	13'-0" × 6'-6"	128.5 feet.
"	Do.	... 1	Circulating roller type (emergency).	16'-6" × 6'-5 1/2"	Do.
Belnalla	... Bifurcation Chamber.	2	Do.	13'-1 1/2" × 7'-6"	Do.
Tansa	Automatic Shutters (with concrete counterweights) spillway.	38	Automatic shutters ...	50' × 4'	4 feet.

APPENDIX VII

Statistics of trunk mains embankments, culverts and bridges, etc.

	Head Works—Division.		Outside City Division Kilometres (Miles).	Total Kilometres (Miles).
	Vaitarna. Kilometres (Miles).	Tansa. Kilometres. (Miles)		
(1) Length of steel mains	... 0.20 (0.19)	58.28 (36.50)	223.70 (139.00)	282.45 (175.69)
(2) Length of C. I. Mains	77.65 (48.25)	77.65 (48.25)
(3) Length of Masonry duct	...	12.06 (7.50)	25.34 (15.75)	37.40 (23.25)
(4) Length of Tunnels	... 6.22 (3.88)	3.04 (1.89)	3.15 (1.97)	12.41 (7.74)
(5) Length of embankments	...	16.09 (10.00)	113.86 (70.75)	129.95 (80.75)
(6) Length of Trolley Tracks	...	16.09 (10.00)	115.06 (71.50)	131.15 (81.50)
(7) Bridges and Culverts	... 2 Nos.	54 Nos.	309 Nos.	365 Nos.

APPENDIX VIII

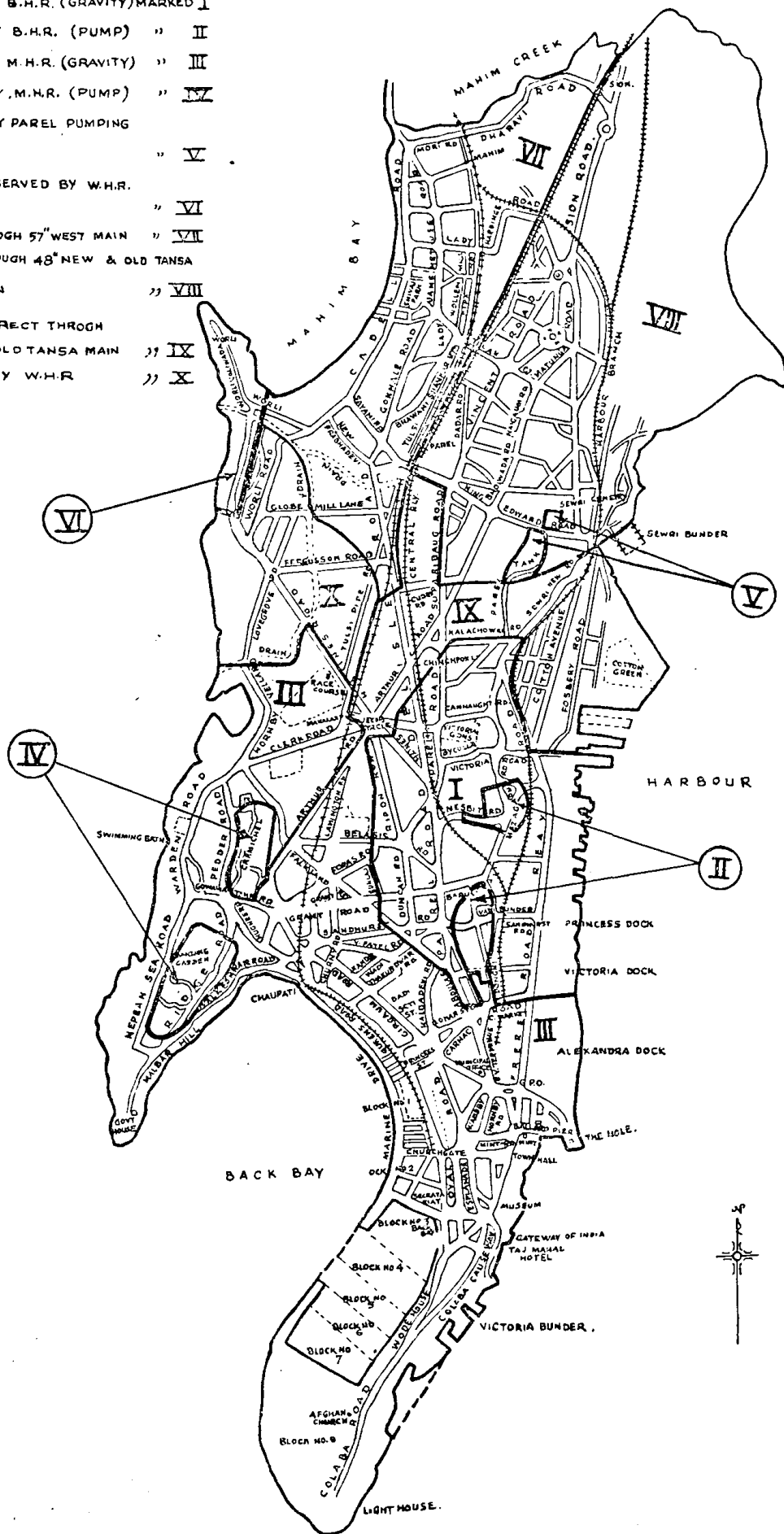
Particulars of Municipal Meters in the City 1964-65

Size of Metres.	No.
15 mm. (1/2")	... 8,541
20 mm. (3/4")	... 5,124
25 mm. (1")	... 2,945
40 mm. (1 1/2")	... 2,370
50 mm. (2")	... 1,421
80 mm. (3")	... 403
100 mm. (4")	... 321
150 mm. (6")	... 94
200 mm. (8")	... 63
300 mm. (12")	... 4
Total	... 21,286

ZONES OF WATER SUPPLY

APPENDIX IX

- 1) AREA SERVED BY B.H.R. (GRAVITY) MARKED I
- 2) AREA SERVED BY B.H.R. (PUMP) " II
- 3) AREA SERVED BY M.H.R. (GRAVITY) " III
- 4) AREA SERVED BY M.H.R. (PUMP) " IV
- 5) AREA SERVED BY PAREL PUMPING STATION. " V
- 6) HIGH LEVEL AREA SERVED BY W.H.R. INLET " VI
- 7) G WARD DIRECT THROUGH 57" WEST MAIN " VII
- 8) F WARD DIRECT THROUGH 48" NEW & OLD TANSA AND VEHAR MAIN " VIII
- 9) AREA SERVED DIRECT THROUGH 48" NEW AND 48" OLD TANSA MAIN " IX
- 10) AREA SERVED BY W.H.R. " X



APPENDIX X

Statement showing hours of supply in the different localities in the City

Serial No.	Locality	Ward	Hours of supply
1	2	3	4
1	A Ward north zone: 1st Marine Street, Lokmanya Tilak Road (Carnac Road) on the north side of Netaji Subhash Road (Marine Drive) area.	A	7.30 a. m. to 8.15 a. m. 8.30 p. m. to 10.45 p. m.
2	A Ward South, Colaba including Cuff Parade and Military area.	A	4.00 a. m. to 6.30 a. m. 6.30 a. m. to 7.30 a. m.
3	Low Pressure to areas under 1 and 2 above.	A	4.00 p. m. to 8.30 p. m. 3.00 a. m. to 7.30 a. m.
4	Dongri A Zone including Walpakhadi, Dr. Maishri Road Jail Road (East), Umerkhadhi etc.	B	7.15 p. m. to 10.30 p. m. 6.30 a. m. to 7.30 a. m.
5	Dongri B Zone including Harbour Branch Railway Line, Dana Bunder Area, Samudra Street, Keshavji Naik Road (Chinch Bunder Road, Yusuf Mehrali Road (Masjid Bunder), Kasbkar Janjekar and Masjid, Street.	B	4.00 a. m. to 7.30 a. m. 7.15 p. m. to 8.00 p. m.
6	Areas served by the Malabar Hill Reservoir and Bhandarwada Hill Reservoir, Babula Tank Road, Abdul Rahman Street, Nagdevi Street, Part of Lokmanya Tilak Road (Carnac Road), Mohamedali Road and Ebrahim Rahimalla Road.		4.45 a. m. to 6.45 a. m. 7.15 p. m. to 8.00 p. m.
7	Area served by Bhandarwada Hill, Durgadevi Street, Kumbharwada, Sardar V. P. Road, Grant Road, etc.	C	Do.
8	Areas served by Malabar Hill Reservoir Kalbadevi, Thakurdwar Road, Jagannath Shankarseth Road (Girgaum Road), Fanaswadi, Chirabazar, etc.	C	4.45 a. m. to 6.45 a. m. 7.15 p. m. to 8.00 p. m.
9	15, Siri Road and Part of Walkeshwar Road	D	5.30 a. m. to 9.30 a. m. 6.30 p. m. to 10.00 p. m.
10	Walkeshwar Road, and Banganga Road, Dongri Road, and Harkness Road.	D	6.00 a. m. to 5.30 p. m. 5.30 p. m. to 9.30 a. m.
11	Gowalia Tank Road (East), Ragoji Road, Forjet Hill Road.	D	6.30 p. m. to 10.00 p. m. 5.30 a. m. to 9.30 a. m.
12	Altamount Road	D	10.00 p. m. to 6.00 a. m.
13	Bhatbhari Desai Road (Warden Road), Pedder Road, and Nepolean Sesa Road.	D	8.30 p. m. to 6.00 a. m.
14	Gibbs Road and Carmichael Road	D	7.00 p. m. to 1.00 a. m. 2.00 a. m. to 6.00 a. m.
15	12, Ridge Road, Mount Pleasant Road, Manav Mandir Road (Wilderness Road), Nepolean Sesa Road.	D	3.15 p. m. to 7.00 p. m. 10.00 p. m. to 6.00 a. m.
16	Areas served by Malabar Hill Reservoir, and Bhandarwada Hill Reservoir, Khetwadi, Sardar V. P. Road (Part), Part of Grant Road upto Lamington Road junction.	D	4.45 a. m. to 6.45 a. m. 7.15 p. m. to 8.00 p. m.
17	Area served by Bhandarwada Hill Reservoir Nagpada, Dr. Babasaheb Ambekar Road, (Victoria Garden Road), Morland Road, Moulana Azad Road, (Ripon Road), Mottibai Street, Clark Road Dr. E. Moss Road (Haines Road), Kamathipura, etc.	E	4.45 a. m. to 6.45 a. m. 7.15 p. m. to 8.00 p. m.
18	Hathi Bang, Tarabang, Motishah Road (Love Lane) Matharpakhadi and Gun Powder Road.	E	3.30 p. m. to 5.30 p. m. 5.30 p. m. to 7.00 p. m. 7.00 p. m. to 10.30 p. m.
19	Dr. Mascarenhas Road (Mount Road), Ghorupdeo Road, Reay Road, East of Harbour Branch Railway Lines and Wadi Bunder.	E	8.00 p. m. to 10.30 p. m. 6.30 a. m. to 7.30 a. m.
20	Nesbit Road, St. Mary's Road, Mazgaon, Tadwadi including B. I. T. Chawls	E	4.45 a. m. to 6.45 a. m. 7.15 p. m. to 8.00 p. m.

APPENDIX X—Contd.

Serial No.	Locality	Ward	Hours of supply
1	1	3	4
21	South of Naigaum Cross Road including Parel Tank Road, South of Acharya Donda Road, (King Edward Road) upto Ambewadi including Parel Village.	F/S	3.30 a. m. to 7.00 a. m. 7.00 p. m. to 8.00 p. m.
22	(Pump Supply) Parel Tank Road, Kelewadi, Ambewadi, South of Naigaum Cross Road including Parel Tank Road, South of K. E. M. Hospital Road.	F/S	7.30 p. m. to 10.30 p. m. 5.00 a. m. to 7.30 a. m.
23	(Pump Supply) Gollanji Hill Parel Village, Parel Back Road, Parel Tank Road, North of K. E. M. Hospital Road.	F/S	4.00 p. m. to 7.00 p. m. 5.30 a. m. to 7.30 a. m.
24	(Direct Supply) Gokhale Road, Sayani Road, Fergusson Road, Dr. E. Moses Road (Haines Road), Tulsi Pipe Road, Prabhadevi Road, Elphinstone Road, Annie Besant Road (Worli) etc.	G/S	4.00 p. m. to 7.00 p. m. 7.00 a. m. to 8.00 a. m.
25	(Direct Supply) Shivaji Park, Dr. Rajendraprasad Road (Cadell Road), Mahim, Lady Jamshedji Road, Lady Hardinge Road, Mori Road, T. P. Road, Dharavi etc.	G/N	8.00 p. m. to 11.00 p. m. 7.00 a. m. to 8.00 a. m.

APPENDIX XI

Statement showing short supply complaints in the City (for the last 15 years.)

Months.	1950-51	1951-52	1952-53	1953-54	1954-55	1955-56	1956-57	1957-58	1958-59	1959-60	1960-61	1961-62	1962-63	1963-64	1964-65
April ...	1,017	1,145	1,369	1,961	1,726	1,575	1,589	1,320	316	231	255	455	1,277	1,487	4,471
May ...	1,390	1,273	1,388	2,061	1,694	1,285	1,777	1,521	242	596	300	592	1,493	1,683	4,369
June ...	1,277	1,384	1,412	1,982	1,621	1,382	1,423	3,159	187	596	258	786	1,549	1,602	4,579
July ...	1,311	1,288	1,336	1,834	1,209	1,110	1,136	2,089	242	436	234	620	1,433	1,335	4,338
August	1,143	1,567	1,282	1,797	912	741	980	440	224	305	409	452	1,295	1,130	3,750
Sept. ...	1,143	1,538	1,280	1,695	858	951	852	759	246	308	448	663	1,199	1,194	3,666
Oct. ...	1,400	1,772	1,340	2,245	1,094	1,096	971	1,572	235	275	505	831	1,616	1,351	4,064
Nov. ...	1,448	1,211	1,304	1,819	975	1,003	968	688	222	271	508	899	1,376	1,342	3,850
Dec. ...	1,109	1,175	1,467	2,058	872	1,045	970	1,076	192	345	617	865	1,282	1,479	3,915
Jan. ...	1,286	1,153	1,219	1,924	678	772	1,016	572	242	243	634	665	1,463	1,700	3,983
Feb. ...	1,242	1,206	1,349	1,908	823	970	898	916	179	108	670	816	1,722	1,360	3,574
March	1,322	1,197	1,712	2,127	1,167	1,445	954	824	264	239	531	1,013	1,576	1,309	4,127
Total ..	15,256	15,911	16,461	23,425	13,629	13,375	13,534	14,938	2,791	4,053	5,369	8,657	17,281	16,973	48,986

APPENDIX XII

Details of sizes of stand-pipes in Suburbs and consumptions through them

Serial No.	Ward.	Total No. of Stand pipes.	Unmetered connections.	CONSUMPTION										TOTAL Monthly Consumption through stand pipes (in)	SIZES					Diameter of pipe not known
				NUMBER OF CONNECTIONS HAVING MONTHLY CONSUMPTIONS											No. OF CONNECTIONS OF DIAMETER:					
				0 to 25,000 gallons.	25,000 to 50,000	50,000 to 75,000	75,000 to 100,000	1,00,000 to 1,25,000	1,25,000 to 1,50,000	1,50,000 to 1,75,000	1,75,000 to 2,50,000	2,50,000 to 4,00,000	15 m.m. (1/2")		20 m.m. (3/4")	25 m.m. (1")	30 m.m. (1 1/4")	40 m.m. (1 1/2")	50 m.m. (2")	
1	H	135	3	58	24	15	11	8	5	2	6	3	(8.61 M.G.)	48	72	13	1	1	1	2
2	K	131	1	39	34	36	12	7	1	2	1	2	(4.40 M.G.)	73	45	13	1	1	1	1
3	P & R	34	2	19	17	4	2	1	1	1	1	1	(0.86 M.G.)	18	8	1	1	1	1	1
4	L	29	1	10	13	3	1	1	1	1	1	1	(0.30 M.G.)	27	5	1	1	1	1	1
5	M	21	4	6	2	1	3	1	1	1	1	5	(1.14 M.G.)	12	6	1	1	1	1	1
6	N	212	5	74	69	36	16	7	1	1	1	2	(4.38 M.G.)	108	105	4	1	1	1	3
7	T	4	1	1	2	1	1	1	1	1	1	1	(0.35 M.G.)	2	2	1	1	1	1	1

APPENDIX XIII

Hours of Supply in Suburbs and Extended Suburbs.

Ward	Locality	Time	Hours	Remarks
* H *	Bandra Hill	1 a. m. to 7 a. m.	6	Pump supply.
	Pali Hill (Mala Pumping)	12 Noon to 2 p. m. 11 p. m. to 7 a. m.	6	Pump supply. (From 11 p. m. to 1 a. m. pumping is done at Sherley and Rajan Villages).
	Dr. Ambedkar Road	4 a. m. to 7 a. m.	3	Pump supply.
	Remaining areas in 'H' Ward viz., Bandra, Khar and Santacruz.	11 p. m. to 5 a. m.	6	Gravity supply. (During non-supply hours, water is available at low pressures to low-lying areas. Fluctuations take place during supply hours in 'G' Ward in the City).
K *	Cazdar Hall Pump for Gilbert Hill, Vithalbai Patel Road and Gamdevi Areas.	9 a. m. to 1-30 p. m.	4½	Pump supply.
	Parsi Panchayat (Baptista Wadi Pump) for areas on the eastern side of the Western Express Highway.	11 p. m. to 5 a. m.	4	Do.
	Caves Road (Jogeshwari) Pump for Hindu Friends' Society and Shankar Wadi.	9-30 a. m. to 1-30 p. m.	4	Do.
	Mejas Wadi	6-30 a. m. to 8-30 a. m. & 2-30 p. m. to 5-00 p. m.	4½	Do.
	Squatters' Colony	5 p. m. to 8-30 p. m.	3	Do.
	Kunj Niwas area	6 a. m. to 9 a. m.	3	Do.
	All the areas except stated above and given below in 'K' Ward Area.		24	Gravity Supply. (There are no operations for curtailment of supply. The high pressure hours are from 11 p. m. to 5 a. m. and in the remaining period supply is available in low-lying areas at low pressures.
	(i) Swami Vivekanand Road from Andheri junction Shankar Nagar.	9 a. m. to 1 p. m.	4	
	(ii) Caves Road and Subhash Nagar and Hardevibai Locality.	9-30 a. m. to 1-30 p. m.	4	
	(iii) Gundavali and Teli Galji.	12-00 Midnight to 4-00 a. m.	4	
* L *	All the areas in 'L' Ward	11 p. m. to 5 a. m.	6	Do. do.
* M *	Ghatla and Janata Pumps	10 a. m. to 7 p. m. & 11 p. m. to 7 a. m.	17*	*Pumping hours.
	(i) Deonar Colony	2-30 p. m. to 3-30 p. m.	1	This is additional pumping for high pressures.
	(ii) Mankhurd Janata Colony	3-30 p. m. to 6-30 p. m. & 4-30 a. m. to 5-30 a. m.	4	Pump supply.
	(iii) Trombay	10 a. m. to 2 p. m. and 11 p. m. to 3 a. m.	8*	**Pumping is done during these hours but is actually it requires 1½ hours to build up the pressures at the site.
	(iv) All the areas in 'M' Ward except the above	11 p. m. to 5 a. m.	6*	†Gravity supply. During the remaining hours supply is available at low pressures.
* N *	Horse Shoe Valley	5 a. m. to 9 a. m. & 5 p. m. to 9 a. m.	8	Pump supply.
	Park Site Municipal Colony	5 a. m. to 9 a. m. & 5 p. m. to 10 p. m.	9	Do.
	Ghatkopar Vikhroli and Bhandup	1 a. m. to 2 p. m.	12	Gravity supply.
	* P *	Motilal Nagar, Sidharth Nagar, Goregaon	4 a. m. to 7-30 a. m.	3½
Unnat Nagar	7-30 a. m. to 9 a. m.	1½	Do.	
Daftary Road, Pushpa Park and Kurar Village.	4 p. m. to 7-30 p. m.	3½	Do.	
Military Installations at Madh Island and Hamla Camp.	12 M. Night to 4-00 a. m.	4	Do.	
Goregaon and Malad upto Telephone Exchange.	12 M. Night to 9 a. m.	9	Gravity Supply.	
Goregaon (East)	6-30 a. m. to 11 a. m.	4½	Do.	
Malad East, Quarry Road	11 a. m. to 3-30 p. m.	4½	Do.	
Daftary Road	3-30 p. m. to 8 p. m.	4	Do.	
Madh-Marve Road	8 p. m. to 7 a. m.	11	Do.	
* R *	Borivli Carter Road Nos. III, IV and V and Raikondri.	4 p. m. to 9 p. m.	5	Pump supply.
Shrikrishna Nagar	4 p. m. to 6 p. m.	2	Do.	
Portion of 'P' Ward North of Telephone Exchange and upto Poisar Bridge 'R' Ward.	9 a. m. to 4 p. m.	7	Gravity supply.	
North of Poisar Bridge upto level crossing north of Borivli Station.	4 p. m. to 12 M. Night	8	Do.	
East of Borivli and Dahisar	4 p. m. to 10-30 p. m.	6½	Do.	
* T *	Mulund	5 a. m. to 10 a. m. & 5 p. m. to 10 p. m.	10	Do.

APPENDIX XIV

Quantity of Water Supplied

Particulars	Eastern Suburbs (in Megalitres)		Western Suburbs (in Megalitres)		Total (in Megalitres)	
	Suburbs	Extended Suburbs	Suburbs	Extended Suburbs	Suburbs	Extended Suburbs
(a) Domestic, Government properties, stand pipes, benevolent Institute etc., (metered).	17,234 (3,791.07) M. G.	1,473 (324.02) M. G.	25,061 (5,512.81) M. G.	7,810 (1,717.99) M. G.	42,295 (9,303.88) M. G.	9,283 (2,042.05) M. G.
(b) Non-domestic (Metered) Trade and Industries (Metered) and for construction purposes.	16,255 (3,575.69) M. G.	981 (215.79) M. G.	5,797 (1,275.23) M. G.	1,740 (382.75) M. G.	22,052 (4,850.93) M. G.	2,721 (598.54) M. G.
(c) Free Stand Pipes (un-metered).	180 (39.59) M. G.	180 (39.59) M. G.	1,080 (237.57) M. G.	125 (27.49) M. G.	1,260 (277.16) M. G.	305 (67.08) M. G.
(d) Municipal Properties including gardens, etc., (un-metered).	1,625 (357.45) M. G.	90 (19.79) M. G.	2,720 (598.32) M. G.	175 (38.48) M. G.	4,345 (955.78) M. G.	265 (58.28) M. G.
(e) Municipal construction (un-metered).	108 (23.75)	3 (0.65)	405 (89.08)	73 (16.05)	513 (112.84)	76 (16.71)
(f) Wastage and unaccountable losses.	3,580 (787.50) M. G.	290 (63.79) M. G.	3,570 (785.30) M. G.	1,175 (258.46) M. G.	1,150 (257.79) M. G.	1,465 (322.26) M. G.
(g) Squatters Colonies at Jogeshwari and Mankhurd (un-metered)	417 (91.72) M. G.	943 (207.43) M. G.	1,360 (299.16) M. G.
(h) Aarey Colony	1,810 (398.15) M. G.	1,810 (398.15) M. G.
Total	39,399 (8,666.77) M. G.	3,017 (663.62) M. G.	39,576 (8,705.74) M. G.	12,908 (2,839.52) M. G.	48,975 (10,772.54) M. G.	15,925 (3,503.07) M. G.

APPENDIX XV

Statement of water connections of different sizes made during the year. Sizes of connections

Ward	(1½") 15 mm	(¾") 20 mm	(1") 25 mm	(1¼") 30 mm	(1½") 40 mm	(2") 50 mm	(3") 80 mm	(4") 100 mm	(6") 150 mm	(8") 200 mm	Total
'H'	136	146	91	28	14	3	418
'K'	243	161	99	28	10	1	3	...	1	...	546
'L'	116	27	15	1	3	1	...	1	164
'M'	113	86	29	4	5	1	...	238
'N'	92	81	41	11	6	6	2	239
'P' & 'R'	442	211	107	24	17	6	...	3	1	...	810
'T'	104	45	20	2	1	1	173
Total...	1,246	757	402	98	56	18	5	4	3	...	2,589

APPENDIX XVI

Details of Stand pipes in Suburbs and Extended Suburbs

Ward	No. of Stand Pipes given during the year	Stand Pipes cut off during the year	Total No. of metered stand pipes at the end of the year	Total No. of unmetered stand pipes at the end of the year
H	8	Nil.	138	34
K	34	"	178	35
L	10	"	38	3
M	1	"	13	12
N	20	"	230	Nil.
P & R	27	"	76	20
T	Nil.	"	4	25
Total	100	Nil.	677	129

APPENDIX XVII

Details of the bursts on Water mains of Sizes 450 mm. (18") and above in Suburbs and Extended Suburbs

Serial No.	Site of burst	Size of the Water main	Date
1	Swami Vivekanand Road near Tata Compound 'K' Ward	600 m. m. (24")	27-4-1964.
2	Swami Vivekanand Road near Smriti Kiran 'K' Ward	600 m. m. (24")	29-5-1964.
3	Bombay Agra Road near Gopal Bhuwan, Ghatkopar, 'N' Ward	600 m. m. (24")	14-7-1964.
4	Near Picnic Point Aarey Colony, Goregaon 'P' Ward	600 m. m. (24")	1-8-1964.
5	Near Unit No. 2, Aarey Colony, Goregaon 'P' Ward	450 m. m. (18")	21-8-1964.
6	Bombay Agra Road, Opposite Messrs. Ciba Ltd., Bhandup, 'T' Ward	600 m. m. (24")	9-9-1964.
7	At Bandrekar Wadi, Jogeshwari, 'K' Ward	600 m. m. (24")	7-1-1965.

APPENDIX XVIII

Details of meters, pipes and fittings tested at different testing shops

Testing Shop	Meters tested	Revenue collected from testing and sealing of meters	No. of pipes tested in	No. of fittings tested in 1000	Revenue collected from testing of pipes and fittings in Rupees
Bandra	6,588	11,443	49,268	3,80,049	28,000
Malad*	15,550	82,230	15,000
Ghatkopar	9,229	13,257	25,048	1,17,964	19,000
Total	15,817	24,700	89,866	5,80,243	62,000

*There is no meter testing arrangement at Malad.
Total Revenue collected Rs. 86,700.

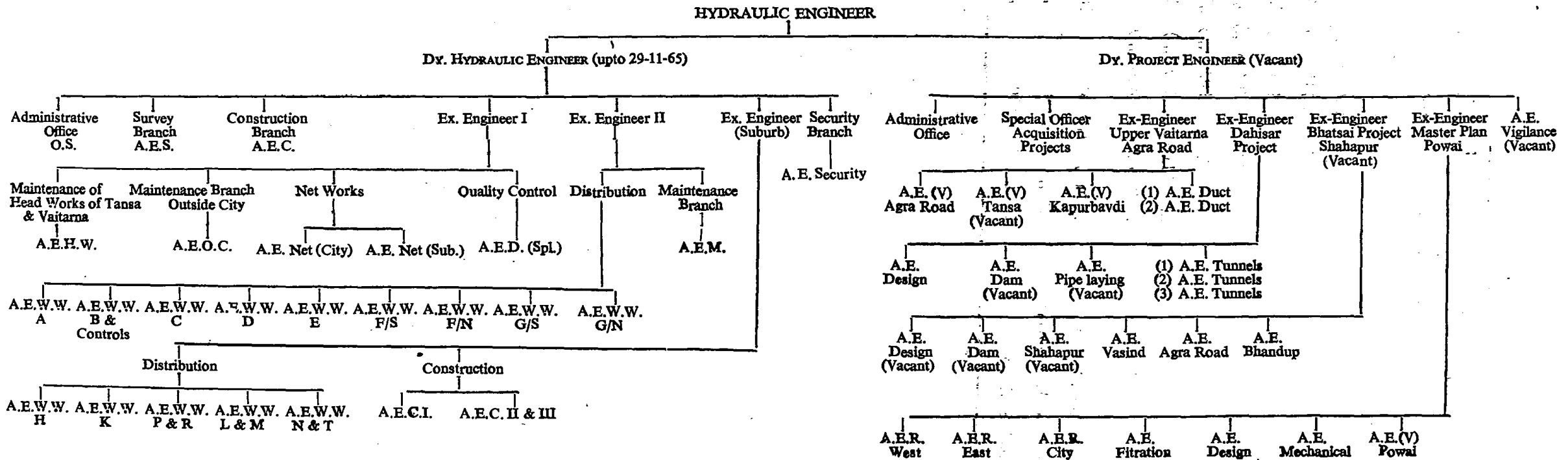
APPENDIX XIX

*Details of the works carried out etc. by Construction Branches in Suburbs**Mains of sizes 80 mm (3") and above*

Size of pipes	Suburbs	Extended Suburbs
80 mm. (3")	... 487.68Mt. (1,600 feet)	406.60 Mt. (1,334 feet)
100 mm. (4")	... 2,052.21 ,, (6,733 ,,)	669.03 ,, (2,195 ,,)
150 mm. (6")	... 2,741.07 ,, (8,993 ,,)	1,988.51 ,, (6,524 ,,)
250 mm. (9")	... 5,862.21 ,, (19,233 ,,)	3,431.13 ,, (11,257 ,,)
300 mm. (12")	... 1,789.17 ,, (5,870 ,,)	2,333.54 ,, (7,656 ,,)
450 mm. (18")	... 327.05 ,, (1,073 ,,)	718.10 ,, (2,356 ,,)
600 mm. (24")	... 2,638.35 ,, (8,656 ,,)	265.17 ,, (870 ,,)
Cost of Scheduled Works carried out	... Rs. 19,89,000	Rs. 11,33,000
Cost of non-scheduled works carried out	... ,, 7,16,000	,, 1,58,000
Total cost of the works carried out	... ,, 27,05,000	,, 12,91,000

APPENDIX No. XX

ORGANISATION CHART OF HYDRAULIC ENGINEER'S DEPARTMENT 1964-65



BOMBAY FIRE BRIGADE

The Bombay Fire Brigade was taken over by the Government of Maharashtra under the Defence of India Rules and placed under the control of the Director of Civil Defence and Fire Adviser with effect from 17th January 1963. It continued to be under his charge during the year under report with Shri S. G. Vengsarkar, B.A., M.I. FIRE E. (Lond.) as the Chief Fire Officer upto 31st January 1965 and subsequently reverted to his parent Department, i.e., the Atomic Energy Establishment Trombay. Shri S. Fredilis took over the charge from Shri S. G. Vengsarkar with effect from 1st February 1965.

Fire Station.—The total number of Fire Stations was 11 in the City and 3 in the Suburbs.

Fire Appliances and Equipments

- (i) (a) Motor Turn Table Ladder 100' Extension with Pump—1 No.
- (b) Motor Turn Table Ladder 125' Extension with Pump—2 Nos.
- (ii) (a) Motor Pumps with Escapes 50 to 60 Extension—19 Nos.
- (b) Motor Pumps with Extension Ladders 35' Extension—10 Nos.
- (iii) Fire Tenders with Extension Ladders 35' Extension—4 Nos.
- (iv) (a) Medium Type Trailer Pumps—7 Nos.
- (b) Light Trailer Pumps—2 Nos.
- (v) Air Crash Tender with Special Gears—1 No.
- (vi) Motor Emergency Tenders with Special Gears—2 Nos.
- (vii) Motor Emergency Tender-cum-Fire Tender—1 No.
- (viii) Hose Laying Lorry-cum-Canteen Van (Equipped with 6,000 ft. hoses)—1 No.
- (ix) Control Post Van—1 No.
- (x) Ladders of various types—84 Nos.
- (xi) Gas Masks of various types—34 Nos.
- (xii) Breathing Sets of various types—48 Nos.
- (xiii) Fire Hose Delivery—Rubber Lined—69,800 ft.
- (xiv) Fire Hose Delivery, Canvas—3,075 ft.
- (xv) Scooters—5 Nos.

Out of the above appliances and equipments the following were purchased during the year 1964-65

Motor Pumps with Escapes—2 Nos.

Communications.—(a) *Telephones*—In the year 1963-64 the six Emergency Lines of the Brigade were split up as under.

(1) Four Emergency Lines (No. 101) for fires and other emergency calls and (2) Two Emergency Lines (No. 102) for Ambulance calls. This system continued to exist in the year under Report. Some of the Fire Stations were connected to the Civil Defence Control Room or Sub-Control Room for emergency purposes.

(b) *Wireless Communication System*.—The Brigade had 22 Radio-Telephony Sets (5 Static sets and 15 Mobile Sets and 2 Walkie-Talkie Sets) actually in use and two spare sets during the year under report.

(c) *Fire Alarms*.—The total number of Fire Alarms was 219 including 34 private lines.

Calls.—The Brigade responded to a total number of calls as shown below with comparative figures of the previous year—

	1964-65.	1963-64	Difference
Total Calls	3,358	3,344	14 Increase
Actual Fires	1,722	1,828	96 Decrease
Actual House Collapses	239	249	10 Decrease
Rescue Services	210	181	29 Increase
Other Services	332	264	68 Increase
False Calls:			
Defective calls due to defects in Fire Alarms System	311	284	27 Increase
Good Intent Calls	49	78	29 Decrease
Malicious calls	245	171	74 Increase

Out of total number of 3,358 calls received which sometimes included two or more calls for a single incident 2,772 were for City and 586 were for Suburbs and Extended Suburbs. 1,133 calls, i.e., about 34 per cent of the total calls were received through Street Fire Alarms. The remaining calls were received through telephone messages and Strangers at Fire Stations. The number of actual fires during the last ten years can be seen in Appendix III.

Three persons were handed over to the Police for giving malicious calls.

Outside City Limit Calls.—The Brigade did not receive any outside City limit calls during the year.

Serious Fires.—There were 12 serious fires during the year (Vide Appendix D).

House Collapses.—The Brigade attended calls to 239 fallen buildings as against 249 in the previous year. 16 persons lost their lives and 113 persons were injured. The figures of last 4 years are given below:—

	1960-61	1961-62	1962-63	1963-64	1964-65
House Collapse	189	197	199	249	239
Deaths	29	11	20	28	16
Injures	142	90	125	157	113

Some serious House Collapses are mentioned in Appendix No. VI.

Other Services.—There were 332 calls for Other Services which included leakage of poisonous gases and dangerous fumes, spillage of acids, fallings of trees, trapping of persons due to vehicle accidents and explosion of hot water storage tank, etc., 29 persons lost their lives in such accidents and 109 persons received injuries. One serious incident of this nature is given below:—

On 29th September 1964 at 10.35 hours a Hot Water Storage tank of about 3,000 gallons capacity in the compound of Messrs. Garment Cleaning Works at 37-43 Dr. Annie Besant Road exploded and the tank was thrown to a distance of about 50' damaging the compound wall and causing scalds and injuries to some persons working nearby and also to the persons who were in the adjacent residential compound. 23 persons were injured, seven cases proved to be fatal.

Rescue Services.—The Brigade attended 210 calls of various types of rescue work such as persons fallen in wells, sea, ponds, etc., trapped in lift cages, drainages, high places, train accidents, etc., in which 107 persons in aggregate died and 210 were injured. Majority of deaths (75) were by drowning. The Brigade rescued 384 persons and 31 animals and birds. One serious incident of rescue service is mentioned below.

A Churchgate bound Western Railway local train had dashed against a stationary local train at Charn Road Railway Station on 13th October 1964 at 11.49 hours. In the accident 4 persons died and 26 were injured. The injured persons were rendered first-aid by the Brigade and removed to City hospitals.

Burning Casualties.—There were 357 casualties due to burns out of which 136 lost their lives (32 men, 102 women and 2 children). 222 persons who had received burns subsequently recovered. Out of total deaths of 136, 64 were believed to be cases of suicide—14 males and 50 females. Among these females 1 was below 16 years, 11 were between 16 and 20 years, 34 were between 21 and 40 years and 4 were over 40 years.

Fire Loss.—The total loss due to fire was approximately Rs. 1,18,84,025. The insured property affected by fire was approximately Rs. 1,12,21,965. The total property involved was Rs. 42,77,30,362.

Water Supply.—The approximate quantity of water used for extinguishing fire was 26,88,027 gallons out of which 18,63,136 gallons were drawn from Municipal Mains and rest from sea, wells, ponds, etc.

Hydrants.—The number of Hydrants in the City and Suburbs was 9012

An arrangement was made with the Hydraulic Engineer of the Bombay Municipal Corporation for the meeting of the Sub-Engineers or Overseers in the area with the Station Officer concerned to get understood the defects in the Hydrants so that these defects could be rectified as early as possible. Regular monthly meetings were held during the year.

New Zonal System—With effect from March 1965 Greater Bombay was divided into Regions, Zones and Sectors. The City and Suburbs were divided into 2 Regions—Region South and Region North—and each Region was put in the charge of Dy. Chief Fire Officer. The South and the North Regions were sub-divided into 3 and 2 Zones respectively. Each Zone consists of one or more Fire Stations. Some of the large Zones have been subdivided into Sectors. Each Zone or Sector was put in the charge of a Senior Station Officer. The Zonal Officers were entrusted with additional duties and responsibilities. The object of the formation of Zones with Zonal Officers was to expedite all types of work pertaining to the Brigade including Fire Prevention work (inspection of premises for the issue of No. Objection Certificate with recommendations of this department)

Fire Prevention.—During the year 9141 cases were received as against 14500 in the previous year. Out of which 8682 cases were disposed of which included 5573 Municipal Licence cases, 1287 factories inspection cases, 149 from Commissioner of Police (including cases from Inspector of Explosives through Commissioner of Police) and 1673 complaints regarding fire hazards and other miscellaneous cases.


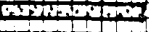



Training—Training to recruit Firemen, Driver Operators, Station Officers, etc. was so far imparted by the Training Officer of the Brigade. The post of the Training Officer was discontinued with effect from 1-9-1964. Special courses for various types of training, that would be useful to the Fire Briged were conducted at the State Fire School, Cross Maidan, Bombay, under the Management of the Commandant General of Home Guards and Fire Adviser to the Government of Maharashtra and Director of Civil Defence. Various types of Drill were also taken at the Zonal Headquarters under the supervision of the Regional Officer i. e. Deputy Chief Officer. These drills kept the Brigade Personnel fit and active and give them intensive training for all sorts of jobs required to be performed by them.

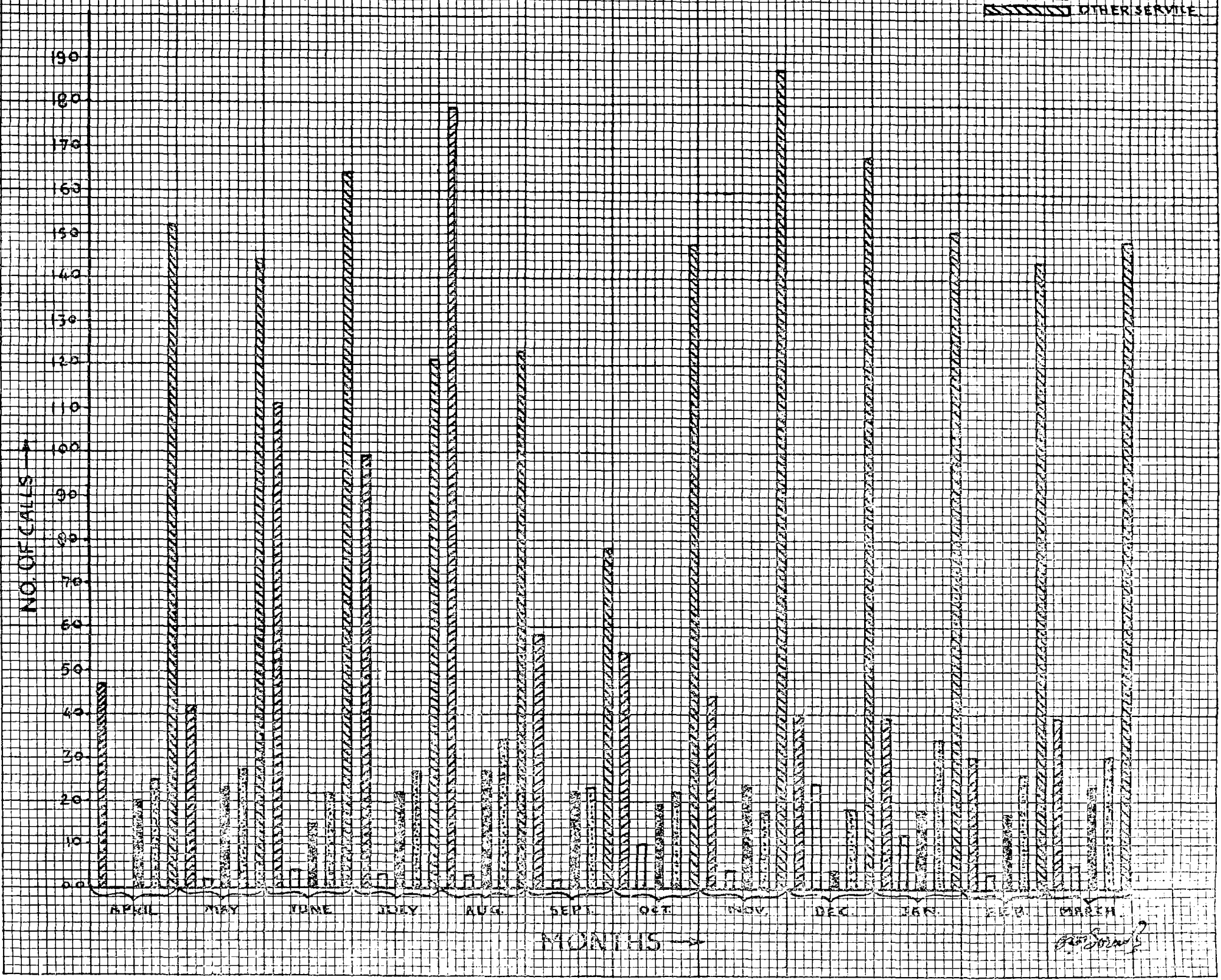
OTHER ACTIVITIES

(1) **Republic Day Parade**—The Fire Brigade personnel participated in the ceremonial parade route march along with Defence and other Services on 26th January 1965.

(2) **Annual Sports Competition**—The Annual Sports of Bombay Fire Brigade were held during the month of December 1964 and January 1965. The Annual Sports Meet was held at Western Railway Stadium, Mahaluxmi, Bombay, on 16th January 1965. Commandant General M. J. B. Maneckji, Director of Civil Defence and Fire Adviser to the Government of Maharashtra presided over the occasion and Mrs. Maneckji kindly gave away the prizes.

CHART SHOWING THE NO. OF CALLS DURING THE YEAR 1964-65.

-  FIRE
-  DEFECT
-  MALICIOUS
-  GOOD INTENT
-  OTHER SERVICE



Handwritten signature

(3) *Annual Drill Competitions*—As usual Annual Fire Drill Competitions were held. During the year under report Competitions were held in (i) Fire Trailer Pump Drill, and (ii) Extension Ladder and Moto Pump Drill. 35 teams from different Fire Stations participated. The finals were held on 11th March 1965 at Fire Brigade Headquarters. Shri E. S. Modak, Deputy Inspector General of Police, Poona Range, presided over the occasion and distributed the prizes to the winners. The outstanding event of the day was the general salute given by the Fire Brigade officers and men to the Chief Fire Officers of various States in India who attended the function. The Best Performance Rotating Cup was won by Station Officer D. S. Naik.

(4) *Awards and Prizes*—The award of the Best Fireman of the year was won by Leading Fireman Sitaram Kashiram Hadkar and the prizes for standing first in the Leading Fireman Classes and Leading Fireman fresher Courses conducted by the Brigade were won by Fireman Sopan Laxman Palwe and Leading Fireman Abbas Ismail Mullah respectively. The Annual Recurring Vocational Service Award from the Rotary Club of Bombay was presented to Driver Operator Nana Vishram Kadam.

(5) *Award of Scholarship to Children of Employees*—As in previous years, during the year under Report scholarships ranging from Rs. 10 to Rs. 25 were awarded to school going children of the Brigade employees who passed the Annual Examination with credit from Std. IV to XI. 24 students received these scholarships amounting to Rs. 615. Some exercise books and lead pencils were also distributed. The whole amount was spent from the interest accrued on the money of the Defunct Grain Stores, deposited as Fixed Deposit Account in the Municipal Bank.

(6) *Deputation of Officer*—Shri R.R. Rao, Station Officer, was deputed to the Home Guards Organization as Fire Fighting Instructor with effect from 18-5-1964. Sub-Officer Waman Krishnaji Rane was also deputed to Civil Defence Staff Training College as Instructor from 31-8-1964.

Ambulance Service—The Ambulance Service attended calls as given below.

Accidents	1,640
Maternity	2,446
Hire	5,685
Free Poor Cases	59
Total	<u>9,830</u>

In all 9471 persons were removed in Ambulances. First-aid was rendered on 325 occasions. The total receipts during the year on account of hire cases amounted to Rs. 55,872 including arrears as against Rs. 53,548 in the previous year.

Brigade Establishment Cost—The cost on account of Fire Brigade Department including Ambulance Service but excluding supervision charges of Provident Fund, Pension and proportion of general supervision and revenue and debit charges, etc., was Rs. 21,73,568.24.

APPENDIX No. I

BOMBAY FIRE BRIGADE

Brief Details of serious fires during the year 1964-65.

Date and Time (1)	Place (2)	Business (3)	Extinguished by (4)	Damage (5)	Estimated damage (6)
14-4-1964 15-18 hrs.	Anil Hard Board Co., Kanjur Village, Bhandup.	Manufacturing of Hard Board.	Employees with one jet from one electric pump and Firemen with seven jets with three motor pumps.	Large quantity of bagasses, some timber logs and timber pieces, one Railway wagon, severely damaged by fire, heat, smoke and water in an open ground of about 400' x 100'.	Rs. 95,000
25-4-1964 21-25 hrs.	The Bombay Garage, Dady Seth Road Off Babulnath Road, Bombay.	Auto Workshop and Store.	Firemen with six jets from five motor pumps.	Large stock of automobile accessories such as Bumpers, grill, radiators, shock absorbers, spring, bearing, wheel-cap, electric plates, etc., High precision tools, electronic testers, wooden and steel furnitures, lubricating oils, grease, cotton waste, office papers, ceiling fans, severely damaged by fire, heat, smoke and water and Drill machine, Lathe machine, Valve surfacing machine slightly damaged by water on mezzanine floor of a ground floor structure. Some clothes, mattress bed sheets severely damaged by fire, heat, smoke and water in living rooms on first and second floors. Steel grids, cement work of walls, expanded metals, partition walls, electrical installation C.I. sheets roof, windows, doors, frames severely damaged by fire, heat, smoke and water of a ground floor R.C.C. structure of about 160' x 100' used as Auto Garage and of a three floored brick walled timber framed structure of about 100' x 25' used as spray painting, godown, and dwellings.	1,05,700
21-5-1964 01-24 hrs.	Messrs. Good Wood Works, Messrs. E. S. Patanwala Compound, B. A. Road, Ghatkopa	Manufacturing wooden packing cases and Saw Mill.	Firemen with six Motor Pumps.	Large quantity of timber on areas 40' x 20' and 40' x 30' and wooden packing cases, two band-saw machines, two circular saws, one grinding machine, one planing machine, one dewalt machine and electric motors connected to these machines severely damaged by fire, heat, smoke and water in a A.C. Sheet roof structure about 80' x 40' and open space of about 40' x 20' used as saw mill. Brick walled shed with A. C. Sheet roof and C. I. Sheet shed and electric installation severely damaged by fire, heat, smoke and water.	55,000
9-6-1964 08-56 hrs.	Messrs. Premier Rubber and Cable Industries, 35A, Dr. E. Moses Road, Worli.	Manufacturing of electric cables, spinning of waste cotton.	Employees of Messrs. National Cotton Products Private Ltd., with 31 Soda Acid Extinguishers and Firemen with 5 Motor Pumps.	A quantity of petrol and rubber solution destroyed by fire. Small quantity of wax, tyrecord, taping cloth, small tools and implements, electric cables and large quantity of aluminium and copper wires, burshane gas cylinders and machinery such as Air Compressors, Extruder machineries, spreading machine, rubber solution mixing machineries, breeding machine rics, taping, coiling, wax polishing machines and Megohm testers machine, electric motors etc. severely damaged by fire, heat, smoke and water in a ground floored structure about 75' x 30' (used as factory). Doors, windows, walls, roof, wooden loft, electrical installation of shed (75' x 30') including petrol storage godown (10' x 8') severely damaged by fire, heat, smoke and water. Tiles of roof damaged by breakage.	63,500

Date and Time (1)	Place (2)	Business (3)	Extinguished by (4)	Damage (5)	Estimated damage (6)
14-6-1964 05-19 hrs.	9, Sital Wadi Off Dr. Mascornbas Road, Marggaon.	Saw and Oil Mills ; Mech. Workshop Glass bevelling and polishing Mfg. Elec. accessories steel springs Storage of textile machinery parts, mining equipments and rice husk	Firemen with seven Motor Pumps.	Large quantity of wooden planks and rafters and machinery such as saw machines and electric motors, lathes, grinding machines, drilling machines, Bevelling machine, glass polishing and glass cutting machine, glass grinding machine, oil expeller machine, filter press machines, shaping and milling machine, bakelite press machine, automatic spring winding machine, pressing machine, spring polishing machine, etc.; office furniture, files, large quantity of oil cakes, saprine, gunny bags, large quantity of belgium glass, bakelite, brass rods, electrical fuse circuits, small tools, rubber hoses, textile machinery parts and mining equipments, large quantity of rice husks severely damaged by fire, heat, smoke and water. Doors, windows, electrical installation of partly timber and partly steel framed C.I. Sheet structure about 125' x 50' severely damaged by fire, heat, smoke and water.	Rs. 1,17,500
5-10-1964 22-51 hrs.	Byculla Pharmacy and Stores, 6, Alexandra Terrace, Dr. Babasaheb Ambedkar Road, Byculla-27.	Dispensing chemist, druggists and general Merchants.	Firemen with three first aid appliances and 3 motor pumps.	(1) (c) Large stock of office records, some quantity of match boxes and toilet articles etc., severely damaged by fire, heat, smoke and water on ground floor of four floored brick walled R.C.C. building with wooden ceiling and mangalore tile roofing about 300' x 50' (used as shops, hotels and dwellings). (b) Large stock of medicine bottles injections ampuls, cotton wool, naphthaline balls, cosmetics, canned foods, sweets, biscuits, syrup bottles, battery cells comptometer, telephone, furniture, severely scorched and slightly damaged by water. (II) Electric installations, doors, ventilators paintwork etc., severely damaged by fire, heat, smoke and water.	85,000
16-10-1964 00-59 hrs.	Metro Plastic Works, G. B. Road, Borivli (E).	Plastic Works	Firemen with 3 motor pumps	About 3000 Kgs. of acetate moulding powders, 10 Kgs. of cellulose nitrate sheets, large quantity of pieces of acetate and butyrate cylinders, two plastic mouldering machines, one grinding machine severely damaged by fire, heat, smoke and water in a ground floored C. I. Sheets structure of about 90' x 25' used as factories. Electric wiring installations, wooden frames, C.I. Sheets walls and roofs of the structure severely damaged by fire, heat, smoke and water.	58,000
26-10-1964 13-46 hrs.	Swadeshi Mills Compound Tata Road, No. 2.	Godown of rubber tyre printing press and lithographers office, hospital and Maternity Home; sales and service of electrical and electronics equipments; fan service centre and dwellings.	Firemen with 32 lines of 23 motor pumps and two lines of Home Guards of two pumps.	Large quantity of rubber tyres, tubes, fan belts, Industrial 'V' belts, aero tyres, tubes, suction hoses, delivery hoses, truck tyres, garden hoses, remoulding rubber goods, rubber solution, steel furniture, files records, stationary, electrical installations etc.; water cooler, typewriters electrical installations, and fittings, beds pillows, cots, clothes, X-Ray equipments X-Ray tubes, operations tables, operation lights, electro-cardiograms, sterilizers, diathermic units, ultra violet lamps, fluorescent tubes, amplifiers radios, radiograms, tape recorders, shavers, light fitting accessories, spare and servicing parts, dental units etc., postal packets, empty (New) Registered postal packets, world outgoing mails currency in large stock severely damaged by fire, heat, smoke water. Walls, doors, windows, wooden rafters, roofs wooden floorings attic floors electrical installations wooden boardings etc., severely damaged by fire, heat, smoke and water.	96,99,225

Date and Time (1)	Place (2)	Business (3)	Extinguished by (4)	Damage (5)	Estimated damage (6)
21-11-1964 09-25 hrs.	Santacruz-Aerodrome	Air-port fire service with 2 Motor pumps.	An Indian Air Force Hunters Fighters Plane severely damaged by fire, heat, smoke and water on an open ground (used as the extension of the Aerodrome).	50,000
30-12-1964 22-06 hrs.	300-306, Moulana Azad Road.	Flour Mills and Furniture Mfg.	Firemen with 14 motor pumps.	Large stock of tarrind seeds in gunny bags long dal, maize starch, tapiocax flours, gum, empty gunny bags, hesian, grinding, printing and straining machines, stock of foam rubber, cushion, rexins, wooden arch for chairs, jute, belets belts, G.I. wire rolls, etc., severely damaged by fire, heat, smoke, and water on ground first, second and third floor of four structures. Damage to premises: An entire three floored brick walled timber framed, tiled roofed structure about 60'x30' and electric installation severely damaged by fire, heat, smoke and water. Floors and walls damaged due to collapse. Roofs, wooden eaves, windows, and walls wooden column, etc., also damaged by fire, heat, smoke and water.	1,67,000
27-1-1965 14-50 hrs.	Sonawala Estate, Atomic Paint Industries, Goregaon (East).	Manufacturing Synthetic and enamel paint.	Syn-Firemen with three Motor pumps.	Electric Motor, Ball Mill Machinery, office furniture, large quantity of Butyle acetate, Ethyl Acetate, Butyle Alcohol S.B.P. solvent, thinners, turpentine, rosin and colour chips severely damaged by fire, heat, smoke and water in a ground floored cement concrete structure with A.C. sheets roof about 60'x40' used as factory. A. C. sheets roof, expanded metal frames, ventilators, wooden doors and electric installations also severely damaged by fire, heat, smoke and water.	52,000
7-2-1965 17-36 hrs.	Anil Hardboards Ltd.	Manufacturing Hard board, Insulating board etc.	Firemen with 8 jets from 3 M.P.S.	About 9,000 pieces (each 8'x4') of insulated boards and about 100 pieces of hardboards gunny bags containing glasswool severely damaged by fire, heat, smoke and water. Glass panes of the windows severely by fire, heat and water in open compound as well as in the factory on ground and first floor of a two floored brick-walled structure about 500'x200' used as factory.	2,25,500

Appendix No. II
BOMBAY FIRE BRIGADE

Summary of calls to Fires (including false alarms) showing the number of times appliances of the Fire Brigade attended and were used for extinguishing fires during the year 1964-65.

No.	STATIONS.	NUMBER OF FIRE ALARMS ATTACHED.		HOW CALLED						APPLIANCES ATTENDED.										HOW EXTINGUISHED.							
		Municipal.	Private.	By Strangers.	By Fire Alarms.	By Exchange Telephone.	By Police or Salvage Corps.	By Private Telephones.	Total.	Motor Pumps-carrying Escape or Ladder.	Trailer Fire Pumps.	Special Lorry.	Motor Turn table Ladder with Pumps.	Motor Emergency Tender.	Crash Tenders.	Fire Unit.	Buckets.	Sand.	Chemical Extinguishers.	Hand Pumps.	First Aid Appliances.	Hydrants.	No. of Motor Pumps.	No. of Jets.	Foam Generators.	Automatic Sprinkler heads actuated.	Smoke helmets or breathing apparatus used.
1	Headquarters ...	20	6	41	129	170	340	528	4	7	...	22	4	4	89	...	55	19	41	55	...	6	...
2	Byculla ...	17	1	6	16	87	109	219	16	2	...	3	2	2	4	...	30	2	5	11
3	Alexandra Docks ...	27	2	27	161	153	341	550	4	...	63	13	...	7	12	...	33	43
4	Gowalia Tank ...	10	6	7	53	83	143	261	1	6	...	23	11	...	73	1	30	33	27	26	2
6	Sewree ...	17	9	14	48	140	202	272	46	1	...	2	16	12	1	...	20	2	6	7
7	Fort ...	9	2	5	18	59	82	117	11	1	1	1	20	...	2	5	2	2
8	Colaba	5	55	122	182	260	13	9	...	1	8	10	1	...	30	4	9	13
9	Shivaji Park ...	10	1	21	74	129	224	359	3	4	...	62	8	3	155	...	14	18	35	18	...	102	...
10	Worli ...	24	3	11	108	246	365	619	1	6	...	24	33	16	13	...	38	19	37	52
11	Dadar ...	30	3	31	335	235	601	941	227	9	...	4	9	32	2	23	24
12	Memonwada ...	11	1	17	99	67	183	335	35	8	...	3	10	2	8	...	25	1	13	14
13	Mandvi ...	10	...	18	37	271	326	255	1	...	4	80	...	107	5	5	117	...	34	22	61	72
14	Andheri	18	...	152	170	175	2	5	...	48	8	7	2	3	7	...	24	4	29	55	2
15	Vikhroli	16	...	74	90	108	13	...	1	...	1	30	...	22	7	10	18
	Chembur
	Total	185	34	237	1133	1988	3358	4999	36	7	395	208	8	263	109	59	528	1	368	138	331	410	4	108	...

Appendix No. III

Monthly summary of Fires and annual losses for the period from 1955-56 to 1964-65.

Year.	April	May	June	July	Aug.	Sept.	Oct.	Nov.	Dec.	Jan.	Feb)	March	Total.	Estimated Loss.	
														Rs.	
1955-56	...	95	75	56	44	40	36	39	131	72	242	86	76	992	66,93,496
1956-57	...	73	81	47	37	44	60	72	106	78	75	86	71	830	38,60,504
1957-58	...	70	51	59	51	61	49	87	78	90	103	65	112	876	57,92,917
1958-59	...	104	105	182	65	70	60	78	110	114	111	71	95	1,165	1,29,34,843
1959-60	...	102	91	93	70	70	75	83	124	108	118	137	127	1,198	1,71,31,950
1960-61	...	100	120	95	71	67	83	138	136	153	161	116	140	1,370	75,79,810
1961-62	...	131	104	87	101	56	82	120	187	109	137	119	125	1,358	82,24,968
1962-63	...	116	132	142	120	103	89	171	148	116	143	140	169	1,589	1,89,08,544
1963-64	...	169	149	155	122	107	140	157	160	184	210	170	143	1,828	73,25,612
1964-65	...	152	146	164	121	123	78	148	188	168	151	144	149	1,732	1,18,84,025

APPENDIX No. IV
BOMBAY FIRE BRIGADE

Types of Rescue Work	In Fires	In accidents.	Total
(a) Number of persons rescued alive without injuries or burns	247	247
(b) Number of persons rescued alive with burns and/or injuries and subsequently recovered ...	222	432	654
(c) Number of persons rescued alive with burns and/or injuries but subsequently died ...	119	80	199
(d) Number of human lives lost before arrival of Brigade ...	17	72	89
(e) Number of casualties amongst Fire Service Personnel ...	1	10	11
(f) Number of animal lives rescued	31	31

APPENDIX No. V
BOMBAY FIRE BRIGADE

Fire Risk Covered :

(a) Textile, Woollen, Silk and artificial Silk (Rayon etc. Mills)	165
(b) Ginning Mills
(c) Cotten Presses	30
(d) Oil Mills	31
(e) Petrol and Oil Storages and refineries	124
(f) Match factories, fireworks and explosives manufacturers	2
(g) Explosives stores	8
(h) Processes involving dangerous petroleum products	7
(i) Cinematograph films, Celluloid Plastics and Bakelite Works	164
(j) Timber and wood working paper manufacture	204
(k) Chemical Works	48
(l) Gas and Electricity Undertaking	11
(m) Docks, Railways, Air-Port installations	23
(n) Warehouses, Goods Yards, Goods Sheds	462
(o) Manufacture of Rubber Goods	29
(p) Manufacture of other goods	248

Water Facilities :

(1) Hydrants and approximate capacity	11,512
(2) Water ponds	69
(3) Refilling Places	29
(4) Wells, Rivers and Canals	874
(5) Other facilities like static tanks, storage tanks, etc.	114

AND
Sea Water
around the
island of
Bombay.

APPENDIX No. VI

Brief details of serious House Collapses during the year 1964-65.

Date and Time	Place	Business	CASUALTIES		Details	
			Dead	Injured		
13.6.1964 05-13 hrs.	Bhabha Hospital, Water Field Road Bandra.	Hospital	...	6	5	The portion of upper two floor extensions of the original ground floored building under construction of the Bhabha Hospital collapsed injuring and trapping a number of persons who were sleeping. 6 persons extricated by Fire Brigade and removed to hospital were declared dead. Another 5 persons were extricated by Fire Brigade and removed to hospital. Four of them were detained for treatment and one was immediately discharged.
30.8.1964 06-51 hrs.	Sunder Bhavan, 22, Maruti Lane, Bhuleshwar.	Private	..	2	1	Entire North-East corner consisting of sanitary block and living rooms of a four floored brick walled timber framed structure about 30' x 60' used as (godown and dwellings) collapsed. Two persons were crushed to death underneath the debris. These two trapped persons were extricated and removed to hospital in Brigade Ambulance where they were certified as dead.
11.9.1964 00-53 hrs.	103, Takia Ward, Near Kuria Court, Kuria.	Private	...	2	1	The entire southern portion of three floored brick walled timber framed structure of about 50' x 30' collapsed on road-side verandah. 3 persons were trapped under debris and about 55 persons trapped on first and second floor, as the staircase collapsed. All the 55 persons were rescued to safety by Fire Brigade. The three trapped persons under debris were also rescued by Fire Brigade and rendered First-Aid and removed to hospital in Brigade Ambulance. Two of them expired on the way to hospital and one was treated and allowed to go.
12.9.1964 08-43 hrs.	47, Khatarali Lane	... Private	...	1	11	Entire northern section consisting of kitchen, bedrooms and passages of a four floored structure about 50' x 15' used as shops and dwellings, under repairs collapsed, trapping 3 persons under debris. One of them crushed to death. All the three persons were extricated by Fire Brigade. Two of them were rendered first-aid and removed to hospital in Brigade Ambulance. Moreover 6 Brigade personnel and 3 workers of the contractor also received injuries while carrying out rescue operations.
17.9.1964 06-35 hrs.	Sitabchand Aminchand Building, 78A, Shaikh Memon Street.	... Private	...	2	3	Entire portion of sanitary block and bathroom of a five floored building collapsed. 5 persons were buried under the debris. The trapped persons were extricated by Fire Brigade and rendered first-aid and removed to hospital in Brigade Ambulance. 2 of them died subsequently.
30.10.1964 20-15 hrs.	Roshan Bakery, Mapla Wadi, 90-90A, Love Lane.	... Bakery	...	1	6	A brick walled chimney about 40' height) collapsed on a tile roofed ground floored structure used as bakery. 7 employees working inside the bakery were trapped under debris and received injuries. Three persons were rescued by strangers before the arrival of the Brigade. 4 persons were extricated from under the debris by Firemen. All the 7 persons were rendered first aid by Brigade and removed to hospital. One persons died subsequently.

MUNICIPAL GARDENS

Subject:— *Report of the Superintendent.*

GARDENS (CITY)

During the year 1964-65 the department maintained 147 sites consisting of 42 gardens, 73 recreation grounds, 2 fountains 9 traffic islands, 5 spaces, 8 bandstands, 5 box hedges and 3 statues.

Nine new sites were developed into gardens and development of another 7 was under progress during the year under report.

Benches were provided in all gardens according to the requirements.

The department took part in the Vegetable and Flower Show and won several first and 2nd prizes.

Elephant, pony and boating ride was main attraction of the Victoria Gardens.

As in the previous year Wild Life Week was celebrated on 2-10-1964 to 8-10-1964 under the auspices of Indian Board of Wild Life.

Categorywise summary of the Live stock of the zoo section is shown in Appendix A.

Increase.—859 mammals, 111 birds were born, 229 mammals, 46 birds and 8 reptiles were received as present, 28 mammals, 53 birds and 12 reptiles were purchase.

Decrease.—53 mammals, 83 birds and 22 reptiles died. 514 mammals, 29 birds and 2 reptiles were sold.

During the year 177 wild animals and birds were treated in zoo hospital and 165 specimens of patho-bacteriological interest were examined at Sr. Veterinary Inspectors' Office and Bombay Veterinary College.

Veterinary students were taken round the Zoo and instructions were imparted on the subject of securing wild animals, their treatment, feeding and management etc.

GARDENS (SUBURBS)

Seven new gardens were laid out during the year bringing the total number of gardens to 33 including 2 playgrounds.

GARDENS (EXTENDED SUBURBS)

2 new gardens were laid out during the year bringing the total number of gardens to 8.

APPENDIX ' A '

List of Animals in the Zoological section during 1964-65.

1 Carnivorous animals.	...	Nos. 58	6 Birds.	...	Nos. 358
2 Herbivorous animals	...	112	7 Birds Aquatic.	...	88
3 Marsupial animals.	...	3	8 Birds Waders or semi aquatic.	...	30
4 Rodents.	...	339	9 Birds flightless.	...	5
5 Primate or Monkey Tribe,	...	23	10 Reptiles.	...	36
		<u>535</u>			<u>517</u>
		Grand Total	...	<u>1,052</u>	

G. S. HEGDE, B.Ag.
Superintendent of Gardens

VICTORIA AND ALBERT MUSEUM

Dr. S. C. Upadhyaya, held the office of the Curator of the Museum upto 7th December 1964. From 8th December 1964 he was granted leave preparatory to the retirement and Shri S. W. Apte, the Chief Librarian has been asked to look after the duties of the C.M. in addition to his own. The progress of the Victoria and Albert Museum in terms of the visitors, sales proceeds of the admission tickets, etc., is summarised below:—

Year	No. of days when Museum was opened	No. of visitors to the Museum	Sale proceeds of admission tickets		Sale proceeds of Museum Brouchers		No. of New Books purchased and cost	Total expenditure	
			Rs.	P.	Rs.	P.		Rs.	P.
1963-64	... 299	8,27,870	18,642.85		72.00	6	80.06	48,000	
1964-65	... 302	8,26,817	18,359.50		96.00	1	10.80	51,841	

S. W. APTE,
Curator of Museum.

MUNICIPAL LIBRARIES

The Municipal Free Reading Room and Libraries at Lower Parel was opened on 9th September 1954. The progress in respect of Free Reading Rooms & Libraries in terms of new books purchased, visitors, etc. is summarised below:—

Year	New Books No.	Purchased cost	Visitors	Income	Grant-in-Aid	Expenditure	
				exclusive of Grant-in-aid from Government	from Government		
		Rs.		Rs.	Rs.	Rs.	
City	{ 1963-64	5,893	19,973	5,30,131	654	...	1,03,313
	{ 1964-65	5,964	19,918	5,18,066	1,743	...	1,11,634
Suburbs	{ 1963-64	1,099	3,978	1,42,091	630	...	17,076
	{ 1964-65	2,188	7,950	1,38,890	1,053	...	20,346
Extended Suburbs	{ 1963-64	511	1,992	35,506	912	1,000	16,332
	{ 1964-65	816	3,161	40,559	728	1,000	13,288

S. W. APTE,
Chief Librarian

CENTRAL STORES

Tenders and contracts.—Tenders were invited for the purchase of stores during the year under report in 195 cases as against 188 cases in the preceding year. The tenders which were being invited between October to January every year have now been staggered throughout year so that there may not be heavy rush during the period of four months from October to January as hitherto. The number of contracts for the various schedule articles entered during the year was 294 as against 278 in the preceding year.

During the year about 6,159 M. Tons of cement worth about Rs. 9.46 lakhs, 268 M. Tons of iron materials worth about Rs. 2.45 lakhs, 2,04,699 Rft. of Cast iron pipes worth about Rs. 45.48 lakhs, 2,53,353 Rft. of Galvd. iron pipes worth about Rs. 4.38 lakhs and 3,12,930 Meters of cloth worth about Rs. 3.76 lakhs were purchased. For various hospitals and Maternity Homes about 3,323 quintals of wheat and rice worth about Rs. 1.91 lakhs was purchased. Statutory control over prices and distribution of Iron and steel other than the sheets, plates, etc. has been withdrawn by Government with effect from dated 1st March 1964. M. S. Rounds were available in open market but the same were not purchased during the year. The contractors were allowed to purchase their own steel from open market. Steel from Central Stores was issued to them from available stocks only in cases where commitments were made in the contract.

The practice of giving sub-authorisations to Municipal contractors for making their own arrangements to obtain and transport cement to sites of works, was continued during the year. In some emergent cases only cement was issued to Municipal contractors from Central Stores. For departmental works, however, cement was stored in and issued from the Central Stores.

The practice of issuing cement to private parties against notices served on them by City Engineer's department for house repairs and also to owners of properties affected due to set back acquisitions for reconstruction of compound wall, etc. was continued as before. The quota allotted for this purpose by Government having been exhausted in January 1964. 292 M. Tons of cement was issued for this purpose from Municipal Stock.

Plant and Machinery Section.—This Section has made various purchases of Plant and machinery and Electrical and mechanical automobile machinery and Accessories including tyres, tubes, petrol, and diesel oil and the lubricating, etc. and wooden and steel furniture requirements of Municipal departments. For this purpose 48 tenders plus 14 wooden, and steel furniture schedules by public advertisements and 68 sealed quotations were invited involving 480 items amounting over Rs. 30 lakhs approximately. 86 Contracts for the various articles under Plant and Machinery Section were entered into during the year. Wooden and steel furnitures required by various hospitals and the departments were standardised, purchased and inspected by the staff of this Section. Import licences are also attended to by this Section also.

Diet Section.—There were about 30 tenders and the cost of contracts for the supply of dietary articles amounting to Rs. 15.46 lakhs approximately. In respect of items other than dietary articles 17 tenders were invited involving 176 items amounting to Rs. 5.19 lakhs approximately. 48 Contracts for various articles under Diet Section were entered during the year.

The value of stores and other materials purchased during the year including articles received from other departments on Return Stores Memo amounted to Rs. 133.45 lakhs as against Rs. 105.92 lakhs in the preceding year. Purchase of articles by Direct Debit to Departmental grants amounted to Rs. 31.68 lakhs approximately.

Most of the articles purchased were of Indian manufacture due to Import Restrictions and the value thereof amounted to Rs. 128.76 lakhs and the value of foreign goods purchased amounted to about Rs. 4.69 lakhs.

5934 orders for the purchase of stores were placed with the contractors and other dealers as against 5793 orders in the preceding year.

24,419 Indents and Sales Memo were received from the departments as against 22,904 in the preceding year.

The total number of casual or market inquiries or quotations invited for articles not covered under the schedule, was 521, as against 621 in the preceding year.

Sale of unserviceable articles.—The total amount realised by the sale of unserviceable articles including mixed scrap (excluding cast iron scrap which was retained for Municipal use) by private offers during the year amounted to Rs. 2.43 lakhs as against Rs. 3.10 lakhs in the preceding year.

The total turn-over of this department *viz.* the receipts and issues of stores during the year came to Rs. 263.07 lakhs as against Rs. 241.17 lakhs in the preceding year.

The balance of stock on hand on 31st March 1965 was worth Rs. 64.98 lakhs as against Rs. 61.15 lakhs in the preceding year.

Statement (A) showing store transactions during the year as required by clause XIX of the Stores Audit Manual (Appendix 'O') and Statement (B) showing the details of the stock on hand at the close of the year are appended.

F. D'SOUZA,
Controller of Stores

APPENDIX 'O'

Statement 'A' showing Stores Transactions during the year 1964-65

Particulars	CENTRAL STORES			
	Capital Stores	General Stores	Line Suspense Account	Total of Columns 2, 3 & 4
	(2)	(3)	(4)	(5)
(1)	(2)	(3)	(4)	(5)
	Rs.	Rs.	Rs.	Rs.
Value of Stores on hand on 1st April 1964	47,33,577.71	12,94,159.29	87,012.39	61,14,749.39
Value of stores received including transfers during 1964-65	85,35,572.94	48,09,803.43	Nil	1,33,45,376.37
Total	1,32,69,150.65	61,03,962.72	87,012.39	1,94,60,125.76
Less—Value of stores issued including transfer during 1964-65	84,68,618.27	44,93,259.27	209.40	1,29,62,086.94
Balance on 1st April 1965	48,00,532.38	16,10,703.45	86,802.99	64,98,038.82

F. D'SOUZA,
Controller of Stores

APPENDIX 'O'

Statement 'B' showing the details of stock held on 31st March 1964 and 1965 at Central Stores

Serial No.	PARTICULARS	Balance on 31st March 1964		Balance on 31st March 1965	
		Rs.	P.	Rs.	P.
CAPITAL ACCOUNT					
(1)	Cement	46,369.68		98,039.19	
(2)	C. I. Pipes, Manholes, Hydrants, Water and Drainage Castings, etc.	21,27,585.79		21,89,759.89	
(3)	M. S. Round Bars, flats, squares, plates, C.I. and G.I. Black sheets and S.P. tanks etc.	16,04,205.21		9,16,258.12	
(4)	Pipes Stoneware and Hume	8,865.04		6,745.62	
(5)	Galvanized Pipes and Fittings	6,23,167.97		7,65,078.91	
(6)	Lead Pig and Lead Wool and Lead Pipes	1,84,294.95		2,37,076.34	
(7)	Asbestos sheets and pipes and fittings	1,39,089.07		5,87,574.31	
LINE SUSPENSE ACCOUNT.					
(8)	Water works castings on the line	87,012.39		86,802.99	
GENERAL ACCOUNT.					
(9)	Spindles brass and fittings	2,67,541.56		3,70,006.93	
(10)	Meter parts	8,313.69		8,313.69	
(11)	Bolts, Nuts, Rivets, Nails, Hooks and Eyes, Washers and Hardware, etc.	43,601.91		30,431.00	
(12)	Brooms Goa, Date and Brushes	6,873.18		21,910.40	
(13)	Cables and wires	15,479.16		42,082.35	
(14)	Electric Accessories, Bulbs Fans Electrodes, Dry cells, etc.	62,637.48		93,146.67	
(15)	Files and Rasps	3,624.83		1,658.49	
(16)	Motor spare parts	
(17)	Oil Castor, Coconut, Sweet, Kerosene, Grease, Lubricating, etc.	1,706.00		3,732.18	
(18)	Timber, Ladder, Shaft Bhendiwood, Nowghani Poles, Plywood sheets, etc.	1,198.33		1,628.14	
(19)	Clothing	4,48,446.07		4,71,079.20	
(20)	Disinfectants, Tropical chloride of Lime, Cleaning powder,	16,739.69		9,137.44	
(21)	Motor tyres, tubes,	
(22)	Tools, Machinery, foot rules, spanners, drills, saws, auger screws, etc.	29,425.35		19,478.00	
(23)	Soap and Soda	14,315.05		19,079.41	
(24)	Baskets cane, bamboo and wooden	17,289.08		28,526.52	
(25)	Buckets, dust bins, Ghamelas, Enamelware, Glassware, Hurricane Lanterns, etc.	81,030.77		89,175.54	
(26)	Hose rubber, belting, canvas	32,070.60		22,465.04	
(27)	Firewood, Cascoke, Steamcoal, coaltar, pitch, charcoal, etc.	
(28)	Wires, brass rods, copper sheets, zinc sheets, etc.	46,132.07		1,10,318.86	
(29)	Leather hides, chamois, chappals, plungers, boots and other leather articles	9,699.37		44,741.86	
(30)	Coir goods, cotton goods, yarn spun, waste cotton, packing asbestos, etc.	20,981.94		22,841.57	
(31)	Paints, Powders, linseed oil and turpentine	25,033.98		52,688.07	
(32)	Locks of sorts	4,648.47		4,192.21	
(33)	Miscellaneous, (Polish, candles, glue, gum, tiles, Powras, shovels, typewriter, grains, poles, B.R.C. Fabric etc.	1,37,370.71		1,44,069.88	
	Total Rs. ...	61,14,749.39		64,98,038.82	

F. D'SOUZA
Controller of Stores.

LICENCE DEPARTMENT

Licence Department functions in four wings, (1) Licence Section, (2) Encroachment Section, (3) Stall-board Section and (4) Advertisement Section, and deals with Sections 394, 412A, 393, 313A, 313B, 314, 328, 328A of the Bombay Municipal Corporation Act. The Shops and Establishments Department has also been merged with the Licence Department with effect from 19th December 1964.

LICENCE SECTION

This Section issues licences under Section 394, 412A, and 393 of the Bombay Municipal Corporation Act, with a view to regulate storages, trades, steam whistles and steam trumpets.

As the Schedule of Licence Fees was passed at the fag end of the year 1963-64 i.e., on 26th March 1964 fees according to the new Schedule, were recovered for 1963-64 and 1964-65 by calculating fees for each licence for both the years and sending notices to each and new licences were issued. The total number of licences issued during the last three years is given in Appendix 'A'.

ENCROACHMENT SECTION

This Section functions with double purpose, viz., controlling the hawkers by licensing under Section 313A and B and removing unauthorised hawkers from the roads and footpaths under Section 314 with the help of Encroachment Removal lorries. The total number of licences given to the hawkers is given in Appendix 'B'.

With a view to finding out some solution for the hawkers' nuisance in Bombay, the Corporation have appointed *vide* Corporation Resolution No. 1816, dated the 19th March 1964, the Hawkers' Sub-Committee to consider the question of suitably modifying the present policy of issuing hawkers' licences so as to provide more licences to hawkers in the City by creating more Reserved Areas without detriment to the traffic and other requirements.

The hawkers were upto now allowed to construct their own stalls, but these stalls did not give a decent appearance. In view of this, it was decided to replace all the private stalls by the Municipal stalls of uniform and standard design.

During the year, 2269 auction sales of articles seized by the Encroachment Removal staff but not redeemed by the parties, were held, out of which 2185 were in respect of perishable articles and 84 were in respect of non-perishable articles. An amount of Rs. 25,705 was realised as auction sale proceeds as against Rs. 14,980 last year.

STALL BOARD SECTION

The Stall board Section issues licences under Section 313 (1) the Bombay Municipal Corporation Act for erection of Stall-boards, weather frames, overhangings awnings, show-cases, cupboards, etc. The total number of licences issued by this Section during the last three years is given in Appendix 'C'.

ADVERTISEMENT SECTION

This Section enforces Section 328 and 328A of the Bombay Municipal Corporation Act and thereby regulates various types of advertisements in the City. The total number of permits issued by this Section during the last three years is given in Appendix 'D'.

PROSECUTIONS

The number of prosecutions for the offences against the provisions of sections 394, 328, 328A and 412A of the Bombay Municipal Corporation Act launched during the last year and results thereof as compared with those of preceding two years are given in Appendix E.

SHOPS AND ESTABLISHMENTS SECTION

This Section administers Bombay Shops and Establishments Act, 1948, Payment of Wages Act, 1936, Minimum Wages Act, 1948 and Workmen's Compensation Act, 1936.

The total number of establishments registered under Section 7 of the Bombay Shops and Establishments Act, 1948, is given in Appendix F.

The number of complaints pending at the close of the previous year, received and investigated during the year and pending at the end of the year, is shown in Appendix G.

A Statement showing number of prosecutions launched, fines inflicted etc. during the preceding year and the year under report is shown in Appendix H.

Financial.—The Government sanctioned a total grant-in-aid of Rs. 1,93,894.00 for the year 1964-65 as part of expenditure towards administration of the Bombay Shops and Establishments Act, 1948, during the year 1963-64. Out of the above grant, a share of Rs. 1,65,535.00 was allocated for City (Budget A Division I) Rs. 20,603.00 for Suburbs (Budget 'D' Division II) and Rs. 7,756.00 for Extended Suburbs (Budget F Division III). The income by way of Registration, etc. fees for the year 1964-65 was Rs. 2,19,492 for City Rs. 38,517.75 for Suburbs and Rs. 18,395.25 for Extended Suburbs. The figures of income for the previous year were Rs. 2,83,722.78, Rs. 60,897.47 and Rs. 21,643.74 for City, Suburbs and Extended Suburbs respectively. The expenditure on account of the administration of the Bombay Shops and Establishments Act, 1948 and Payment of Wages Act, 1936, etc. during the year 1964-65 was Rs. 5,01,445.79 for City, Rs. 1,03,164.95 for Suburbs and Rs. 47,398.93 for Extended Suburbs (exclusive of Provident fund and leave contributions and supervision charges).

Payment of Wages Act, 1936.—The number of complaints received and disposed of during the year is shown in Appendix I.

Minimum Wages Act, 1948.—The total number of visits paid to the establishments covered under the Act for the effective enforcement of the Act during the year are as under:—

Category	City	Suburbs	Extended Suburbs
Shops	2,370	951	691
Commercial Establishments	889	196	269
Restaurants and eating houses etc.	825	331	304
Total	4,084	1,478	1,264

As a result of intervention of the Inspectors of this Section, an amount of Rs. 9,790,31 was distributed to 306 employees from City Rs. 4,447.67 to 266 employees from Suburbs and Rs. 834.84 to 6 employees from Extended Suburbs, by way of increase in wages, difference, etc. The number of complaints received and disposed of during the year is shown in Appendix J.

Workmen's Compensation Act, 1936.—During the year under report, no cases were reported under the Act. However, one case pending at the close of the previous year was decided after effective settlement between the employer and employee.

GENERAL

The ward-wise administration introduced last year is continued and fully implemented.

During the year, 57 mass-raids were held and their results are tabulated in Appendix K.

Mass-raids were also held for the purpose of Bombay Shops and Establishments Act and the Minimum Wages Act as shown in Appendix L.

The Suburban and Extended Suburban Licensing Offices which were so far functioning under the control of the Assistant Superintendent of Licences (Suburbs) at Bandra are brought under the direct control of the Superintendent of Licences with effect from 12th December 1964.

STATE BOARD REPORT

C. K. PATEL,
Superintendent of Licences.

APPENDIX 'A'

Statement showing the no. of licences and permits issued and fees recovered in the years 1962-63 to 1964-65.

Particulars.	NO. OF LICENCES AND PERMITS									AMOUNT OF FEES REALISED								
	CITY			SUBURBS			EXTENDED SUBURBS			CITY			SUBURBS			EXTENDED SUBURBS		
	1962-63.	1963-64.	1964-65.	1962-63.	1963-64.	1964-65.	1962-63.	1963-64.	1964-65.	1962-63.	1963-64.	1964-65.	1962-63.	1963-64.	1964-65.	1962-63.	1963-64.	1964-65.
(1) Commodities and trades including milk & its products (Section 394 and 412A) ...	27,724	...	29,466	6,974	7,598	8,735	1,810	3,090	2,862	11,98,146.70	1,26,994.00	24,13,387.65	3,54,612.37	4,85,380.96	8,22,755.87	1,28,280.87	1,56,336.66	2,69,597.98
(2) Blowing steam whistle (Section 393) ...	63	...	34	4	3	5	...	1	...	975.00	...	1,360.00	90.00	65.00	155.00	20.00	20.00	40.00
(3) Factory permits Section 390	1,730	445	...	90	155	105	42	80	71	30,819.50	14,641.25	33,212.00	36,018.95	8,112.50	13,172.00	19,391.25
Total ...	29,517	445	29,500	7,068	7,756	8,845	1,853	3,171	2,934	12,29,941.20	1,26,994.00	24,14,747.65	3,69,343.62	5,18,657.96	8,58,929.82	1,36,413.37	1,69,528.66	2,89,029.23
(4) Transfer of fees (Section 394 and 412A)	236	182	120	153	7	11	58	2,399.50	686.00	450.00	1,332.25	21.00	33.00	509.50
Grandtotal ...	29,517	445	29,736	7,250	7,876	8,998	1,860	3,182	2,992	12,29,941.20	1,26,994.00	24,17,147.15	3,70,029.62	5,19,107.96	8,60,262.07	1,36,434.37	1,69,561.66	2,89,538.73

APPENDIX 'B'

Statement showing the no. of Hawkers and Licences issued and amount of fees collected during the year 1962-63 to 1964-65.

Description	Year	NO. OF LICENCES ISSUED			AMOUNT OF FEES COLLECTED		
		City	Suburbs	Extended Suburbs	City	Suburbs	Extended Suburbs
(1) Squatter's fees collected in the reserved areas (under Section of 313)	1962-63 ...	36,029	3,144	80	Rs. 6,46,376.25 (total revenue of item 1 & 2)	Rs. 49,333.24	Rs. 16,233.58
	1963-64 ...	36,432	3,292	80	7,04,370.00 (total revenue of items 1 & 2)	62,241.20	13,367.29
	1964-65 ...	38,352	5,406	122	7,10,675.25 (total revenue of item 1 & 2)	94,70,455	13,211.50 (in deposit)
(2) Fees received from itinerant hawker's licences under Section 313-A	1962-63 ...	9,244	3,600	10	...	28,217.35	1,074.38
	1963-64 ...	10,339	3,760	30,699.90	...
	1964-65 ...	12,807	5,243	43	...	39,203.70	3,095.60
Total of items 1 and 2	1962-63 ...	45,273	6,744	90	6,46,376.25	77,550.59	17,308.26
	1963-64 ...	46,771	7,052	80	7,04,370.00	92,941.10	13,367.29
	1964-65 ...	51,159	10,649	165	7,10,675.25	1,33,908.25	16,307.10
(3) Recovery of expenses (under Section 490) for removal of Encroachments under Section 314.	1962-63	4,917	877	2,84,542.75	19,410.50	21,082.26
	1963-64	5,241	852	3,00,130.00	24,445.50	18,288.04
	1964-65	3,256	863	2,66,837.50	19,749.25	19,749.25
Final Total.	1962-63 ...	45,273	11,661	967	9,30,919.00	96,961.09	38,390.52
	1963-64 ...	46,771	12,293	932	10,04,500.00	1,17,386.60	31,655.33
	1964-65 ...	51,159	13,905	1,028	9,77,512.75	1,53,657.50	36,056.35

APPENDIX 'C'

Statement showing the number of licences issued in respect of Stall Board, etc, projections, in City, Suburbs and Extended Suburbs during the year under report

	NO. OF LICENCES ISSUED			AMOUNT OF FEES RECORDED		
	City	Suburbs	Extended Suburbs	City	Suburbs	Extended Suburbs
				Rs.	Rs.	Rs.
	23,213	500	...	10,12,205.93	7,674.00	...

APPENDIX 'D'

*Statement showing the no. of permits for advertisements issued and amount of fees collected during the year 1962-63 to 1964-65
under Section 328, 328A*

Particulars.	NUMBER OF ITEMS									AMOUNT OF FEES (including composition)									
	CITY			SUBURBS			EXTENDED SUBURBS			CITY			SUBURBS			EXTENDED SUBURBS			
	1962-63	1963-64	1964-65	1962-63	1963-64	1964-65	1962-63	1963-64	1964-65	1962-63	1963-64	1964-65	1962-63	1963-64	1964-65	1962-63	1963-64	1964-65	
									Rs.	Rs.	Rs.	Rs.	Rs.	Rs.	Rs.	Rs.	Rs.	Rs.	
(1) Wall posters hoardings and boards	15
(2) Movable boards and hand carts	964	950	...	62	82	79,308.18	77,901.86	...	10,980.00	18,388.30	...	
(3) Illuminated advertisement sky signs ...	4,026	4,172	3,861	366	406	1,126	17	20	223	8,79,149.67	7,77,569.00	4,90,306.35	74,682.30	79,851.25	1,69,728.23	847.00	950.00	35,103.28	
(4) Non-illuminated sky signs	375	355	...	4	8	34,170.13	27,940.43	...	980.52	1,622.00	...	
(5) Wall paintings	4	3,195.75	
(6) Ground rent	38,790.00	39,690.00	41,033.00	
Total ...	4,026	4,172	3,861	1,732	1,718	1,126	95	122	223	9,17,939.67	8,17,259.00	5,31,339.35	1,90,355.61	1,88,949.29	1,69,728.23	13,047.52	21,200.30	35,103.28	

111

APPENDIX—E

*Statement showing the no. of prosecutions launched during the years 1961-62 to 1963-64 and
the results thereof*

Year	Offence under Section	No. of Cases Remaining Undisposed of			Total No. of Cases Instituted			No. of Cases Withdrawn on Compliance of Law			No. of Cases which Resulted in Conviction			Amount of Fines Inflicted			No. of Cases which Resulted in Acquittal			No. of Cases Remaining Undisposed on 31-3-64		
		City	Suburbs	Extended Suburbs	City	Suburbs	Extended Suburbs	City	Suburbs	Extended Suburbs	City	Suburbs	Extended Suburbs	City	Suburbs	Extended Suburbs	City	Suburbs	Extended Suburbs	City	Suburbs	Extended Suburbs
1962-63	394	1,431	381	23	2,672	1,019	200	427	79	24	1,826	630	94	Rs. 31,145.00	Rs. 20,710.00	Rs. 5,368.00	18	...	4	1,872	689	101
1963-64	...	1,872	689	101	2,712	889	277	392	198	...	2,072	1,418	133	39,895.00	46,300.00	16,140.00	16	3	13	2,104	159	232
1964-65	...	2,104	159	232	1,164	1,105	228	255	314	50	2,438	374	193	58,005.00	42,940.00	10,120.00	13	17	24	672	559	193
1962-63	412A	4	1	...	12	9	1	...	45.00	10.00	3
1963-64	...	3	12	8	40.00	4
1964-65	...	4	6	6	30.00	4
1962-63	328	2,726	219	...	1,082	648	5	325	648	3	92	26	1	850.00	250.00	10.00	35	...	1	3,356	192	...
1963-64	328A	3,356	192	...	1,148	1,157	16	371	1,263	...	98	5	14	955.00	85.00	64.00	44	...	2	3,991	81	...
1964-65	...	3,991	81	...	552	357	...	1,407	320	...	232	14	...	1,450.00	210.00	...	15	3	...	2,889	101	...

APPENDIX 'F'

Category	City	Suburbs	Extended Suburbs
Shops	53,727	12,632	4,659
Commercial Establishments	22,120	1,133	1,585
Residential Hotels	296	55	11
Restaurants and Eating Houses	4,879	1,303	453
Theatres etc.	71	13	8
Total	81,093	15,136	6,716

APPENDIX 'G'

No. of complaints	City	Suburbs	Extended Suburbs
Pending at the close of the previous year	64	9	1
Received during the year	1,747	199	10
Investigated during the year	1,764	206	10
Pending at the end of the year	47	2	1

APPENDIX 'H'

Year	Cases pending from the previous year	Cases filed	CASES DISPOSED OF					Total	Cases pending at the close of the year	Fines	Average fine per case
			Convictions	With draws	Acquittals	Abated	Warned and discharged				
<i>City</i>											
1963-64...	990	5,907	4,751	17	15	3	5	4,791	2,106	1,56,113	32.86
1964-65...	2,106	6,780	7,187	82	26	12	...	7,307	1,579	2,53,552	34.70
<i>Suburbs</i>											
1963-64...	145	842	700	2	3	705	282	19,430	27.76
1964-65...	282	1,137	1,137	7	5	1,149	270	37,785	32.88
<i>Extended Suburbs</i>											
1963-64...	97	231	256	4	3	263	65	7,315	28.57
1964-65...	65	394	384	24	1	409	50	12,410	30.34

APPENDIX 'I'

No. of complaints	City	Suburbs	Extended Suburbs
Pending at the close of the previous year
Received during the year	165	55	1
Disposed of during the year	164	55	1
Pending at the end of the year	1

APPENDIX 'J'

No. of complaints	City	Suburbs	Extended Suburbs
Pending at close of the previous year	23
Received during the year	261	20	...
Investigated during the year	280	20	...
Pending at the end of the year	4

APPENDIX 'K'

Statement showing the results of 57 mass-raids taken during the year 1964-65.

Serial No.	Under Section	Total Number of Premises inspected	Total Number of licences	No. of cases in which infringements were detected	No. of new cases detected
1	394	18,990	5,352	871	5,614
2	313 and 313A	2,961	1,421	513	1,219

Under Section 313-A

(Mass-raids for removal of unauthorised encroachments and projections on foot-path)

1. No. of items including hand-carts removed as encroachments: 30 items and 6 loaded Hand carts in 57th Mass raids only.
2. No. of unauthorised projections removed : 41

Under Section 328A and 328

1. Removal of wall posters found pasted on municipal property: 549 in 4 Mass raids.
2. Total No. of advertisements detected : 3786

APPENDIX 'L'

	City	Suburbs	Extended Suburbs
Shops and Establishments Act	577	182	86
Minimum Wages Act	4

MARKET DEPARTMENTS

(CITY)

1. **Receipts.**—The total income from the Markets and Slaughter Houses was Rs. 67.82 lacs as against Rs. 66.55 lacs in the preceding year.

2. **Markets**—In all there were 41 Markets in the City 24 Municipal and 17 Private Markets, (Licensed by the Bombay Municipal Corporation). The licence fees recovered from the owners of these private markets amounted to Rs. 1,03,788 as against Rs. 92,239 during the previous year.

3. **Outside Shops.**—There were 198(189 meat and 9 fish) outside shops in the City licensed by the Municipal Corporation in addition to meat and fish stalls in Municipal and Private Markets, for sale of mutton, beef, pork and fish. The licence fee realised was Rs. 18,850. 56 licences were issued to private parties for the sale of imported meat, refrigerated meat, frozen fish, Ham, bacon and Sausages, etc.

4. **Scale-shed.**—During the year under report the total fees collected at the Scale-shed Mahatma Jyotiba Phule Market amounted to Rs. 8,91,284 as against Rs. 8,17,221 during the previous year.

5. **Fish Season.**—During the year under report the total quantity of fish brought to the markets was about 26,583 Metric tons as against 21,982 Metric tons during the previous year. The arrival of fish was normal during the year.

6. **Cold storage facilities**—The cold storage Plant at Mahatma Jyotiba Phule Market continued to meet the requirements of preservation of fish, vegetables, fruits, meat, eggs, milk and milk products etc. The plant consisted of 3 chambers, one for storing fish at 28°F to 31°F, one for mutton at 30°F to 37°F and one for vegetables etc. at 35°F to 40°F. The plant is worked by the FREON 12 system with four Wasting House condensing units and direct expansion coolers. OZONE generator for deodourising and disinfecting bacteria in chambers is also provided.

The approximate quantity of perishable goods deposited and amount realised by way of fees at the cold storage during the year under report were as under:—

Commodity	Quantity deposited		Amount realised	
	1963-64	1964-65	1963-64	1964-65
	Kgs.	Kgs.	Rs.	Rs.
Fish	24,38,950	23,94,000		
Fruits & Vegetables	15,10,250	15,15,000	59,532	53,637
Mutton	5,35,850	5,07,200		
Eggs	6,81,825	6,75,500		
Milk & Milk Products	4,41,850	4,38,600		

7. **Receipts.**—The total receipts during the year amounted to Rs. 67,82,194 as against Rs. 66,55,861 during the previous year. The increase in the total receipts was mainly due to the revised stallage charges of stalls in Municipal Markets.

8. **Stalls and spaces in Markets.**—In all Markets in the City there were 3886 regular stalls provided for sale of different commodities such as flowers, fruits, vegetables, fish, mutton, beef, pork, poultry, eggs etc. The stalls continued to be well occupied throughout the year. Spaces provided for on daily payment basis also were continuously occupied throughout the year. There were about 615 spaces in the Municipal Markets in the City.

9. All markets including private markets were regularly supervised. The Veterinary Officers and qualified Public Health (Sanitary) Inspectors, carried out the work of inspection of articles of food such as meat, fish, fruits, vegetables etc. with a view to preventing the exposure of unwholesome food articles for sale for human consumption. During the year under report 5,19,053 kilograms of unwholesome food articles in the aggregate were destroyed as against 3,49,840 Kilograms in the previous year.

Special mention may also be made of the inspection carried out by the Veterinary Officers of livers and blood consignments imported by certain pharmaceutical firms from various centres outside Bombay. The amount realised by way of import and inspection fees was Rs. 45,375 during the year.

10. **Surprise Raids.**—Surprise raids to detect the smuggling and unauthorised slaughter of animals and also the import and sale of contraband meat were carried out by the staff specially appointed for this purpose. During the year 65,358 kilograms of contraband meat was seized and destroyed as against 1,15,551 kilograms in the preceding year. In all 1683 seizures were effected in different parts of the City and 1,611 prosecutions were instituted resulting convictions of 153 persons. The fine imposed amounted to Rs. 6,539. The amount realised by selling seized animals and skins etc. was Rs. 9,570. In addition to this an amount of Rs. 1,550 was recovered by way of penalty from the different parties who were found importing animals into the city without requisite permits.

SLAUGHTER HOUSE

11. Two main Municipal Slaughter Houses viz. one at Bandra for slaughter of horned cattle, buffaloes, sheep and goats and other at Arthur Road for slaughter of pigs were continued to be operated during the year. The slaughtering chamber at Delisle Road Sheep Market meant for slaughter of sheep and goats for religious purposes was continued during the year to meet the demands from the public. The Jhatka Slaughter House at Arthur Road which was owned privately and licensed by the Corporation was also in operation during the year as usual. The revenue derived from this source amounted to Rs. 18,85,204 as against Rs. 22,86,472 during the previous year.

Licence granted for slaughtering of frogs at Dharavi was further renewed during the year.

12. The Main Slaughter House at Bandra is old and outdated. Proposed shifting of the same to Deonar was in progress.

13. The number of animals brought to the fair ground at Bandra slaughter House and the number of animals slaughtered thereat as compared with those of the previous year were as under:—

Year	Animals brought to the fair ground			Animals slaughtered		
	Buffaloes	Horned Cattle	Sheep and goats	Buffaloes	Horned cattle	Sheep & goats
1963-64	5,846	67,424	19,96,315	5,844	67,152	12,95,786
1964-65	6,542	76,584	18,42,659	6,518	76,352	11,92,502

14. The number of Pigs and Piglings brought to Arthur Road Pig Slaughter House for the slaughter during the year under report was 14,788 and 74 respectively out of which 14,591 and 73 were slaughtered as against 14,178 pigs and 100 piglings slaughtered during the previous year.

15. Government Veterinary staff as usual inspected the horned cattle and buffaloes in the Slaughter House as per the provisions of Cattle Preservation Act. Animals intended for slaughter, were subjected to proper ante-mortem and post-mortem inspection by qualified Veterinary Staff. Unwholesome meat detected was seized and destroyed by the staff of the Slaughter House.

16. The principal causes of ante-mortem rejection of animals were Emaciation, Exhaustion, Pregnancy, Sheep-Pox, foot rot, Actinomycosis and Febrile conditions, Diarrhoea and other diseases of infectious nature rendering meat unfit for human consumption. In case of buffaloes and horned cattle most of rejections were due to animals being young and fit for breeding, milch, farm or cart purpose.

17. The main causes of post-mortem condemnation were cysticercus bovis, liver fluke, Abscesses, Bruises, Sarcocystis, Hydatidosis and other parasitic and Nodular infections of liver and lungs. The causes for rejection of Pigs were Tuberculosis, Cysticercus, cellulosa, Bruises, Hydatidosis etc.

18. The approximate weight of dressed carcass meat of buffaloes and cattle was 9,265 Metric tons, that of sheep and goats 11,925 Metric tons and that of pigs 321 Metric tons. Most of this meat produced was for meeting the demand in the city. The quantity of the meat rejected and destroyed as unfit for human consumption was 27 Metric tons of beef, 8 Metric tons of mutton and 5 Metric tons of pork which worked out to 0.28, 0.07 and 1.5 per cent. respectively of the total meat.

19. During the year under report Shri B. Orange F. A. O. Expert on hide and flaying visited the Bandra Slaughter House when he was given the information about the working of the slaughter houses.

20. Lectures and Demonstrations on Food Inspection, Meat Hygiene etc. were given to Medical and Veterinary Students of different Medical and Veterinary Colleges as also to the students preparing for Public Health Inspectors Examination from Bombay Municipal Corporation and Local Self Government Institute.

V. PERIYAN
Superintendent of Markets
and Slaughter Houses

APPENDIX 'A'

Statement showing the receipts under different items during the year 1964-65 and of the previous year.

	1964-65	1963-64
(1) Stallages	22,50,718	20,33,991
(2) Squatter fee	12,79,800	11,93,716
(3) Admission fee collected at the Bandra Slaughter House	6,57,363	6,20,327
(4) Slaughter and removal fees collected at Bandra Slaughter House, Delisle Road Sheep Market & Pig-Slaughter Houses.	11,59,828	14,44,554
(5) Licence fees collected from stalls and shops in Municipal Markets.	17,556	19,359
(6) Licence fee for doing different type of business at Bandra Slaughter House.	24,272	23,864
(7) Licence fee from Private Markets' Owners	1,03,788	92,239
(8) Licence fee from firms dealing in Foreign frozen fish and imported meat, ham, Bacon and Sausages etc.	5,009	5,975
(9) Licence fee from outside meat shops	18,850	19,950
(10) Licence fee from Butchers in Private Markets	6,600	6,612
(11) Licence fee from Kamatarees, slaughterers etc. in Pig Slaughter House and Jhatka Slaughter House.	1,618	1,585
(12) Licence fee from Brokers in different Municipal Markets.	83,538	84,430
(13) Scale fees at Mahatma Jyotiba Phule Market	8,91,284	8,17,221
(14) Sale of right of blood at Bandra Slaughter House	27,644	12,001
(15) Sale of right of removing bone pieces at Bandra Slaughter House	300	800
(16) Nokarnama fees	4,792	4,896
(17) Cold Storage fees	53,637	59,532
(18) Ground rent	47,492	51,045
(19) Chawl rent	17,652	15,986
(20) Miscellaneous receipts	1,30,453	1,47,778
Grand Total Rs.	67,82,194	66,55,86

V. PERIYAN
Superintendent of Markets and
Slaughter Houses

MARKET DEPARTMENT (SUBURBS)

There were 19 Municipal Markets and 3 Private Markets in the Suburbs. The Bridge Market at Kurla on the East side was closed on 1-1-1965 likewise Asgaralli Private Market was closed on 1-1-1965. New Market at Kurla started functioning from 1-1-1965.

The number of Municipal Slaughter Houses during the year was five.

The total number of animals brought for slaughter at Slaughter Houses in Suburbs and number of animals rejected as unfit on ante mortem and postmortem examinations as compared with those of previous year are as follows:—

Year	Animals brought for slaughter at different Slaughter Houses			Animals rejected on ante-mortem examination		
	Buffaloes	Horned cattle	Sheep and goats	Buffaloes	Horned cattle	Sheep and goats
1964-65	4,877	704	1,48,404	42	34	2,412
1963-64	4,916	666	1,47,126	47	40	2,152

The principal causes of ante-mortem rejection, were systecercum bovis, sheep pox, foot and mouth disease emaciation, and pregnancy and those of post-mortem condemnation were liver-flukes, abscesses and bruises.

The approximate weight of dressed meat of buffaloes and horned cattle was 12,89,600 Kgs. and that of sheep and goats was 5,60,100 Kgs.

The total meat destroyed at Kurla Slaughter House was 2495 Kgs. during the post-mortem examination.

The following improvements were made in the Municipal Markets during the year under report;

- (1) The new Kurla Market was constructed and opened to the public on 1-1-1965.
- (2) Additional shed was provided at Kalina Market for the squatters.
- (3) Additional Mutton stall was opened at Khar Market.
- (4) Permanent wather sheds were provided at Ghatkopar Vegetable Market.

The unwholesome articles of foods, such as fish, fruits, vegetables meat etc., in different markets and slaughter houses weighing 30,772½ Kgs. were destroyed during the year.

The total meat destroyed was 10,880 Kgs. as against 9,685½Kgs. during the last year.

In all 270 raids were carried out for detecting unauthorised slaughter of animals in the Suburbs. In all 221 cases were filed and all the accused were convicted and fined. The amounts of fine inflicted during the year was Rs. 5,642.

The total amount realized in auction sale of confiscated animals, sale of skins etc., was Rs. 2,783.60.

MARKET DEPARTMENT (EXTENDED SUBURBS)

There were 10 Municipal Markets out of which 4 were Open Air Markets. There were 6 Private Markets, one private market (Mody Private Market, Kandivli) being discontinued during the year.

The slaughtering of animals (Sheep and Goats) was done at the slaughtering chambers attached to Borivli, Kandivli and Mulund Markets and at private Markets at Goregaon and Malad. The total number of animals brought for slaughter at the Municipal Slaughtering Chambers during the year was 20,998 out of which 9 were dead and 52 animals were rejected on ante-mortem examination. The total number of animals slaughtered was 20,797 as against 22,140 slaughtered in the previous year. The balance of 140 animals remained for slaughter during the next year. The main causes of rejection were pregnancy and ill-health.

The approximate weight of dressed meat was 2,07,970 Kgs. There were 31 outside meat shops during the year out of which 26 were mutton shops, 4 for sale of beef, and one was for sale of ham, bacon and sausages.

The following improvements were made during the year:—

- (1) New Municipal Market at Kandivli on Narayan Doshi Road started functioning from 27-3-1965 and construction of New Borivli Market is nearing completion.

During the year, 1,033 Kgs. Mutton, 1,939 Kgs. fish, 5,766 Kgs. Vegetables and 3,763 Kgs. fruits were destroyed on inspection in the markets.

In all 21 raids were carried out for detecting unauthorised slaughter and sale of animals in the Extended Suburbs during the year. In all 18 cases were filed and resulted in conviction. Total fines inflicted were Rs. 955 and the amount realised by auction sale of confiscated animals was Rs. 184. Besides 358 Kgs. of meat was seized and destroyed as unwholesome during the year.

Statement showing the receipts under different items during the year 1963-64 and 1964-65

(Suburbs and Extended Suburbs)

Serial No.	Particulars	Amount received during 1963-64		Amount received during 1964-65	
		Suburbs	Extended Suburbs	Suburbs	Extended Suburbs
		Rs.	Rs.	Rs.	Rs.
1	Stallage charges	... 2,93,418	46,812	3,01,677	47,361
2	Squatter fees	... 2,19,236	1,10,088	2,50,477	1,18,165
3	Slaughter fees	... 1,24,966	466	3,63,454	47,125
4	Miscellaneous receipts	... 23,603	1,118	28,407	3,374
5	Licence fees	... 22,972	4,659	25,047	4,727
6	Share of enhanced entrance fees	... 97,778	...	1,07,435	...
		7,81,973	1,63,143	10,76,497	2,20,752

V. PERIYAN
*Superintendent of Markets
and Slaughter Houses*

MUNICIPAL PRINTING PRESS

During the period under report, 378 Metric Tons of paper were purchased from Market to meet requirements of the various departments.

The statement of jobs carried out and the pages printed for the Corporation and its various Committees as well as for the B.E.S. & T. Undertaking during the year under report as compared with those in the previous year is given below:—

Description	1963-64		1964-65	
	Jobs	Pages	Jobs	Pages
Departmental Printing	13,781	...	11,250	...
Departmental Stationery	1,784	...	1,972	...
Private parties Printing	39	...	43	...
Private Parties Stationery	7	...	6	...
B.E.S. & T. Printing	8	...	8	...
Corporation and its Committees	...	43,909	...	44,223
Corporation Record	...	15,647	...	16,990
B.E.S. & T. Committee	...	1,675	...	1,224
TOTAL	15,619	61,231	13,279	62,437

The total quantity of paper consumed during the year under report was 303½ Metric tons as against 226 Metric tons and 276 Metric tons in the preceding two years.

Description of Paper	1962-63		1963-64		1964-65	
	Rate per Kg.	Quantity consumed in Metric tons	Rate per Kg.	Quantity consumed in Metric tons	Rate per Kg.	Quantity consumed in Metric tons
	Rs. P.		Rs. P.		Rs. P.	
White	01 82	139½	01 92	128	01 83	209½
Badami	01 49	38½	01 58	38½	01 50	25½
Other Kinds	02 20	48	02 20	109½	02 27	68½
		226		276		303½

The transaction of the Press for the year closed with a working surplus of Rs. 13,302 on the total turnover of Rs. 17.86 lacs. against the surplus of Rs. 9,072 and Rs. 6,669 on turnover of Rs. 15.55 lacs and 14.61 lacs for the previous two years.

The labour staff as on 28th February 1965 consisted of 277 workers as against 250 on 28th February 1963 and 246 on 29th February 1964.

B. K. RAO,
Manager,
Municipal Printing Press

MUNICIPAL PRINTING PRESS

Balance Sheet as at 31st March 1965.

LIABILITIES				ASSETS				
	Rs.	P.	Rs.	P.	Rs.	P.	Rs.	P.
CAPITAL—								
(1) Advances from the Surplus Cash Balance	5,544	00			(1) Plant and Machinery purchased out of Surplus Cash Balance	5,544	00	
(2) Advances from Net Premia Fund	1,68,221	12			(2) Plant & Machinery purchased out of Net Premia Fund	1,68,221	12	
(3) —Do—	49,201	19			(3) —Do—	49,201	19	
(4) —Do—	22,745	31			(4) —Do—	22,745	31	
(5) Advances from Special Funds	1,81,685	55			(5) Plant and Machinery purchased out of Special Funds	1,81,685	55	
(6) —Do—	7,134	37			(6) —Do—	7,134	37	
(7) Advances from Capital Works—Loan Funds, 1.—General Supervision, Collection of Revenue, Item No. 7, Conversion of Crusher Godown at Carnac Bridge	5,06,193	65			(7 & 8) Plant and Machinery purchased out of 1.—General Supervision, Collection of Revenue, Item No. 7, Conversion of Crusher Godown at Carnac Bridge	1,55,903	66	
(8) —Do—	1,09,122	24			Do. Books and Dead Stock	11,640	38	
(9) Advances from Plant & Machinery Depreciation Fund	2,250	00			Do. Cost of Crusher Building	4,47,771	85	
(10) Advances from Capital Works—Loan Funds—Plant & Machinery to be purchased out of Fire and Accident Insurance Fund	51,881	44			(9) Plant and Machinery Purchased out of P. & M. Depreciation Fund	2,250	00	
(11) Advances from Sundries Miscellaneous Advances	1,11,100	39			(10) Plant and Machinery purchased out of Capital Works—Loan Funds P. & M. Fire & Accident Insurance Fund	51,881	44	
Less—Amount Repaid	4,40,754	71	7,74,324	55	(11) Plant and Machinery purchased out of Sundries Miscellaneous Advances	1,11,100	39	
	12,15,079	26			Less—Depreciation upto 31-3-1965	4,40,754	71	7,74,324
					Work in Progress	2,28,905	83	
					Stock of Paper, etc.,	2,87,728	45	
					Mono Metal—Balance as per last year	1,77,121	12	
					Do. Additions during the year	13,072	49	
					Less—Written off	1,90,193	61	
					Line Metal—Balance as per last year	1,21,870	57	
					Do. Additions during the year	10,696	50	
					Less—Written off	1,32,567	07	
					Materials Non-Consumable—Balance as per last year	1,306	26	
					Do. Additions during the year	4,852	35	
					Less—Written off	6,158	61	
					Books and Dead Stock—Balance as per last year	16,038	25	
					Do. Additions during the year	17,999	04	
					Less—Written off	34,087	29	
					Bills due from Departments	15,22,560	69	
					Do. from Private Parties	26,113	74	15,48,674
						4,568	73	43
								24,06,479
								57
								31,80,804
								12

B. K. RAO,
Manager,
Municipal Printing Press

MUNICIPAL PRINTING PRESS
Profit and Loss Account as at 31st March 1964

Expenditure				Income		
Dr.	Rs.	P.	Rs.	P.	Rs.	P.
Materials—						
Paper, etc., stock at the beginning ...	1,41,	217.62				
Do. Add Purchases ...	7,76,	266.25				
Do. Outstanding Liabilities ...	97,	898.41				
	10,15,	382.28				
Do. Deduct stock at the end ...	2,70,	751.24	7,44,	631.04		
Ink stock at the beginning ...		174.17				
Do. Add Purchases ...		2,409.98				
Do. Deduct stock at the end ...	2,584.15	1,400.10	1,184.05			
Binding Materials stock at the beginning ...	16,	266.38				
Do. Add Purchases ...	51,	871.48				
Do. Deduct stock at the end ...	68,	137.86	52,	560.75		
	15,	577.11				
Mono Metal stock at the beginning ...	1,77,	121.12				
Do. Add Purchases ...	12,	801.66				
Do. Deduct stock at the end ...	1,89,	922.78	9,	238.85		
	1,80,	683.93				
Lino Metal stock at the beginning ...	1,21,	870.57				
Do. Add Purchases ...	10,	471.44				
Do. Deduct stock at the end ...	1,32,	342.01	6,	403.29		
	1,25,	938.72				
Materials Non-consumable and Books and Dead Stock balance as per last year ...	17,	394.51				
Do. Add Purchases ...	22,	475.88				
Do. Deduct stock at the end ...	39,	870.39	5,322.18			
	34,	548.21				
Outwork ...			42,	789.67		
Do. Outstanding Liabilities ...			1,	965.00		
Wages ...			5,33,	221.07	44,	754.67
Do. Outstanding Liabilities ...			38,	158.00		
					5,71,	359.07
Departmental Expenses—						
Rent ...	4,	259.25				
Repairs and Maintenance—						
(a) Building ...	0.00					
(b) Machinery ...	17,	258.12				
Do. Outstanding Liabilities ...	32,	188.00				
Lighting ...	8,	078.54				
Gas Charges ...	1,	53.19				
Electric Charges ...	12,	559.15				
Debt Charges ...	89,	151.77				
Depreciation ...	109.	66	1,65,	157.68		
General Expenses—						
Staff Salaries ...	1,55,	576.23				
Do. Outstanding Liabilities ...	4,	000.00				
Provident Fund, Pension, etc. ...	33,	128.99				
Contingencies (Miscellaneous) ...	13,	500.44				
Do. Outstanding Liabilities ...	10,	872.00				
Telephone Charges ...	3,	907.74				
Printing ...	2,	554.18				
Do. Outstanding Liabilities ...	1,	362.00				
Stationery ...	726.	15				
Do. Outstanding Liabilities ...	157.	00				
Maintenance of Delivery Van ...	9,	535.08				
Do. Outstanding Liabilities ...	127.	00				
Advertisement Charges ...	918.	00				
Private Works ...	39,	835.10	2,76,	199.91	4,41,	357.59
Net Surplus ...					18,	76,811.49
					13,	302.23
					18,	90,113.72
						18,90,113.72

B. K. RAO,
Manager,
Municipal Printing Press.

K. E. M. Hospital and Seth G. S. Medical College

In the year 1964-65 the King Edward VII Memorial Hospital and the Seth G. S. Medical College have completed 39 years of service, the Hospital rendering medical relief to the sick and the college imparting medical education to the students.

Educational Programme

168 students were admitted during the year under report, i.e. 8 more than in the previous year. There are 60 overseas cultural students on the college roll.

In addition to undergraduate teaching, post-graduate classes were also conducted for M.D., M.Sc. (Medical), M.S., D.O., D.O.M.S., D.V.D., D.P.H., M.Sc. (Microbiology), M.Sc. (Biochemistry), M.Sc. (Mycology).

Medical examination of University students from North Bombay colleges for the purpose of N. C. C. and physical training were undertaken by the Preventive and Social Medicine Department at the request of the University of Bombay.

A programme of medical check up and medical care for the students of this college was continued during the year 1964-65.

National Cadets Corps continued their activities in the college compound.

Research Activities

A number of Research Projects were undertaken at the Hospital and College under the auspices of the Indian Council of Medical Research, the Council of Scientific and Industrial Research, the K. E. M. Hospital and Seth G. S. Medical College Staff Research Society and through the help of some Pharmaceutical firms like the Unichem and Lederle Laboratories.

Library

During the year under report 358 books were added to the Library as against 317 during the preceding year.

Reference material was supplied throughout the year to the Microfilm and Photostat Service of the Indian Council of Medical Research at the Tata Memorial Hospital Parel, Bombay 12, for providing photostat documents to the Medical and Research Institutions throughout India.

Museums

The work of re-organisation of Anatomy and Pathology Museums is in progress.

In the Artist's section the following work was carried out during the year 1964.

Photographs :—

Hospital Cases	407
X-ray Prints	147
Nurses	159
Specimens	67
Photomicrograph	221
Preparation of Slides	1,083
Group Photographs	77
Diagrams	58
Miscellaneous	112
Total	2,331

Hostels

The number of students residing in the Male Students Hostel was 140 and that in the Lady Students Hostel was 60. Dormitory at Naigaum Road has been converted into Hostel to accommodate 83 students. During the year under report 283 students took advantage of these hostels.

College and University Scholarships and Prizes

The College and University Scholarships and Prizes were awarded to 40 students.

Other Activities and Programme

1. *Cultural Department.*—At the Inter-collegiate Dramatic competition our Marathi Play was selected for the finals. Mr. Dighe was awarded the first prize for his acting. Mjas S. Shettye was awarded a certificate of merit. At the Inter-medical competition this play won the first place.

Dr. (Smt.) Sudha Agashe was awarded third prize at Inter-collegiate Music competition.

2. *Reading Room and Debating Department.*—Shri N. K. Laheri and Shri B. J. Dave brought honours to the College by sharing the trophy with Gandhi Medical College, Hyderabad, at 5th All India Medical Elocution Competition held at New Delhi. Smt. L. Nogueer won the first place at the Inter-medical Elocution competition held in Bombay.

3. *Badminton.*—Smt. Aruna Joshi was crowned the Ladies' champion of the Bombay University and was selected to lead the University team. Our college reached the semi-finals in the Inter-collegiate Badminton Tournament.

4. *Volleyball and Athletic Department.*—Shri D. Vinadajal won the 100 metres, 200 metres and 110 meters hurdles and 400 metres hurdles in the Inter-Collegiate Athletic meet. He was selected to represent the Maharashtra State in the National Meet.

5. *Table Tennis.*—At the All India Inter-medical Table Tennis tournament held at Bikaner our ladies team—Smt. S. Jassawalla and Smt. Kokila Shah won the shield. At the Inter-medical Tournament we won for the third year in succession.

6. *Hockey.*—Dr. R. D. Bapat was awarded a special prize at All India Inter-medical Hockey Tournament held in Amritsar.

DEPARTMENT OF PHARMACOLOGY

The pharmacological Research Unit C.S.I.R. was expanded with a re-current grant of Rs. 57,000 for the year and equipment grant of Rs. 41,800. Another Unit of C.S.I.R. on "Clinical Trials of Drugs" started functioning from 1st November 1964.

Rockefeller Foundation made available a grant of 14,000 dollars towards purchase of equipment to the department.

The following research work was carried out in the department:—

- (1) Study of synthetic diuretics—Laboratory and clinical trials.
- (2) Long term effect of steroids and antibiotics in hepatic cirrhosis.
- (3) Anti-immune studies in hepatic cirrhosis.
- (4) Laboratory studies in experimental hepatic cirrhosis in rats.
- (5) Laboratory and clinical studies of a CNS stimulants L 64.
- (6) Laboratory and clinical studies of RRL 15419.
- (7) Screening programme of psychopharmacologically active drugs from CSIR.
- (8) A comparative study of orally active iron compounds.
- (9) A study of synthetic drug in ankylostomiasis.
- (10) Laboratory studies of Calcitonin.
- (11) Studies on sodium transport through intestinal mucus membrane.
- (12) Studies on total body exchangeable sodium in rats using radio-active sodium.
- (13) Studies in treatment of peptic ulcer.
- (14) Studies on new antibiotics in penicillin resistant cases.
- (15) Studies with some new antibiotic drugs.
- (16) Studies on effect of stress on adrenal ascorbic acid and cholesterol in rats.
- (17) Comparative studies of long acting sulphenamides.
- (18) Studies with anabolic steroid hormones in underweight healthy students.

Other research units and isotope section continued to work in close collaboration with various departments of the hospital.

Isotope section carried out various investigations including large number of studies on Radioactive iodine, Radioactive sodium studies on Basal Metabolic states and various endocrine functions,

The following statement shows the work carried out in Radioisotope laboratory during the year.

Description	No. of tests
(1) Radioactive iodine studies	400
(2) Radioactive I 131 supression test	85
(3) Glucose tolerance curve studies	36
(4) Radioiodine treatment	48
(5) Radioactive B12 studies	134
(6) Thyroid scans with I 131	45
(7) Kidney scans with Hg 203 diuretic	20
(8) Radioactive Gold treatment	4
(9) Basal metabolic test under pentobarbital sodium	760
(10) Exchangeable radioactive sodium studies	74
(11) Sodium and potassium estimations	125
(12) Blood non-esterified fatty acids	37
(13) Blood glucose levels estimations	133
(14) Serum calcium estimations	150
(15) Serum phosphorus estimations	75
(16) Phosphatase activity	90
(17) Serum creatinine	25
(18) Urinary calcium	25
(19) Urinary phosphorus	44
(20) Urinary creatinine	43
(21) Haemoglobin estimations	50
(22) Blood E. S. R.	25
(23) Packed cell volume	100
(24) 17-ketosteroid estimations	18
(25) Oxygenic steroid estimations	32

The following table shows the total amount of radioisotope used during the current year.

	Radioactive	Total used.
Iodine—I 131	...	451 m.c.
Gold—Au 198	...	420 m.c.
Sodium—Na 24	...	15 m.c.
Chromium—Cr 51	...	36 m.c.
Cobalt—co-B12	...	85 m.c.
I 131 HSA	...	0.9 m.c.

DEPARTMENT OF PATHOLOGY AND BACTERIOLOGY

The following research problem are being tackled by the different members of the staff and post-graduate students in the department.

- (1) Bacteriophage typing of *Salm. typhi* and *Salm. paratyphi A*.
- (2) Study of pathogenic streptococci with special reference to the serotyping of *streptococcus haemolyticus*.
- (3) Study of Gram negative bacilli with special reference to *E. colic* isolated from various sources.
- (4) Study of haemagglutinating substance for human cells in various plant seeds.
- (5) Study of survival rate of transfused blood cells.
- (6) Study of nutritional requirements of *trichophyton rubrum*.
- (7) The Dinorphism of the pathogenic candidas.
- (8) Bacteriology of infantile diarrhoea.
- (9) Studies of *corynebacterium diptheriae* with particular reference to biochemical, serological and susceptibility to various antibiotics.
- (10) Bacteriological, Serological and haematological and biochemical study of cadaveric blood for transfusion.

Full time Department of Medicine.

The Department of Medicine laboratories are conducting various studies on electroencephalograph-machine as follows :—

- (1) EEG in temporal lobe epilepsy
- (2) EEG in convulsions-focal seizures
- (3) EEG in subacute progressive encephalopathy
- (4) EEG in coma
- (5) EEG in thyrotoxicosis
- (6) EEG in cor pulmonale
- (7) EEG in convulsions in children below 5 years of age.
- (8) EEG in normal infants
- (9) EEG in normal infants.

Cervical glomectomy in patients of bronchial asthma and ventilatory studies before and after are being conducted. Mitral stenosis-ventilatory studies before valvotomy cases are done.

Encephalopathy in cor pulmonale—Correlation with EEG. A study of Epidemiology and clinical behaviour of peptic ulcer in Bombay was started in 1960. This is a research project with a grant received from the Indian Council of Medical Research, New Delhi. This study will be completed this year.

Studies are also being carried on malabsorption syndrome, abdominal tuberculosis and absorptive and nutritional state in subjects after peptic ulcer surgery. Utility of the broad-spectrum antihelminthics. The Gastrointestinal and endocrine clinics have been functioning well.

The Artificial Kidney Unit is working satisfactorily and we have so far taken about 50 patients on the machine.

Full time Department of Surgery

Biochemical and Pathological Laboratories.

Four hundred and seventy-seven thoracic and cardiovascular operations were performed.

Total number of examinations carried out during the year was 9380 (routine clinical 720, special biochemical 6657, and histopathological 2003). The examinations were mainly those required for the research investigations being carried out in the department, viz. (1) Extracorporeal circulation, (2) Liver function studies in isolated liver system, (3) Blood changes in prolonged hypothermia, (4) Artificial kidney dialysis, (5) Hypertension studies, (6) Studies in malabsorption, (7) Effect of stress on blood coagulation, and (8) Role of lymphocytes aggregation test in tissue transplants.

Research work carried out in the department was as under (575 experiments were carried out)

- (1) Clinical and epidemiological survey of patients with stenosing aortitis.
- (2) Selective cerebral hypothermia—a study of cerebrovascular responses.
- (3) Revascularisation of ischaemic kidneys for hypertension.
- (4) Study of physiological changes during prolonged hypothermia.
- (5) Role of glomectomy in the management of status asthmaticus.
- (6) Study of isolated liver perfusion and its possible value in the management of hepatic coma.
- (7) Homologous canine heart transplantation.
- (8) Myocardial revascularisation with the technique of acupuncture.
- (9) Vector cardiographic studies during experimental myocardial infarction.
- (10) Development of artificial heart for support of circulation.
- (11) Experimental heterotopic pulmonary ossification.
- (12) Physiological changes in the blood in extracorporeal circulation.
- (13) Comparison of coronary circulation between reptiles and mammals.
- (14) Role of lymphocyte aggregation test in tissue transplants in dogs.
- (15) Encephalographic changes in experimental hypothermia.

X Ray Department.

Cardiac catheters	...	43
Excretory pyelograms	...	51
Bronchograms	...	26
Lymphangiograms	...	47
Barium examinations	...	55
Special injection studies including angiocardiogram, aortogram, vector, etc.	...	133
Routine x-ray examination	...	2,048
Jejunal biopsies	...	50

The number of cardiac catheters and injection studies is far less than expected due to the acute shortage of opaque media (Urografin), and x-ray films, and detergent solution used for sterilisation of catheters

Department of Anaesthesiology

The following research work is in progress in the department.

- (1) Prolonged hypothermia—Clinical and Experimental study.
- (2) Problems in the Anaesthetic Management of Open Heart cases under cardio-pulmonary bypass
- (3) General Anaesthesia for bronchography in children.
- (4) A simple non-rebreathing expiratory valve (made at K.E.M. Hospital).
- (5) A simple method of detecting extra-dural space
- (6) Control of intracranial tension during neuro-surgery.
- (7) Use of aminophyllin for systemic hypothermia in cases with pulmonary hypertension.
- (8) Anti-emetic effect of 'Marzine' in anaesthesia—A clinical study.

Department of Preventive and Social Medicine

The Department of Preventive and Social Medicine has now completed 7½ years. A large number of extramural activities to initiate the trainees in the principles and practice of community medicine has been the major departure during the year under report.

Services

Family Health Clinic

Total number of days the clinic worked 200
 Total number of cases treated during the year 1964-65 10,968
 Daily average 54.84

Family Health Centre

Total number of days the Centre worked 200
 Total number of cases given full medical check-up 1,868
 Daily average 9.34

Investigations:

Laboratory investigations carried out in the clinics:

RBC	Hb	WBC	ESR	Urine	Stool	Spitum	Others	Total
658	880	T. 601	162	574	277	23	4	3,780
		D. 601						

Administration

Internship Programme: The department continued to organise the General Internship Programme for all departments for the year 1964-65.

Urban Health Internship Programme: Dr. D. N. Pai is solely in charge of the Urban Health Internship Programme for the medical interns from all the city medical colleges.

Service to the Community

In May 1964 Bombay City with suburbs had an unusual epidemic of gastroenteritis. The Department of Preventive and Social Medicine came all out to investigate the nature and combat the above epidemic. It turned out to be a type of cholera. The members of the department staff and the interns worked from 8 a.m. to 10 p.m. every day including Sundays and holidays voluntarily and inoculated as many as a million persons during the span of only 20 days.

Medical Check-up Centre: The department continued to do the administration of this Centre of K.E.M. Hospital upto the end of October 1964.

Health Weeks: The department successfully organised comprehensive health care programme in two communities as combined training service and research project. With a little encouragement, we hope to make this a regular feature, thus developing the departmental facilities for extending public health work in trouble spots' delivering at the same time the very best training in public health and preventive and social medicine to undergraduates and interns.

General.

Professor N. A. Purandare, M.D. delivered inaugural address to the students of these institutions on Thursday, the 25th June 1964.

Dr. R. N. Cooper, M.S. (Lond.), F.R.C.S. (Eng.) was invited to deliver the 5th Dr. K. G. Munsif Memorial Lecture on the 26th February 1964 on "Forty Years of Surgery at the K.E.M. Hospital and I".

Dr. M. K. Krishna Menon, B.A., M.D., F.R.C.O.G. was invited to deliver the Dr. N. A. Purandare Annual Oration on "Anaemia in Pregnancy" on 5th May 1964.

Dr. J. C. Patel, M.D., M.R.C.P., Ph.D., B.Sc. was invited to deliver the 3rd Dr. R. G. Dhayagude Memorial Lecture on 6th April 1964 on "Impact of Seth G. S. Medical College and K.E.M. Hospital on Education and Research in Medicine".

Dr. S. Radhakrishnan, President of India Inaugurated Silver Jubilee Celebrations of the Association of the Surgeons of India and the Final Joint Session of the Indian Society of Anaesthetists was held at these institutions from 27th December to 30th December 1964. About 1000 delegates from India and abroad attended.

The Rockefeller Foundation of New York have given a grant of \$147,000 to the Seth G. S. Medical College for the purchase of equipment and supplies for teaching and research in the departments of Anatomy, Medicine, Pathology and Bacteriology, Pharmacology, Physiology and Surgery in connection with further developments of full-time departments of Medicine and Surgery and strengthening of selected basic medical science departments, the funds available for expenditure during the four-year period beginning from 1st June 1964 being used primarily for the purchase of equipment not available in India.

Shri Datey, B.E., A.M.I.E. has donated sum of Rs. 5,000 for instituting a scholarship.

During the year under report 24 persons who have been appointed as Pool Officers by C.S.I.R. were working at this college and Hospital.

The following eminent medical personnel visited these institutions during the year under report:—

- (1) Dr. N. H. Keswani, M.B.B.S., Ph.D., Professor of Anatomy, All-India Institute of Medical Sciences, New Delhi.
- (2) Dr. Samuel J. Glass, M.D., Endocrinologist and Past President of the Pacific Coast Fertility Society.
- (3) Dr. G. M. Bedbrook, Orthopaedic Surgeon of the Royal Perth Hospital, Perth, Australia.
- (4) Dr. E. Budiansky, World Health Organisation, Consultant Paediatrician.
- (5) Professor Mizuno of Japan.
- (6) Sir Rowan Boland, C.B.E., M.D., F.R.C.P., D.P.H. Senior Treasurer and a Member of the Executive Council, Dean of the Medical and Dental Schools of Guy's Hospital.
- (7) Professor A. G. W. London, O.B.E., F.R.C.S., the University of New Castle (England).
- (8) Professor T. N. A. Jeffcoate, M.D., F.R.C.S.E., F.R.C.O.G.
- (9) Dr. Walter Pykeless, Registrar, General Medical Council of United Kingdom.
- (10) Dr. K. C. Patnaik, Director General Bureau of Intelligence, D.G.H.
- (11) Professor Fanconi, Professor of Paediatrics at Zurich and Secretary General of International Paediatrics Society.
- (12) Dr. Barbara Remnick, Department of Physiology, Mt. Holyoke College, Mass.
- (13) Professor B. V. Petrovsky of the Institute of Cardiology, Moscow, U.S.S.R.

KING EDWARD VII MEMORIAL HOSPITAL

NEW CONSTRUCTION, EXPANSIONS AND EXTENSIONS

Works Completed

- (1) Construction of Porch and extension to Department of Dermatology.
- (2) Additional floor over Casualty Officers, Quarter No. 2.
- (3) Extension of the Orthopaedic Centre.

Accommodation of Patients and their Particulars

The number of Schedule bed strength was increased to 1,038 from 1,005 during the preceding year. As usual there was constant over crowding in the hospital, particularly in the children wards and Medical and Surgical wards for the females.

During the year 1964 the average number of in-patients in the hospital was 1,213 as against 1,196 and 989 during the years 1963 and 1962 respectively indicating clearly the increasing demand for the hospital beds. Even after imposing restrictions on routine admissions in order to control over crowding, the total number of patients admitted for indoor treatment during the year under report was 50,394 as against 47,009 and 41,309 respectively during the two preceding years. The average stay of an in-patient was 8.02 days during the year under report as against 9.27 days in the year 1963 and 8.7 days in the year 1962.

Results of Treatment of Indoor Patients

Out of the total number of 51,605 patients including 1,211 brought over from previous year, 12,411 were discharged as cured, 22,613 were relieved and 12,081 left the hospital either against medical advice or were otherwise discharged and 3,235 died (excluding 417 still born). At the end of the year 1,265 patients were in the hospital under treatment.

Deaths Classified

Out of the 3,235 deaths, 1,130 died within 24 hours of admission, 721 after 24 hours but within 72 hours of admission and the rest 1,384 deaths took place after three days from the date of admission. The figures are exclusive of 417 still borns.

Out Patient Department

The total number of new cases issued during the year under report was 2,94,408 as against 2,84,605 in 1963 and 2,81,767 in 1962. The total number of Out-patients attendance (New and Old Cases including Casualty cases) was 8,23,824 bringing the average daily attendance to 2,692.

Casualty cases registered during the year were 65,309 as against 64,260 and 61,325 during the years 1963 and 1962 respectively.

The highest number of patients treated on a single day was 3,304 on 27th July 1964. The highest number of Casualty cases treated on one day was 266 on 6th July 1964.

17,014 Operations were performed on In-patients and 33,401 Operations were performed on Out-patients.

New Departments Opened

In order to avoid overcrowding in the Medical Ward for females, an additional Ward with eighteen beds has been opened.

Haematology Department was opened as the Out-patient Department for the benefit of the public.

Medico Social Service Department

Two more post of Medical Social Workers were created during the year 1964 and at present there are thirteen Social Workers helping the various Sectional heads.

The following figures will give an account of the Medical and Social work done through the Department during the year under report.

(1) Medical aid and appliances	1,309
(2) Case work, Social histories, etc.	3,486
(3) Rehabilitation	110
(4) Discharge and institutionalisation	384
(5) Families sent for screening etc.	119
(6) Relatives and voluntary blood donors contacted	1,311
(7) Child Guidance Clinic	108
(8) Psychosis Clinic	462

The Social Workers helped the Medical Staff in research projects, read papers at Seminars and arranged for variety entertainment programmes for the patients.

Physio Therapy Centre and School

The Physio-therapy Centre and School which is a joint venture of the Government of India, Government of Maharashtra and the Bombay Municipal Corporation; the Corporation sharing the major portion of the expenditure. A two years' Post-graduate Programme in Physical Therapy leading to a Certificate in Advanced Physical Therapy was started in September 1964 and eighteen students had registered for this Course. 8,577 patients were referred to this Section and the total number of treatment given was 1,05,362.

40 new students were admitted in July 1964 bringing the total number of students undergoing training to 80.

Occupational Therapy Centre and School

The total number of patients treated at the Centre was 4,762 and 59,506 treatments were given, as against the figure 4,099 and 45,136 treatments during the year 1963. The work in the Weaving, Tailoring and Printing Sections is being carried out satisfactorily. Of the 58,573 treatments, 6,542 were given on pedal and hand-looms in Occupational Therapy.

Nine out of thirteen and four casual students completed their Course. Thirty candidates were admitted this year, however, only 15 candidates are continuing the Course. Ten graduates are doing the advanced course in Occupational Therapy.

Nursing Staff

During the year under report 120 Nurses were sent up for General Nursing Part I Examination, 45 Nurses for Part II Examination and 44 Nurses for Midwifery Examination and 23 Nurses for Auxiliary Nurses Midwifery Part II Examination. Out of these 115, 43, 44 and 22 Nurses respectively have been declared successful in the Examinations held by the Maharashtra Nursing Council.

The total number of Nursing Staff during the year under report was 561 inclusive of the Supervisory Staff.

The arrangement of sending Nurses to the Kasturba Hospital for training in infectious diseases was continued during the year directing four Nurses every month during the year.

Nurses Welfare Fund

This fund instituted in 1931 for promoting the welfare of and providing amenities to the Nursing Staff is managed by the Committee of which Dean is the ex-officio President. The Corpus of the fund amounting to Rs. 26,500 is held in the Government and Municipal Securities. The fund is being utilised for providing amenities and promoting extra curricular activities of the Nursing Staff.

Prophylactic Immunisation Centre

The total number of patients treated during the year was 52,307 as against 56,830 in the previous year. 8,179 New Cases were registered during the year. On 19th March 1964, 230 patients attended the Centre, the figure showing the highest attendance on a single day. Besides antirabic treatment, immunisation against typhoid, cholera, plague, diphtheria and small pox was also done at the Centre.

Leprosy Clinic

The Clinic is conducted by the Greater Bombay Leprosy Control Scheme and the patients suspected to be suffering from leprosy are examined at this Clinic. 1,844 new cases were treated and the total attendance of patients was 7,306. The average daily attendance of patients was 52.6.

Neuro Surgical Department

During the year under report 699 new patients were treated at the Out-patient Department and 294 cases were admitted as in-patients. The number of Neuro-Surgical Operations performed was 648.

Neurology Department

During the year under report, 994 new patients and 5,189 old patients were treated at the O.P.D. and 250 cases were admitted as in-patients.

Cardiology Department

During the year under report 10,100 Cardiograms were taken as compared to 9,848 and 6,665 during the previous two years.

Electro Encephalography Department

The Department rendered assistance in diagnosing nervous and psychiatric disorders in patients. 731 Electro Encephalograms were taken during the year under report, as against 678 and 720 during the preceding two years.

Family Health Centre

(The Family Health Centre continued to function satisfactorily during the year under report.

Facilities for the Patients and their Relatives

Gift Shop.—This is a sort of Sales Service started in the year 1950. Many additional items are being stored for sale.

Recreation Room and Library

A small Library cum Recreation Room has been maintained for the benefit of Indoor patients. A Radio receiving set, Carrom board and draughts are provided for the recreation of patients in addition to news papers and magazines.

Advisory Medical Board

During the year under report, the Advisory Medical Board held six meetings of the Honorary and Professorial Staff.

Medico Legal Cases

During the year, the Resident Medical Officers attended to the following Courts for giving evidences in the Medico-legal cases:—

(1) Presidency Magistrates Courts in Bombay	... 636 Cases.
(2) Session Courts	... 42 Cases.
(3) Other Courts	... 11 Cases.

Staff Society Clinical Meetings

The Staff Society of the K.E.M. Hospital and Seth G. S. Medical College held ten meetings during the year 1963, when eight papers on various subjects were presented.

Dr. N. A. Purandare Gynaecological and Obstetric Research Centre

In Dr. N. A. Purandare Gynaecological and Obstetric Research Centre, cases of Gynaecological disorders of hormonal origin are being studied from the point of view of research, investigation and therapy.

Oral contraceptive tablets are also issued by the above Centre.

Family Planning Centre

The total attendance at the Centre was 1,194 during the year under report and the total number of new cases registered was 296. As regards the contraceptives, accent was mainly on Condon and Jelly Method. 108 Vasectomy Operations were performed during the year.

Some of the patients were referred to the Dr. N. A. Purandare Gynaecological and Obstetric Research Centre for oral contraceptives.

Food Handlers' Scheme

The Scheme of periodical examination of persons handling food, employed in city hotels, eating houses and restaurants made satisfactory progress during the year under report. 1,986 persons were directed for examination by the Health Department, out of which 1,478 persons attended for examination. 141 persons did not give their stools, blood, etc., for pathological examinations and hence their reports remain incomplete.

In all 1,228 fit Certificates and 109 unfit Certificates were issued during the year under report.

Shantilal Mathuradas Blood Bank

The total number of blood samples including those from voluntary donors was 6,832 and the amount of Rs. 70,082 was paid out of the Poor Box Charity Fund. The number of blood samples supplied for transfusion was 6,772.

Dr. Jivraj N. Mehta Pharmaceutical Laboratory

The details of the manufacturing work done in the Laboratory during the year 1964 are given below:—

(1) Transfusion bottles 500 ml.	68,769
(2) A. C. D. Bottles	6,828
(3) Vials 100 and 50 ml.	4,318
(4) Bulk Inj. and Sterile solutions	1,162 Litres.
(5) Stain and other solutions for clinical use	89.15 Litres.
(6) Enema and hand soap	1,020 Litres.
(7) Kemitone FC and Kemitone C	570 Bottles.

Miscellaneous,

(1) Repacking of alcohol and Chemicals from bulk supply to small units	1,335 Units.
(2) Bleeding sets for Blood Bank	8,595 Nos.

Control Laboratory,

(1) Sterility Tests	318
(2) Pyrogen Tests	240
(3) Checking of samples	11

The approximate market value of the items manufactured will amount to Rs. 2,12,634.

School Clinic Department

Municipal School Clinic worked in five departments, viz., Medical Ophthalmic, Aural, Skin and Dental, where the children from various Municipal Schools are medically examined.

2,993 new children and 17,516 old cases were treated in the School Clinic Department in addition to 1,767 referred cases, making the total 22,276.

Common complaints were Anaemia, Bronchitis, Round worm Infection, Tonsillitis, Carious Teeth and Vitamin A deficiency.

The total expenditure incurred on School Clinic Department at K.E.M. Hospital amounted to Rs. 50,286 as against Rs. 47,850 during previous year.

Dispensary

The dispensing work carried out in the Dispensary during the year under report is as follows:—

Out-patients	4,60,129
In-patients	1,10,287
Other (Special)	9,761

Medical Record Department

The Medical Record Department of this hospital is being re-organised on the modern lines. The Medical Record Officer in charge of the Department has been deputed for training at Vellore.

Donation by Philanthropic Bodies and Persons

A person who desired to remain anonymous has donated an amount of Rs. 15,000 to this Hospital in memory of (i) Smt. Khemibai Vishiradas Ramchandani and (ii) Smt. Parvibai R. Ramchandani.

During the year under report, number of articles including sweets, toffees, fruits, etc., were donated by Philanthropic Institutions and persons.

K. E. M. Hospital and Seth G. S. Medical College Employees Co-operative Credit Society

The Society worked satisfactorily during the year. The total number of members on roll at the end of June 1964 was 980. The share capital amounted to Rs. 3,78,383 on 30th June 1964 as against Rs. 1,92,340 on the corresponding date of the previous year. The account of the Society upto 30th June 1964 were audited by the Government Auditors and the Society was awarded 'A' Class Certificate.

Accounts Department

Certificates of different categories as mentioned below were issued during the year 1964-65 and a sum of Rs. 9,798.50 was realised as certificate fees.

(1) Under Workmen's Compensation Act	450
(2) Medical Opinion Certificates	4,610
(3) Injury Certificates to Police in M-dico-legal cases. (Free)	1,865
(4) Injury Certificates to patients in M-dico-legal cases	300
(5) Municipal Employees Injury Certificates for leave (Free)	200
(6) Insurance purposes	100
(7) Essentiality Certificates for reimbursement of medical expenses to Government Servants.	400
(8) Ordinary Certificates (Free)	12,000

Expenditure out of Poor Box Charity Fund

Beside the expenditure incurred from Municipal funds, a sum of Rs. 92,924 was spent out of the Poor Box Charity Fund in the year 1964-65 as against Rs. 95,544.24 in the previous year. This amount was mostly spent on costly drugs, injections, blood transfusions, surgical appliances, travelling expenses of patients etc., for the poor and deserving patients of the hospital.

Donations to the extent of Rs. 72,419 were received by the Poor Box Charity Fund from the patients philanthropic bodies and individuals. In addition, a sum of Rs. 13,385 was collected from the boxes kept in Wards and Out-patient Departments. In addition to cash donations, small donation in kind were also received.

Expenditure out of the Hospital Budget Grant

The total expenditure incurred on the maintenance of the hospital during the year 1964-65, including liabilities at the end of the year but exclusive of the cost of extension scheme, amounted to Rs. 72,58,041 approximately. This expenditure was inclusive of the cost of maintenance and treatment of in-patients, out-patients and establishment charges on Medical, Nursing Administrative and Labour Staff as well as the cost of the staff for maintenance and repair of the buildings.

DR. S. V. JOGLEKAR,

M.S., F.C.P.S. (Dean)

K. E. M. Hospital and Seth G. S. Medical College.

APPENDIX No. 1

Distribution of beds according to classification of Departments

Departments	Male	Female	Children	Total
(1) Medical	120	61	...	181
(2) Surgical	108	39	38	187
(3) Ophthalmic	20	12	...	32
(4) Gynaecae	...	50	...	50
(5) Obstetric	...	81	...	81
(6) Skin and Venereal	12	8	4	24
(7) Aural	12	4	10	26
(8) Orthopaedic	120	80	40	240
(9) Psychiatric	20	10	...	30
(10) Neuro-Surgical	25	2	2	29
(11) Neuro-Logical	14	2	2	18
(12) Paediatric	78	78
(13) Plastic Surgery and Burns	16	8	6	30
(14) Thoracic	10	6	...	16
(15) Isolation	2	1	...	3
(16) Resuscitation	4	1	...	5
(17) Tetanus	5	3	2	10
Total	488	368	182	1,038

APPENDIX No. 2

Statement showing the particulars of In-door and Out-door patients, the number of Operations done etc., during the year 1964, 1963 and 1962.

Particulars	1964	1963	1962
(a) In-patients			
(1) Schedule strength of beds	1,038	1,005	756
(2) Daily average number of In-patients	1,213	1,196	989.2
(3) Total number of new patients admitted	50,394	47,099	41,309
(4) Average number of day each patient was resident	8.02	9.27	8.7
(b) Out-patients			
(1) Total number of new Out-patients	2,94,408	2,84,605	2,81,767
(2) Daily average number of new Out-patients	804	780	722
(3) Total number of Out-patients	8,23,824	7,46,707	8,15,980
(4) Daily average number of Out-patients attendance	2,692	2,480	2,675
(5) Number of Casualty Patients	65,309	64,260	61,325
(c) Operations			
(1) Total number of Operations on In-patients	17,104	16,264	13,913
(2) Total number of Operations on Out-patients	33,401	34,473	58,191

APPENDIX No. 3

Statement showing the In-patients treated in the K. E. M. Hospital during the year 1964 with the classification according to Departments, Sex, Age, Discharges and Deaths.

Department	Sex	In the Hospital on the midnight of 31st Dec. 1964	Admitted during the year 1964	Total treated	Discharged during the year 1964	Died during the year 1964	In the Hospital by the midnight of 31st Dec. 1964
Medical	Male	194	8,226	8,420	7,198	1,012	210
	Female	75	3,513	3,588	3,162	324	102
	M/Children	279	279	281	103	175	3
Surgical	F/Children	193	193	201	86	112	3
	Male	176	9,179	9,355	8,974	232	149
	Female	72	2,912	2,984	2,673	242	69
Ophthalmic	M/Children	1,374	1,374	1,398	1,321	47	30
	F/Children	640	640	655	602	38	15
	Male	15	637	651	631	...	20
Gynaec	Female	14	325	339	324	2	13
	M/Children	2	48	50	50
	F/Children	1	24	25	25
Skin and Venereal	Female	49	3,024	3,073	2,994	32	47
	F/Children	6	6	6	6
	Male	13	270	283	260	5	18
Aural	Female	15	96	101	88	4	2
	M/Children	2	22	24	21	1	...
	F/Children	1	10	11	10	1	...
Orthopaedic	Male	8	1,098	1,106	1,098	3	5
	Female	801	801	803	801	2	...
	M/Children	529	529	529	529
Psychiatric	F/Children	453	453	453	448	1	4
	Male	140	2,103	2,243	2,037	62	142
	Female	75	984	1,059	938	36	85
Neurology	M/Children	26	399	425	394	3	28
	F/Children	15	258	273	250	6	17
	Male	18	373	391	360	5	26
Neuro Surgery	Female	6	149	155	145	2	8
	M/Children	6	6	6	5	...	1
	F/Children	5	5	5	4	...	1
Paediatric	Male	12	154	166	138	6	22
	Female	7	48	55	40	7	8
	M/Children	2	36	38	32	4	2
Obstetric	F/Children	2	12	14	11	3	...
	Male	15	313	328	308	10	10
	Female	105	105	105	94	6	5
Plastic Surgery	M/Children	24	24	24	24
	F/Children	16	16	16	16
	Male	31	31	31	31
Thoracic Clinic	Female	18	18	18	18
	M/Children	39	2,983	3,022	2,543	434	45
	F/Children	40	2,129	2,169	1,762	372	35
Cardiology	Female	114	6,220	6,334	6,199	36	99
	Male	10	131	141	134	...	7
	Female	4	80	84	78	...	6
Gastro-Intestinal Clinic	M/Children	2	51	53	49	2	3
	F/Children	2	48	50	48	2	...
	Female	2	17	19	7	2	10
Well Baby Clinic	Male	2	12	14	5	4	5
	F/Children	8	8	8	7	...	1
	M/Children	1	8	9	8	1	...
Total	Female	2	2	2	2
	M/Children	2	2	2	2
	F/Children
Grand Total	Male	602	22,540	23,142	21,185	1,337	620
	Female	425	18,290	18,715	17,562	697	456
	M/Children	99	5,762	5,861	5,082	665	114
Grand Total	F/Children	85	3,802	3,887	3,276	536	751
	Male	602	22,540	23,142	21,185	1,337	620
	Female	425	18,290	18,715	17,562	697	456
Grand Total	M/Children	99	5,762	5,861	5,082	665	114
	F/Children	85	3,802	3,887	3,276	536	751
	Grand Total	1,211	50,394	51,605	47,105	3,235	1,265

APPENDIX No. 4

Statement showing the Out-patients (New, Old and Casualty) treated in the K. E. M. Hospital during the year 1964, with classifications according to the Departments, Sex and Age.

Department	Sex	O. P. D. New cases	O. P. D. Old cases	Total attendance	Casualty
Medical	Male	39,852	49,053	88,905	1,282
	Female	20,649	33,102	53,751	461
	M/Children	827	4	831	263
Surgical	F/Children	504	2	506	133
	Male	49,895	39,403	89,298	29,476
	Female	16,042	23,309	39,351	7,576
Ophthalmic	M/Children	10,278	11,273	21,551	7,788
	F/Children	4,816	7,613	12,429	3,416
	Male	12,499	18,015	30,514	2,868
Gynaec	Female	4,439	10,903	15,342	179
	M/Children	921	4,069	4,990	159
	F/Children	645	2,512	3,157	74
Dental	Female	10,395	18,111	28,506	34
	F/Children	15	15	15	9
	Male	7,466	8,565	16,031	73
Skin and Venereal	Female	3,909	5,431	9,340	12
	M/Children	782	1,759	2,541	16
	F/Children	500	951	1,451	7
Aural	Male	13,033	17,465	30,498	164
	Female	5,028	10,719	15,747	11
	M/Children	2,682	6,771	9,453	10
Orthopaedic	F/Children	1,944	4,632	6,576	8
	Male	10,295	15,534	25,829	580
	Female	5,755	10,077	15,832	189
Psychiatric	M/Children	3,045	5,698	8,743	435
	F/Children	2,311	4,017	6,328	276
	Male	9,952	28,694	38,646	5,903
Neuro-Surgery	Female	3,673	11,246	14,919	1,213
	M/Children	2,076	5,767	7,843	1,325
	F/Children	1,128	3,249	4,377	610
Neurology	Male	1,679	12,394	14,073	30
	Female	881	7,391	8,272	4
	M/Children	111	679	790	4
Paediatric	F/Children	58	315	373	3
	Male	220	2,065	2,285	2
	Female	117	1,009	1,126	3
Obstetric	M/Children	42	31	73	...
	F/Children	25	10	35	...
	Male	560	3,364	3,924	2
Dispensary Service	Female	293	1,612	1,905	...
	M/Children	91	169	260	1
	F/Children	50	44	94	...
Plastic Surgery	Male	47	19	66	6
	Female	31	18	49	6
	M/Children	10,798	18,502	29,300	227
Thoracic Clinic	F/Children	8,354	13,182	21,536	134
	Female	6,698	18,260	24,958	64
	Male	9,335	11,872	21,207	...
Cardiology	Female	4,234	7,491	11,725	...
	M/Children	1,721	2,986	4,712	...
	F/Children	1,225	1,773	2,998	...
Diabetic Clinic	Male	140	244	384	2
	Female	79	123	202	...
	M/Children	39	15	54	...
Gastro-Intestinal Clinic	F/Children	30	8	38	...
	Male	136	196	332	...
	Female	85	80	165	...
Gastro-Intestinal Clinic	M/Children	22	7	29	...
	F/Children	13	3	16	...
	Male	520	816	1,336	...
Gastro-Intestinal Clinic	Female	274	221	495	...
	M/Children	19	5	24	...
	F/Children	16	...	16	...
Gastro-Intestinal Clinic	Male	562	486	1,048	...
	Female	258	120	378	...
	M/Children	7	3	10	...
Gastro-Intestinal Clinic	F/Children	6	1	7	...
	Male	105	706	811	...
	Female	52	180	232	...
Gastro-Intestinal Clinic	M/Children	5	9	14	...
	F/Children	...	2	2	...

APPENDIX No. 4

Statement showing the Out-patients (New, Old and Casualty) treated in the K. E. M. Hospital during the year 1964, with classifications according to the Departments, Sex, and Age

Department	Sex	O. P. D. New cases	O. P. D. Old cases	Total attendance	Casualty
Endocrinology	Male	44	11	55	...
	Female	51	2	53	...
	M/Children	5	...	5	...
	F/Children	2	1	3	...
Hematology	Male	5	...	5	...
	Female	1	1	2	...
	M/Children	1	...	1	...
	F/Children
Urology	Male	...	4	4	...
	Female	...	4	4	...
	M/Children
	F/Children
Total	Male	1,56,345	2,08,806	3,65,151	1,40,387
	Female	82,944	1,59,409	2,42,353	9,754
	M/Children	33,477	57,847	91,324	10,229
	F/Children	21,642	38,315	59,957	4,669
Grand Total		2,94,408	4,64,377	7,58,785	65,039

APPENDIX No. 5

Statement showing the relative cost per In-patient and Out-patient per day during the year 1964-65 and previous two years

Particulars	1964-65	1963-64	1962-63
(a) Average cost per In-patient per day	Rs. 13 64	Rs. 12 85	Rs. 11 07
(b) Average cost per In-patient admission	Rs. 120 41	Rs. 119 14	Rs. 96 72
(c) Average cost per Out-patient attendance	Rs. 1 57	Rs. 1 41	Rs. 1 09
(d) Average cost per Out-patient admission	Rs. 4 03	Rs. 3 70	Rs. 3 14

APPENDIX No. 6

Statement showing the details of cost per In-patient for the year 1964-65 and previous two years.

Year	Diets	Drugs	Stores	Heating	Misce-	Estab-	Repairs to	Total	
		Dressings etc.	and Linen	and Lighting	llaneous	lishment	Building and Engineer- ings		
	Rs. P.	Rs. P.	Rs. P.	Rs. P.	Rs. P.	Rs. P.	Rs. P.	Rs. P.	
1964-65	...	1.40	2.64	1.15	0.23	0.83	6.98	0.41	13.64
1963-64	...	1.16	2.93	1.12	0.32	0.74	5.98	0.60	12.85
1962-63	...	1.00	1.90	0.72	0.38	0.99	5.37	0.71	11.07

APPENDIX No. 7

Statement showing the average cost of each new Out-patients admission for the year 1964-65 and previous two years.

Year		Drugs	Stores	Heating	Misce-	Estab-	Repairs to	Total
		Dressings etc.	and Linen	and Lighting	llaneous	lishment	Building Engineer- ing	
		Rs. P.	Rs. P.	Rs. P.	Rs. P.	Rs. P.	Rs. P.	Rs. P.
1964-65	...	1.00	0.26	0.03	0.15	2.53	0.06	4.03
1963-64	...	1.25	0.29	0.08	0.15	1.88	0.05	3.70
1962-63	...	1.09	0.21	0.03	0.10	1.66	0.05	3.14

APPENDIX No. 8

Statistical Information

	1964-65	1963-64
Average age of students.		
I. At the time of admission	18.5	18.29
II. At the time of Matriculation	15.98	15.86
Marital state at the time of admission :		
I. Married	Nil	Nil
II. Betrothed	Nil	Nil
III. Single	170	161
Occupation of parents or guardians :		
Service	72	47
Business	43	53
Medical Profession	15	25
Legal Profession	9	15
Pension	12	Nil
Miscellaneous occupation	19	21

APPENDIX No. 9

Annual Cost and Revenue

	1964-65	1963-64
Total expenditure, including expenditure on hostels	10,82,506.00	10,49,520.60
Dearness Allowance (included in the above figures)	3,62,942.52	1,96,344.25
Revenue from tuition fees, Hostel rent and miscellaneous receipts	2,44,757.00	2,13,205.88
Revenue from Post-graduate fees	36,995.25	28,997.50
Gross cost per student	1,652.68	1,794.05
Net cost per student	1,279.00	1,374.04
Income from Hostels	33,774.00	38,773.25
Expenditure on Hostels	45,510.00	45,282.33

E. N. T. HOSPITAL

The Ear, Nose and Throat Hospital was started at the Improvement Trust Building, 7, Napier Road, Bombay 1, on the 15th December, 1962 for providing medical and surgical treatment to patients suffering from ear, nose and throat diseases.

The scheduled bed strength of the hospital is 100, out of which, 94 beds were put to commission for the use of the patients admitted in the hospital. The total number of patients admitted in the hospital during the year under report, was 5,454. The average stay of an in-patient in the hospital was 2.43 days during the above period. Out of the total number of 5,454 in-patients, 3,039 were cured, 1,847 were relieved, 308 were otherwise discharged, 184 left against medical advice, 9 died leaving 67 patients under treatment in the hospital at the end of the year.

The highest number of in-patients admitted on a single day, was 36 on 7th May, 1964.

Out-patient Department:

The total number of new case papers issued during the year 1964-65 was 18,576 and the total number of out-patient attendance (new 18,576 and old 30,373 cases) was 48,949 bringing the daily average attendance of out-patients to 160.49. The highest number of out-patients on a single day was 318 on 19th October 1964.

Operative work:

As many as 6,415 operations were performed, of which, 1,397 were performed on out-patients and 5,018 were performed on in-patients during the year.

Donations:

Donation of Rs. 2,50,000 has been received from Seth Mangoomal Atmasing Managing Trustees of Atmasing Jessasing Charitable Trust. The question of renaming the E.N.T. Hospital as per the conditions of the said donation was pending consideration of the Corporation at the end of the year.

Lecture Series:

Two series of lectures were organised at the E.N.T. Hospital for the benefit of the M.S. (E.N.T.) students from 17th August 1964 to 30th September 1964 and from 13th February 1965 to 26th March 1965 respectively when the Honoraries, Asstt. honoraries and the Asstt. Medical Officer at the E.N.T. Hospital delivered lectures and gave clinical demonstrations.

Poor Box Charity Fund:

Cash boxes were continued to be kept in the hospital to enable the patients to drop in their voluntary contributions towards Poor Box Charity Fund. An amount of Rs. 4,000.66 was collected for the fund through these boxes during the year 1964. The fund was utilised for the welfare of the poor patients attending the hospital.

M. J. NERURKAR,
Asstt. Medical Officer,
E. N. T. Hospital.

APPENDIX I

Statement showing the particulars of Outdoor patients treated during the year 1964 at the E.N.T. Hospital.

- (1) No. of new cases—18,576.
- (2) No. of old cases—30,373.
- (3) No. of higher attendance on single day—318 on 19th October 1964.
- (4) Daily average No. of new out-patients' attendance—160.
- (5) No. of operations on out-patients—1,397.

Statement showing out-patients (new and old) treated in the E.N.T. Hospital during the year 1964 with classification according to sex:—

Sex.	O.P.D. New Cases	O.P.D. Old Cases	Total Attendance
Male	8,295	13,542	21,837
Female	4,578	8,296	12,874
Male-Child	3,007	4,720	7,727
Female-Child	2,696	3,815	6,511
Total	18,576	30,373	48,949

APPENDIX II

Statement showing the indoor patients, Operations done, etc., during the year 1964 at the E.N.T. Hospital

- (1) Scheduled strength of beds—100.
- (2) No. of beds commissioned—94.
- (3) Total No. of new patients admitted—5,454.
- (4) Average No. of days each patient was resident—2.43.
- (5) Total No. of operations on indoor patients—5,018.

Statement showing the in-patients treated in the E.N.T. Hospital during the year 1964 with classification according to Sex etc.:—

Sex	Admitted	Discharged	Died	In the Hospital.
Male	1,667	1,627	7	33
Female	1,191	1,166	1	24
Male-Child	1,292	1,287	...	5
Female-Child	1,304	1,298	1	5
Total	5,454	5,378	9	67

Bai Yamunabai L. Nair Charitable Hospital & Topiwala National Medical College

HOSPITAL

The number of Schedule beds which is only 336, is found quite inadequate to meet the ever increasing demand for Indoor services. The minor surgical operation cases such as Hydrocele, Hernia, Piles etc; are transferred to Dr. Bhajekar hospital, Khetwadi, which is under the control of this hospital, but this has not reduced to any appreciable extent the congestion at the Nair Hospital.

Expansion.—To meet the increasing demand of indoor services, the extension programme of the hospital has been undertaken and construction of a new building with ground and seven storeys is underway. The new building will have a bed capacity of 500, 5 Air conditioned fully equipped operation theatres and accommodation for out patient services. The building is expected to be completed within next 2-3 years. These extra beds and additional facilities are expected to ease the present rush to a certain extent.

Indoor Patient.—The total number of patients admitted during the year was 25649 against 23312 and 21769 during the years 1963 and 1962, respectively.

On average the daily number of patients was 469.04 as against a schedule bed strength of 336. The highest number of in-patients on a single day was 545 and highest number of admissions on a single day was 111.

Out of total number of 26109 in-patients including 460 brought from previous year balance, 24169 were discharged, 1456 died, leaving a balance of 484 patients at the end of the year.

Out of 1456 deaths 304 were within first 24 hours of admission, 411 were after 24 hours but within 72 hours of admission and the remaining 741 died after a period exceeding 3 days from admission.

Out Patients Department:

The working hours of the Out-patient clinics and registry section are the same. However in order to bring uniformity and avoid inconvenience to the patients and relatives, the working hours of almost all the special service Units like Cardiology, Gastro-enterology, Neurology etc., are fixed from 11-30 A.M. to 1-30 P.M.

During the year 1964, the following new specialised services (e.g. (1) Plastic Surgery, Gastro-entorology, Thoracic Surgery and Chest clinic and Endocrinology) have been provided at the hospital.

Total number of O.P.D. attendance including casualty patients during the year was 342187 as against 3,33,738 for the year 1963 giving a daily average of 1118.25 against 1097.82 for the previous year.

The highest number of attendance on any one day was 1536 as against 1545 for the previous year. The highest number of new and old cases on a single day was 1002, 928 respectively.

Blood Bank:

Demand for blood was found to be on increase. During the year approximately 4100 transfusions (Excluding plasma transfusions) were administered as against 3266 for the previous year.

Response from the voluntary donors was also found to be satisfactory and as many as 276 voluntary donors bled during the year as against 77 during the previous year.

Gastro Enterology (Surgical) Service.

During the year 293 new cases were attended in addition to the regular old cases. 410 cases were admitted for investigations and 200 cases for treatment and 161 were operated.

A regular follow up was undertaken of 290 cases seen during the year, which include 161 cases operated.

Gastro Enterology (Medical) Service:

During the year 380 new cases were attended in addition to the regular old cases. 166 patients were admitted for indoor treatment.

The department carried out a total of 2966 Laboratory investigations which include 373 special, 1183 Bio-Chemical and remaining 1410 routine investigations.

A regular follow up is undertaken of all the cases.

Neuro Surgical Service:

143 new and 381 old cases were attended at the O.P. Department, 63 were admitted for Indoor treatment. During the year 227 neurological investigations were undertaken and 128 operations were performed.

Neurology Service:

106 new and 512 old cases were attended at the O.P. Department. 52 were admitted for indoor treatment.

The Department is engaged on a research programme on "CEREBRO VASCULAR DISEASES" between them and Neurologist at Harvard University, Boston U.S.A.

Cardiology Medical and Surgical Service :

621 new and 897 old cases were attended at the O.P. Department. 119 were admitted for indoor treatment. During the year 93 operations were performed which include 20 cardiac catheterisation and Cardioangiography. During the year under report 5008 Cardiograms were taken as against 4320 for the previous year.

Plastic Surgery Service :

The Department started from 1-1-1964 and functions once a week. There was on average an attendance of 12 cases. 220 new cases were examined, 146 admitted for indoor treatment and 60 operations were performed.

Thoracic Surgery Service :

There was an average attendance of 9 cases per week, 3 new and 6 follow up cases. During the year 182 operations were performed which included new operations like Oesophagoplasty, Oesophagogastrectomy etc.

Special study was also undertaken of Mass miniature Radiography of the Chest—682 cases, and respiratory function tests are carried out twice a week on all patients.

Preventive and Social Medicine Department :

The department provided clinic services to two types of Socio-occupational groups, Sweepers at Arthur Road and white Collared workers at Gilder Lane.

As usual the department has undertaken follow-up and investigations of cases referred from the hospital. B. C. G. was administered to Neo-natals. 2,350 Diagnostic Tuberculin Testing was done in Paediatric O. P. D. Home visits were undertaken as usual.

Nursing Staff :

During the year 23 candidates passed the Senior examination of the Maharashtra Nursing Council and 24 Nurses passed the Mid-wifery examination held by the Council.

A Sister-tutor was sent abroad for training under Colombo plan in Public Health Administration and teaching.

Poor Patients Fund :

Donations to the extent of Rs. 5,561.50 were received during the year in addition to Rs. 20,523.93 collected from the Boxes kept in the wards and O. P. D. of this hospital.

An amount of Rs. 7,087.07 was spent from the fund towards Medicine, Drugs etc, for the Poor-Patients.

Medical Record Department :

A short term course of a duration of 3 months in 'Medical Record Science' is being conducted by the Department, for training of persons from the Medical Record Department in the Municipal Hospitals.

The patients welfare Committee consisting of Staff and Students worked actively during the year under report.

Annual Expenditure :

The total expenditure incurred on the maintenance of the hospital including liabilities at the end of the year amounted to Rs. 28,23,361, as against Rs. 26,91,697 for the previous year.

Appendices 1 to 8 give statistical information about the work of the Hospital.

Topiwala National Medical College

The College has been permanently affiliated to the University of Bombay for teaching the Courses of Studies leading upto M.B.B.S. and B.Sc. (Medical) Degree Examination. The College is also affiliated with the College of Physicians and Surgeons for post-graduate Diploma Courses.

Admissions :

The number of undergraduate students on roll at the close of the year was 484, out of which 245 were lady students. The number of post-graduate students was 161 including 43 ladies. Student exclusively registered for College of Physicians, and Surgeons Diploma Courses were 27 including 12 lady students.

The arrangement of sending students to the Lokmanya Tilak Municipal General Hospital for clinical training continued during the year. Part time units one each in Medicine, Surgery and Obstetrics Gynaecology at L. T. M. G. Hospital, Sion, were recognised by the University of Bombay in March 1963 for clinical training of the undergraduate students of this college.

Lectures, Seminars and Research :

During the year, series of extensive lectures, clinico Pathological Conferences, and Clinical Meetings were held.

A Research society has been started by the Staff of this institution for the promotion of Medical Research, the Society has been duly registered and drive for collection of funds is in hand.

Library :

The total number of books added to the library was 1033 as against 986 of the previous year. Out of these 394 were presented to the library.

The College subscribed to 174 periodicals during the year as against 168 during the last year. 59 periodicals were presented to the library. In all, the library continued to receive 233 periodicals as against 224 during the preceding year.

The College library had at the end of the year 10,936 books as against 9,907 in the last year and 3,186 bound volumes of periodicals as against 2,886 during the last year.

Naval Medical Unit :

The Naval Medical Unit of the National Cadet Corps. continued their activities at the Maharashtra Naval Medical Unit, Haji Ali Park.

Annual Cost and Revenue :

The total expenditure of the College amounted to Rs. 10,07,856 during the year under report as against Rs. 7,78,768 during the previous year. The net revenue of the College by way of Tuition fees, Miscellaneous receipts, etc., amounts to Rs. 2,28,240.00 as against Rs. 2,15,290.00 during the preceding year.

T. H. RINDANI,
Dean,

B. Y. L. Natr Charitable Hospital.

APPENDIX No. 1

The number of beds in the hospital was 336. They were fully occupied during the year under reports. They were distributed as under:—

Department	Male	Female	Children	Total
Medical	60	24	..	84
Surgical	62	18	..	80
Ophthalmic	10	6	2	18
Gynaec	..	20	..	20
Skin and V. D.	12	2	2	16
Aural	9	5	2	16
Orthopaedic	11	7	2	20
Obstetric	..	40	..	40
Paediatric	25	25
Tuberculosis	7	7
Dental	2	2	..	4
Others	4	2	..	6
Total	177	126	33	336

APPENDIX No. 2

Particulars of in-door and out-door patients treated during the year 1964 and 1963, Number of operations, etc.

Particulars.	FIGURES FOR	
	1964	1963
'A' In-patients.		
(1) Scheduled strength of beds	336	336
(2) Daily average number of in patients	469.04	431.11
(3) Total number of new in-patients treated	25,649	23,312
(4) Average number of days each patients was resident	6.69	6.75
'B' Out-patients.		
(1) Total number of new out-patients	1,39,927	1,37,471
(2) Daily average number of new out-patients	457.27	452.21
(3) Total number of out-patient attendance (excluding Casualty cases)	3,03,129	2,98,931
(4) Daily average number of out-patients attendance	1,118.25	1,097.82
(5) Total number of Casualty patients	39,058	34,807
'C' Operations.		
(1) Total number of Operations on in-patients	7027	6229

APPENDIX No. 3

Relative cost per In-patient and Out-patient per day during 1964-65 and Previous two years.

Particulars	1964-65	1963-64	1962-63
	Rs. P.	Rs. P.	Rs. P.
In-patient	13.43	10.68	9.40
Out-patient	1.28	1.15	1.47

APPENDIX No. 4

Statement showing the details of cost per In-patient per day for 1964-65 and previous two years.

Year	Diet	Drugs Dressing, etc.	Stores and Linen	Heating Lighting and repairs	Establishment	Total
	Rs. P.	Rs. P.	Rs. P.	Rs. P.	Rs. P.	Rs. P.
1964-65	1.35	2.85	0.45	0.23	8.55	13.43
1963-64	1.49	2.87	0.42	0.26	7.13	10.68
1962-63	1.30	2.68	0.51	0.24	4.67	9.40

APPENDIX No. 5

Statement showing the Average Cost per Out-patient per day for 1964-65 and the previous two years

Year.		Drugs- Dressing, etc.	Stores and Linen.	Heating Lighting & Repairs.	Establish- ment.	Total.
		Rs. P.	Rs. P.	Rs. P.	Rs. P.	Rs. P.
1964-65	...	0.46	0.06	0.05	0.71	1.28
1963-64	...	0.45	0.07	0.07	0.56	1.15
1962-63	...	0.63	0.11	0.06	0.37	1.17

APPENDIX No. 6

ACCIDENT CASES

The following table shows the number of accident cases treated during the year under report in comparison with that of the previous year.

Sex.	Treated in casualty Department.		Admitted through Casualty Department.		
	1964-65.	1963-64.	1964-65.	1963-64.	
Male	24,671	21,439	2,145	1,652	
Female	5,143	4,596	663	593	
Children	Male	6,340	6,055	515	505
	Female	2,904	2,717	297	256
Total	39,058	34,807	3,620	3,006	

APPENDIX No. 7

Summary of In-patients classified according to Department and Sex for the period from 1-1-1964 to 31-12-1964.

Department.	Sex.	In the Hospital on Mid- night of 31-12-63.	Admitted during 1964.	Total.	Discharged during 1964.	Deaths.	In the Hospital on Mid- night on 31-12-64.	
Medical	Male	108	4,505	4,613	4,091	406	116	
	Female	49	1,630	1,679	1,454	180	45	
	Total	157	6,135	6,292	5,545	586	161	
Surgical	Male	63	4,212	4,275	4,023	176	76	
	Female	20	1,191	1,211	1,129	61	21	
	Children	Male	3	629	632	599	29	4
		Female	1	266	267	252	10	5
	Total	87	6,298	6,385	6,003	276	106	
Ophthalmic	Male	11	351	362	349	1	12	
	Female	3	211	214	211	...	3	
	Children	Male	1	48	49	49
		Female	1	27	28	27	...	1
	Total	16	637	653	636	1	16	
	Gynaecology	Female	20	545	565	540	1	24
Children		Female	...	1	1	1	...	
Total		20	546	566	541	1	24	
Skin and Venereal Diseases	Male	6	96	102	96	2	4	
	Female	2	39	41	40	...	1	
	Children	Male	...	23	23	23
		Female	...	26	26	26
	Total	8	184	192	185	2	5	

APPENDIX No 7—Contd.

Department	Sex	In the Hospital on Mid-night of 31-12-63	Admitted during 1964	Total	Discharged during 1964	Deaths	in the Hospital on Mid-night on 31-12-64	
Aural	Male	14	783	797	778	6	13	
	Female	9	552	561	548	4	9	
	Children—							
	Male	3	301	304	303	...	1	
	Female	4	277	281	277	2	2	
Total	...	30	1,913	1,943	1,906	12	25	
Orthopaedic	Male	17	916	928	892	11	25	
	Female	6	247	253	242	2	9	
	Children—							
	Male	4	182	186	180	1	5	
	Female	4	84	88	82	...	6	
Total	...	31	1,424	1,455	1,396	14	45	
Paediatric	Male	20	1,773	1,793	1,522	246	25	
	Female	21	1,353	1,374	1,129	236	9	
	Total	41	3,126	3,167	2,651	482	34	
Maternity	Female	44	4,271	4,315	4,252	14	49	
	Total	44	4,271	4,315	4,252	14	49	
T.B.	Male	8	254	262	221	33	8	
	Female	...	4	4	4	
	Total	8	259	266	225	33	8	
Dental	Male	...	45	45	43	1	1	
	Female	...	1	13	14	13	1	...
	Children—							
	Male	...	14	14	14	
	Female	...	13	13	13	
Total	...	1	85	86	83	2	1	
Cardiology	Male	4	7	74	53	13	8	
	Female	5	39	44	33	10	1	
	Children—							
	Male	...	6	6	5	1	...	
	Female	...	4	5	4	1	...	
Total	...	10	56	129	95	25	9	
Gastro-Enterology	Male	...	224	224	220	4	...	
	Female	...	79	79	76	3	...	
	Children—							
	Male	...	2	2	2	
	Female	...	3	3	3	
Total	308	308	301	7	...	
Psychiatric	Male	
	Female	
	Children—							
	Male	
	Female	
Total	
Rheumatic and Collagen Disease	Male	...	2	2	2	
	Female	...	3	3	3	
	Children—							
	Male	
	Female	
Total	5	5	5	

APPENDIX No. 7—Contd.

Department	Sex	In the Hospital on Mid-night of 31-12-63	Admitted during 1964.	Total	Discharged during 1964	Deaths	In the Hospital on Mid-night on 31-12-64	
Preventive and Social Medicine	Male	
	Female	
	Children—	
	Male	
	Female	
Total		
Neuro-medicine	Male	...	2	34	36	36	...	
	Female	14	14	14	...	
	Children—		4	4	4	...
	Male	
	Female	
Total		2	52	52	54	
Neuro-surgery	Male	...	1	37	38	37	1	
	Female	...	4	16	20	20	...	
	Children—		5	5	5	...
	Male	5	5	5	...	
	Female	5	5	5	...	
Total		5	63	68	67	1	...	
Plastic Surgery	Male	12	12	12	...	
	Female	3	3	3	...	
	Children—		3	3	4	...
	Male	4	4	4	...	
	Female	4	4	4	...	
Total		...	22	22	22	
Gastro-Enterology Surgical Service	Male	111	111	111	...	
	Female	25	25	25	...	
	Children—		1	1	1	...
	Male	6	6	6	...	
	Female	6	6	6	...	
Total		...	143	143	143	
Thoracic Surgery	Male	2	2	2	...	
	Female	
	Children—	
	Male	
	Female	
Total		...	2	2	2	
Genito-Urinary Service	Male	42	42	41	1	
	Female	14	14	14	...	
	Children—		2	2	2	...
	Male	
	Female	
Total		...	58	58	57	...	1	
Grand Total		460	25649	26109	24169	1456	484	

APPENDIX No. 8

Summary of out-patients classified according to Departments and sex for the year 1964

Department	Sex	O. P. D. New cases	Casualty cases	O. P. D. Old cases	Total Attendance	
Medical	Male	21,632	419	34,647	56,698	
	Female	9,886	204	16,721	26,811	
	Total	31,518	623	51,368	83,509	
Surgical	Male	10,853	21,396	37,678	69,927	
	Female	3,014	4,380	8,149	15,543	
	Children	Male	1,129	5,577	6,224	12,930
		Female	572	2,442	3,170	6,184
Total	...	15,568	33,795	55,221	1,03,584	

APPENDIX No. 8—Contd.

Department		Sex		O. P. D. New cases	Casualty cases	O. P. D. Old cases	Total Attendance
Ophthalmic	Children	Male	...	4,426	1,133	5,327	10,886
		Female	...	2,028	51	2,301	4,380
		Male	...	371	61	749	1,181
		Female	...	339	30	554	923
	Total	...		7,164	1,275	8,931	17,370
Gynaecology	Children	Female	...	3,962	5	14,804	18,771
		Female	...	2	2	...	4
	Total	...		3,964	7	14,804	18,775
Skin and Venereal Diseases	Children	Male	...	6,100	505	4,217	10,822
		Female	...	2,089	154	1,626	3,869
		Male	...	1,665	122	1,070	2,857
		Female	...	1,252	70	742	2,064
Total	...		11,106	851	7,555	19,612	
Aural	Children	Male	...	4,203	68	5,086	9,357
		Female	...	2,308	18	3,077	5,403
		Male	...	1,350	91	1,489	2,930
		Female	...	1,207	61	1,130	2,398
Total	...		9,068	238	10,782	20,088	
Orthopaedic	Children	Male	...	1,579	1,150	5,776	8,505
		Female	...	654	264	1,370	2,288
		Male	...	220	333	1,151	1,704
		Female	...	133	171	594	898
Total	...		2,830	1,918	8,891	13,395	
Paediatric	Children	Male	...	7,040	156	10,027	17,223
		Female	...	5,692	128	8,259	14,079
Total	...		12,732	284	18,286	31,302	
Ante-Natal	Children	Female	...	3,910	67	9,789	13,766
		Female	...	3,910	67	9,789	13,766
Post-Natal	Children	Female	...	513	...	3,635	4,148
		Female	...	513	...	3,635	4,148
T.B.	Children	Male	...	399	..	1,512	1,911
		Female	...	124	..	252	376
	Total	..		523	..	1,764	2,287
Psychiatric	Children	Male	..	414	..	480	894
		Female	..	256	..	168	424
		Male	..	19	19
		Female	..	15	15
	Total	..		704	..	648	1,352
Cardiology	Children	Male	...	389	..	646	1,035
		Female	...	194	..	246	440
		Male	...	20	..	4	24
		Female	...	18	..	1	19
Total	...		621	..	897	1,518	
Gastro-Enterology	Children	Male	...	209	..	800	1,009
		Female	...	64	..	168	232
		Male	...	2	2
		Female	...	4	4
Total	...		279	..	968	1,247	

APPENDIX No. 8 - Contd.

Department.	Sex.	O.P.D. New cases.	Casualty Cases.	O.P.D. Old cases.	Total Attendance.
Chest Surgery	Male	3	3
	Female	1	1
	Children
	Female
Total	...	4	4
Genito Urinary Surgical Service	Male	51	...	2	53
	Female	5	...	3	8
	Children	2	2
	Female
Total	...	58	...	5	63
Preventive and Social Medicine	Male	12	...	233	245
	Female	29	...	2691	2720
	Children	27	...	2102	2129
	Female	18	...	2516	2534
Total	...	86	...	7542	7628
Rheumatic and Collagen Diseases	Male	38	...	111	149
	Female	46	...	52	98
	Children	2	2
	Female
Total	...	86	...	163	249
Neuro Surgery	Male	77	...	229	306
	Female	47	...	98	145
	Children	14	...	29	43
	Female	5	...	25	30
Total	...	143	...	381	524
Neuro Medicine	Male	62	...	334	396
	Female	33	...	128	161
	Children	10	...	36	46
	Female	1	...	14	15
Total	...	106	...	512	618
Plastic Surgery	Male	11	...	5	11
	Female	8	...	5	13
	Children	4	...	1	5
	Female	4	...	2	6
Total	...	27	...	8	35
Gastro Enterology Surgical Service	Male	79	...	8	87
	Female	6	...	2	8
	Children	1	1
Total	...	86	...	10	96
Thoracic Surgery	Male	15	15
	Female	2	2
	Children
	Female
Total	...	17	17
GRAND TOTAL	...	100869	39058	202260	342187

APPENDIX No. 9

TOPIWALA NATIONAL MEDICAL COLLEGE

Number of Students as on 31st March 1965

CLASS		MALE	FEMALE	TOTAL
III M.B.B.S.	III Term	9	15	24
Do.	Old rules
Do.	II Term	17	13	30
Do.	I Term	18	12	30
Do.	Repeater N. R.	9	5	14
Do.	Repeater O. R.	2	...	2
II M.B.B.S.	III Term	41	29	70
Do.	II Term	11	19	30
Do.	I Term	49	48	97
Do.	Repeaters	4	2	6
I M.B.B.S.	III Term
Do.	II Term	58	82	140
Do.	Repeater	17	19	36
Condensed Casuals		4	1	5
Total		239	245	484

The Nair Hospital Dental College

The College conducts a four year's Course in Dentistry leading to the Degree of B. D. S. of the Bombay University. The College also conducts Post-graduate Courses in 7 subjects since June 1959.

This college is recognised as Training Centre in India to train candidates for L.D.S., R.C.S. (Eng.) Examination and Fellowship in Dentistry Examination of the Royal College of Surgeons, England and Edinburgh.

The admission standard for student is Intermediate Science Examination of the Bombay University or an examination equivalent to it and the course extends for four years.

During the year under report 61 students including 7 ladies have passed the Final B.D.S. and M.D.S. Examinations.

The following are the principal departments of the College:—

1. Examination and Treatment Planning Department.
2. Operative Department.
3. Exodontia Department.
4. Prosthetic Department.
5. Orthodontia Department.
6. Periodontia Department.
7. Pedodontia Department.
8. Dental Pathology.
9. Dental Radiology.
10. Speech Therapy Department.
11. Maxillo Facial and Plastic Surgery Department.

The College has an academic Council to look after the academic affairs of the College.

The College has 87 Dental Chairs, 60 Dental Units, 2 Dental X-Ray Machines and other equipments to give Dental Treatment on most modern lines.

Students Gymkhana

The College has provided all facilities for indoor and outdoor sports.

During the year under report Dr. H. W. Hermann, a Foreign Expert from West Germany was invited as Guest Teacher by the Dental Council of India to give lectures to the M.D.S. students.

Resume of work done in the Clinics

The total number of patients treated during the year under report was 1,68,635 (both in the Morning and Evening Clinics) which included 87,100 Males, 50,082 Females and 31,453 Children. Details of work done, operations performed etc. are given in Appendix 'A' and 'B'.

During the year under report a total revenue of Rs. 1,89,372.00 was collected by way of fees from Students and patients as against Rs. 1,75,603.00 during the preceding year. The total expenditure incurred came to be Rs. 6,30,786.00 as against Rs. 5,15,873.00 during the preceding year.

Poor Box Fund

During the year under report 544 sets of upper and lower Artificial Teeth, 335 Partial Sets of Teeth, 102 Repairs of Sets of Teeth and 982 X-Rays were given free to Poor deserving Patients from the Fund. The total amount in the Fund was Rs. 27,743.23 at the close of the year.

2264 Municipal School children were treated in the clinics during the year.

APPENDIX 'A'

Full Denture Sets	514
Partial Sets	274
Repairs of Sets	178
Gold Bridge and Inlays	74
Silver Fillings	4,362
Porcelain Fillings	292
Prophylaxis and Pyorrhoea Treatment	2,354
Extractions under Local Anaesthesia	95,384
Surgical Extraction of Root	5,238
Extractions under General Anaesthesia	2,619
Abscess Treatment	333
Surgical Removal impacted teeth	53
Orthodontia appliances for correction of teeth of children	630
Treatment given to patients for speech defects	25
Root Canal Treatment	188
Jacket Crowns	122
Pulp-capping	226
Apicectomy	72
Elveolectomy	219
Gingivectomy	119

APPENDIX 'B'

Maxillo Facial and Plastic Surgery Department:—

List of Operations done

Serial No.	Description	Nos.
1	Impactions	80
2	Biopsy	4
3	Oro antral fistula	2
4	Cysts	38
5	Fractures	47
6	Caldwell-Luc	15
7	Neurectomies	4
8	Benign Tumours	13
9	Plastic & Reconstructive Surgery	24
10	Alveol. ectomies	15
11	Hare lip	3
12	Skin Graft	2
13	Subluxation (T. M. Joint)	3
14	Suturing of Wounds	10
15	Alveolar Abscesses	20
16	Osteotomies	5
17	Maxill. ctomy	1
18	Hemimandibulectomy	1
19	Gland Excision	2
20	Condyl. ctomy	3
21	Apicectomy	10
22	Osteoarthrotomy & arthroplasty	5
23	Cleft Palate	1
24	Gingiv. ctomy	2
25	Acrylic implant	2
26	Removal of inter-maxillary wires	47
27	Bon Graft	1
28	Excision of Pedicle	1
Total		361
Op rations under G. A.		45
Op rations under L. A.		316
Total		361

Lokmanya Tilak Municipal General Hospital and Annapurnabai Deshmukh Hospital for Women, Sion, Bombay 22

Dr. Smt. A. S. Punde, M.D. (Bom.) held the post of Superintendent during the year under report, except for a period from 14-12-1964 to 19-12-1964 and from 28-12-1964 to 27-2-1965 when she was on leave. Dr. V. S. Shenvade, Assistant Medical Officer looked after the work of the Superintendent during the said period and Dr. N. M. Purandare, Professor of Pathology, Seth G. S. Medical College, Bombay, looked after the duties of the Dean, Municipal Medical College, Sion, Bombay.

Municipal Medical College, Sion, has been started from 30-11-1964 with 60 students to begin with. The College has been affiliated to the University of Bombay.

New Departments :

The following additional departments have been started at the Hospital as shown below:

(1) Medical Check up Health Centre Scheme	8-1-1964
(2) Evening Dispensary	2-2-1964
(3) Orthopaedic Department	1-7-1964
(4) Post Natal Clinic	28-7-1964
(5) Child welfare Centre	29-7-1964

The Medical Records of the Hospital are to be maintained on the lines of the records at the B.Y.L. Nair Charitable Hospital and K.E.M. Hospital, Bombay, for which the necessary staff has been appointed.

The Department has started functioning from 1st January 1965.

Indoor Patients :

The number of Schedule Beds in hospital is 473 and the distribution of beds according to the department is shown in Appendix 1. The total number of patients admitted for indoor treatment during the year under report was 37,343 as against 31,440, 29,920 and 25,566 during the preceding 3 years respectively.

Out of 38,016 (37,343 new admitted and 673 as on 31-12-1963) indoor patients treated during the year under report, 8,179, 7,894, 2,136, 710, 43, 5, 6,665, 10 and 350 were for Medical, Surgical, E.N.T., Ophthalmic, Skin, Dental, Paediatric, Psychiatric and Orthopaedic complaints respectively, 11,351 were treated in Annapurnabai Deshmukh Hospital for Women for delivery and gynaec. complaints and 641 remained on 31-12-1964.

The statement giving the result of treatment is shown below:

Hospital	Cured	Relieved	Otherwise	Delivered	Left before delivery	Died	Remained on 31-12-64
L.T.M.G. Hospital Medical, Surgical and other Departments.	7,538	12,539	3,578	2,359	532
Annapurnabai Deshmukh Hospital for Women-Gynaec and Maternity Sections.	765	747	837	6,928	2,054	30	109
TOTAL	8,303	13,286	4,415	6,928	2,054	2,389	641

In addition to the 2,389 deaths among the adults, there were 617 deaths due to prematurity, still births and other causes among infant mortality. Out of 2,389 deaths, 1026 took place within 24 hours of admission, 360 after twenty-four hours, but within 3 days of admission and remaining 1003 died after three days of admission in the Hospital.

Out Patients :

Total number of patients treated in the O.P.D. during the year under report was 7,47,993 as against 6,85,927, 5,53,026 and 5,56,637 during the preceding three years.

The highest in-patients and out-patients attendance on a single day was 762 and 4,808 respectively.

Paying Patients :

The Scheme was given effect from 1st September 1951. Rs. 12.00 and Rs. 6.00 per patient per day are being charged for special room and general paying ward respectively. The number of patients admitted under this Scheme during the last three years was as under:—

	1962	1963	1964
(1) General Paying Ward and Special Room	1,621	1,706	1,957
(2) No. of Operations performed on Paying Patients Major	189	159	250
Minor	227	195	322

Casualty Department :

48,925 accident and other emergency cases were treated in the Casualty Department.

Minor Surgery Department :

8,605 Minor operations were performed in the Minor Surgery Department.

Pathology Department :

2,71,785 investigations were carried out in the Department of Pathology and Bacteriology, out of which 76,224 were carried out on out-patients and 1,95,096 were carried out on in-patients and 465 were carried out for K. B. Bhabha Hospital patients. 597 Autopsies were performed during the year under report.

Anaesthesia Department :

During the year, the total number of patients who received a anaesthesia were 16,669.

The Department of Anaesthesia is recognised for the Post-graduate Diploma in Anaesthesia of the Bombay University.

Electro Cardiography Department :

Electro-Cardiography tracings were taken on 743 patients, 431 on male patients and 312 on female patients.

X-ray Department :

In the X-ray Department, skigrams were taken on 15,734 patients and 27,618 patients were screened. Different types of Diathermy treatment was given to 2,572 needy patients.

Dental Department :

25,539 patients were treated in the Dental Department for various tooth troubles.

Blood Bank :

Total number of Blood samples collected including those from voluntary donors was 1271. The number of blood samples supplied for transfusion during the year was 4535.

Physiotherapy and Occupational Therapy Department :

	No. of Patients	Visits
Physiotherapy.	2,772	25,355
Occupational Therapy.	3,480	27,983

Family Planning Centre :

A Family Planning Centre is also run here for the benefit of patients attending the Hospitals. Ladies are given advice and contraceptives are issued free of charge. During 1964, 474 ladies attended this Hospital for advice. 463 ladies were given the contraceptives free of charge. During this period 442 sterilization operations and 78 Vasectomy operations were done in this Hospital.

Medical Social Service Department :

During the year, the department had supplied injections and medicines etc., free of charge to 1028 needy patients.

Medico Legal Cases :

During the year, the Resident Medical Officers attended the following Courts for giving evidence in Medicolegal cases.

(1) Presidency Magistrate Courts in Bombay	404
(2) Session Court.	31
(3) Bhivandi Court	1
	436

Ambulance Service :

As the Casualty and O.P.D. departments have been shifted to the old barracks, a round the clock Ambulance service is maintained for reaching the admitted patients to the various wards.

Dispensary :

The dispensing work carried out during the year under report is as follows :—

(1) Out-patients	3,49,404
(2) In patients	34,279
(3) Ordinary	1,948
									3,85,625

Nurses Training School :

During the year, 55 students were admitted in General Nursing. 24 Nurses passed Part I and 32 passed Part II examination of the Nursing Council. 32 student nurses were sent up for Midwifery Examination and 22 were successful.

Library :

The Library was improved during the year by addition of 333 new books bringing the total number of books on medical subject to 1,501. 113 Journals were subscribed for during the year. 26 non medical books were received as donation.

Recognition of the L.T.M.G. Hospital, Sion :

The Hospital is affiliated to the University of Bombay for post-graduate as well as under-graduate studies. The Hospital has been attached to the Topiwalla National Medical College, for clinical instructions to under-graduate students. The Hospital is also affiliated to the College of Physicians and Surgeons of Bombay, for its Post-graduate studies.

Poor Box Fund :

The amount in the Poor Box Fund as on 31st March 1964 stood at Rs. 85,445.40. Collection from Boxes, Donations, sale of Drugs and Injections and other Miscellaneous receipts during the year amounted to Rs. 1,15,184.35 and expenditure to Rs. 1,23,010.45. The amount in Poor Box Fund as on 31st March 1965 stood at Rs. 77,619.30.

Certificates : 10,811 certificates of different types were issued to patients during this year.

The Gift Shop is started near the O.P.D. of this Hospital from 6-1-1964 which is considered as one of the activities of the Poor Box Fund and the proceeds realised are utilised for the benefit of the Poor patients attending the Hospital.

Expenditure :

The approximate expenditure was Rs. 39,04,463.96.

The details of expenditure per patient per day compared with the year 1962 and 1963 is given below :—

Expenditure per Out-Patient per day.

Year	Medicines, Drugs and Equipment	Stores and Linen	Heating and Lighting	Miscellaneous	Repairs to Buildings	Establishment	Total
	Rs.	Rs.	Rs.	Rs.	Rs.	Rs.	Rs.
1962	0.39	0.06	0.03	0.20	0.07	0.93	1.68
1963	0.36	0.07	0.05	0.22	0.04	1.05	1.79
1964	0.68	0.06	0.04	0.15	0.04	1.06	2.03

Expenditure per In-patient per day.

Year	Diet.	Medicines, Drugs and Equipment	Stores and Linen	Heating and Lighting	Miscellaneous	Repairs to Buildings	Establishment	Total
	Rs.	Rs.	Rs.	Rs.	Rs.	Rs.	Rs.	Rs.
1962	1.13	2.34	0.72	0.18	1.20	0.84	5.58	11.99
1963	1.23	2.16	0.84	0.30	1.32	0.48	6.30	12.63
1964	1.11	4.08	0.72	0.24	0.90	0.48	6.36	13.89

APPENDIX No. 1

Distribution of beds according to departments :-

Department	Male	Female	Children	Total
(A) Non Paying Beds :				
Medical	63	50	Nil	113
Surgical	56	26	9	91
Orthopaedic	15	5	3	23
Gynaec and Obstetric	90	...	90
Ear, Nose and Throat	12	4	8	24
Ophthalmic	12	8	4	24
Skin	2	2
Paediatric	48	48
Total ...	160	183	72	415
(B) Part Paying Beds :				
Medical	12	6	Nil	18
Surgical	13	6	Nil	19
Gynaec and Obstetric	13	Nil	13
Total ...	25	25	...	50
(C) Beds Reserved for B. E. S. and T. Undertaking Staff				
Medical	5	5
Surgical	5	5
Total Number of Beds ...	10	10
Grand Total ...	195	208	72	475

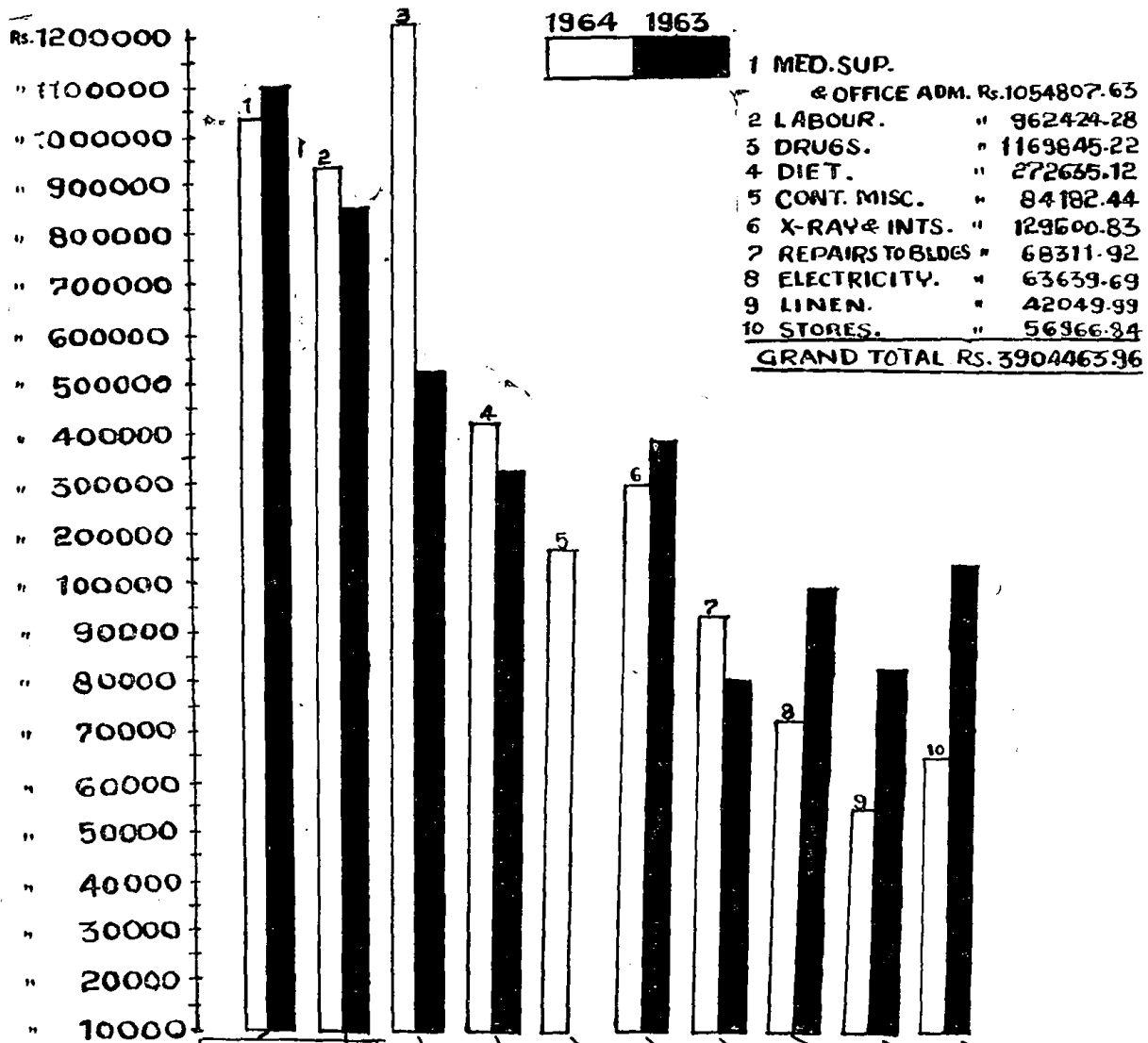
APPENDIX No. 2

Summary of In-patients, Out-Patients and Operations

(A) In Patients :				
(1) 1. Strength of Beds	475
2. Daily average No. of in-patients	646
3. Daily average No. of Admissions	103
4. Total No. of Indoor Admissions	37,343
5. Average number of days each patient was resident	6.3
(B) Out Patients :				
1. Total No. of New O. P. D. Patients	1,91,001
2. Daily Average number of new Out-Patients	626
3. Total number of Old Out-Patients	5,56,992
4. Daily Average number of old Out-Patients	1,826
5. Daily Average of new and old Out-Patients	2,454
(C) Operations :				
1. Total No. of Operations performed on In-patients	12,584
2. Total No. of operations performed on Out-Patients	8,605

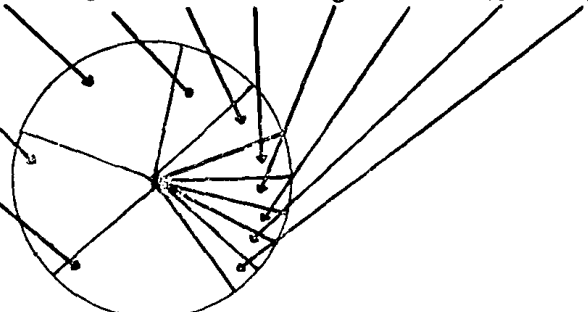
APPENDIX 7

ALLOCATION OF GRANTS FOR THE YEAR 1964



1 MED. SUP.	
& OFFICE ADM.	Rs. 1054807.63
2 LABOUR.	" 962424.28
3 DRUGS.	" 1169845.22
4 DIET.	" 272635.12
5 CONT. MISC.	" 84182.44
6 X-RAY & INTS.	" 129600.83
7 REPAIRS TO BLDGS	" 68311.92
8 ELECTRICITY.	" 63639.69
9 LINEN.	" 42049.99
10 STORES.	" 56966.84
GRAND TOTAL RS. 3904465.96	

ESTABLISHMENT
 MED. SUP. & OFFICE ADM. LABOUR DRUGS DIET CONT. MISC. X-RAY & INTS. REPAIRS TO BLDGS. ELECTRICITY LINEN. STORES.
 40.5% 30.75% 30.74% 14.35% 46.35% 30.11% 57.1% 61.1% 92.81% 68.1%
 80° 80° 85° 30° 22° 20° 18° 17° 15° 13°



YEAR	PATIENTS TREATED		OPERATIONS PERFORMED	DELIVERIES
	O.P.D.	INPATIENTS		
1963	685927	31440	19773	6324
1964	747993	37343	21189	6928

GROUP OF T. B. HOSPITALS, SEWRI

The total number of beds for T. B. cases at the disposal of the Bombay Municipal Corporation (Tuberculosis service) was 1,048 as detailed below :—

Details of Accommodation

	Male	Female	Total
(1) Group of T. B. Hospitals, Sewri —			
(a) Medical	398	235	633
(b) Surgical	65	62	127
	<u>463</u>	<u>297</u>	<u>760</u>
(2) Isolation Centre attached to the Ramkunwar Daftary T. B. Clinic Dadar (with self diet wards)	44	44	88
(3) Sarvodaya Hospital, Ghatkopar	125	75	200
	<u>632</u>	<u>416</u>	<u>1,048</u>

Four T. B. Clinics at (i) Princess Street, (ii) Foras Road, (iii) Dadar, (iv) Khar continued as diagnostic centres for T.B. cases and treatment with antibiotics and P. P. Refills continued as in previous years. They also serve as out patient centres for admission to the Group of T.B. Hospitals, Sewri. The total No. of patients examined and put on the waiting list during the year is 8483.

TEACHING

Clinical Teaching in tuberculosis was given to batches of undergraduate medical students of G. S. Medical College and D.P.H. students of Bombay University as in previous year. Lectures were also delivered in Medical, Surgical and preventive aspects of tuberculosis to the students of Homoeopathic College by the Medical Staff of this Institution.

G.T.B. Hospitals and the four T. B. Clinics continued to be recognised for T.D.D. course by the College of Physicians and Surgeons of Bombay.

Follow up of Discharged Cases

Total number of patients who attended Follow-up examination for check up after discharge from the hospital was 1557 during the year.

P. P. Refill Work

Discharged patients on P.P. Refill treatment are permitted to continue subsequent refills either at one of the four T.B. Municipal Clinics or at the P.P. Refill Centre at G.T.B. Hospitals, according to the convenience of the patients. 2051 refills were done in out-patients centres at Sewri. Similarly 908 P.P. Refills were given in the wards to the Indoor patients of the G.T.B. Hospitals.

Total number of beds at Group of T.B. Hospital, Sewri was 760 (463 males and 297 females). The total number of patients in the various stages of pulmonary tuberculosis treated during the year was 5768. Out of these, 5065 were discharged as improved, 25 as non-tuberculosis cases, 234 left against medical advice, 382 died and 727 remained under treatment at the close of the year. Mortality figure revealed the high incidence in the age group of 20-30 years. Ratio of death per cent to total treated was 6.6. Major lung operations were performed during the year in 304 cases.

The Ramkunwar Daftary Isolation Centre, Dadar

Advanced T.B. patients are admitted to this centre primarily from the view point of segregation and symptomatic amelioration.

Expenditure

The average expenditure per patient per day was Rs. 9.91. The expenditure on diet per patient per day was Rs. 3.51. The total annual expenditure on the Group of T.B. Hospitals amounted to Rs. 28,38,969 as against Rs. 22,56,481 during the previous year. The rate of charges for the patients hospitalized at Sarvodaya Hospital, Ghatkopar on behalf of the Bombay Municipal Corporation was at Rs. 7 per patient per day and Rs. 2 per day per a vacant bed. The expenditure incurred on the patients accommodated on the reserved beds at the said hospital was Rs. 3,82,071 plus 43,202 for medicine as against Rs. 3,65,856 and Rs. 37,000 respectively for the previous year. The patients at the Sarvodaya Hospital are now supplied free injection Streptomycin and PAS etc., tablets on the basis as at the Group of T.B. Hospitals, Sewri. Total expenditure on the four T. B. Clinics mentioned above was Rs. 5,07,754. Thus the total expenditure incurred by the Corporation on Tuberculosis Services was Rs. 37,71,996.

Poor Box Collection including fees for Medical Certificates was Rs. 35,366.27 which was spent for the benefit of the poor and needy patients and meeting other expenses. Donations of Rs. 1,476.00 were received during the year.

S. A. SHAH,
Medical Superintendent,
Group of T. B. Hospitals

LEGAL DEPARTMENT

During the year under Report, Shri M. M. Rajadhyaksha, LL.B., was in charge of the Legal Department as Administrative Officer (Legal).

This Department attended to the following works :—

- (1) All conveyancing matters including sales, leases, Agreements, etc.
- (2) Suits and other proceedings in the High Court, City Civil Court and Small Causes Court, etc.
- (3) Appeals against the rateable value in the Small Causes Courts.
- (4) Prosecutions under the Municipal Act and other cases in the Police Courts.
- (5) References from various Departments on the question of Law.
- (6) Amendments of the Municipal Act, Rules and Bye-laws.

During the year under report 20,000 files were received from various Departments and 8,248 letters were received from the outside parties, 4,200 letters were addressed to the outside parties or their Legal Advisers. The opinions on different departmental matters and advices on 335 documents were given.

The department has attended to the following matters in the different Courts:—

(1) 5 Supreme Court matters, (2) 146 High Court Suits, (3) 2,051 City Civil Court Suits, (4) 200 High Court Criminal Revision Applications (5) 60 High Court Criminal Appeals, (6) 200 Assessment Appeals, (7) 295 Small Causes Court Suits, (8) 125 Small Cause Court References, (9) 70 High Court Appeals from City Civil Court Suits, (10) 1,200 Police Court Cases, (11) 5 Cases before Industrial Tribunal (12) 112 Applications under Payment and Wages Court, (13) 142 Cases before Labour Court and (14) 20 Cases before Motor Accident Claim Tribunals.

During the course of this year the Municipal Courts for conducting the enquiries under Section 105(B) of the Bombay Municipal Corporation Act are given under the charge of the Legal Department. During this year 226 cases were received for enquiry and 2,327 presentation Forms were registered.

The following documents were completed during this year :—

(1) 1 Lease and sub-lease, (2) 3 Sale matters, (3) 5 Indemnity Bonds, (4) 2 Agreements, (5) 1 Deed of Transfer, (6) 7 other documents, (7) 58 Leases for 999 years or in perpetuity, (8) 58 Licences and Deed of Covenant.

During the year under report the income of this Department (Cost recovered) amounted to about Rs 30,100 and the expenditure to about Rs. 2,25,144.

M. M. RAJADHYAKSHA,
Administrative Officer (Legal).

EDUCATION DEPARTMENT

Smt. Madhuri R. Shah, B.A. (Hons), M.Ed., Ph.D. (Bombay) Ph.D. (London), continued to hold the office of the Education Officer during the year 1964-65.

I—Municipal Schools, Pupils and Teachers, Municipal Schools and Classes

The No. of Municipal Schools and Classes in Greater Bombay at the beginning and at the end of the year was as follows :—

	AS ON 31ST MARCH 1964				AS ON 31ST MARCH 1965			
	City	Sub.	Ext. Subs.	Total	City	Sub.	Ext. Subs.	Total
Schools	424	219	71	714	447	238	74	759
Classes	66	58	23	147	57	52	24	133
TOTAL	490	277	94	861	504	290	98	892

The following changes took place in the number of schools and classes during the year under report:

	City	Sub.	Ext. Subs.	Total
Number of Classes opened	1	5	3	9
No. of Schools opened	11	9	1	20
No. of Classes converted into Schools	7	1	1	9
No. of Schools converted into Classes	1	1	1	3
No. of Classes amalgamated	4	1	3	8
No. of Classes closed	...	1	...	1
No. of Schools closed	2
No. of classes and Schools taken over

On the principle of providing higher standards for 35 children or more in the City and Suburban and 25 children or more in the out laying far away areas higher standards 9 of Std. V, 9 of Std. VI and 6 of Std. VII were opened during the year.

The total No. of Upper Primary (including Vocational) and Lower Primary Schools and Classes was 483 and 409 respectively as against 455 and 406 during the preceding year.

The total No. of pupils on roll at the end of the year in Municipal Schools and Classes in Greater Bombay stood at 434535 as against 4,09,460 in the previous year (vide Appendix I). Thus there was a net increase of 25,075 pupils in Municipal Schools and Classes. The average attendance of pupils throughout the year was 3,88,008 as against 3,72,323 in the preceding year.

Teachers in Municipal Schools

The total No. of teachers in Municipal Schools during the last year was 11,274 out of whom 384 were Special Teachers. The No. stood at 12,134 (447 Special Teachers) during the year under report. Out of 11,687 Ordinary Teachers 11,032 (i.e. 94.4%) were trained as against 10,193 out of 10890 (i.e. 93.6%) in the previous year.

The requirements of teachers as assessed as per Class-room formula, as adopted by the Education Committee.

Supervision of Municipal Schools

The supervision of Municipal Schools continued as it was in the year 1963-64 upto 30-6-1964. But from 1-7-1964 wardwise distribution of schools was introduced. 16 Administrative Officers were appointed and they were entrusted with the full Administrative work and executive work to some extent in respect of all the schools in the Ward. The Beat Offices were abolished from 1-7-1964 and the Beat Inspectors were entrusted with the effective supervision of the schools.

No. new Beats were formed during the year under report. The position of the Beats at the end of the year under report is—

Marathi	24
Gujarathi	8
Urdu	6
Hindi	3
South Indian	2
Sindhi Eng. Primary	1
	44

Teachers diaries and pupils progress cards and registers continued to be maintained as usual and parents were kept informed of the progress, conduct and attendance of their wards by forwarding to them the progress cards every month.

Double promotion examinations as per rules were conducted in July 1964 by the Inspectors of the Municipal Schools.

Written examination of the pupils of Stds. I to VII were held in the months of March and April 1965 by a Central Examination Board including representatives of the Municipal Teachers Federation, Shikshk Sabha and Municipal Teachers' Association, specially constituted for the purpose.

The following factors, inter alia hampered the progress of pupils in Municipal Schools.

- (1) Largeness of certain classes,
- (2) Lack of suitable school buildings.
- (3) Inadequate facilities to pupils to study at home.
- (4) Economic conditions of the parents resulting in irregular attendance and long and continuous absence of pupils,

With a view to avoiding over-crowding in Classes it was laid down that ordinarily a class should not have more than 50 pupils to facilitate proper attention to pupils. However in schools with bigger class-rooms, the No. of pupils in classes some times reached a figure 55-60 rendering the class unwieldy and unmanageable for the classteacher. Consequently, the necessity for doing teaching work in details by giving individual attention could not be fulfilled in some of the schools. On the other hand, in schools housed in hired residential buildings, overcrowding on account of inadequate space was an impediment in the way of efficient instructions. Out of 892 schools and classes about 573 schools and classes were required to be run in two sessions and more than two sessions for want of sufficient accommodation and 4669 class-rooms were required to be used twice. This measure has been hampering instructions besides causing lot of inconvenience to the pupils, teachers and the parents. A programme of construction of new school Buildings which is being implemented on a large scale would, it is hoped, improve the situation considerably in a few years.

As per the decisions of the State Governments teaching of English in Upper Primary standards was introduced in our schools since 1960. Refresher courses for the benefit of the teachers teaching English language have been continued during the year under report and the response to the class is encouraging.

The existing curriculum for Stds. I to VII revised by the Government is being followed in Municipal Schools.

As required under proviso of Section 62BB of the Bombay Municipal Corporation Act and the City of Bombay Primary Education (Amendment) Act 1950, the same text books which were used during the last year were used during the year under report in accordance with directions of the Government. Changes in the use of text books wherever effected were done with the sanction of the Government as per the proviso to the above quoted sanction of the Act.

Rahimatulla Currimbhoy Urdu Training Institute for Women

There was one division of F. Y. Class with 49 trainees and 3 divisions of Second Year Class with 149 trainees at the end of the year under report. The teaching staff included a Head Mistress, 7 full time instructors (including one instructress for teaching Gujarati and Hindi) and 5 part-time instructors for teaching special subjects like drawing, drill, music, sewing etc.

At the Annual Examination 1965 out of 49 trainees 49 were promoted to the Second Year Class, while out of 149 trainees of Second Year Classes 141 were successful at the P.T.C. Examination held by the Government.

Municipal Urdu Teachers' Training Class, Mahim

During the year under report there were 31 trainees in the class. The teaching staff included one Head Master, 3 full time instructors for regular subjects and 4 part-time instructors for teaching special subjects.

In all 31 trainees had appeared for the P.T.C. Examination held by the Government, of whom 30 (97%) were successful.

Loan Scholarships

An amount of Rs. 75 per months was given as Loan Scholarship to each of the Municipal teacher who under went training at the Municipal Training Class or any other training Institutions. These Loan Scholarships were given at their request.

The amount of Trust Funds, Prizes, Freeships, etc. interest accrued on various trust and endowment funds were distributed among the eligible pupils in accordance with the terms and conditions of the respective trusts.

School Furniture and Equipment

Furniture articles etc. worth Rs. 9,53,848 and other educational aids and equipments worth Rs. 2,50,000 were supplied to the schools during the year under report.

9 New School buildings were added to the existing No. of 154 during the year under report bringing the total No. to 163. The total No. of School buildings in Subs. and Ext. Subs. as at the end of March 1965 was 59 and 33 respectively. On some Municipal school buildings additional floors were constructed wherever possible and there by increasing the No. of class-rooms for additional accommodation of classes. The school Buildings at 12 places are under construction, and extensions in respect of certain school building are in progress. 419 schools (including classes) were accommodated in Municipal owned schools buildings, 439 (including classes) were accommodated in rented buildings and 34 schools (including classes) were housed in rent free buildings.

While the No. of pupils in Municipal schools has been increasing from year to year it has become practically impossible to acquire additional accommodation except by way of constructing new school buildings or extending the existing ones.

II—Municipal Aided and Recognised Schools.

Aided Schools

On 31st March 1965, the No. of Aided Schools was 215 (128 in City, 53 Subs. and 34 in Ext. Subs.) as against 356 (232 in City, 82 in Subs. and 42 in Ext. Subs.) in the previous year. The No. of pupils in Aided Schools in the City, Subs and Ext. Subs. decreased during the year under review from 1,11,155 to 55,112. The average No. of pupils on roll in Aided schools during the year was 54,556 as against 1,00,838 in the previous year. The average daily attendance being 50,273 (92%) as against 1,00,266 (92%) of the previous year.

The total No. of teachers in Aided Schools as on 31-3-1965 was as follows :—

	City.	Subs.	Ext. Subs.	Total
Ordinary Teachers.	867	425	321	1613
Special Teachers	146	57	30	233
TOTAL	1,013	482	351	1,846

Out of 1846 ordinary teachers 1076 were trained and 770 were untrained as against 2968 ordinary trained teachers in the preceding year, out of whom 1869 were trained and 1099 were untrained. the percentage of ordinary trained teachers in Aided Schools to ordinary teachers worked out to 59.29% which compared unfavourably with the percentage of trained teachers in Municipal schools which is 94.4%.

The Superintendent, Aided Schools was assisted in her work by six Inspecting Officers.

The power of administering grants to Aided Schools vests in the Corporation under Section 62(c)(3) of the Bombay Municipal Corporation Act. The rate of the maximum admissible expenditure per pupil per annum in respect of the Aided Schools is Rs. 50. As the revised Grant-in-Aid Code came into force from 1-4-1964, the amounts of grants payable to Private Primary Schools in Greater Bombay for the year 1964-65 are being assessed.

Several grievances were received from teachers against the school Managements during the year under report. The complaints related mainly (i) irregular and abrupt termination of services without any ground or incorrect ground, (ii) non-payment of salaries, (iii) non-payment of Provident Fund amount or interest thereon. These were attended to by the Inspecting Officers and the Incharge Superintendent.

Many schools were asked to adopt service conditions as laid down in the Government Grant-in-Aid Code for Secondary Schools and leave rules as per Municipal teachers but generally response was not effective.

The practice of discouraging recognition and registration of schools with untrained teachers and inadequate accommodation continued.

A large No. of pupils including children of Government servants and armed forces sought assistance from this office for special admission in classes in addition to the maximum No. of 50 pupils. Most of the applicants were those whose mother tongue was other than English. All the requests could not be complied with but efforts were made to accommodate as many pupils as possible in these schools by relaxing the rules.

In order to raise the teaching efficiency of teachers working in private Primary Schools symposiums and seminars were arranged.

A revised draft Grant-in-Aid Code which was finalised by the Education Committee and the Corporation has been put into force from 1st April 1964 on receipt of sanction of the State Government.

Unaided and Recognised Schools

Besides the Aided Schools there were 305 other schools (203 in City, 67 in Subs. and 35 in Ext. Subs.) which were recognised but which did not receive aid from the Corporation. About 2,549 ordinary teachers and 505 special teachers (1682+384 in the City, 594+102 in Subs. and 273+19 in the Ext. Subs.) were working in these schools imparting education to about 90717 pupils (57584 in the City, 23908 in the Subs. and 9225 in the Ext. Subs.).

III—Vocational Education

The Director of Technical Education has agreed to grant recognition to the Municipal Printing Class at Foras Road, provided arrangements were made in the class for teaching III Year Typography Course. There were 23 vocational classes in 11 Vocational Schools.

IV—Physical Education

The Government syllabus in Physical Education in Lower Primary and Upper Primary Schools in the State continued to be followed in Municipal Schools this year also with suitable modifications to suit the local conditions which are the direct result of the shortage of open spaces and playgrounds adjoining the schools.

Following were the main activities of the Physical Education Section during the year under report.

- (i) 3 Mass Drill Displays.
- (ii) 22 Model Schools Functions.
- (iii) Physical Training Class for teachers.
- (iv) Bal Din (Children's Day).
- (v) Annual Sports at 60 different centres.
- (vi) Picnics and Excursions.

V—Scout and Guide Movement

The total No. of Scouts and Cubs is 9312 while that of Guide and Bulbuls is 9120.

Following are some of the important activities that took place during the year under report:—

- (i) Explanatory Training Camp
- (ii) Preliminary Training Camp,
- (iii) Patrol Leader's Training Camp for Scouts & Guides,
- (iv) IV-All India Jamboree at Allahabad in which 40 Scouts & Guides participated,
- (v) Scout & Guide Week,
- (vi) Annual Sports at 8 different centres,
- (vii) Zonal Rallies and Central Rally.

VI—Finance

The principal sources of income of Primary Education Department are (i) five times actual the net realisation of the Corporation in the preceding year under the Head of General Tax (including arrears and payments in advance) divided by the rate fixed for the General Tax for the said financial year, (ii) Government grant towards Primary Education, (iii) Education Cess, (iv) Interest on Endowment and Investments, (v) Rent and other proceeds of properties, (vi) Interest on profits on investments of surplus loan and other balances and (vii) Other Miscellaneous Receipts.

The opening balance as on 1st April 1964 was Rs. 75,82,500.

The details regarding Municipal Contribution, Government and other Miscellaneous Receipt are as follows:—

	Municipal Contribution	Government Grant	Education Cess	Other Misc. Receipts
	Rs.	Rs.	Rs.	Rs.
City, Subs. and Ext. Subs.	2,87,59,244	68,09,717	88,59,785	10,93,605

The total expenditure for the year including office amounted to Rs. 4,51,93,089. The closing balance as on 31st March 1965 (after taking into account increase in Renewed Grant) was Rs. 75,38,827.

VII—Research Unit

A random stratified sample of 16 schools was selected for a longitudinal study of wastage and stagnation in Municipal Schools. The samples include 3578 Marathi, 1093 Gujarathi, 844 Hindi and 669 Urdu speaking children.

As many as 1015 Marathi, Gujarathi, Hindi and Urdu teacher candidates were tested. The test was found to be highly reliable.

A study designed to raise the standard of schools achievements at different level was undertaken.

An experiment to inculcate good reading habits in children and to create an interest in reading was continued during the year under report. The results of the experiment are found to be encouraging and useful.

A study designed to minimise the extent of failures in stds. I, II and III by evolving more effective methods of teaching and by starting Parallel Classes for children who fail was undertaken.

The study of the wastage of the Nursing Staff in Municipal Hospitals was completed. The findings of the study were useful and suggestions were constructive.

The Research Advisory Committee has approved for continuation of the following projects which are already under study for the year 1965-66.

- (i) Study designed to raise the standard of achievement at different levels. The investigation is based on the critical study of examination by reassessment or answer papers.
- (ii) Ways and means to improve handwriting of Primary school children.
- (iii) Special experiments in selected schools to improve reading and comprehension in the mother tongue of children in standards III to VI.
- (iv) Project on more effective teaching of Arithmetic in Standards I to IV.
- (v) A survey of socio-economic conditions of teachers working in Municipal Schools.

VIII—General

Medical Inspection of children studying in Stds. I and III as well as those from Stds. II and IV who had remained unexamined during the previous year was done during the year under report, besides the Medical Examination of special cases presented by the parents and guardians.

In all 85,417 pupils in the City, 23,512 in the Subs. and 9,175 in the Extended Subs. were examined out of whom 72,993 in the City, 19,089 in the Suburbs and 7,678 in the Extended Suburbs were found to be suffering from one defect or the other. Amongst the common defects noticed, general debility, dental lymphatic glands, throat were most predominant.

The clinical treatment to pupils in Suburbs and Extended Suburbs was given to K. B. Bhabha Hospitals at Bandra and Kurla, while major ailments were directed to the School Clinic at K. E. M. Hospital, Parel.

Pupils with communicable diseases were promptly detected and prevented from attending their respective schools during the infectivity period.

Immunization (P. T. A. P. Inoculation, T. A. B. Inoculation and Vaccination) work was carried out as per programme.

Municipal Teachers' Library, Gilder Tank and Santacruz

The total number of books at the end of the year was 24,365 (18,311 at Gilder Tank and 6,054 at Santacruz) as against 23,118 in the previous year. The total number of News papers and periodicals subscribed was 65. The total number of books issued was 11,957 showing an average 41.4 per cent. books per day at Gilder Tank and 7,881 from Santacruz Library showing an average of 32.7 books per day. 306 new members (200 at Gilder Tank and 106 at Santacruz) were enrolled during the year under report.

Gratis use of school premises

The use of Municipal school premises for running Government Milk Centres and for conducting Education Classes, Hindi Classes, Night Schools, etc., under the auspices of Educational and Social Welfare Institutions was continued to be allowed gratis or at nominal fees outside regular school hours on prescribed conditions with the consent of the landlords of the building concerned.

Extra Curricular Activities

(a) Sharad Utsav (Autumn Festival) at 15 Centres in the City, (b) Dramatic and Folk Dance Competitions (c) Schools Anniversaries—Dassera Festival Independences and Republic Days were celebrated in number of Municipal Schools, when special invitations were given to the parents so as to bring them into close contacts with the teachers and with a view to getting greater cooperation from them. Lectures, Elocution Competitions and Variety Entertainments were arranged on such occasions, (d) Democracy in schools and Model School Class Panchayats (Prefect Courts) and Schools Parliaments were introduced in a number of schools with a view to inculcate an sense of discipline and self-Government amongst pupils, (e) Excursions, (f) Educational Seminars, Exhibitions and Cleanliness Week—about 11687 Municipal teachers spread over in 44 Beats in Greater Bombay participated in these Seminars, (g) Milk Scheme—under this scheme the under-nourished children were catered with 200 ml. of toned pasturised milk in sealed bottles on every school working day except during the period of June, July and April when the attendance of the pupils is irregular. Under this scheme all the schools in City get milk, some schools in Subs and Ext. Subs. where Government Milk Trucks cannot get access to the school premises do not get the benefit of free milk supply. The scheme to supply skim milk to all the children attending the Municipal schools from the donation offered by the CARE to the Municipal Corporation has been implemented during the year under report, (h) Vacation Library at 40 Centres.

MADHURI R. SHAH,
Education Officer

APPENDIX No. 1
Municipal Schools and Pupils

Class of Schools	As on 31st March 1964			As on 31st March 1965		
	Schools	Classes	Pupils	Schools	Classes	Pupils
CITY						
Marathi	193	...	1,64,926	200	...	1,68,442
Gujarati	71	10	33,950	77	8	33,206
Urdu	81	11	33,898	88	8	36,445
Hindi	39	11	13,421	40	10	14,256
Tamil	9	7	2,243	8	8	2,254
Malayalam	...	3	73	..	2	63
Telugu	8	4	3,256	8	4	3,504
Kannad	12	10	3,254	13	8	3,387
English Primary	9	5	3,194	10	5	3,878
Sindhi	2	5	720	3	4	675
Total ...	424	66	2,58,935	447	57	2,66,110
SUBURBS						
Marathi	92	1	66,550	98	1	74,337
Gujarati	41	8	19,120	42	8	20,489
Urdu	36	7	13,880	43	4	16,219
Hindi	31	12	10,226	32	13	11,730
Tamil	3	12	1,428	3	12	1,604
Malayalam	1	2	281	1	2	250
Telugu	2	4	623	2	4	539
Kannad	8	8	2,400	11	5	2,933
Sindhi	4	1	1,828	4	1	1,756
Eng. Primary	1	3	376	2	2	515
Total ...	219	58	1,16,712	238	52	1,30,372
EXTENDED SUBURBS						
Marathi	39	1	17,247	38	2	19,324
Gujarati	14	4	10,258	15	3	11,517
Urdu	4	5	1,400	6	4	1,673
Hindi	8	5	3,040	9	7	3,627
Tamil	1	4	497	1	4	514
Malayalam	..	1	52	...	1	26
Telugu	...	2	92	...	2	90
Kannad	1	1	240	1	1	310
Sindhi	4	...	987	4	...	962
English Primary
Total ...	71	23	33,813	74	24	38,043
Grand Total ...	714	147	4,09,460	759	133	4,34,535

APPENDIX No. II

Statement showing the number of Trained, Untrained, Permanent and Non-Permanent Ordinary Teachers in Municipal Schools according to Sides—1984-85.

Side	Trained.		Untrained.		Total.		Grand Total
	Permanent.	Non-permanent.	Permanent.	Non-permanent.	Permanent.	Non-permanent.	
CITY							
Marathi	3,641	689	58	...	3,699	689	4,388
Gujarati	846	100	15	...	861	100	961
Urdu	716	137	92	70	808	207	1,015
Hindi	299	77	24	16	323	93	416
Tamil	48	16	3	3	51	19	70
Malayalam	2	2	...	2
Telugu	37	17	30	16	67	33	100
Kannad	65	29	6	1	71	30	101
English Primary	32	11	25	38	57	49	106
Sindhi	19	1	4	...	23	1	24
Total	5,705	1,077	257	144	5,962	1,221	7,183
SUBURBS							
Marathi	1,455	413	28	...	1,483	413	1,896
Gujarati	484	76	10	...	494	76	570
Urdu	294	81	41	48	335	129	464
Hindi	193	84	28	18	221	102	323
Tamil	33	13	...	1	33	14	47
Malayalam	10	10	...	10
Telugu	11	2	1	1	12	3	15
Kannad	53	26	3	1	56	27	83
Eng. Primary	7	...	2	6	9	6	15
Sindhi	35	...	7	5	42	5	47
Total	2,575	695	120	80	2,695	775	3,470
EXTENDED SUBURBS							
Marathi	441	71	15	...	446	71	517
Gujarati	260	40	3	...	263	40	303
Urdu	30	11	1	13	31	24	55
Hindi	56	25	10	7	66	32	98
Tamil	13	4	13	4	17
Malayalam	2	2	...	2
Telugu	3	3	...	3
Kannad	8	2	8	1	10
English Primary
Sindhi	13	1	12	3	25	4	29
Total	826	154	31	23	857	177	1,034
Grand Total	9,106	1,926	408	247	9,514	2,173	11,687

APPENDIX No. III

Municipal Aided Schools and Pupils

Class of Schools.		As on 31st March 1964		As on 31st March 1965	
		No. of Schools.	Pupils.	No. of Schools.	Pupils.
City.					
Marathi	...	45	11,573	25	3,603
Gujarati	...	83	18,006	48	9,992
Urdu	...	11	2,650	8	1,669
Hindi	...	9	3,481	9	3,330
Sindhi	...	8	1,047	7	747
Tamil	...	4	3,063	3	1,265
Kannad	...	1	416	1	420
Malayalam	2	769
English	...	55	24,437	10	4,236
Miscellaneous	...	2	280	2	313
Gujarati Night	...	1	123	1	123
Marathi Night	...	3	253	3	254
Urdu Night
Kannad Night	...	8	673	7	710
English Night	...	2	330	2	302
Total		232	67,332	128	27,673
Suburbs.					
Marathi	...	13	4,014	12	3,956
Gujarati	...	19	7,070	17	7,005
Urdu	...	2	164	2	187
Hindi	...	11	2,442	10	2,257
Sindhi	...	2	405	2	331
Tamil	...	3	965	1	195
Malayalam	1	195
English	...	30	15,138	7	1,357
Gujarati Night	...	2	21
English Night	...	1	314	1	335
Total		82	30,533	53	15,818
Extended Suburbs.					
Marathi	...	8	1,852	7	1,610
Gujarati	...	17	6,625	15	7,115
Hindi	...	7	1,511	6	1,444
Tamil	...	1	251	1	278
Kannad	1	151
English	...	9	3,051	4	1,023
Total		42	13,290	34	11,621
Grand Total		356	1,11,155	215	55,112

APPENDIX No. IV

Municipal Grants, Average Cost etc. Regarding Aided Schools

	Average No. of Pupils on Roll.	Municipal Grants to the Aided Schools.	Cost per pupil to the Corporation.
	Rs.	Rs.	Rs.
City and Suburbs—			
1963-64	97,865	5,24,038	5.36
1964-65
Extended Suburbs—			
1963-64	13,290	83,984	6.32
1964-65

APPENDIX No. V

Information re: Physical Education in Municipal Schools

Total number of schools and classes	892
Number of schools imparting physical education on playgrounds	220
Number of schools imparting physical education in open spaces	255
Number of schools imparting physical education in class-rooms	417
Total number of pupils	4,34,535
Total number of pupils taking physical education	42,340
Total number of trained teachers in physical education	4,562
Total number of untrained teachers in physical education	7,432

APPENDIX No. VI

Average Cost per Pupil for the year

	Average cost per pupil for the year.
	Rs.
City, Subs. & Ext. Subs. :	
According to the number of pupils on roll as on 31-3-1963 (3 76,109)	... 88.80
City, Subs. & Ext. Subs. :	
According to the number of pupils on roll as on 31-3-1964 (4,09,460)	... 97.20
City, Subs. & Ext. Subs. :	
According to the number of pupils on roll as on 31-3-1965 (4,34,535)	... 130.03

LABOUR DEPARTMENT

The Labour Officer dealt with 2003 individual grievances of labour staff.

Trade Unions : Trade Union activities among labour and other staff engaged in the services of the Corporation were mostly confined to the Unions whose names and other particulars as regards membership are given below. These Unions were recognised by the Municipal Commissioner, as per Rules:—

TABLE I

Name of the Union	Date of Establishment	Date of Registration	Registered number	MEMBERSHIP AS ON	
				31-3-63	31-3-64
(1)	(2)	(3)	(4)	(5)	
(1) Municipal Workers' Union ...	27-2-35	29-3-35	90	340	388
(2) Bombay Sweepers' Union ...	30-7-44	7-9-51	1118	2,170	2,369
(3) The Bombay Municipal Subordinate Staff Union ...	2-8-46	30-1-48	483	2,727	2,412
(4) The Bombay Fire Services Union ...	24-4-46	30-1-48	479	477	477
(5) The Bombay Municipal Health Visitors' Assn. ...	18-1-51	18-1-51	1001	74	81
(6) The Bombay Municipal Executive Staff Union ...	21-6-55	21-6-55	1806	613	962
(7) Bombay Municipal Engineers' Union ...	(Recognition granted on 21-7-56)		3281	345	100
(8) The Greater Bombay Nurses' Association	3780	457	423
(9) Brihan Mumbai Nagarpalika Special Shikshak Sangh.	3593	136	126
(10) The Municipal Primary Teachers' Federation Greater Bombay.	3488	3 Units	3 Units.
(11) Bombay Municipal Hindi Shikshak Parishad. ...	19-3-62	...	4185	360	324
(12) The Bombay Municipal Kamgar Sangh ...	1-4-33	28-6-62	4212	2,676	9,760
(13) Maha Mumbai Nagar Palika Prathamik Shikshak Sabha.	995	2,753
(14) Municipal Labour Union Bombay...	1,000	1,000
(15) Municipal Head Teachers' Association, Greater Bombay.
(16) Municipal Primary Sindhi Teachers' Association. ...	(Registration cancelled on 2-12-1964)	...	79	76	...
(17) Brihat Bombay Municipal Hindi Shikshak Sangh.	2773	181	202
(18) Nagarpalika Marathi Prathamik Shikshak Sangh, Brihat Mumbai.	2,426	1,282
(19) Bombay Municipal Hospital Employees Union.	4638	366	260
(20) Bombay Municipal Engineering Officials Association.	4650	137	161
(21) Municipal Primary Graduate Teachers Union.	4144	175	...
(22) Municipal Mazdoor Union	2100	...	16,597

Industrial Relations :—There was no occasion on which the provision of the Bombay Municipal Servants Act, 1890, had to be brought into effect. The recognition of the Municipal Mazdoor Union withdrawn by the Administration during the year 1963 for violation of Rule No. 9 of the Rules for Recognition viz., for going on strike without exhausting all avenues of settling the dispute, was restored during the year under report in view of the undertaking given by the said Union that the Rules of recognition were binding on them and they would strictly be followed by them.

Sixty one disputes were referred to the Commissioner of Labour, Conciliation Officers, 1st Labour Court by different Unions of the Municipal employees and by employees individually as indicated in Appendix 'A'.

The Industrial Tribunal of Shri Meher heard about 55 applications submitted by the Administration for approval to the different actions taken by the Administration against the delinquent employees under Section 33(2) of the Industrial Disputes Act.

The following 5 Awards of the Industrial Tribunal of Shri M. R. Meher were received and published during the year under report :-

(i) Ref. (IT) No. 75 of 1964 in the matter of increase in Dearness Allowance.

(ii) Ref. Voluntary Arbitration No. 2 of 1964 in the matter of increase in Dearness Allowance.

(iii) Ref. (IT) No. 310 of 1964 in the matter of Deputation Allowance to staff working in Town Planning Scheme.

(iv) Ref. (IT) No. 281 of 1964 in the matter of interpretation of term "Service under the Corporation" and "Efficiency Bar".

(v) Ref. (IT) No. 31 of 1964 in the matter of demands of the workers working in Pumping and Air Compressor Stations.

Labour Management Cooperation:—With a view to promoting cordial relations between the staff and the Administration, the following steps were taken:—

(i) **Joint Councils:**—The total number of Joint Councils constituted by the end of the year under report were 22 in number.

(ii) **Peshi Committees:**—Peshi Committees were formed with a representative of labour as well as Administration to inquire into the misconduct committed by the municipal employees in Hospitals, Clinics, Maternity Homes, etc.

(iii) **Grievance Procedure:**—A four stage grievance procedure is laid down to redress the grievances of the employees in all Municipal departments. The grievance Committee consists of the representatives of the labour and the Management which probes into grievances of the employees.

(iv) **Individual Grievances:**—Complaints received by the Labour Officer from the employees and also from the Unions were of various nature. The following table gives the number and the type of the grievances received and dealt with by the Labour Officer.

TABLE II

Nature of Cases.	Total		Grievances redressed		Not genuine		Pending cases	
	City	Sub.	City	Sub.	City	Sub.	City	Sub.
(1) Recruitment and Retrenchment, etc. ...	443	62	247	47	182	10	14	5
(2) Promotions, transfers, confirmations, annual increments, etc. ...	178	156	128	125	40	25	10	60
(3) Fines, Reversions, Suspensions, dismissals and other punishments. ...	28	150	11	123	14	22	3	5
(4) Delay in payment of wages (including injury leave or maternity leave) and allowances. ...	182	83	113	74	58	5	11	4
(5) Delay in settlement of provident Fund and other retirement benefits. ...	178	30	162	30	11	...	5	...
(6) Non-supply of equipment and Uniform. ...	60	17	35	16	22	1	3	...
(7) Delay in sanctioning leave due. ...	40	51	32	41	7	7	1	3
(8) House Rent, Accommodation and transfer of quarters. ...	235	63	101	53	122	9	12	1
(9) Miscellaneous. ...	659	413	422	371	220	27	17	15
(10) Department References, etc.	1437	...	1437
TOTAL	2003	2462	1251	2317	676	106	76	39

The Scheme for granting Scholarship to the Children of Municipal Employees:—During the year under report, 386 applications for Scholarships were received and 124 scholarships were granted to applicants for Higher Education and 210 for Secondary Education. The total amount given by way of Scholarships to the Municipal employees was about Rs. 15,000.

Scheme for Granting Medical Assistance to the Municipal Employees:—526 employees applied for medical assistance under the above scheme. Out of which 436 employees were given aid amounting to Rs. 19,980.00

Attendance:—The average daily attendance of adults and children at 31 Welfare Centres during the year was 2244 and 1926 respectively as against 1700 and 1645 during the preceding year.

Film Shows:—Film Shows were organised at different Welfare Centres. They were on different subjects such as recreational, scouting, welfare activities, food value, sanitation, education, folk dances, etc. Film Shows for Nursing Staff of the Municipal Hospitals were also organised at L.T.M.G. Hospital and K. E. M. Hospital at the request of the Greater Bombay Nurses' Association.

Nursery School:—Nursery School was opened at Bapty Road Chawls in the month of October 1964. At present 45 children between the age group of 2½ to 5 years are taking advantage of the Nursery School. The children are given snacks free of charge daily.

Picnics:—Nearly 2000 children of various Welfare Centres were taken for one day picnic to important places around the Bombay City. 200 municipal employees attending various Welfare Centres were taken on 3 day Trip to Ellora, Ajanta and Nasik. About 60 members of the Nursing Staff of different municipal hospitals and maternity homes were taken on a 3 day trip to Matheran at the request of the Greater Bombay Nurses' Association.

Scouting:—The total strength in Scout and Guide Sections was 3166 as against 2378 during the preceding year. The organisation performed the following outstanding services during the year under report:—

They performed traffic duties and assisted in maintaining law and order at the time of the several celebrations, exhibitions and festivals in the City.

The Scout/Guides and Scouters/Guiders attended and participated in several Scout activities in the City and elsewhere.

Maternity Unit:—The Maternity Unit attached to the Chembur Welfare Centre continued to do useful work. The Ante-natal and Post-natal Clinics at the Maternity Unit were in the charge of a qualified Doctor. 2934 Ante-natal, 207 Post-natal confinement and 1306 cases for minor ailments were treated in the Unit during the year under report.

F. A. IRANI,
Labour Officer.

APPENDIX 'A'

Serial No.	Unions	Department concerned	Categories affected	Referred to	Nature of demands
1	Municipal Mazdoor Union.	E. & T.D.O.	Peons and Marking Hamals.	Conciliation Officer.	Charter of Demands.
2	Do.	Do.	Do.	Do.	Transfer of Peons.
3	Do.	Zones under C.E.	Labour and allied categories.	Do.	Demands of employees working in Zones under C.E.
4	Do.	A.E.D. (Spl.)	Pitometer Readers.	Do.	Illegal reduction in number of employees in Pitometer Survey Section.
5	Do.	Do.	Do. Cf. I, II, III.	Do.	Demands of Pitometer Readers.
6	Do.	A.E.T. (Sub.)	Drivers	Do.	Reinstatement of Shri Mangal Dana.
7	Do.	H.S.	Mukadams	Do.	General Demands of Mukadams in Conservancy Branch.
8	Do.	I.O.	Labour and allied categories.	Do.	Charter of demands of employees in Malaria Department.
9	Do.	D.E.H.O.	Labourers	Do.	Reinstatement of Shri Suleman A. Naik.
10	Do.	A.E.C.W.W. Zone II, III.	Watchmen	Do.	Change of Designation of watchmen in Zone III, Malad.
11	Do.	Municipal Eye Hospital.	Employees of Eye Hospital.	Do.	Working hours and Holidays to staff of Eye Hospital.
12	Do.	E. E. T.	Fitter	Do.	Notice of change to Shri Rodrigues.
13	Do.	A. E. C. 2	Labour staff	Do.	Alleged breach of Sec. 25F—Retrenchment of labourers.
14	Do.	M. S. K. H.	Peons	Industrial Tribunal.	Bank-holidays and Half day working on Saturdays.
15	Do.	E. E. T.	Technical staff	Conciliation Officer	Withdrawal of alleged illegal fine.
16	Do.	E. & T.D.O.	Marking Hamals	Do.	Alleged illegal punishment inflicted on Shri Adam Abdulla Karol.
17	Do.	A. F. A. 2	Labour staff	Do.	Demand re: payment of half salary to employee (Shankar Bhau Shinde).
18	Do.	S. G.	Mali	Do.	Illegal and irregular reduction of Shri Atmaram Rakhmaji from muster Mukadam to the rank of Mali.

APPENDIX 'A'—(Contd.)

Serial No.	Unions	Department concerned	Categories affected	Referred to	Nature of demands
19	Municipal Mazdoor Union.	A.E.F 2 Div.	Plumber	Conciliation Officer.	Illegal fine imposed on Budhaji Ratna.
20	Do.	S.E. (Wadala).	Labour Staff	Do.	Illegal deduction of wages of Malhari Chandru.
21	Do.	I.O. F Ward.	Do.	Do.	Payment of half salary to Danoo Dewoo.
22	Do.	E.E. (Mech.)	Do.	Do.	Payment of half salary.
23	Do.	I. O.	Do.	Do.	Breach of seniority Rules.
24	Do.	S. G.	Do.	Do.	Illegal and irregular fine on Baloo Bhiku Jadhav.
25	Do.	M.S.K.H.	Do.	Do.	Notice of change—Amritya Narayan.
26	Do.	H. S.	Do.	Do.	Illegal promotion of Bigaris as Latrine Cleaners.
27	Do.	E. O.	Teacher	Do.	Illegal fine of Rs. 2 imposed on Budhiram Yadav.
28	Do.	A.E.E. 2	Labour staff on daily wages.	Do.	Grant of facility of P. F.
29	Do.	A.E.D. 1	Labour staff	1st Labour Court.	Payment of O. T.
30	Do.	S. L.	Supervisor	Do.	Reinstatement of Shri L. K. Gogate.
31	Do.	Dean (N)	Stretcher bearer	Conciliation Officer.	Illegal suspension.
32	Do.	H. S.	Care-takers and Depot Attendants.	Do.	Demands re : revision of grade etc.
33	Do.	A.E.G. I	Watchman	1st Labour Court.	Payment of O. T.
34	Bombay Municipal Subordinate Staff Union.	General	Labour and Allied categories.	Conciliation Officer.	Payment of wages to daily paid staff on weekly offs.
35	Do.	E.E.V.C.T. and M.P.	Clerical and Allied.	Do.	Increasing Compensatory Allowance.
36	Do.	C. S.	Clerical	1st Labour Court.	Claim for O.T.
37	Municipal Workers' Union.	A.E. (Mech.) (Sub.).	Employees at Versova Purification Works.	Conciliation Officer.	Free quarters or H. R.A. to staff of Versova Purification Works.
38	Do.	M. M. P.	All except Clerical.	Do.	Dispute re : payment of O.T. on Sundays and Holidays to staff.
39	Do. and Municipal Mazdoor Union.	General	Labour staff	Do.	Substitution of cum-blies by cape with hood to the labour staff.
40	Municipal Workers' Union.	A.E.C. (H.E.) and C Ward Office.	Mistry and Drivers, etc., of W. W. Department.	Do.	Notice of strike served by the Union.

APPENDIX 'A'—Contd.

Serial No.	Unions	Department concerned	Categories affected	Referred to	Nature of demands
41	Municipal worker's Union.	A.E. (Mech.)	Fitters Operators Shift Engineers, etc.	Consiliation Office	Special pay to employees.
42	Do.	M. M. P.	All Except Clerical	Do.	Charter of Demands.
43	Do.	A.E. L.G.P.	Labour staff	1st Labour Court.	Claim of rent.
44	Do.	A.E. (M)	Do.	Payment of Wages Authority.	Payment of leave salary.
45	Do.	E.E. (M)	Do.	1st Labour Court.	Payment of O.T.
46	Do.	A.E. (Mech.)	Do.	Do.	Alleged withholding of P.F. Contribution.
47	The Bombay Municipal Executive Staff Union.	A. & C.	Inspectorial staff	Conciliation Officer.	Extra Remuneration to Inspectorial staff.
48	Do.	C.I.S.E.	Jr. Inspectors	Do.	Dispute of special pay to Sr. and Jr. Inspectors under C.I.S.E.
49	Do.	Engineering Department.	Overseers	Do.	Breach of Sec. 9A of the I.D. Act—Revising rules for recruitment and seniority of Overseers in Engineering Department.
50	Do.	H.S. Malaria Deptts., etc.	Jr. Overseers	Do.	Grant of additional increment to J.Os. on passing the S. I.'s Examination.
51	Do.	Dy. A. & C. (Sub.)	Ward Inspectors	1st Labour Court.	Benefit of assignment to the post of 'A' Grade Inspectors.
52	Do.	All departments	Executive staff	Conciliation Officer.	Charter of demands re: pay-scales, etc.
53	Do.	H.O.	Medical Inspectors	1st Labour Court.	Increments on crossing of Efficiency Bar.
54	Bombay Municipal Kamgar Sangh.	C. E.	Labour staff	Conciliation Officer.	Charter of demands.
55	Represented Individually.	H. S.	J. O.	Government Labour Officer.	Reinstatement in service of Shri Sarang.
56	Do.	Dy. C.E. (City)	Peon	1st Labour Court.	Payment of O.T. to Sk. Hasan Sk. Kasam.
57	Do.	K.E.M. Hospital	Boiler Attendant	Do.	Grant of increments.
58	Do.	A.E. Asphalt	Labourer	Payment of Wage Authority.	Claim for wages.
59	Do.	Dy. A. & C. (Sub.)	H. C.	1st Labour Court.	Arrears of difference in pay.
60	Do.	M.S., K.H.	Clerical	Do.	Payment of O.T. for Sundays and Holidays.
61	Do.	K.E.M. Hospital	Ambulance Driver	Do.	Payment of special Municipal Contribution.

PUBLICITY DEPARTMENT

The Department effected general publicity about the various activities and services rendered by different Municipal Departments and worked as a clearing house of criticisms and suggestions appearing in local newspapers.

Informative Publications

The Civic Guide-cum-Diary 1965, comprising of a guide to civic affairs and other useful information was published in English, Marathi and Gujarati. Two revised editions of the booklets entitled "List of Municipal Councillors and Officers" were published, containing various relevant details.

The other two brochures brought out by this department are entitled "Outlines of the Draft Development Plan for Greater Bombay" and "Broad Outlines of Bombay's Traffic and Transport Study", containing drawings and illustrations.

Information Counters

Two Information Counters at the main and extension buildings continued to prove as useful adjuncts in giving necessary guidance and information to the public.

Other Important Activities

(1) Public Health Museum in the Compound of the Lokmanya Tilak Municipal General Hospital Sion, (2) Civic sense Gallery at the Victoria and Albert Museum, (3) Venereal Diseases and Family Planning Clinics at Bellasis Road.

Important Celebrations

The Department participated in celebrations such as World Health Day, National Cleanliness Day, Family Planning Day, Anti Fly Week, World Leprosy Day, Small-pox Eradication Week, Gandhi Anniversary, etc.

In the "Development Plan Exhibition" held at the Jehangir Art Gallery, specially prepared exhibits on different aspects of the Development Plan, were displayed and a number of symposia were also arranged. Besides this, the department participated in several other exhibitions organised by social welfare organisations, by putting up sectional exhibitions.

In addition to providing information to various civic bodies in India and other Government Departments, and arranging visits by V.I.P.s to Municipal installations, information both in words and pictures, was culled, collated and furnished to various foreign countries on requests received through the Mayor.

N. A. MISTRI,
Publicity Officer.

M. G. M. O. Swimming Pool

The Pool was kept open for members throughout the year including Bank holidays. The Pool was kept closed for change of water and minor repairs from 25th September 1964 to 1st October 1964 and was re-opened for swimming on 2nd October 1964.

Purity of water of the Swimming Pool was maintained by treatment of chlorine, copper sulphate and alum. Filtration Plant worked satisfactorily during the year.

Free swimming facilities for polio crippled children on medical advice continued during the year. In all 11 children took advantage of the facility.

Six educational institutions availed themselves of concessional reservation charges at Rs. 100 per month for two hours a week for swimming of their students.

Marine Engineering Training authorities reserved the Pool for their trainees on usual fees.

Twelfth Anniversary of the M. G. M. O. Swimming Pool was observed on 27th April 1964 by holding swimming competitions of the members of the Pool. Prizes were awarded by Dr. B. P. Divgi, the then Mayor of Bombay.

The following aquatic functions were held at the Pool during the year under report:—

- (1) Senior and Junior Swimming Competitions organised by the Maharashtra State Aquatic Association in the month of June 1964.
- (2) Central Railway Swimming Championship in May 1964.
- (3) The Bombay University Inter Collegiate Swimming Competition in September 1964.

The Pool was given free of charge to the University of Bombay and the Maharashtra State Aquatic Association for holding the competitions.

The M. G. M. O. Swimming Pool Water Polo Team won the Vijayadevji Cup Tournament organised by the Golwalla Swimming Bath and also the State Water Polo Championship in the year 1964.

A team of fourteen persons participated in the aquatic competitions organised by the N.S.C.I. New Delhi at their invitation. The expenses of the team were borne by the Corporation.

Eight members of the M.G.M.O. Swimming Pool were included by the Maharashtra State Aquatic Association in their aquatic team for participation in the 21st National Swimming Championship held at Jaipur in the month of September 1964.

The M.G.M.O. Swimming Pool Water Polo League was held in January and February 1965 and the honours for winning the trophy in memory of the late Smt. Avan K. Golwalla went to the P. M. Hindu Bath and Boat Club Trust. The trophy was awarded to the winners by the Dy. Municipal Commissioner, Shri D. D. Ranadive.

6,636 new members joined the Pool during the year under report.

3,360 beginners were trained during the year.

In all 33,507 casual swimmers including Labourers and Factory Workers availed of the facilities of swimming during the year under report.

The total reservation hours of the Pool by private parties were 331 which collected a revenue of Rs. 8,210.

There was no accident during the year under report.

Collection of fees during the year under report was Rs. 2,11,500 as against Rs. 1,75,000 during the previous year.

S. N. PINGE,
Ag. Manager,
M. G. M. O. Swimming Pool.

Administrative Officer (Enquiries)

Details of work done by Enquiries Section

I—Investigation of—

(a) Cases of alleged acceptance of illegal gratification by the Municipal staff	63
(b) Cases of theft or pilferage of Municipal property or materials	106
(c) Cases of irregularities of serious nature on the part of Municipal employees such as misconduct, misbehaviour, rude behaviour and assaults, harassment to patients in the Hospital, taking leave under false pretext, driving or allowing to drive Municipal vehicles by unauthorised persons, gross dereliction of duties etc.	398
(d) Cases of irregularities of minor nature on the part of municipal employees, such as irregular attendance, sub-letting of rooms, harbouring outsiders in their rooms without permission and negligence of duties etc., and complaints against stall holders, licensees and others regarding sub-letting of stalls, infringement of licence conditions, breach of provisions of shops and Establishment Act, Municipal Bye-laws and regulation	721
Total number of cases investigated	1288

The actions taken in the above cases investigated are summarised as under:

	No. of employees	No. of cases
(1) Dismissal	49	} 198
(2) Removal from service	41	
(3) Resignation accepted	2	
(4) Demotion	4	
(5) Reduction in Pension	1	
(6) Withholding of increments	93	
(7) Fines imposed	71	
(8) Censures and warnings	43	
(9) Recoveries made for loss of Municipal property	5	
309		
(10) Sent to Departments concerned for necessary remedial actions		267
(11) Filed as the allegations were found to be either false or too vague		321
(12) Enquiries in progress at the end of year		502
		1288

I. The split up according to the status of the delinquents in the cases of employees who have been awarded deterrent punishment such as dismissal, removal from service, Demotions debarring from promotions and withholding of increments is as under:—

Category	Dismissal	Removal	Debarring from promotion or demoted	Pension reduced	Increment withheld
Executive Engineer		1			
Assistant Engineers		1			5
Sub-Engineers	1	1			6
Overscers		3	2		8
Medical Assistants	1	2			
Ward Assistant					1
Radiographer					1
Lab. Tech.	1				
Tutor	1				
Clerk	1				2
Typist		1			
Clerk-cum-Typist					1
Death Registration Clerk		1			1
Shop Recorder					
Chawl Supervisor					2
Rent Collector					1
Shop Inspector		1			
Beat Officer					1
Head Teacher	1				2
Dy. Head Teacher					1
Teacher	1				5
Class IV employees	42	30	2		56
	49	41	4	1	93

II. (a) The classification of very serious offences for which punishments of dismissal, removal from service and withholding of increments were resorted to and the number of employees to whom the said punishments were awarded for such offences, is as follows :—

Description of the Offences	Dismissed	Removed	Demoted	Increments withheld
(1) Demanding and accepting illegal gratifications, Diwali or New Year Bakshis, etc. ...	4	2
(2) Pilferage of Municipal property such as stores, articles, dietary articles, temporary misappropriation of municipal money etc. ...	14	2	1	6
(3) Deserting places of duty	2
(4) Disorderly behaviour, while on duty, assaulting co-workers, superiors, threatening them etc. ...	12	6	...	9
(5) Accepting or doing private job, business, trade etc. while in municipal service or while on leave ...	1	2	...	6
(6) Conviction by the Court under Prohibition or Gambling Act. ...	2	1
(7) Misuse of municipal vehicle and handing it over to unauthorised persons etc. ...	1	1	...	1
(8) Other offences ...	15	28	3	68
	49	41	4	93

Other work done by the Enquiries Section

Details of work

(1) Surprise visits to places of Municipal works in progress, offices for checking of musters, Accounts etc. ...	188
(2) Attending sale by suction of Municipal property or rights etc. ...	65
(3) Disposal cases of miscellaneous nature such as cases referred to by departments for advice in representations from employees in disciplinary cases, advice on procedural matters regarding departmental enquiries. ...	2,372

Work done by the Stock Verification Section

Verification of Reserved Stores including capital stores at the Central Stores and Sub-depots was carried out during the year as usual. Periodical checking of balance of petrol, diesel oil etc., at the various municipal pumps was also done and quarterly live stock statement of bullock as well as increase and decrease statement of live stock at the Victoria Gardens were verified, checking of the unserviceable articles needlessly occupying considerable space in Municipal schools was also carried out, 168 schools and other ward offices were visited and unserviceable articles lying there were auctioned on the spot as per procedure laid down.

This section also helped the Enquiries Section in keeping a watch etc. at different places and times for detection of malpractice and investigation work such as scrutiny of voluminous records in specific cases.

The other important work attended to by this section was the distribution of relief grants from the Mayor's Relief Fund to the persons and families affected by fire, house collapses and other natural calamities.

Bombay Municipal Security Force

During the year, the process of integration of all Watch and Ward staff into the Bombay Municipal Security Force was completed. One Dy. Superintendent of Police and 3 Police Inspectors of the State Government were taken on deputation to work as Security Officer and Assistant Security Officers respectively.

Specific work done by the Security Force is as under :—

Total No. of cases	Total property involved	Total Property recovered
297	Rs. 21,888.72	Rs. 7,206.29
Detected 96		

HOSPITALS			OTHERS		
Cases	Property lost	Property recovered	Cases	Property lost	Property recovered
	Rs.	Rs.		Rs.	Rs.
117	6,000.12	4,473.27	162	15,888.60	2,733.02
Detected 54			Detected 42		
I—Municipal employees involved	...	53	I—Municipal employees involved	...	57
(a) Municipal employees against whom Departmental action taken	...	13	(a) Municipal employees against whom Departmental action taken	...	13
(b) Municipal employees against whom Departmental action pending	...	40	(b) Municipal employees against whom Departmental action pending	...	44
II—Municipal employees against whom police cases pending	...	25	II—Municipal employees against whom police cases pending	...	15

During the period under review many important cases of pilferages have been brought to light by the B.M.S.F. Security measures at different installations especially at the larger hospitals of the Corporation have been tightened considerably with the result that there is an effective check on pilferage of hospital property.

Due to the liaison maintained between the B.M.S.F. and the local Police the nuisance which the municipal installations used to have from local unsocial elements has been reduced to a great extent.

G. W. SHIVESHWARKAR,
Officer on Special Duty

THE BOMBAY CIVIC JOURNAL

Shri N. A. Mistri, M.A., Dip. J., Dip. S.W., worked as Editor, Bombay Civic Journal, in addition to his legitimate duties as a Publicity Officer, during the year under report.

The Journal has completed ten years of its publication. To mark this important stage in the life of the Journal, a Special Bumper Number, bigger in size and profusely illustrated, containing a variety of articles of civic and general interest from civic dignitaries, civic officials and authorities on various subjects, was published in September 1964 in addition to the annual number and Diwali number. The other monthly issues were also made interesting and readable by incorporating therein information regarding Development Plan for Greater Bombay, Slum Clearance, Traffic and Transport Study, fly-over and vehicular bridges, Maharshi Karve Garden, Birla Kreedha Kendra, 38th Eucharistic Congress, life-sketches of civic dignitaries and various other topics touching civic life and amenities provided to the citizen. Opportunities were also given to the citizens by publishing their views on current topics by arranging symposia.

Students doing research in the sphere of local-self Government, V.I.Ps and others have been visiting the office of the Bombay Civic Journal to find useful information in the issues of the Journal.

Efforts to increase the circulation of the Journal, as well as our income from advertisements were made.

N. A. MISTRI,
Publicity Officer, and Editor B. C. J.

Organization and Methods Division

Shri K. U. Mehta, B.A. (Hons.), Kovid, was in charge of the Division which works as an advisory Unit of the Municipal Commissioner's Office. During the year under report he was mainly busy with the following items:—

- (i) Standardisation of forms and registers.
- (ii) Operation of Suggestions Scheme.
- (iii) Standardisation of Record Branches.
- (iv) Codification of M.C.'s orders and circulars of a standing nature.
- (v) Interviewing the candidates for the posts of clerks and peons.
- (vi) Scrutiny of furniture proposals.
- (vii) Supervision of Office Procedure and other works as would generally contribute to quality control in Administration.

K. U. MEHTA,
Organization and Methods Officer

DIAGRAM "A" 1

ANNUAL TOTAL DEATHS FROM DIFFERENT CAUSES IN BOMBAY CITY 1930-1964

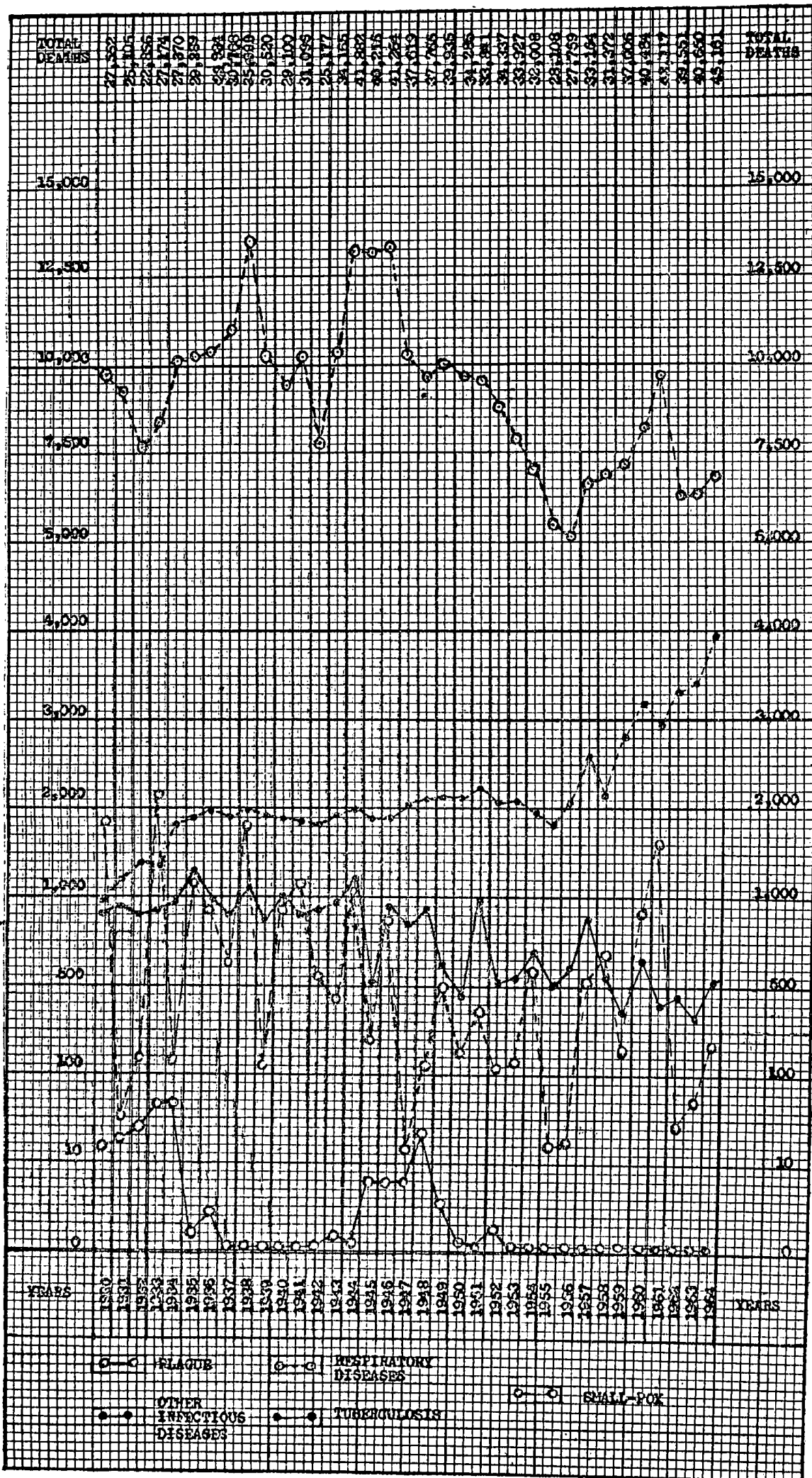
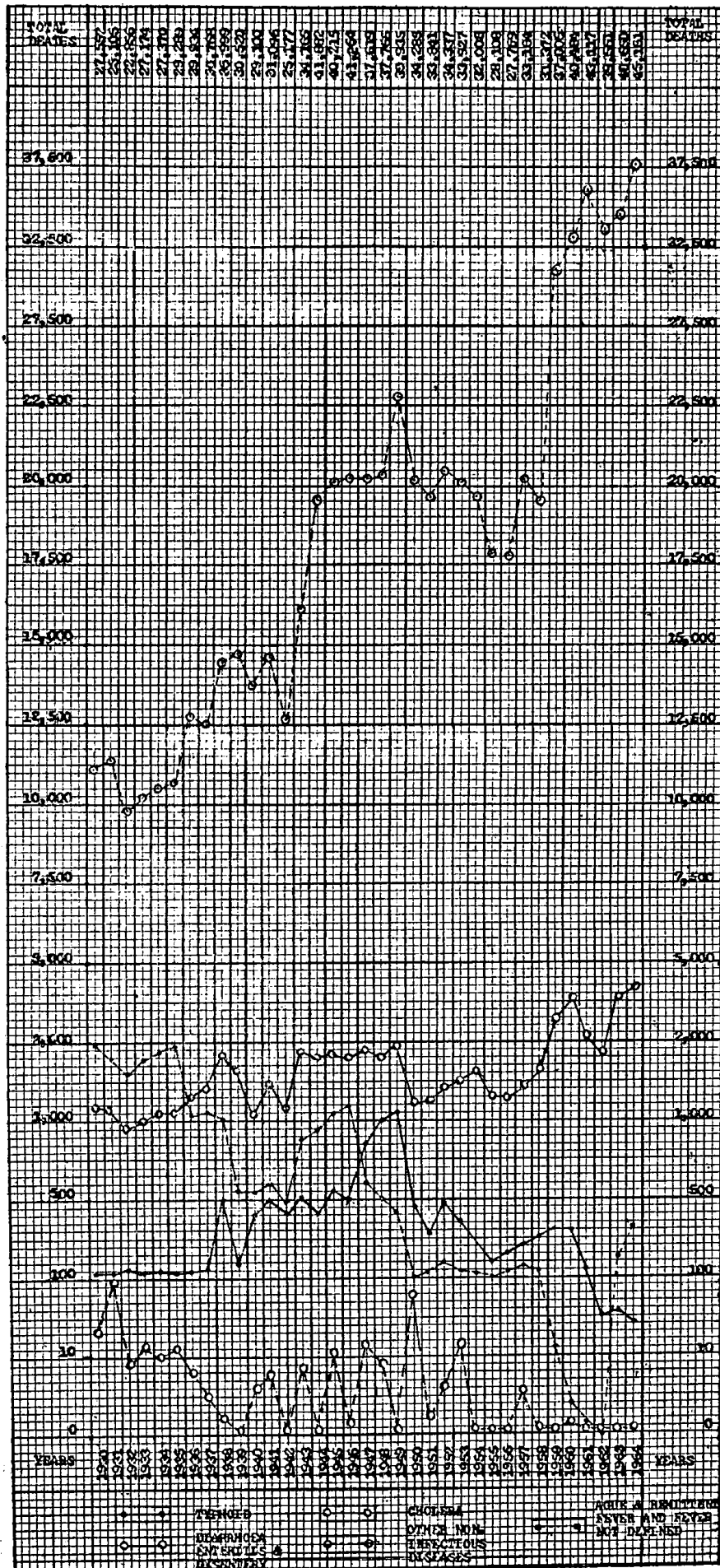


DIAGRAM "A" 2
ANNUAL TOTAL DEATHS
FROM DIFFERENT CAUSES IN BOMBAY CITY
1930-1964



Administration Report of the Executive Health Officer for the year 1964-65

Population.—The mid-year estimated population figure for the Greater Bombay utz., 45,38,000 for 1964 has been taken as the basis for rates for vital statistics.

Rainfall.—The total rain-fall in millimeters recorded at the Colaba Observatory was 1964.3. It was above normal by 155.5 mms. It rained on 105 days as against 110 in 1963 and 118 days in 1962. The wettest month of the year was June with a rain-fall of 654.8 mms.

At the Santacruz Observatory the total rainfall was recorded as 2121.50 mms, as against 2633.5 mms. in 1963. August was the wettest month with a rainfall of 621.00 mms.

PUBLIC HEALTH ADMINISTRATION

(1) GENERAL SANITATION

Sanitary condition of the Greater Bombay was on the whole satisfactory throughout the year. Insanitation, wherever detected was, inter-alia, due to bad habits of citizens, neglect of landlords to maintain their premises in a clean and sanitary condition, high density of houses and persons per acre, insanitary dwellings such as huts and also practical difficulties such as absence of proper access, transport difficulties etc. in the way of rendering adequate conservancy services both as regards the removal and disposal of refuse and also comparative shortage of water supply.

Grading of Eating Houses.—The scheme for grading of eating houses introduced from the year 1961 contemplates improvement of sanitary, etc. conditions obtaining in eating houses by setting competition amongst the licensees. Grades, I, II or III are determined on the basis of marks secured out of 100 allotted for the observance of the conditions of the eating house licensees and provision of special arrangements such as sterilising of all utensils, dishes, cups, etc., additional arrangements for periodical cleanliness of the premises and tables, etc., cleanliness of the servants, clean uniforms to servants, refrigeration for preservation of food articles, periodical medical examination of all employees, etc. The grade allotted to an eating house is required to be exhibited at a conspicuous place at the entrance of the eating house, in the prescribed proforma. Eating houses securing less than 35 marks are not allotted any grade. Such eating houses are not allowed to be licensed and they come under prosecution till either they improve the conditions or vacate.

Grading of bakeries.—Almost on the similar lines as the grading of the eating houses, grading of bakeries in Greater Bombay has been introduced from September 1964 so that the conditions obtainable in bakeries may be improved by competition. The special arrangements that will upgrade a bakery are, inter alia, arrangements for cleansing and sterilizing all utensils and other appliances, personal hygiene of the staff, special retiring room for workers, perfect fly-proofing of the bake-room and the store-room, use of electric oven for baking etc. Bakeries securing less than 35 marks are not allotted any grade and are not allowed to be licensed and are subjected to prosecutions till either they improve or are discontinued.

Water supply.—The city continued to receive chlorinated water supply. Constant check of the quality of the water supply and dosage of chlorine was exercised through systematic sampling and analysis of water at various points in the supply and distribution system. As the piped water supply is yet to reach in certain distant parts of the suburbs and the extended suburbs, chlorination of well water was continued during the year.

Drainage.—A greater part of the Mahim area in Bombay city is covered in three Town Planning Schemes namely Mahim Town Planning Scheme Nos. II, III and IV. The work of laying sewers in Town Planning Schemes Nos. II and III Mahim has been completed. As regards the Scheme No. IV, the area has been divided into 4 sectors and 4 separate tenders for the sewerage works in these sectors have been accepted by the Standing Committee. The works will be taken in hand according to the availability of cement which at present is in very short supply.

Sanitary control of dwellings.—The routine inspection of dwellings for detection of sanitary defects was carried out. Slum areas continued to receive special attention so far as sanitary measures in general were concerned. During the year, 75 insanitary huts were demolished or vacated.

(2) FOOD SANITATION

This includes enforcement of sanitation and hygiene in food establishments and hawkers in edibles by adopting measures for destruction of unwholesome and exposed food articles.

Food Adulteration.—Since the Prevention of Food Adulteration Act, 1954 came into force in 1955, sampling of food has become more elaborate than before in the procedure prescribed for it. In addition to the usual staff of food inspectors, a mobile squad for surprise sampling with swiftness, has been at work to control food adulteration through sampling.

(3) VITAL STATISTICS

Births and Birth rate

The live births registered during the year were 1,32,592 which were 761 more than in 1963 and 15,167 above the average of the quinquennium 1959 to 1963. Of the registered births, 68,378 were males and 64,214 were females, giving a proportion of 106.5 males to 100 females. The birth rate was 29.2

Deaths and Death rate

The total number of deaths registered from all causes was 45,161 as against 40,650 in 1963 being 5000 more than the mean mortality of the preceding 5 years.

The death rate was 9.9 as against 9.2 in the year 1963. 25 per cent. of the total deaths were among infants below 12 months. Out of these, 54.2 per cent. were recorded as due to congenital malformation and diseases of early infancy.

Mortality by sex and age

Of the 45,161 deaths, 26,149 were among males and 19,012 among females. The excess of deaths among males may be ascribed to the slight preponderance of males in the population, their number being nearly 60.1 per cent. of the total population. The death-rate among females was however actually higher than that among males. The male death-rate was 9.5 and the female death-rate 10.4 as against 8.6 and 9.6 respectively in 1963.

Principal causes of Deaths

Diseases of the respiratory system claimed the highest number of deaths as in the past with a death-rate of 1.67 per 1000 of population. A large proportion of deaths from respiratory diseases occurred among infants and children under 5 years of age. The causes coming next on the list for the year were 'congenital malformation and diseases of early infancy' (1.35); tuberculosis (0.86) diarrhoea, enteritis and dysentery (0.67).

The work of issuing birth and death registry certificates was transferred to Ward Offices from 1st December 1964.

Infant Mortality

Deaths among infants under 1 year of age numbered 11,355 which was 678 more than in the preceding year and 869 more than the annual average of the previous quinquennium (1959-63). The infant mortality rate for the year was 85.6 per 1,000 of live births as against 80.9 in 1963.

Of the 11,355 infant deaths, 10,586 i.e., 93.2 per cent. were among the infants born in Greater Bombay and 769 i.e., 6.8 per cent. were among those born outside Greater Bombay. The births of these 769 infant were naturally not registered in the City birth registry. Excluding these, 769 deaths, the infant mortality rate would be 79.8. How much of this reduction in the rate could be set off against the deaths of infants occurring outside the City though born and registered in the city cannot be estimated but in the absence of any specific cause or evidence of emigration, the number must be small and therefore, the infant death rate after correction for residence would not be much above 79.8 i.e., 5.8 less than the recorded rate of 85.6.

Causes: 8,542 or nearly 75.2 per cent. of the total infant deaths were due collectively to diseases of the respiratory system, congenital malformation and diseases of early infancy, as against 7208 deaths or 76.8 per cent. in 1963. Diarrhoea and Enteritis caused 1172 deaths, Dysentery 35 and convulsions 54 deaths. Deaths from Smallpox and Measles numbered 40 and 63 respectively while Poliomyelitis caused 16 deaths.

Quinquennial average: Compared with the annual average of the preceding five years, the total deaths among infants in 1964 was 869 more. Decrease of 65, 322, and 36 respectively under Smallpox, diseases of the respiratory system and Convulsions, was recorded.

Age at death: The infant deaths in the 1st week of life were 3957 or 34.8 per cent. and in the age period of 1 to 4 weeks it was 2,093 or 18.4 per cent. of the total. Thus 6,050 infant deaths or 53.3 per cent. of the total number, occurred in the first month of life. In the next two age-groups viz., 4 weeks to 6 months and 6 to 12 months, the infant deaths numbered 3073 and 2232 respectively, constituting 27.1 per cent. and 19.7 per cent. of the entire infant mortality.

The maternal mortality: numbered 133, the rate being 1.0 as against 1.1 during the year 1963.

Cemeteries: In the old city limits there were 56 cemeteries in use. Of these 11 are Municipal cemeteries including the Electric Crematorium at Chandanwadi. So far, 12 cemeteries had been registered in the suburbs (including 1 Municipal), and 8 in the extended suburbs (including 1 Municipal). The managements of 63 private cemeteries in the Suburbs and Extended Suburbs had already been directed to take steps to get the cemeteries registered in the Cemetery Register maintained by this Department, under Section 435 of the Bombay Municipal Corporation Act. The work of providing amenities in a few private cemeteries in the Suburbs and Extended Suburbs was taken in hand.

(4) NOTIFICATION

The total number of notifications of infectious diseases received during the year was 6,249 as against 7,085 in 1963. Of these 6,198 (99.2 per cent.) were from the District Registrars and 51 (0.8 per cent.) were from the Medical Practitioners.

Infective Hepatitis has been made a compulsory notifiable disease from the year 1964.

Plague was absent during the year.

Anti plague measures

(i) *Rat destruction:* The total number of rats caught and destroyed in Greater Bombay during the year was 6,10,413 (including 1,73,252 *Rattus Rattus* and 2,34,629 *Gunnomys Kok*), as against 4,16,329 in 1963. No rat was found plague-infected.

Susceptibility of rats to Plague: The Haffkine Institute reported that the susceptibility of rats to Plague was as below:—

<i>Rattus Rattus</i>	... 10.0 per cent. susceptible.
<i>Gunnomys Kok</i>	... 93.0 per cent. susceptible.

DIAGRAM B
ANNUAL DEATH RATE IN BOMBAY CITY
(1902-1964)

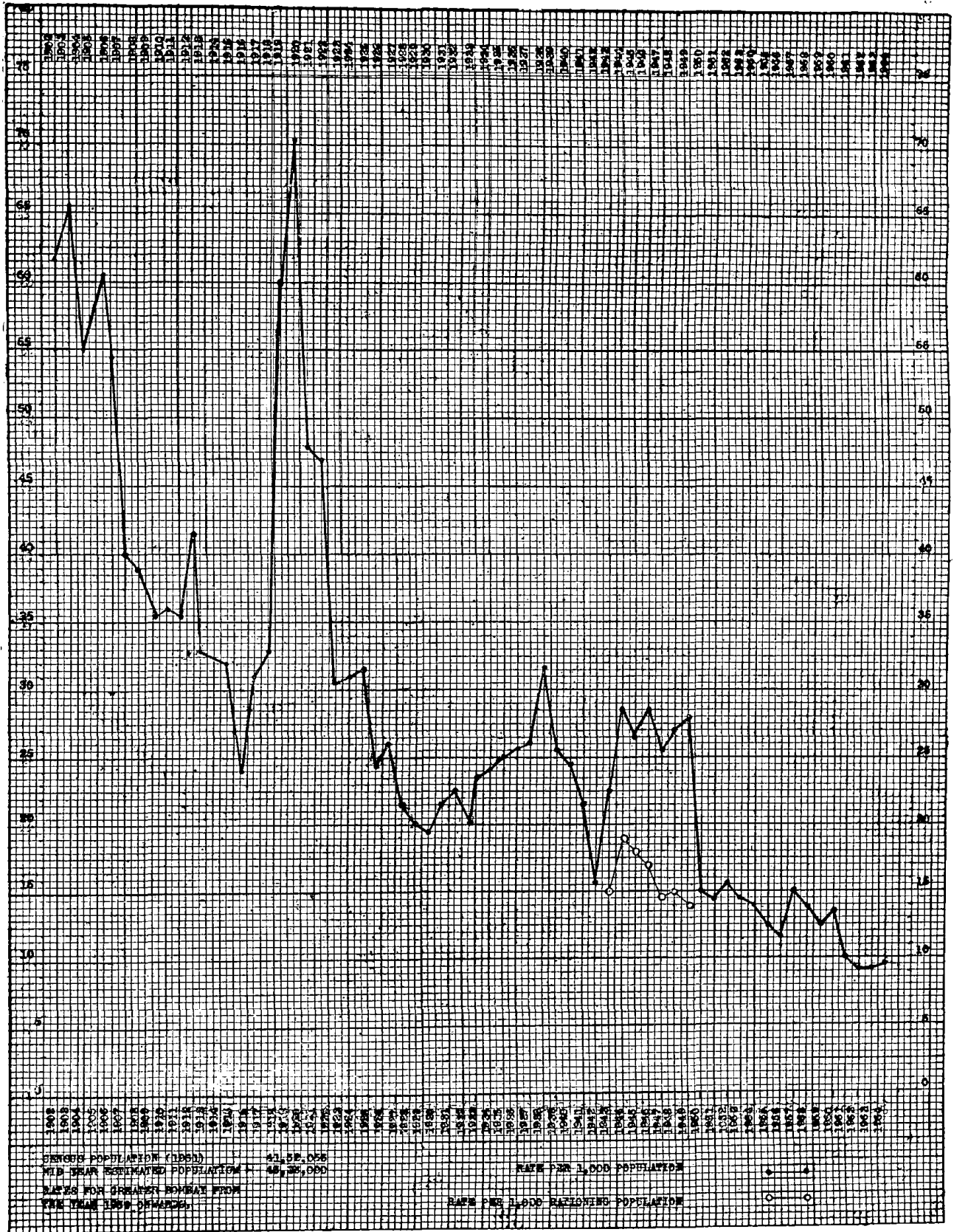


DIAGRAM C

DEATH RATE PER 1000 POPULATION FROM PRINCIPAL CAUSES IN BOMBAY CITY IN 1964 AND THE QUINQUENNIAL AVERAGE IN 1959-1963.

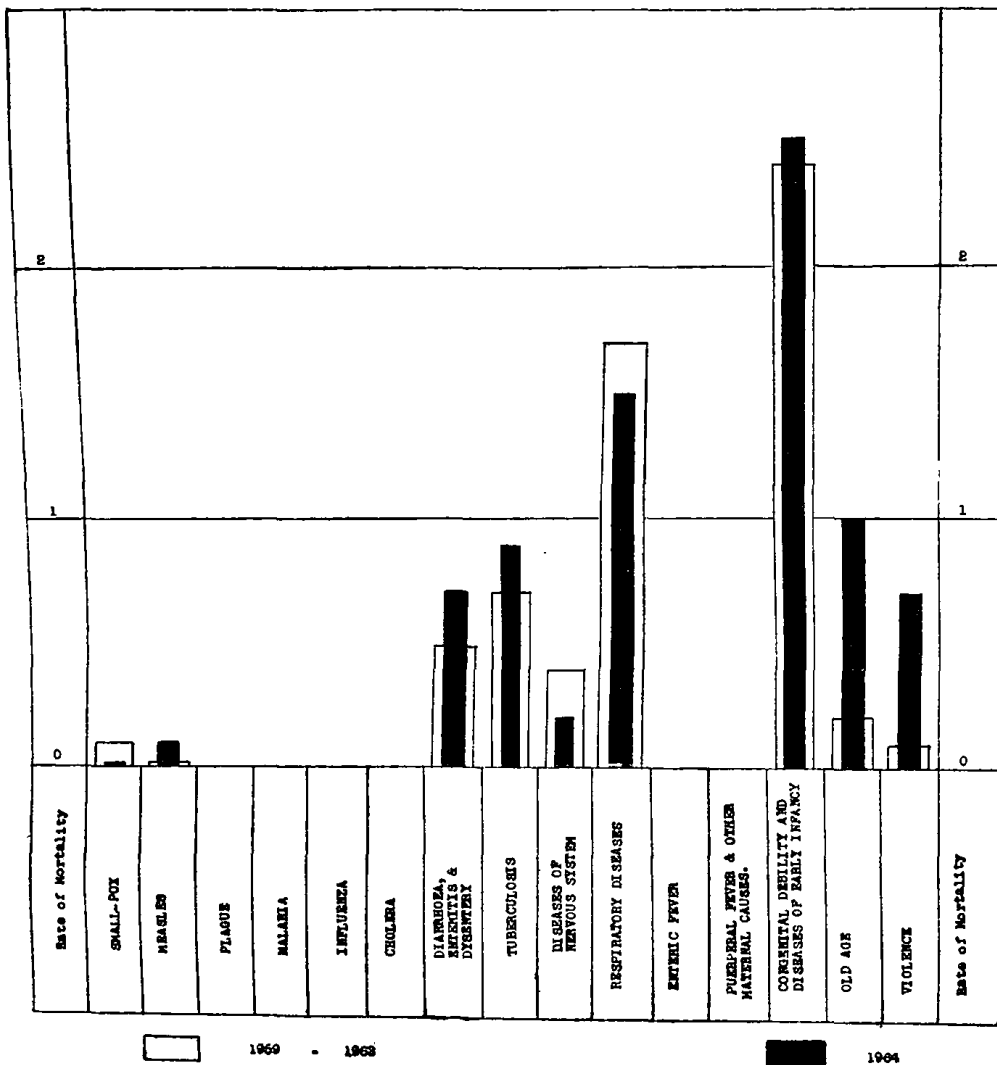


DIAGRAM D

DEATHS IN INFANTS PER 1000 BIRTHS IN BOMBAY CITY (1881-1964)

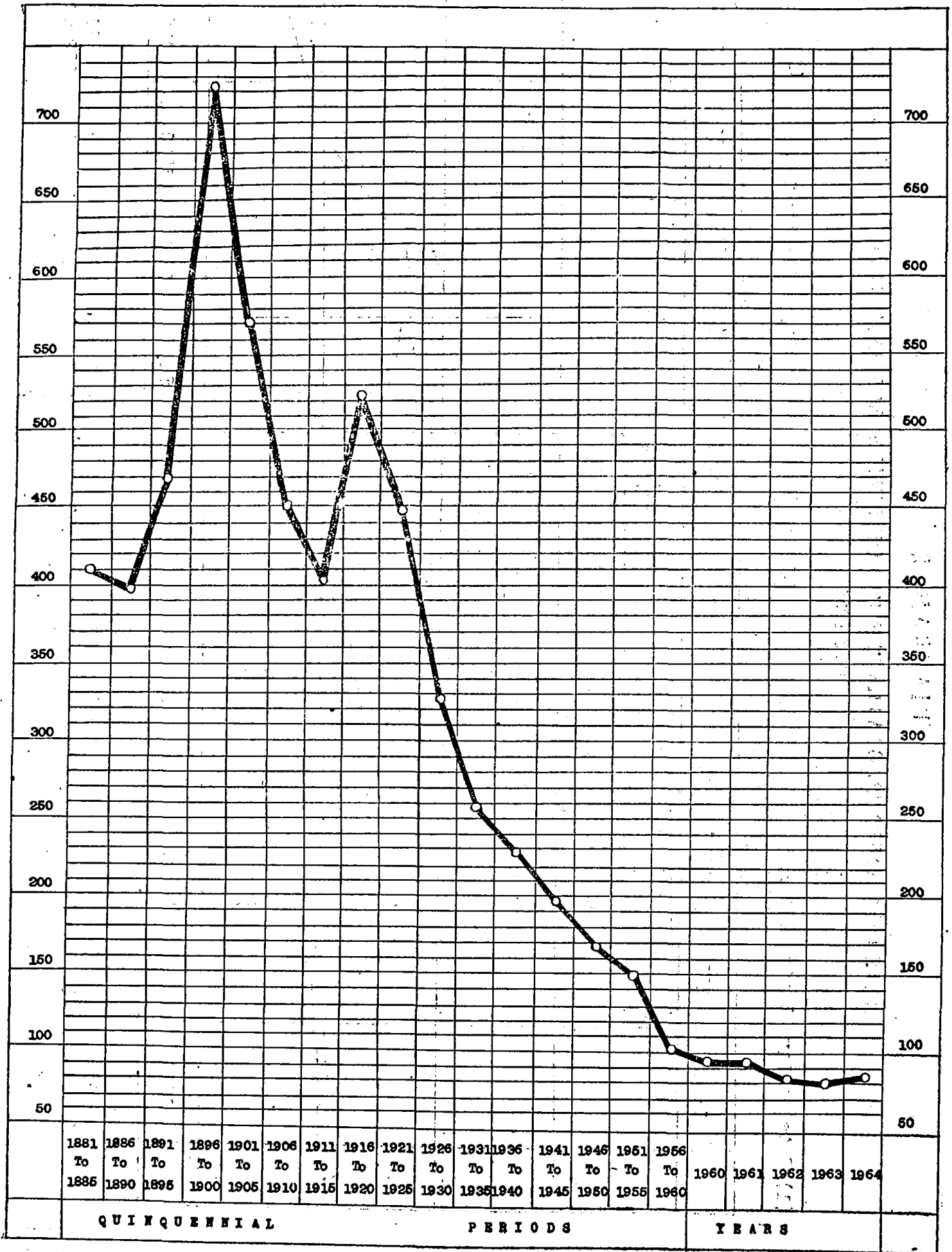
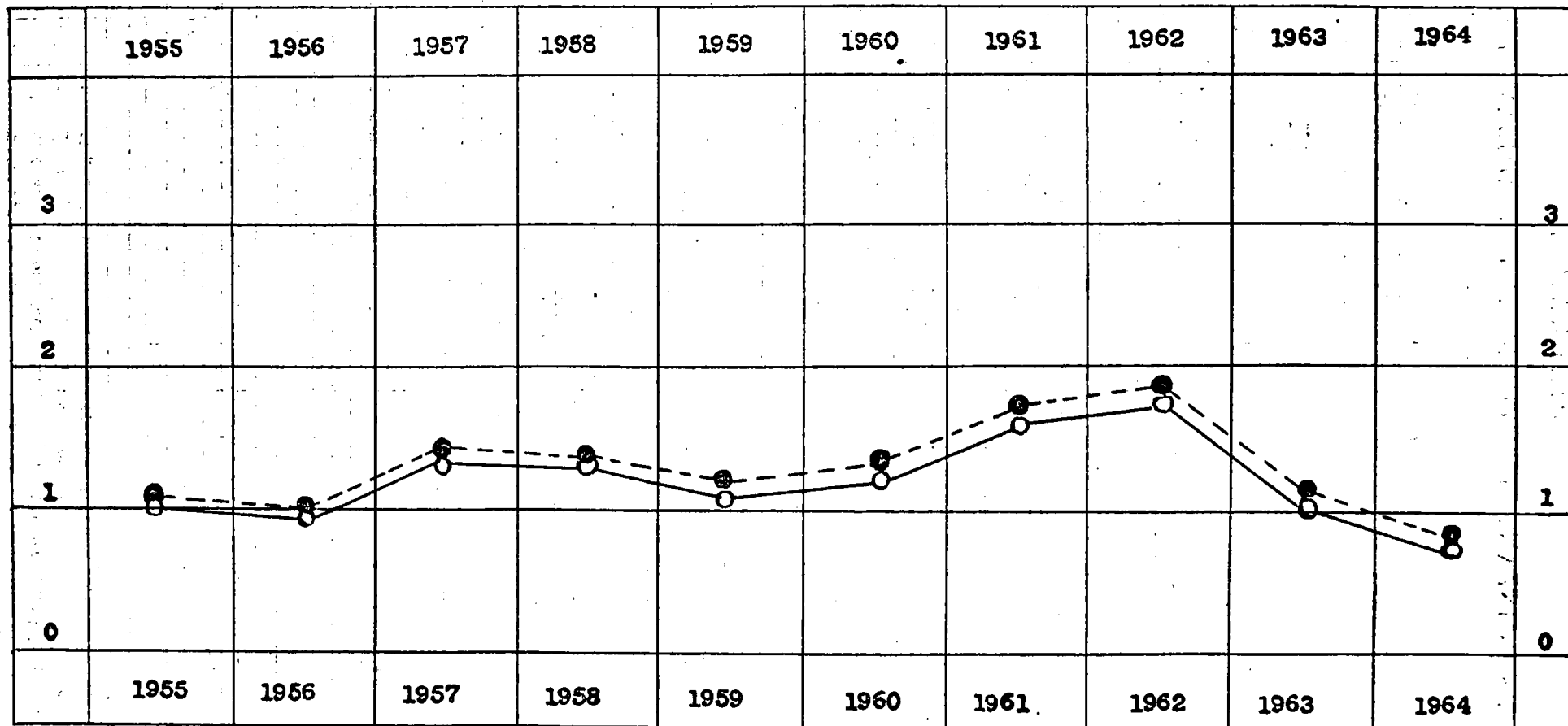


DIAGRAM E

RATE OF MATERNAL DEATHS PER 1000 OF BIRTHS (BOMBAY CITY) 1955-1964

(1) Rate on Live Births

Rate on Births including still births



Maternal
Deaths:
Births:
Rate (1) :
Rate (2) :

	67	67	97	97	135	155	221	233	147	116
	66575	64835	64526	67069	110273	107383	116337	121305	131831	132592
Rate (1) :	1.0	1.0	1.5	1.4	1.2	1.4	1.8	1.8	1.1	0.8
Rate (2) :	1.0	0.99	1.4	1.4	1.1	1.3	1.7	1.7	1.0	0.7

THERMOGRAMM

CLIMATIC CONDITIONS IN BOMBAY CITY IN 1964.

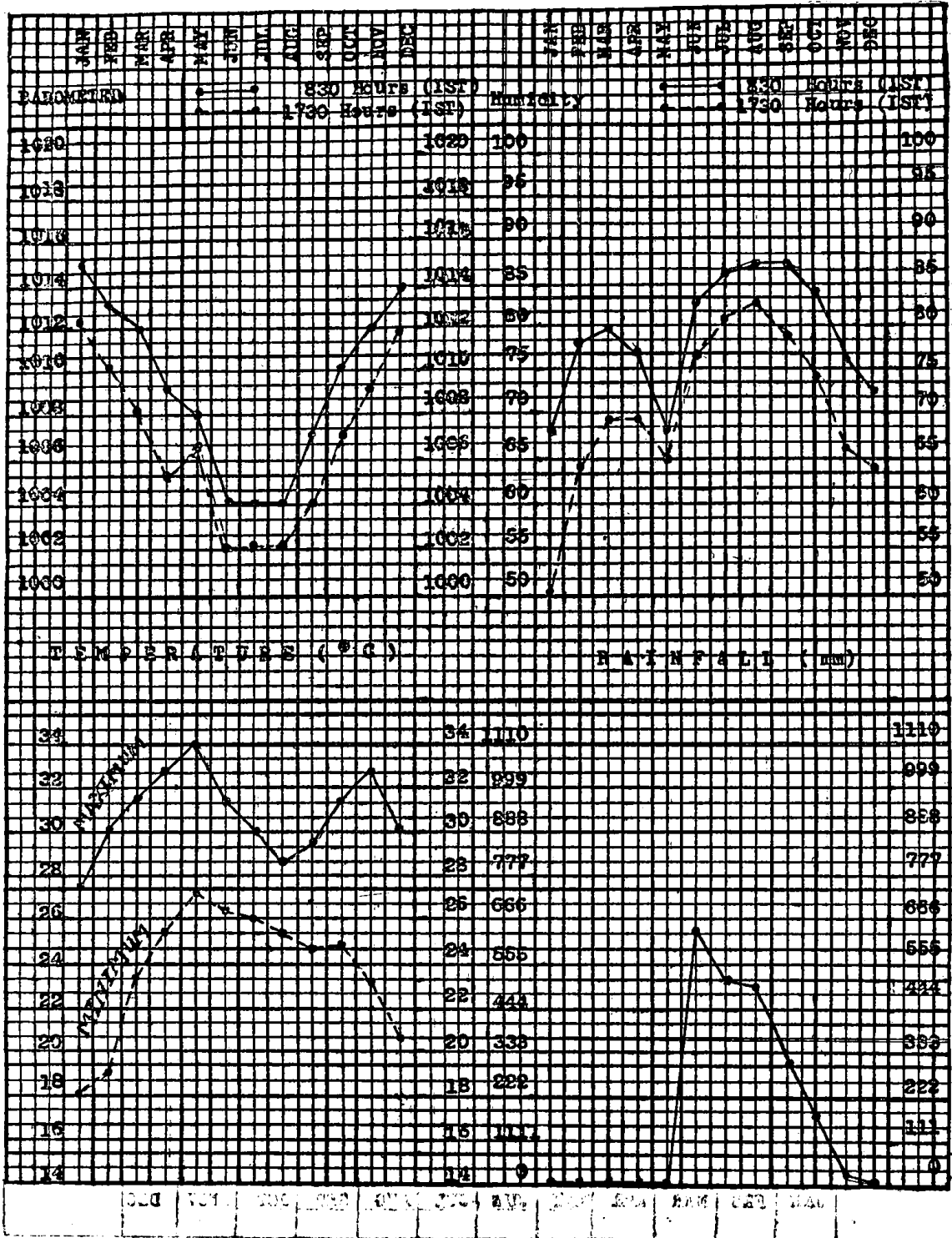
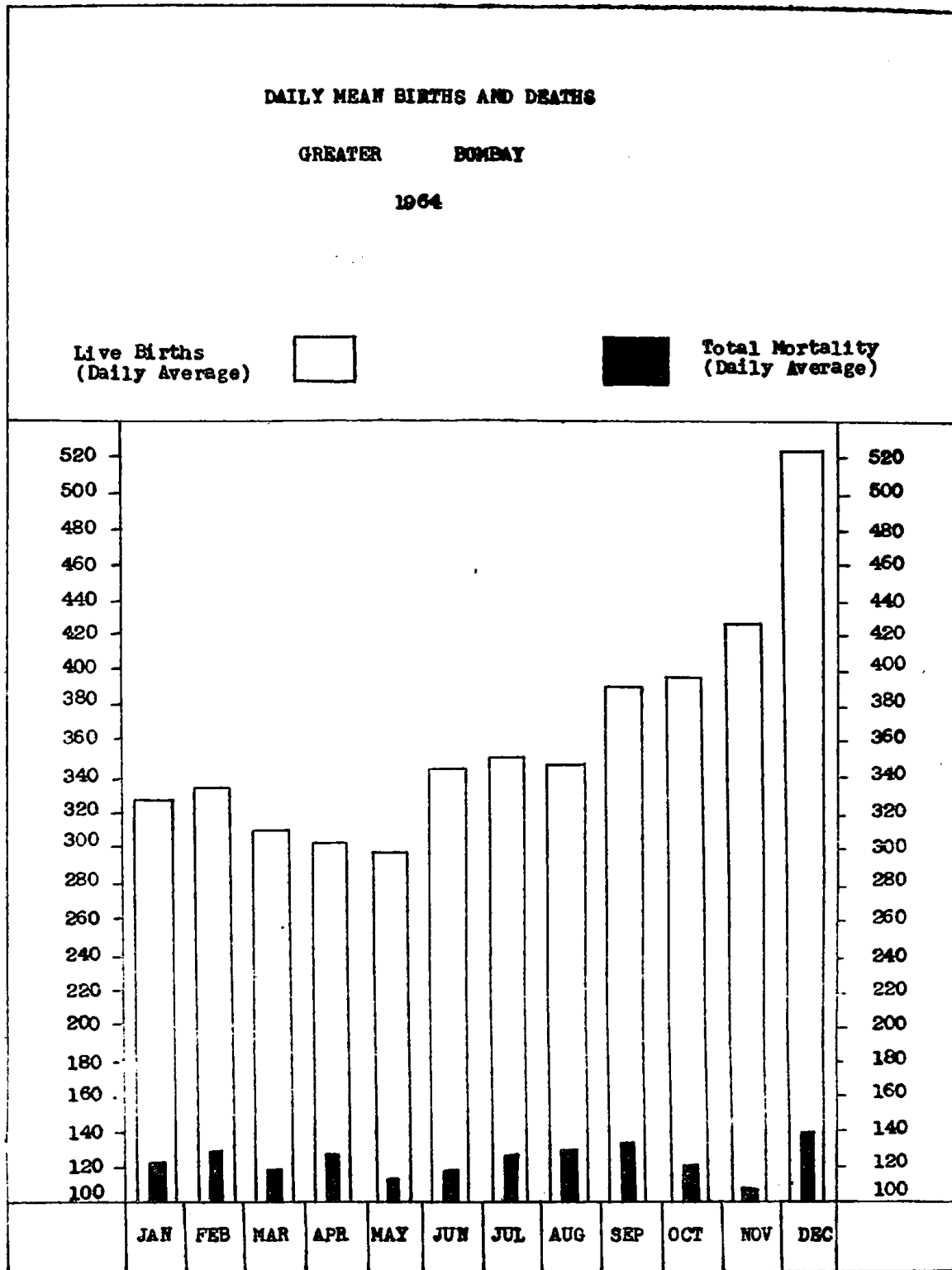


DIAGRAM F-1



Other anti-plague measures, namely (ii) Flea destruction, especially through D. D. T. dusting of rat holes and D. D. T. spraying of houses, etc., and (iii) thorough cleansing of areas, were also carried out.

Smallpox caused 562 attacks (including 77 originating in other local areas of India), and 211 deaths.

Cholera: As there was an outbreak of cholera in the adjoining areas of Greater Bombay Municipal limits and as a large number of admissions of Gastro-enteritis cases was reported in May-June, 1964, anti-cholera measures were tightened up. 52 cases of cholera were reported. Of these one case was directly admitted from Vithalwadi. All these recovered. House-to-house inoculations were carried out in the slum areas, institutions, factories, etc. in Greater Bombay. Cholera vaccine was supplied to the Medical Practitioners on demand, for carrying out free immunization of the public. During the year, 24,17,123 persons were inoculated against Cholera. Unwholesome and exposed food was destroyed. Wells were disinfected. Cleansing drive was also intensified.

Influenza was recorded as the cause of 18 deaths as against 27 in 1963.

Enteric Fever: The number of notified cases *viz.*, 570 including 26 originating in other local areas of India was 303 less than that in 1963. The total number of deaths was 44 as against 56 in 1963. 2,36,260 persons were inoculated with T. A. B. Vaccine. Other preventive measures including D. D. T. spraying as an anti-fly measure, surprise inspection of food establishments, etc., destruction of unwholesome food-stuff, propaganda, etc. were carried out as usual, besides treating all cases of Typhoid with chloramphenicol, etc., at the Kasturba Hospital for Infectious Diseases.

Acute Anterior Poliomyelitis caused 354 cases (39 originating in other local areas of India), and 59 deaths.

Diphtheria: 2,221 cases were notified. Of these 148 were originating in other local areas of India. 114 cases proved fatal.

Cerebro-spinal meningitis: One case was notified during the year.

Tuberculosis took a toll of 3,952 lives and the death-rate of tuberculosis was 0.9 per 1,000 of mid-year estimated population.

Examination of specimens of sputum sent by the medical practitioners was done free of charge at the Municipal Laboratory.

Cases of tuberculosis were admitted to the Municipal Group of Hospitals for Tuberculosis, at Sewri, which has an accommodation for 760 in-patients, besides 200 beds are reserved by the Bombay Municipal Corporation at the Sarvodaya Hospital. The cases directed by the 4 Clinics were admitted as per the waiting list maintained at the hospital outdoor department after examination by the Honoraries. A. P. and P. P. refills and screening were done at the Hospital and at the Clinics at Princess Street, Foras Road, Dadar and Khar. Advanced cases of T. B. are isolated at the 88 bedded Daftary Municipal Isolation Wards at Dadar.

Venereal Diseases: Contact Investigation Centre, follow up work and education.

The two medico-social workers one for the male patients and the other for female patients and the Clinic-Nurse, paid house-visits and helped in inducing the defaulting patients, married partners, suspected cases and contacts to attend the clinic, to take continued treatment and periodical check-ups. They impressed upon their minds the disastrous after-effects of this disease. Some female patients who were willing to be rescued were given aid and were rescued through the Association of Moral and Social Hygiene and the Vigilance Branch of the Police department.

The clinical diagnosis of all cases was confirmed by the latest methods of tests in the laboratory at this Clinic. Blood samples and urethral smears of patients sent by private medical practitioners were tested and examined microscopically and reports were sent to them confidentially and free of charge.

Latest and modern methods of treatment were followed at this clinic. Male and female patients were examined and treated in separate wings of the clinic, maintaining absolute privacy and secrecy.

Antibiotics like penicillin 'G' in oil, strepto-penicillin, acromycin and chloromycetin etc. were the drugs used in the treatment of venereal diseases.

Short-wave, ultra-violet and infra-red were done in all indicated cases.

Medical interns, private practitioners, health visitors, nurses, Ayurvedic students and Sanitary Inspectors' Class students were given instructions, demonstration and training in the control of venereal diseases.

595 samples of blood were received from Municipal Maternity Homes (400 ante-natal and 195 post-natal) for opinion. Out of these, 68 were positive for Kahn's or V. D. R. "L. Test. These positive cases were treated in the respective maternity homes for the convenience of the patients.

As many as 21,110 (19,135 males and 1,979 females) Venereal and 1,559 (726 males and 833 females) non-Venereal cases were treated during the year.

Out of 21,110 Venereal Cases, 7503 were syphilis, 6,693 were gonorrhoea and 6,914 were cases of non-syphilitic sores.

Leprosy: The Acworth Leprosy Hospital has been doing commendable work for over 74 years and is also conducting 9 clinics, 5 in the city and 4 in the suburbs, eight of which are maintained by the Greater Bombay Leprosy Control Scheme and one is attached to the Hospital. The hospital provides for isolation of 500 patients either voluntarily admitted or committed by the Magistrates, under the Leprosy Act. The figures of attendance

at the 9 clinics are given below:—

Name of the clinic	New cases	Old cases	Average daily attendance
A. L. Hospital Clinic	3,494	7,460	183.6
G. B. L. C. Scheme Clinics	1,489	5,315	257.25

The Corporation bears the entire cost of the Out-patient Clinic attached to the Acworth Leprosy Hospital and also the additional cost on account of—

- (1) 48 beds for the voluntary patients domiciled in Bombay.
- (2) Approximately 120-130 beds for the resident patients (domiciled in Bombay) committed under the Leprosy Act.
- (3) Domiciliary Services of Health Visitors.
- (4) Rs. 10,000 every year for Sulphone treatment to out-patients.
- (5) One-third of the recurring expenditure and the entire cost of Capital works such as construction etc. on account of the Greater Bombay Leprosy Control Scheme activities.

Six health visitors appointed by the Municipality including one for the Suburbs and 1 Medical Social Worker and 3 non-Medical Assistants, appointed by the Acworth Leprosy Hospital, and 7 health visitors and medical staff appointed under the Greater Bombay Leprosy Control Scheme are doing the important work of detecting cases of the disease among the contacts of the patients. The Medical Assistants in charge of the Municipal free dispensaries have also been specially trained for detection of early cases of leprosy.

The Leprosy Home at Trombay was also taken advantage of.

Malaria: There was one death of Malaria during the year 1964. Inspections for detection of mosquito breeding places and destruction of breeding detected, were carried out. The urban Vector—A. Stephensi (larvae) was detected in an iron drum in E. Ward, during the year. Action was taken against the house-owners to enforce anti-mosquito measures.

Wells: 17 open wells and 5 Hermetically cap-covered wells were filled in and 4 open wells and 7 partially open wells with trap doors, were rendered hermetically cap-covered.

All the retained wells except a few, were stocked with gambusia fish, replenished every 6 months or oftener when found necessary.

Cisterns: The total number of cisterns in the Greater Bombay was 1,18,842 (city: 89,874; suburbs: 26,361 and extended suburbs: 2,607).

Overhead cisterns: All the 242 overhead cisterns on mills and other similar premises were maintained in a mosquito-proof condition.

Mill tanks: There are 80 mill tanks in the Greater Bombay which are periodically inspected and necessary measures to prevent or destroy mosquito breeding in them adopted promptly. Some of these mill tanks were kept under insecticide treatment also. Many mill tanks continued to be in disused condition and misused for dumping refuse.

Precautions against yellow fever: Campaign against Aedes Aegypti mosquito, the vector of yellow fever was continued throughout the year. The Stegomyia index had not risen over 0.2 per cent. which was within the margin of safety.

Insecticide Services: Fly and other insect-pests likely to cause nuisance were reduced as a result of regular anti-fly and other disinfection measures adopted by the Insecticide Branch squads.

Filariasis: An entomological survey to assess and delimit the transmission of filariasis by mosquitoes was continued during the year. Radical measures to liquidate the breeding places of Culex Fatigans by provision of sewers are in progress in all the urbanised areas in the Suburbs.

Private treatments on payment of fees: This work was continued and insecticide squads operated in all the wards of the Greater Bombay. A sum of Rs. 1,41,500 was received as fees for rendering these services.

Insecticide Fogging Operation: Insecticide fogging operations were carried out throughout the Greater Bombay with the help of three squads covering all the areas where insect infestation was high.

National Malaria Eradication Programme: Both the Suburban units continued their working during the year. These areas under the scheme were covered by both active and passive surveillance. Blood smears collected daily were examined at the Surveillance Laboratory at Andheri and results were conveyed to both active and passive agencies.

Blood smears examined by the Laboratory Technicians were also checked by the Unit Officers and Assistant Health Officer and 2.5 per cent. and 5 per cent. of the total monthly collection were sent to Baroda and Thana for cross-checking to eliminate the possibility of missing any positive case.

On detection of a positive case, radical treatment was given to the patient and epidemiological investigation was carried out. Focal spray was also carried out by the Insecticide Branch. Three 'mass' surveys were carried out, at an interval of a month, in the locality where the positive cases were detected, to find out whether the positive case had transmitted the infection in the locality. Follow-up of each positive case was carried out by taking blood smears every month, for 8 successive months to ascertain the results of radical treatment. In case of an imported case, the respective unit of the State was alerted to take precautionary measures.

Nomadic tribes appearing in the suburbs and extended suburbs were also screened and blood smears from each member of the group was collected for examination of malaria parasites and if a positive case was detected, he was treated immediately. A certificate was issued to them regarding their blood examination for the information of the other units of their visit.

The Surveillance Unit during the year was placed in 'pre-consolidation' phase by the Government on the recommendation made by an Independent Appraisal Team. The medical institutions which were partly covered in 1963 were fully covered in 1964. Watch was also kept on the professional blood donors to prevent them from becoming carriers of malaria parasites. The Surveillance staff was in constant touch with the Medical Practitioners to get information about the fever, patient attending their dispensaries.

(5) HYGIENE

The Maternity and Child Welfare services were rendered through the 17 Municipal Maternity Homes and 28 Maternity and Child Welfare Centres. The schedule bed strength of the 17 Maternity Homes was 506, 36,512 deliveries were conducted at the 17 Maternity Homes during the year. The average stay of mothers in the Maternity Home was 5 days.

Domiciliary care was rendered to impart health education and to carry out health propaganda amongst mothers. The mothers were also guided how to bring up their babies well and persuaded to take advantage of the services at the centres. The Medical Officers in charge maternity homes also paid domiciliary visits to supervise and guide the Health Visitors in their work.

Institutional care included ante-natal, natal, post-natal, infant and pre-school age child care, follow up work and health education, propaganda through posters, leaflets, group talks, demonstrations and film-shows, etc.

During the natal period, each mother was explained importance of family planning.

Milk was given free to the poor and needy expectant and nursing mothers three months before and three months after delivery at the six main clinics. Poor mothers who delivered at their homes were also given help in the shape of milk.

Arrangements for the post-mortem examination in cases of certain deaths occurring in the Municipal Maternity Homes exist at the B. Y. L. Nair Hospital.

B. C. G. Vaccination was given to 26,149 new-born babies at the 17 Municipal maternity homes after obtaining consent of their parents.

Well-Baby Clinics were conducted at the Maternity Homes at Imamwada, Chembur and Rajawadi, and at the K. B. Bhabha Hospital, Bandra and Kurla, and Paediatric Centres were conducted at the Maternity Homes at Victoria Road, Bellasis Road, and Naigaum. The paediatric centres were conducted with a view to (i) produce a service to the community in which efficient, effective and comprehensive paediatric care can be given outside the hospital by (a) promoting good growth and development, (b) Immunisation facilities, (c) Teaching family and community health, (d) Teaching improved nutrition.

(2) to reduce the load of hospital outpatients' departments by referring cases for different medical care and (3) to provide a teaching field and educational experience in an urban centre for Doctors, Nurses and allied workers.

Immunisation: Infants and children aged 6 months and above were immunised with triple vaccine at the maternity homes. Polio vaccine was given to the infants and children upto the age of 6 years at the maternity homes.

Family Planning: Advice on spacing of births was given by the Lady Doctors to married women at the Family Planning Clinics. Health Visitors paid domiciliary visits for follow-up and propaganda.

Since August 1964, investigations into the causes of maternal deaths have been undertaken.

School Health Work: (1) *Medical Inspection of school children:* The total number of pupils in standards I to IV and V to VII in 503 schools, including classes in the city was 1,96,415 and 81,063 respectively.

The medical inspection was conducted in 525 schools (including 66 schools which were not examined in the previous year) by the Assistant Medical Officers (Schools) and medical examination of 85,417 children (44,759 boys and 40,658 girls) studying in standards I and III as well as of those from standards II and IV who had remained unexamined during the previous year was done during the year under report.

72,993 children were found defective. The defects noticed were communicated to the guardians of the pupils. The total defects noticed amongst the children were 1,70,360. The guardians of 2,089 children were interviewed by the Assistant Medical Officers (Schools) and were explained the necessity of their wards' undergoing clinical and dispensary treatment.

The percentage of defective children to the total number of children examined *i.e.*, 85417 as compared with that of last year (1963) is shown below:—

Total number of Children examined in the year 1963 75,641.		Total number of Children examined in the year 1964 85,417.
53.17	1	General Debility 53.44
50.94	2	Dental (Mouth and Teeth) 48.93
39.16	3	Enlarged Glands 38.27
27.65	4	Throat 26.74
7.84	5	Nose 8.10
6.43	6	Contagious disease 5.61
6.47	7	Eye (External) 5.41
5.10	8	Other diseases 4.25
1.70	9	Ear 3.68
1.47	10	Deformities of bones & Rickets 1.83
1.19	11	Eye (Vision) 1.42
1.11	12	Lungs and Tuberculosis 0.94
0.87	13	Heart and circulation 0.74
0.03	14	Spleen 0.01

(2) *Correction of defects*: 3,381 new and 17,911 old cases with major ailments were treated at the School Clinic conducted at the K. E. M. Hospital and 868 cases with minor ailments were treated in the Municipal dispensaries. 2074 children were referred to the Honoraries of the Out-patients Department of the K. E. M. Hospital for expert opinion. 112 cases of tonsilitis were operated at the school clinic and 74 cases were operated at the E. N. T. Hospital. 856 children suffering from scabies, ringworm and boils were treated in the schools by the Assistant Medical Officers (Schools). All the Municipal schools were supplied with emergency outfit. 291 new and 2829 repeated cases with dental defects were treated at the Nair Hospital Dental College. 260 children were supplied with spectacles free of charge. 19 children suffering from infectious skin diseases were disallowed from attending schools and their parents were advised the importance of regular treatment.

Screening of 142 suspected T. B. cases was done at Municipal T. B. Clinics out of whom 2 children who were suffering from tuberculosis were admitted in the Group of T. B. Hospitals for treatment. 10 children were supplied with the isoniazid tablets as prescribed.

(3) *Follow-up work*: 2,553 domiciliary visits and 578 re-visits were paid by the School Health Nurses to guide the guardians of ailing children as regards care and diet, etc. of their wards.

(4) *Health education*: 543 and 1394 health talks were given in schools by Assistant Medical Officers (Schools) and School Health Nurses respectively. With a view to improve school health services, 29 meetings of parents and teachers, were organised in the school premises when educational films were shown as well as informative talks were given.

Health ministry was formed in selected Upper Primary Schools.

Health trophy was awarded to first 2 schools which were judged the best.

The first one or two children from each class whose cured highest number of marks during Health parade were given prizes as an encouragement to their health habits.

(5) *Supply of toned milk to the ailing children*.—During the year under report, 12,444 ailing children attending the school clinic at the K. E. M. Hospital and 2,698 children attending the dental clinic at the Nair Hospital Dental College were supplied with pasteurised toned milk, 200 ml. each.

(6) The child welfare centres at the J. J. Group of Hospitals and the St. George's Hospital which are part of the World Health Organisation Nursing Education Project, assisted the Medical Inspection Branch in the health programme in four municipal schools located in the hospital compound where 112 and 860 children were treated respectively.

Besides this 201 children (90 boys and 111 girls) of Standard I and III were examined by Dr. V. N. Panse, Professor of Preventive and Social Medicine attached to the Topiwala National Medical College.

(7) *Immunization*: P. T. A. P. Inoculation:—During the year, 21,146 and 4,558 children below 10 year of age were immunised with P. T. A. P. 1st and 2nd dose, respectively.

T. A. B. Inoculation: 1,21,869 children of standards I to VII from the Municipal schools were inoculated against Typhoid and 11,967 children were given combined vaccine of T. A. B. and Anti-Cholera.

4,124 children were immunized with T. A. B. by the Mobile Health Unit.

Vaccination: 96,225 children were re-vaccinated.

(8) *Emergency care*: First aid was rendered at the time of sports, mass drills and scout rallies, sharad utsav, etc. organised by the Municipal education department.

(9) *Mobile Health Service*: The Mobile Health Unit which functioned from 21st July 1964 under the supervision of Dr. D. N. Pai, Professor of Preventive and Social Medicine, Seth G. S. Medical College, assisted the medical inspection branch by conducting medical examination in 28 municipal schools and 19,789 children (14,068 boys and 5,718 girls) of standards I to VII were examined.

(10) In the Suburbs and the extended suburbs, 32,687 pupils were examined (18,222 boys and 14,465 girls) from 189 schools including classes of whom 14,905 boys and 11,862 girls were found to have one or more physical ailments. In the total 70,774 defects detected, the percentage for individual defects worked out as follows:—

Defects	Percentage	
	Suburbs	Extended suburbs
(1) General debility	32.1	27.67
(2) Oro-Dental (mouth and teeth)	18.87	15.68
(3) Throat	19.27	12.3
(4) Skin	2.17	3.61
(5) Enlarged glands	17.4	22.44
(6) Eye (external)	3.07	4.54
(7) Eye (vision)	0.79	0.60
(8) Heart circulation	0.47	0.50
(9) Lungs including T. B.	0.47	0.78
(10) Nose	4.02	7.22
(11) Nervous system	0.03	0.01
(12) Mental capacity	0.06	0.12
(13) Ear	0.74	0.07
(14) Leprosy	0.05	0.07
(15) Spleen	0.09	0.08
(16) Deformities of bones and rickets	0.33	0.31
(17) Spleen	0.09	0.19

85 pupils suspected to have leprosy, skin patches, etc. were referred to either Acworth Leprosy Hospital or the clinics, for expert opinion, confirmation of diagnosis and treatment. 27 were found to be suffering from leprosy of neural and lepromatous type. They were prevented from attending schools and followed up at the clinics.

The Assistant Medical Officers contacted 776 parents and explained the necessity of rendering medical treatment to their children. 461 children were given first-aid. The Municipal primary schools were supplied with emergency outfit including medicaments to treat scabies, ringworm and render first-aid. The Assistant Medical Officers and School Health Nurses gave 865 health talks. School Health Nurses were supplied with health education kits. Sanitary defects in school premises were reported to the concerned departments for rectification.

Minor ailments were treated at the nearest municipal dispensaries and the Babha Hospitals at Bandra and Kurla. Cases with major ailments were directed to the Lokmanya Tilak Municipal General Hospital at Sion.

Number of cases treated in different departments are as under:—

(1) Medical	23
(2) Ophthalmic	129
(3) Aural	190
(4) Skin	6
(5) Dental	4
(6) Surgical	1
(7) Screening	35

A total number of 6,456 pupils were vaccinated against Smallpox, and 18,109 against typhoid.

(7) MEDICAL RELIEF

Municipal General Hospitals: The Public Health Department conducted four small general hospitals in the Suburbs and Extended Suburbs.

Municipal Free Dispensaries: The number of new cases treated at the 58 dispensaries and 9 mobile dispensaries was 15,94,175 (8,08,975 males and 7,85,200 females) as against 14,86,722 in 1963. The total attendance was 61,37,267 as against 56,05,259 in 1963 including visits by the dispensary medical officers to patients at their homes.

Clinics for Women and Children: were conducted by three part-time Lady Doctors at 6 Municipal dispensaries for two hours thrice a week. The number of new cases treated was 3274 (2959 women and 315 children) as against 4068 in 1963. The total attendance was 25,540. These figures include visits by the Lady Doctors to patients at their homes. At the 28 Maternity and Child Welfare Clinics, 84,721 new cases (67,243 women and 17,478 children) were treated. The total attendance was 2,70,288.

The Eye Dispensary and Hospital At Kamathipura were attended by 2 Honorary Ophthalmic Surgeons by turns. The out-patients' department remained open every day from 7 a. m. to 10-30 a. m. except on Sundays and Holidays. The hospital had an accommodation of 20 beds for males and 20 for females with an operation theatre and a full-time resident Nurse. The total number of new cases treated at this institution was 22,510 as against 22,102 in 1963. The total attendance was 72,127 as against 76,626 in 1963. The number of indoor patients amongst the new cases and amongst the total attendance were 961 and 11,986 respectively.

The Medico-Social Unit which was established in April 1957 at Kherwadi, Bandra by appointing a Medico-Social Worker, in order to carry out an integrated practice of medicine based on the family and community as a Unit continued working. The medical personnel specialising in different fields of medicines and working at the Kherwadi Family and Community Health Centre a voluntary social organisation, rendered honorary services at our Unit.

Ambulance Services: Ambulances are stationed at the two Central Places *viz.*, one at the Municipal Maternity Home at Andheri on West and the other at the dispensary at Rajawadi, Ghatkopar on the East. The ambulances under the Fire Brigade also attended to medical, maternity and accident cases. The ambulances and hearses under the City Engineer's Department removed cases of infectious diseases and dead bodies respectively.

(8) HEALTH PROPAGANDA AND EDUCATION

The health propaganda and education was carried out through the Publicity department.

(6) MUNICIPAL LABORATORY

The Laboratory received 29,724 samples as against 31,218 in the preceding year. Categorywise, they arrange themselves into the following groups:-

I.—Chemical examination :

(1) Food (i) prevention of Food Adulteration Act	6,513
(ii) Other than P. F. A. Act	14,97
(2) water samples	1,280
(3) License Department	839
(4) General Stores	190
(5) W. W. Department	89
(6) Hospitals	947
(7) Miscellaneous	62
Total	11,417

II.—Bacteriological Examination :

(1) Water—(i) From city and suburbs:	14,174
(ii) From Bombay Port Trust area	439
(2) Disinfectants	16
(3) Vaccines	38
(4) Foods	2,579
Total	17,246

III.—Clinical Examination :

(1) Urine	236
(2) Blood—for general examination	668
(3) Stools	110
(4) Semen	47
Total	1,061

The water-sampling programme continued as usual and samples were collected daily (except on Sundays) from all the wards, the sampling points in each ward being changed on successive days, in a fortnight.

140 milk samples were examined from the Government milk distribution centres. They included 64 of toned milk, 14 of double-toned milk, 61 of whole-milk and 1 of cow's milk.

The Municipal Analyst attended courts in the city on several occasions to give evidence in 20 cases under the Prevention of Food Adulteration Act and Bombay Municipal Corporation Act. The additional Public Analyst attended Courts on 3 occasions to give evidence in the cases under the Prevention of Food Adulteration Act, 1954.

I.—Chemical :

(1) Samples of food-stuffs examined chemically were 8,782. Out of these 6,513 were examined under the Prevention of Food Adulteration Act, 1954.

(2) Of the 1,280 samples of water examined, 285 well-water samples and 317 water samples collected from other sources were found to be unfit for potable purposes.

(3) One Thousand Two Hundred and Fiftythree samples of different kinds such as soap, paints, varnishes, articles of stationery, (i. e. various kinds of inks and gums), drugs, chemicals etc. were received from different departments and from members of the public.

II.—Bacteriological :

(1) Of the 14,663 samples of water from city and suburbs examined, 403 well-water samples and 1,841 water samples collected from other sources were found to be unfit for potable purposes.

From the Bombay Port Trust area, 439 samples were collected and none was found to be unfit for potable purposes.

(2) Sixteen samples of disinfectants were examined to determine the Rideal Walker Co-efficient.

(3) 38 samples of vaccine lymph were examined and all were found to be free from Pathogenic bacteria.

(4) Out of 2,579 samples of food-stuffs examined, 432 were found to be unfit for human consumption.

III.—Clinical :

(1) Out of 236 samples of urine examined, 18 samples were received from private individuals and 218 from Municipal institutions.

(2) 668 samples of blood were examined.

(3) 157 samples of miscellaneous nature such as stools, semen, etc. were also examined.

(4) (A) KASTURBA HOSPITAL FOR INFECTIOUS DISEASES

Sane Guruji Road, Bombay, 11.

Admissions : During the year, 22,348 patients suffering from various acute Infectious and Communicable diseases except Tuberculosis and Leprosy were admitted in the hospital as against 17,198 during the previous year. They included 644 of Smallpox, 447 of Enteric Fever and 2,595 of Diphtheria. There was a sudden and heavy outbreak of "Gastro-enteritis" during May and June the total admissions being 6,116 and the daily average number of patients 449. The case fatality rate in the total admissions was 3.1 per cent.

Smallpox : In total of 644 cases admitted in this hospital, 208 died giving a case fatality rate of 32.2 per cent. Excluding 70 deaths which occurred within 48 hours of admission of cases in a moribund condition, the case fatality rate was 21 per cent only. December was the heavy month for admissions. Administration of broad-spectrum antibiotics and steroids did not have uniform effect in respect of clinical course of illness, but had encouraging results as far as the incidence of secondary complications were concerned.

Diphtheria : The total number of cases admitted during the year 1964 was 2,595 including 374 cases found negative on laboratory investigation. Out of these, 97 proved fatal. The case fatality rate was 3.7 per cent. Excluding the 58 moribund cases that died within 48 hours of admission, the case fatality rate was 1.5 per cent. The operation of tracheotomy was required to be performed at this hospital in 89 cases of Diphtheria with laryngeal obstruction, 21 of whom succumbed to the disease. Six were transferred to this hospital from other institutions after tracheotomy operation, out of whom 2 succumbed. Cases were admitted from all parts of the city, predominantly from Byculla, Parel, Lalbaug, Girgaum etc. localities.

Broad spectrum antibiotic viz. Erythromycin along with steroids particularly Prednisolone was administered in secondary laryngeal and Bull's neck variety cases with severe toxæmia. These antibiotics and steroids helped to reduce the fatality rate of the disease.

The highest incidence of the disease was in the age-group of 2 to 5 years. The youngest patient admitted was a male child aged 2 months and the oldest a male aged 75 years. Both were discharged cured.

A centre was started at this hospital in June 1955 for the active immunization with P. T. A. P. of the contacts of diphtheria cases. By the end of the year, as many as 7,293 persons took advantage of the centre.

Enteric Fever : Admissions during the year numbered 447 as against 792 during the previous year. All these cases were confirmed by Widal Test in rising titre and /or by isolation of organisms from clot culture.

September was the peak month for admissions. Meningeal symptoms developed in 20 cases and 13 had a relapse. Signs of intestinal perforation were detected in 5 cases which were transferred to the General Hospital for further treatment.

11 cases proved fatal, giving a case fatality rate of 2.4 per cent. Excluding 4 deaths which occurred among the cases admitted in a moribund condition and within 48 hours of their admission, the case fatality rate was 1.6 per cent.

Special treatment:

1. High caloric diet was given to all cases (except when it was contra-indicated due to abdominal complications such as distension, diarrhoea, haemorrhage, perforation, etc.) A satisfactory response to this diet therapy was shown in all cases by way of improvement in general condition within 24 to 48 hours, reduction in complications and also shortening the convalescence.

2. Whole blood transfusion was given in 3 cases who had intestinal haemorrhage, all of whom recovered.

3. Chloramphenicol was administered orally to all the cases. Injection Chloramphenicol along with steroid was also administered to cases who were in a very toxic and delirious condition and unable to take the drug orally.

The highest incidence of the disease was found in the age group of 21-30 years. The youngest patient admitted was a female child of 4 years and the oldest—a female of 70 years. Both were discharged cured.

Cholera: There was a heavy incidence of Gastro-enteritis in the months of May and June. Total number of cases admitted during the year were 6,116 out of whom 137 died, giving a fatality rate of 2.2 per cent. Excluding 105 cases who were brought in a moribund condition and died within 48 hours of admission, the case fatality rate was 0.5 per cent.

Out of the total number of Gastro-enteritis cases, 52 proved bacteriologically as of Cholera. None of them died. Of 1 was imported from outside.

All the remaining cases were neither clinically nor bacteriologically nor epidemiologically positive for Cholera. The incidence was high during the months of May and June.

Anterior Poliomyelitis 246 cases of Poliomyelitis were admitted, 15 were of Bulbar variety, 12 of Spino-bulbar and the rest of Spinal variety. 18 cases proved fatal, of whom 8 belonged to Spinal variety, 7 to Bulbar variety and 3 to Spinobulbar variety. These deaths were due to Respiratory paralysis except 2 which were due to Encephalitis.

Other Diseases: Of the 477 cases of Measles, 357 of mumps, 1,119 of chicken-pox admitted, 51 of measles, none of mumps and 10 of chicken-pox proved fatal. Majority of the cases were from children's Home, Convents, etc. The deaths were generally due to the complications of Broncho-pneumonia and/or Encephalitis. Of the 51 fatal cases, 21 were admitted in a moribund condition and died within 48 hours of admission. 1067 cases of Infective Hepatitis were admitted, out of whom 38 proved fatal due to Hepatic coma. 13 of the latter cases were admitted in a moribund condition and died within 48 hours of admission. There was no case of Plague and C. S. Fever admitted during the year.

The Welfare Centre for the labour staff carried out its activities satisfactorily. The Works Committee could not be held and the Peshi Committee was not in existence during the year due to the withdrawal of the recognition of Municipal Mazdoor Union since September 1963.

Teaching: Instructions in Infectious Diseases was given to 407 M.B.B.S., D.A.S.F., Homoeopath and 54 post-graduate students, preparing for the examination of Diploma in Child Health and Diploma in Public Health.

Student Nurses, Nurses, Health Visitors, etc. from different institutions in Bombay also received instructions in nursing management of Infectious Diseases and Infectious Diseases Hospital.

322 Interns were given training in Infectious Diseases.

Members of the Medical staff took advantage of the Medical Library and the recreation facilities provided at the hospital.

Blood Transfusion: Instead of supplying donors, sealed bottles containing blood of different groups were supplied by the Bombay City Red Cross Blood Transfusion Service which were stored in the Laboratory at this hospital, so that blood was available for transfusion at any time.

Nurses' Welfare Fund: The total amount received during the year was 'nil' as donation; and Rs. 96 as subscription from the members of the nursing staff and the balance at the credit of the Fund at the end of the year was Rs. 2,283.34.

Expenditure: The total expenditure during the year was Rs. 21,40,499 as against Rs. 16,89,066 during the previous year.

4 (B) VACCINATION

Smallpox was sporadic during the year. The attacks and deaths numbered 562 (including 77 originating in other local areas of India) and 211 respectively. The incidence was high during December. Vaccination drive was intensified. Additional staff of 60 vaccinators with Vaccination Karkoons and Labourers were appointed to check and prevent the spread of the incidence.

11,85,109 persons were vaccinated, of whom 1,39,093 were primary vaccinations and 10,46,016 were re-vaccinations. Of the children primary-vaccinated, 1,16,120 were born in Bombay.

DIAGRAM G-1

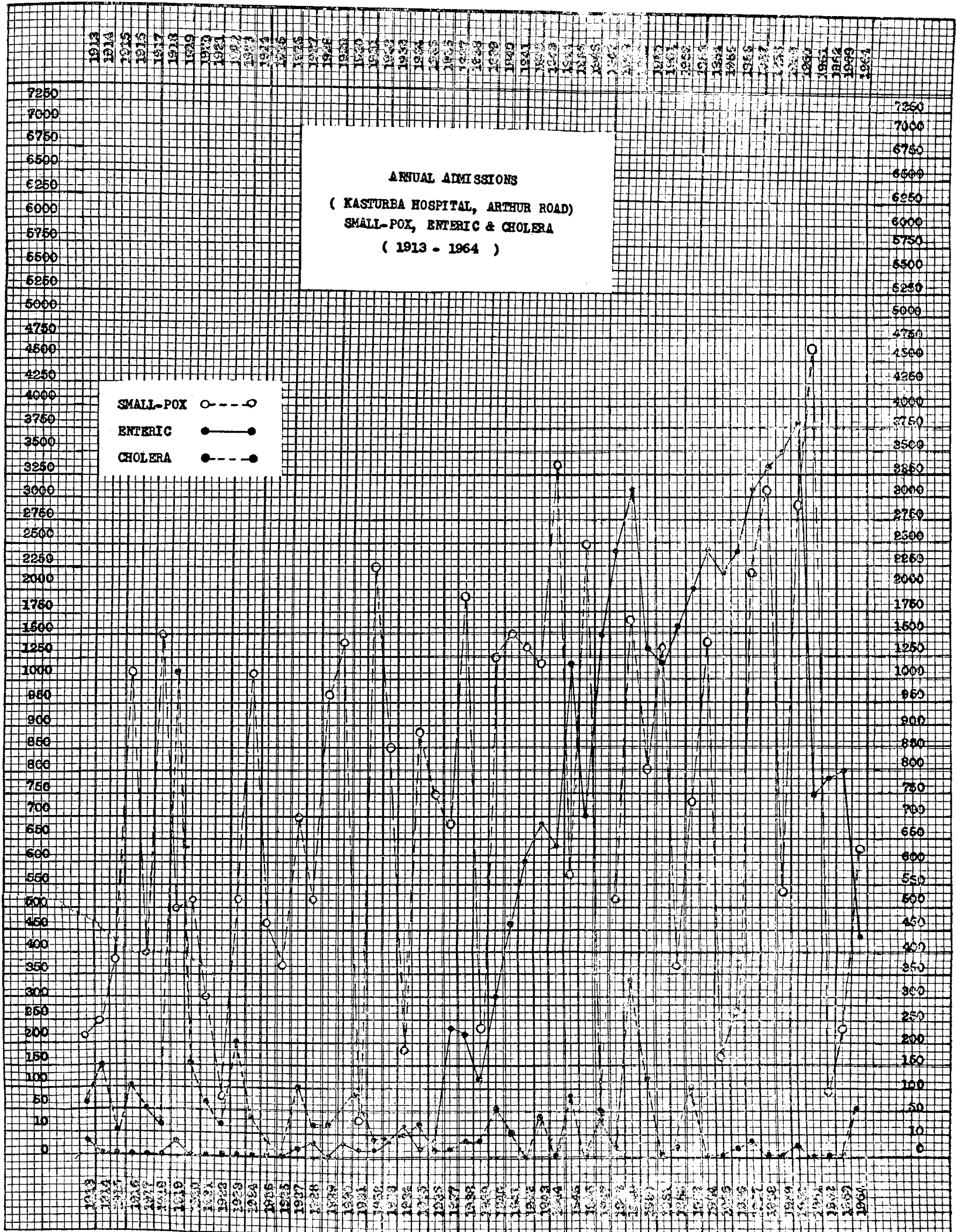
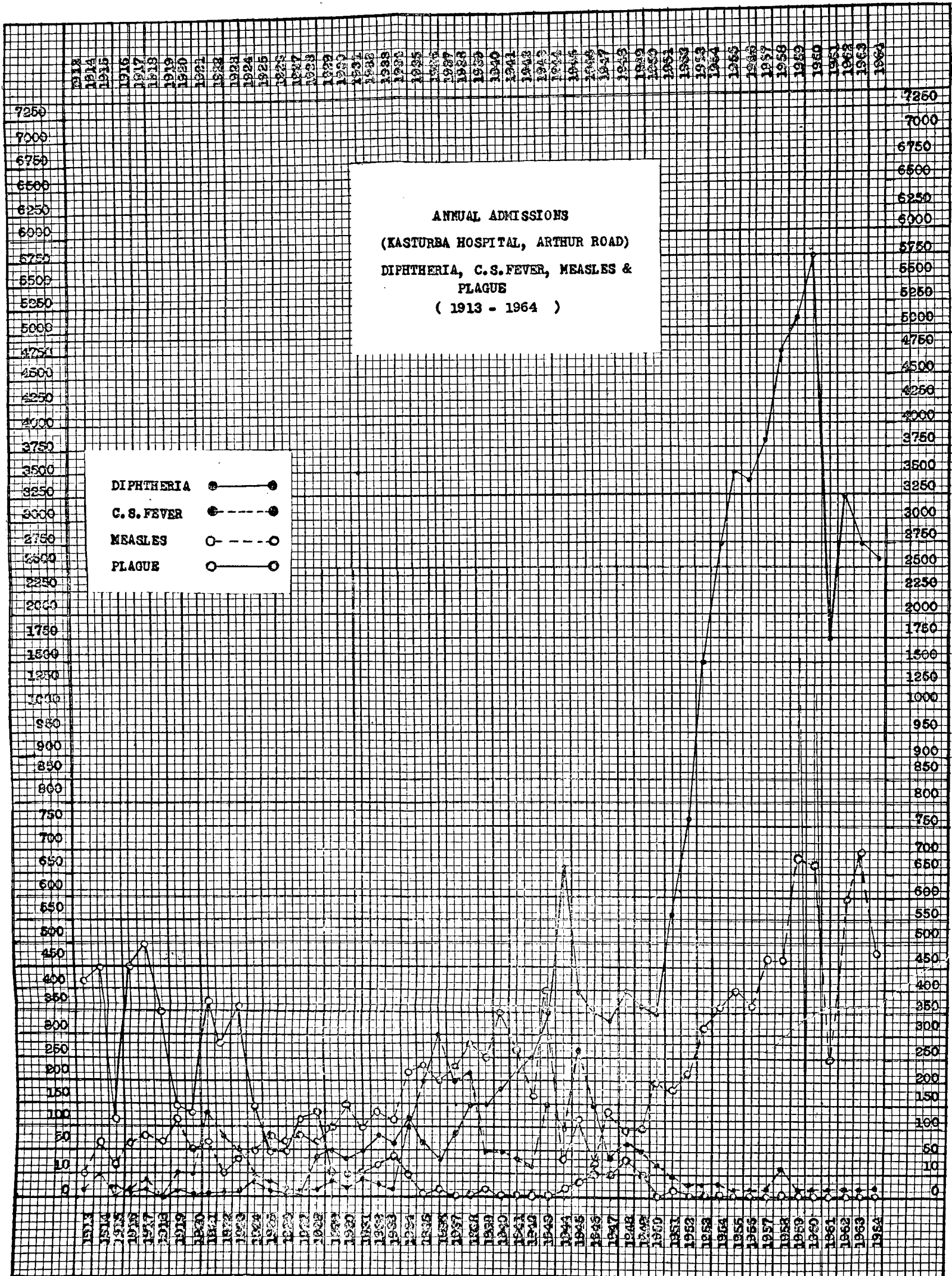


DIAGRAM G-2



The total births registered from July 1963 to June 1964 were 1,33,669 of whom, 1,16,120 children born in Greater Bombay were vaccinated.

Seven public vaccination stations functioned daily and 75 stations worked 24 hours once a week by rotation. On an average, 10 stations worked every day.

The results of vaccination done were verified by inspecting the children brought to the vaccination stations on the 8th day of the vaccination operation.

Certificates of postponement of vaccination were issued by medical practitioners in cases of 4 children on the ground of ill-health.

No case of complications due to vaccinations was recorded during the year, and 4 cases of Tetanus reported as complication of vaccination were found on investigations to be due to the negligence on the part of the parents to take proper precautions after vaccinations.

During the year 206 medical students and 356 students attending Sanitary Inspectors' course conducted by the Local Self Government Institute and Public Health Inspectors' Class were imparted instructions and practical training in vaccination. These students also attended the different Public Vaccination Stations for practical instructions in vaccinations.

2,882 pilgrims out of 3708 proceeding to Haj during the year were vaccinated and they were issued certificates in the International form.

4 (C) NATIONAL SMALLPOX ERADICATION PROGRAMME

The Smallpox eradication programme which was started from 1st January 1963 was continued upto 14th February 1964 and mopping up operations were carried out from 15th February 1964 to 15th May 1964. Thus, 76,301 primary vaccinations and 8,02,595 re-vaccinations were done.

TABLE I

BIRTHS BY MONTHS (1963 and 1964)

Year :	January	February	March	April	May	June	July	August	September	October	November	December	Total
1963 ...	9,211	8,221	9,084	9,991	10,454	9,276	11,292	9,938	12,963	13,172	13,152	15,077	1,31,831
1964 ...	10,032	9,653	9,617	9,100	9,291	10,332	10,896	10,741	11,633	12,310	12,833	16,154	1,32,592

TABLE No. 2

Percentage of the total Mortality by the age periods in 1962, 1963 and 1964

Age period	1962		1963		1964			Persons	
	DETHHS AND PERCENTAGE TO TOTAL MORATALITY		DEATHS AND PERCENTAGE TO TOTAL MORTALITY		DETHHS		PERCENTAGE TO TOTAL MORATALITY		
					Males	Females			
Under one year	10,195	25.8	10,677	26.3	6,191	5,164	11,355	25.2	
1 to 4 years	4,854	12.3	4,938	12.2	2,517	2,956	5,473	12.1	
5 to 14 years	1,637	4.1	1,596	3.9	1,002	911	1,913	4.2	
15 to 24 years	2,025	5.1	2,063	5.1	1,411	1,010	2,421	5.4	
25 to 44 years	5,468	13.8	5,710	14.1	4,187	2,355	6,542	14.5	
45 to 64 years	7,419	18.8	7,433	18.3	5,940	2,374	8,314	18.4	
65 to 74 years	3,570	9.0	3,653	8.9	2,522	1,563	4,085	9.0	
75 years and over	4,383	11.1	4,569	11.2	2,375	2,679	5,054	11.2	
Age unspecified	11	0.0	4	...	4	0.0	
Total	39,551	100.00	40,650	100.00	26,149	19,012	45,161	100.00	

Table 3

Statement showing the No. of live births in each age group of the mother and in each order of live birth in the Municipal area—1964.

Age of Mother	1			2			3			4			5		
	Male	Female	Total	Male	Female	Total	Male	Female	Total	Male	Female	Total	Male	Female	Total
Below 15	4	5	9
15—19	5,477	4,161	9,638	532	413	945	29	32	61	5	2	7
20—24	17,703	14,568	32,271	4,371	5,823	10,194	3,312	2,539	5,851	971	363	1,334	82	76	158
25—29	8,337	9,102	17,439	3,919	4,152	8,071	4,652	4,361	9,013	3,203	2,912	6,115	1,768	1,423	3,191
30—34	2,848	2,734	5,582	921	1,061	1,982	1,361	1,468	2,829	1,725	1,421	3,146	1,102	1,289	2,391
35—39	487	511	998	103	233	336	146	402	548	563	619	1,182	365	261	626
40—44	37	37	74	33	11	44	12	13	25	42	36	78	33	42	75
45 and over	1	1	2	1	..	1	3	3	6	5	6	11
Information not available	45	79	124	43	29	72	18	17	35	15	33	48	9	8	17
Total	34,938	31,197	66,135	9,923	11,723	21,646	9,531	8,832	18,363	6,527	5,389	11,916	3,364	3,105	6,469

Age of Mother	6			7			8			9			10		
	Male	Female	Total	Male	Female	Total	Male	Female	Total	Male	Female	Total	Male	Female	Total
Below 15
15—19
20—24	111	92	203	27	26	53	..	3	3
25—29	641	517	1,158	197	201	398	22	33	55	9	15	24	2	1	3
30—34	627	602	1,229	511	577	1,088	99	112	211	85	68	153	3	5	8
35—39	472	324	796	107	99	206	65	46	111	114	121	235	4	13	17
40—44	22	33	55	10	9	19	52	51	103	10	32	42	1	8	9
45 and over	1	1	2	1	2	3	4	4	8	1	1
Information not available	31	7	38	13	1	14	5	7	12	..	5	5
Total	1,905	1,576	3,481	866	915	1,781	247	256	503	218	241	459	10	28	38

Age of Mother	11			12			Higher Order Birth*			Information not available			Total		
	Male	Female	Total	Male	Female	Total	Male	Female	Total	Male	Female	Total	Male	Female	Total
Below 15	4	5	9
15—19	8	15	23	6,051	4,623	10,674
20—24	112	142	254	26,689	23,632	50,321
25—29	3	6	9	..	5	5	428	393	821	23,181	23,121	46,302
30—34	2	4	6	..	2	2	1	2	3	123	161	284	9,408	9,506	18,914
35—39	..	2	2	1	3	4	..	4	4	155	181	336	2,582	2,819	5,401
40—44	1	3	4	1	2	3	2	1	3	5	14	19	261	292	553
45 and over	16	18	34
Information not available	7	12	19	186	198	384
Total	6	15	21	2	12	14	3	7	10	838	918	1,756	68,378	64,214	1,32,592

* Specify the birth order in each case.

TABLE 4
Deaths by Ages and Months

Age period Months.	Under one day	Age Period																			TOTAL.	
		1 day.	2 days.	3 days.	4 days.	5 days.	6 days.	7-13 days.	14-20 days.	21-27 days.	28 days to 2 months.	2 months.	3 months.	4 months.	5 months.	6 months.	7 months.	8 months.	9 months.	10 months.		11 months.
January ...	111	56	59	49	23	24	22	99	66	24	83	58	54	38	28	31	25	21	26	21	24	942
February ...	101	40	38	36	25	23	15	84	49	22	77	50	51	24	32	31	12	24	22	26	16	798
March ...	96	41	35	34	26	16	19	57	57	29	76	70	45	37	40	47	21	32	32	25	23	858
April ...	108	50	43	20	15	12	19	69	54	28	77	48	63	53	48	68	45	40	38	24	16	938
May ...	137	33	26	29	32	19	20	80	41	23	69	56	41	27	39	53	35	43	36	24	24	887
June ...	112	26	33	31	27	16	24	67	46	22	70	44	39	29	33	41	33	44	29	26	22	814
July ...	153	60	37	40	27	24	19	102	45	18	89	86	63	46	36	49	39	50	43	34	31	1,091
August ...	126	48	41	33	28	40	19	102	66	25	91	49	46	44	31	59	44	45	43	39	39	1,058
September.	174	52	52	41	38	30	27	106	79	19	78	48	46	34	15	35	26	37	31	36	29	1,033
October ...	156	63	48	40	25	24	30	112	69	24	88	52	41	25	25	28	12	19	23	24	22	950
November	132	59	35	39	34	18	28	91	74	14	76	51	35	33	20	35	16	21	15	21	16	863
December.	130	54	53	65	46	26	22	109	80	41	113	79	62	42	30	45	24	25	22	28	27	1,123
Total ...	1,536	582	500	457	346	272	264	1,078	726	289	987	691	586	432	377	522	332	431	350	328	289	11,355

TABLE 5

DEATHS BY AGES AND MONTHS

Months	Age Period									Total all ages	
	Under 1 Year	1 to 4 Years	5 to 14 Years	15 to 24 Years	25 to 44 Years	45 to 64 Years	65 to 74 Years	75 and above years.	Age unspecified		
January	...	942	483	153	181	503	735	337	453	3792	
February	...	798	507	141	195	497	721	369	478	3706	
March	...	858	498	180	201	565	695	313	427	3737	
April	...	938	542	173	188	494	692	311	399	3737	
May	...	887	423	166	230	559	679	313	350	3607	
June	...	814	454	167	227	591	661	339	343	3596	
July	...	1091	464	173	190	557	672	339	351	3837	
August	...	1058	547	157	191	522	666	297	437	3875	
September	...	1033	464	146	227	513	613	324	483	2	3805
October	...	950	374	151	217	566	692	354	430	3734	
November	...	863	302	135	167	519	656	347	392	1	3382
December	...	1123	415	166	207	656	832	442	511	1	4353
Total	...	11355	5473	1913	2421	6542	8314	4085	5054	4	45161

TABLE 6

DEATHS AND DEATH RATES FROM EPIDEMIC AND PRINCIPAL CAUSES

Causes of Death	Average of years (1959-63)		1963		1964		
	Deaths	Death-rate	Deaths	Death-rate	Deaths	Death-rate	
<i>Principal Epidemic Diseases</i>							
Small-pox	...	566	0.12	73	0.01	211	0.04
Measles	...	164	0.03	110	0.02	256	0.05
Plagues	
Enteric Fever	...	159	0.03	56	0.01	44	0.00
Malarial Fever	0.00	...	0.00	1	0.00
Influenza	...	25	0.00	27	0.00	18	0.00
Cholera	
Dysentery	...	256	0.05	331	0.07	318	0.07
Diphtheria	...	141	0.00	113	0.02	114	0.02
<i>Other Principal Diseases.</i>							
Tuberculosis	...	3,295	0.73	3,450	0.78	3,952	0.87
Meningococcal Infection	...	2	0.00	2	0.00
Diseases of the Nervous System	...	1,532	0.34	1,817	0.41	1,243	0.27
Diseases of the Respiratory System	...	7,738	1.72	6,897	1.55	7,023	1.54
Diarrhoea and Enteritis	...	2,152	0.47	2,313	0.52	3,142	0.69
Puerperal State	...	178	0.03	147	0.03	133	0.02
Congenital Debility and Diseases of early Infancy.	...	5,251	1.16	5,905	1.33	6,181	1.36
Senility without mention of Psychosis	...	3,613	0.80	3,158	0.71	3,573	0.78
Violence	...	2,488	0.55	2,847	0.64	3,239	0.71
Other Causes	...	12,710	2.82	13,304	0.30	15,711	3.46
Total	...	40,270	8.95	40,548	9.16	45,161	9.09

TABLE-7

DEATHS BY MONTHS—1963-1964

Period.	MONTHS.												Total.	
	Jan.	Feb.	March.	April.	May.	June.	July.	August.	Sept.	Oct.	Nov.	Dec.		
1963	...	3,051	2,631	2,982	3,263	3,561	3,139	3,919	3,783	3,818	3,665	3,348	3,490	40,650
1964	...	3,792	3,706	3,737	3,737	3,607	3,596	3,837	3,875	3,805	3,734	3,382	4,353	45,161

TABLE No. 8

DEATHS by Wards and Causes etc. in Greater Bombay

CLASSIFICATION NUMBER	B1	B2	B3	B4	B5	B6	B7	B8	B9	B10	B11	B12	B13	B14	B15	B16	B17(a)	B17(b)	B18	B19	B20	B21	B22	B23	B24	B25	B26	B27	B28	B29	B30	B31	B32	B33	B34	B35	B36	B37	B38	B39	B40	B41	B42	B43(a)	B43(b)	B44	B45(a)	B45(b)	B46	B47	B48	B49	B50	B51	B52	B53	B54	B55	B56	B57	B58	B59	B60	B61	B62	B63	B64	B65	B66	B67	B68	B69	B70	B71	B72	B73	B74	B75	B76	B77	B78	B79	B80	B81	B82	B83	B84	B85	B86	B87	B88	B89	B90	B91	B92	B93	B94	B95	B96	B97	B98	B99	B100	B101	B102	B103	B104	B105	B106	B107	B108	B109	B110	B111	B112	B113	B114	B115	B116	B117	B118	B119	B120	B121	B122	B123	B124	B125	B126	B127	B128	B129	B130	B131	B132	B133	B134	B135	B136	B137	B138	B139	B140	B141	B142	B143	B144	B145	B146	B147	B148	B149	B150	B151	B152	B153	B154	B155	B156	B157	B158	B159	B160	B161	B162	B163	B164	B165	B166	B167	B168	B169	B170	B171	B172	B173	B174	B175	B176	B177	B178	B179	B180	B181	B182	B183	B184	B185	B186	B187	B188	B189	B190	B191	B192	B193	B194	B195	B196	B197	B198	B199	B200	B201	B202	B203	B204	B205	B206	B207	B208	B209	B210	B211	B212	B213	B214	B215	B216	B217	B218	B219	B220	B221	B222	B223	B224	B225	B226	B227	B228	B229	B230	B231	B232	B233	B234	B235	B236	B237	B238	B239	B240	B241	B242	B243	B244	B245	B246	B247	B248	B249	B250	B251	B252	B253	B254	B255	B256	B257	B258	B259	B260	B261	B262	B263	B264	B265	B266	B267	B268	B269	B270	B271	B272	B273	B274	B275	B276	B277	B278	B279	B280	B281	B282	B283	B284	B285	B286	B287	B288	B289	B290	B291	B292	B293	B294	B295	B296	B297	B298	B299	B300	B301	B302	B303	B304	B305	B306	B307	B308	B309	B310	B311	B312	B313	B314	B315	B316	B317	B318	B319	B320	B321	B322	B323	B324	B325	B326	B327	B328	B329	B330	B331	B332	B333	B334	B335	B336	B337	B338	B339	B340	B341	B342	B343	B344	B345	B346	B347	B348	B349	B350	B351	B352	B353	B354	B355	B356	B357	B358	B359	B360	B361	B362	B363	B364	B365	B366	B367	B368	B369	B370	B371	B372	B373	B374	B375	B376	B377	B378	B379	B380	B381	B382	B383	B384	B385	B386	B387	B388	B389	B390	B391	B392	B393	B394	B395	B396	B397	B398	B399	B400	B401	B402	B403	B404	B405	B406	B407	B408	B409	B410	B411	B412	B413	B414	B415	B416	B417	B418	B419	B420	B421	B422	B423	B424	B425	B426	B427	B428	B429	B430	B431	B432	B433	B434	B435	B436	B437	B438	B439	B440	B441	B442	B443	B444	B445	B446	B447	B448	B449	B450	B451	B452	B453	B454	B455	B456	B457	B458	B459	B460	B461	B462	B463	B464	B465	B466	B467	B468	B469	B470	B471	B472	B473	B474	B475	B476	B477	B478	B479	B480	B481	B482	B483	B484	B485	B486	B487	B488	B489	B490	B491	B492	B493	B494	B495	B496	B497	B498	B499	B500	B501	B502	B503	B504	B505	B506	B507	B508	B509	B510	B511	B512	B513	B514	B515	B516	B517	B518	B519	B520	B521	B522	B523	B524	B525	B526	B527	B528	B529	B530	B531	B532	B533	B534	B535	B536	B537	B538	B539	B540	B541	B542	B543	B544	B545	B546	B547	B548	B549	B550	B551	B552	B553	B554	B555	B556	B557	B558	B559	B560	B561	B562	B563	B564	B565	B566	B567	B568	B569	B570	B571	B572	B573	B574	B575	B576	B577	B578	B579	B580	B581	B582	B583	B584	B585	B586	B587	B588	B589	B590	B591	B592	B593	B594	B595	B596	B597	B598	B599	B600	B601	B602	B603	B604	B605	B606	B607	B608	B609	B610	B611	B612	B613	B614	B615	B616	B617	B618	B619	B620	B621	B622	B623	B624	B625	B626	B627	B628	B629	B630	B631	B632	B633	B634	B635	B636	B637	B638	B639	B640	B641	B642	B643	B644	B645	B646	B647	B648	B649	B650	B651	B652	B653	B654	B655	B656	B657	B658	B659	B660	B661	B662	B663	B664	B665	B666	B667	B668	B669	B670	B671	B672	B673	B674	B675	B676	B677	B678	B679	B680	B681	B682	B683	B684	B685	B686	B687	B688	B689	B690	B691	B692	B693	B694	B695	B696	B697	B698	B699	B700	B701	B702	B703	B704	B705	B706	B707	B708	B709	B710	B711	B712	B713	B714	B715	B716	B717	B718	B719	B720	B721	B722	B723	B724	B725	B726	B727	B728	B729	B730	B731	B732	B733	B734	B735	B736	B737	B738	B739	B740	B741	B742	B743	B744	B745	B746	B747	B748	B749	B750	B751	B752	B753	B754	B755	B756	B757	B758	B759	B760	B761	B762	B763	B764	B765	B766	B767	B768	B769	B770	B771	B772	B773	B774	B775	B776	B777	B778	B779	B780	B781	B782	B783	B784	B785	B786	B787	B788	B789	B790	B791	B792	B793	B794	B795	B796	B797	B798	B799	B800	B801	B802	B803	B804	B805	B806	B807	B808	B809	B810	B811	B812	B813	B814	B815	B816	B817	B818	B819	B820	B821	B822	B823	B824	B825	B826	B827	B828	B829	B830	B831	B832	B833	B834	B835	B836	B837	B838	B839	B840	B841	B842	B843	B844	B845	B846	B847	B848	B849	B850	B851	B852	B853	B854	B855	B856	B857	B858	B859	B860	B861	B862	B863	B864	B865	B866	B867	B868	B869	B870	B871	B872	B873	B874	B875	B876	B877	B878	B879	B880	B881	B882	B883	B884	B885	B886	B887	B888	B889	B890	B891	B892	B893	B894	B895	B896	B897	B898	B899	B900	B901	B902	B903	B904	B905	B906	B907	B908	B909	B910	B911	B912	B913	B914	B915	B916	B917	B918	B919	B920	B921	B922	B923	B924	B925	B926	B927	B928	B929	B930	B931	B932	B933	B934	B935	B936	B937	B938	B939	B940	B941	B942	B943	B944	B945	B946	B947	B948	B949	B950	B951	B952	B953	B954	B955	B956	B957	B958	B959	B960	B961	B962	B963	B964	B965	B966	B967	B968	B969	B970	B971	B972	B973	B974	B975	B976	B977	B978	B979	B980	B981	B982	B983	B984	B985	B986	B987	B988	B989	B990	B991	B992	B993	B994	B995	B996	B997	B998	B999	B1000
WARDS (CITY)	AI	...	159	21	1	2	...	7	...	3	...	1	...	2	...	5	41	98	...	30	68	66	10	...	11	190	53	...	29	...	200	6	31	1	1	8	96	30	14	2	4	2	20	18	24	113	167	15	150	...	150	...	6	67	20	4	65	...	186	1,855																																																																																																																																																																																																																																																																																																																																																																																																																																																																																																																																																																																																																																																																																																																																																																																																																																																																																																																																																																													
WARDS (SUBURBS)	H	...	188	48	2	1	...	25	...	10	3	13	45	60	134	...	18	51	62	17	1	10	216	78	...	31	...	497	25	23	5	...	14	220	34	16	...	8	25	43	19	37	318	249	41	316	...	282	6	4	130	32	10	120	...	403	3,195																																																																																																																																																																																																																																																																																																																																																																																																																																																																																																																																																																																																																																																																																																																																																																																																																																																																																																																																																																													
WARDS (EXTENDED SUBURBS)	P	...	101	18	2	17	...	5	1	...	1	10	6	16	57	...	6	38	26	8	1	10	76	44	...	18	7	215	15	12	4	4	4	129	20	6	...	4	6	21	11	34	120	94	15	156	...	113	...	3	53	20	4	39	...	153	1,454																																																																																																																																																																																																																																																																																																																																																																																																																																																																																																																																																																																																																																																																																																																																																																																																																																																																																																																																																																													
GRAND TOTAL	GRAND TOTAL	3,099	853	42	44	...	318	...	114	17	2	...	59	211	256	...	1	4	779	2,007	11	325	1,918	1,011	232	17	208	2,574	1,061	...	499	18	6,255	249	519	57	25	176	2,801	574	234	11	133	218	605	341	641	4,376	4,918	342	3,767	9	3,155	26	49	1,304	559	94	1,282	...	4,718	45,161	GRAND TOTAL																																																																																																																																																																																																																																																																																																																																																																																																																																																																																																																																																																																																																																																																																																																																																																																																																																																																																																																																																																												

TABLE 9

DEATHS AMONG INFANTS FROM PRINCIPAL CAUSES BY AGE-PERIODS

Age period	Small-pox	Measles	Malarial Fever	Diarrhoea and Enteritis	Dysentery	Congenital Malformation and Diseases of early infancy	Diseases of Respiratory system	Convulsions	Poliomyelitis	Other causes	All causes	Percentage to the total of infant deaths
Upto 7 days...	1	2	3	3,808	5	15	...	328	3,957	34.8
1 to 4 weeks ...	1	2	3	1,666	8	8	...	405	2,093	18.4
Total under 4 weeks.	1	2	4	5,274	13	23	...	733	6,050	53.2
4 weeks to 6 months.	17	18	...	657	16	587	1,353	11	5	409	3,073	27.1
6 to 12 months	22	43	...	515	14	159	1,058	5	11	405	2,232	19.7
Total ...	40	63	...	1,172	34	6,020	2,424	39	16	1,547	11,355	100.00

TABLE No. 10

Infant Mortality from Principal causes. (1962-1963-1964)

Causes	1962	1963 (A)	1964 (B)	Difference between (A) and (B)
Poliomyelitis	8	17	16	+9
Smallpox	9	21	40	+19
Measles	29	21	63	+42
Malarial Fever
Diarrhoea and Enteritis	1,037	1,125	1,172	+47
Dysentery	36	39	34	-5
Congenital malformation and diseases of early infancy	5,335	5,608	6,020	+412
Diseases of the respiratory system	2,321	2,140	2,424	+284
Convulsions	51	35	39	+4
Other causes	1,369	1,681	1,532	-149
	10,195	10,677	11,355	+678

TABLE 11

NEONATAL DEATH RATES (1959-1964)

Years	Births	Neonatal Deaths	Rate
1959	1,10,270	10,888	98.7
1960	1,07,383	4,757	44.3
1961	1,16,337	5,087	43.7
1962	1,21,305	5,167	42.6
1963	1,31,831	5,788	43.9
1964	1,32,592	6,050	45.6

TABLE 12

INFANT DEATHS AND OTHER DEATHS—1964

Age period	MONTHS												Total
	Jan.	Feb.	March.	April.	May.	June.	July.	Aug.	Sept.	Oct.	Nov.	Dec.	
Under one year...	942	798	858	938	887	814	1,091	1,058	1,033	950	863	1,123	11,355
One year and upwards	2,850	2,908	2,879	2,799	2,720	2,782	2,746	2,817	2,772	2,784	2,519	3,230	33,806

TABLE No. 13

CASES OF NOTIFIABLE DISEASES IN 1964 REPORTED

Wards	Cholera	Small-pox	Plague	Enteric Fever	Diphtheria	Typhus	Puer-peral Fever	Tuber-culosis	Lep-rosy	Relaps-ing Fever	Influe-nza Influe-nzal pneu-monia	Cerebro Spinal Fever	Acute Polio-myel-ities	Virus enceph-alitis	Scarlet Fever	Total
A	3	3	...	25	68	156	8	263
B	2	35	...	25	141	129	4	1	...	337
C	3	8	...	74	234	136	1	...	9	465
D	5	14	...	38	149	219	10	435
E	3	163	...	76	427	404	2	1	57	1,133
F	4	54	...	89	272	345	14	...	3	...	56	1	...	838
G	6	115	...	104	308	300	2	...	80	2	...	917
H	6	25	...	24	146	166	21	388
K	8	5	...	35	101	90	37	276
L	1	5	...	10	79	134	1	...	4	...	11	245
M	...	8	...	16	272	57	16	169
N	2	104	...	23	91	166	14	400
P	4	21	...	15	70	74	5	...	17	206
R	5	1	...	11	47	43	11	118
T	...	1	...	5	16	34	3	59
Total	52	562	...	570	2,221	2,453	15	...	17	1	354	4	...	6,249

TABLE 14

REPORTED DIPHTHERIA CASES BY MONTHS IN 1964

Disease	MONTHS												Total
	Jan.	Feb.	Mar.	Apr.	May.	June	July.	Aug.	Sept.	Oct.	Nov.	Dec.	
Diphtheria	283	216	224	139	145	195	201	189	148	157	149	175	2,221

TABLE 15

REPORTED CASES OF ENTERIC FEVER BY MONTHS IN 1964

Diseases	MONTHS												Total
	Jan.	Feb.	Mar.	April.	May.	June.	July.	Aug.	Sept.	Oct.	Nov.	Dec.	
Enteric Fever	69	84	66	29	49	13	16	23	58	74	59	30	570

TABLE 16

TUBERCULOSIS—DEATH-RATE

Period	Annual Death-rate		
	Pulmonary	Other forms	All forms
1960	0.5	0.2	0.7
1961	0.5	0.2	0.7
1962	0.6	0.2	0.8
1963	0.6	0.2	0.8
1964	0.7	0.2	0.9

TABLE 17

TUBERCULOSIS DEATHS BY SEX

Year	Deaths from pulmonary T.B.	Deaths from T.B. (other forms)	Total no. of deaths	Males	Females	Death Rate
1963	2671	779	3450	2249	1201	0.8
1964	3099	853	3952	2555	1397	0.9

TABLE No. 18

WARD WISE MALARIA POSITIVE CASES WITH THEIR SPECIES AND CLASSIFICATION

Ward	No. of positive Cases	MALARIA PARASITES					EPIDEMIOLOGICAL CLASSIFICATION			
		V	F	M	mixed	Induced	Im-ported	Relapse	Indi- geneous	Un- traced
A	1	1	1	...
B	1	1	1
C	1	1	1
D	3	1	1	...	1	...	2	1
E	4	3	1	2	2
F	6	3	1	...	2	...	3	1	1	1
G	3	3	2	1
H	3	2	1	2	...	1	...
K	5	4	...	1	3	1	...	1
L	1	1	1
M	2	1	1	...	1	1
N	7	3	1	...	3	...	3	...	3	1
P	3	...	3	1	1	...	1	...
R	3	3	2	1
T
Total	43	27	8	1	7	1	24	4	7	7

Abbreviations used: V. Vivas: F. Falciparum: M. Malaria.

TABLE No. 19
NATIONAL MALARIA ERADICATION PROGRAMME BOMBAY MUNICIPAL CORPORATION
Annual Report of 1964 of Surveillance Unit Under N. M. E. P.

Area	No. of fever cases detected	No. of persons given presumptive treatment	No. of BLOOD SMEARS				PARASITE SPECIES			No. of PERSONS GIVEN RADICAL TREATMENT			EPIDEMIOLOGICAL CLASSIFICATION				REMARKS
			Collected	Examined	Broken	Found positive	f.	m.	Mixed	Complete	Partial	Induced	Imported	Re-lapse	Indigenous	Not traced	
PASSIVE																	
City	1,39,184	97,361	1,39,184	1,39,184	...	19	13	3	...	3	14	1	...	11	2	2	4
Suburbs	52,124	23,374	52,124	52,124	...	14	8	2	1	3	11	7	...	4	3
Extended Suburbs	17,272	10,006	17,272	17,272	...	6	3	3	6	...	1	3	1	1	...
Total	2,08,580	1,30,741	2,08,580	2,08,580	...	39	24	8	1	6	31	1	1	21	3	7	7
ACTIVE																	
City
Suburbs	57,300	54,709	52,419	52,419	...	4	1	4	3	1
Extended Suburbs	18,017	17,658	15,807	15,807
Total	75,317	72,367	68,226	68,226	...	4	3	1	4	3	1
MASS																	
City	106	26	13,175	13,175
Suburbs	101	46	18,344	18,344
Extended Suburbs	53	24	8,220	8,220
Total	260	96	39,739	39,739

TABLE 20

New cases and total attendance at all the Municipal General Dispensaries and the Mobile Dispensary Units during 1964

Description of diseases		January.	February.	March.	April.	May.	June.	July.	August.	September	October.	November	December.	Total.
I.—Alimentary System—	(a) Diarrhoea	11,637	10,599	11,879	11,992	11,900	12,700	16,614	13,599	14,027	12,599	11,748	12,232	1,51,626
	(b) Dysentery	5,125	4,368	4,903	5,296	4,946	6,248	7,698	6,499	6,456	5,982	5,843	6,425	68,789
	(c) Dyspepsia	4,941	4,034	5,978	5,221	4,895	4,825	7,523	6,668	6,806	7,060	6,084	5,689	69,724
	(d) Helminthiasis	2,085	1,934	2,291	2,337	2,155	2,452	2,701	2,418	2,489	2,549	2,474	2,405	27,990
	(e) Liver-Jaundice	864	776	856	901	896	885	938	925	1,065	1,018	938	882	10,944
II.—Circulation System—	(a) Heart	48	74	63	65	56	53	60	76	69	92	89	81	826
	(b) Blood vessels	9	8	12	16	8	9	20	81	14	21	13	16	227
	(c) Blood Pressure	673	662	662	639	620	621	703	662	657	684	651	661	7,895
III.—Exanthemata—	(a) Chickenpox	17	36	52	49	70	45	71	58	68	47	57	54	624
	(b) Measles	122	138	126	123	154	123	168	132	117	140	132	133	1,608
	(c) Small-pox
IV.—Fever—	(a) Fevers not defined	14,335	13,749	14,902	14,777	13,601	14,012	18,691	17,638	18,696	19,426	16,370	14,472	1,90,669
	(b) Malaria
V.—Injuries and Accidents—		2,845	2,373	2,754	2,677	2,569	2,560	3,564	3,227	3,711	2,913	2,681	3,204	35,068
VI.—Nutrition—	(a) Avitaminosis	2,508	2,961	3,072	3,033	3,098	2,865	3,698	3,334	3,488	4,177	4,163	2,914	39,311
VII.—Nervous System—	(a) Neuritis	750	702	824	904	739	717	1,004	1,003	935	1,003	905	799	10,285
	(b) Sciatica	311	404	290	379	395	252	284	332	344	301	355	269	3,916
	(c) Tremors	21	3	...	25	30	18	87	26	39	41	26	30	346
VIII.—Respiratory System—	(a) Bronchitis	7,171	7,963	7,514	7,190	6,646	6,008	9,713	8,434	7,887	8,095	7,674	8,110	92,405
	(b) Bronchopneumonia	691	652	525	635	613	672	953	790	889	1,060	877	600	8,958
	(c) Common Cold	11,825	10,192	12,260	12,588	10,568	11,743	16,907	15,408	15,672	16,094	14,862	12,424	1,60,543
	(d) Influenza (Non-epidemic)	2,269	1,889	2,214	2,358	2,465	1,990	2,542	2,157	2,246	2,431	2,127	2,125	26,813
	(e) Laryngitis	395	338	579	580	610	463	599	589	583	555	491	528	6,360
	(f) Pharyngitis	1,826	1,653	1,863	2,100	1,827	1,833	2,600	2,232	2,378	2,225	1,950	1,865	24,352
	(g) Pneumonia	110	157	181	96	135	89	209	196	149	104	189	149	1,764
	(h) Tonsillitis	2,119	2,220	2,354	2,720	2,401	2,458	3,090	2,646	2,971	2,904	2,504	2,669	31,056
	(i) Whooping cough	272	247	219	284	310	318	309	289	317	406	323	292	3,586
IX.—Skin and Appendices—	(a) Diseases of skin	1,703	1,660	1,549	1,559	1,642	1,871	1,854	2,027	1,728	1,872	1,626	1,466	20,557
	(i) Herpes	3,612	3,470	3,627	3,772	2,912	2,496	4,338	2,688	3,104	3,016	2,671	2,582	38,288
	(ii) Ringworm	5,005	4,805	5,063	4,585	4,414	4,687	6,350	5,459	5,730	5,938	4,886	4,650	61,572
	(iii) Scabies

TABLE No. 20—contd.

Description of disease		Jan.	Feb.	March.	April.	May.	June.	July.	August.	Sept.	Oct.	Nov.	Dec.	Total.
X.—SPECIAL ORGANS—														
	(a) Eyes—													
	(i) Conjunctivitis	8,015	12,879	13,066	13,149	12,933	12,919	13,587	13,354	13,317	13,166	2,847	2,929	37,161
	(ii) Corneal ulcer	39	22	50	47	31	28	69	42	42	48	46	45	509
	(iii) Foreign body in Eye :	180	177	209	176	165	139	288	143	148	174	166	159	2,124
	(iv) Iritis	177	191	219	196	110	106	268	123	140	400	132	114	1,670
	(v) Ophthalmia	368	328	348	322	371	372	398	373	371	325	381	387	3,813
	(vi) Spring catarrh	85	84	481	122	59	116	134	221	169	97	188		1,335
	(b) Ears—													
	(i) Diseases of ears	4,715	3,970	4,521	4,455	4,216	4,096	5,189	4,545	4,393	4,714	4,058	3,830	52,652
	(c) Nose—													
	(i) Diseases of Nose	1,713	1,626	1,825	1,871	1,750	11,576	1,070	1,645	1,674	1,680	1,703	1,566	18,499
	(d) Teeth—													
	(i) Diseases of teeth	3,311	3,070	3,327	3,170	3,044	3,092	3,840	3,314	3,272	3,383	3,224	3,250	39,987
XI.—SURGICAL AILMENTS														
	(a) Injuries—	7,304	6,066	7,548	7,223	6,247	6,891	7,612	7,164	7,899	7,318	6,913	6,395	84,580
	(b) Minor surgical operations	323	468	306	289	308	156	426	307	260	259	247	269	3,618
	(c) Ulcers	3,395	3,254	3,718	3,542	2,828	2,959	3,621	3,446	2,692	2,896	2,917	2,816	38,144
XII.—GENITO-URINARY														
	(a) Nephritis—	567	606	706	587	572	551	573	555	556	548	588	493	6,907
	(b) Pyelitis	168	150	156	149	144	145	168	145	159	148	158	149	1,839
	(c) Gravel (Stone)	344	317	346	317	306	307	305	316	315	323	317	315	3,798
XIII.—ALL OTHER DISEASES														
	(a) Specific:—													
	(i) Anæmia	5,266	5,747	5,299	5,818	4,951	5,756	5,359	5,330	5,432	5,917	5,519	4,604	64,982
	(ii) Mumps	544	910	643	620	736	394	793	667	631	768	520	571	7,797
	(iii) Tuberculosis	698	662	777	846	692	711	986	784	727	661	900	743	9,187
	(iv) Venereal Diseases	298	278	274	264	300	346	337	299	280	362	309	318	3,665
	(v) Diabetes	77	56	66	59	69	64	61	58	63	67	64	62	762
	(b) Non-specific													
	(i) Fistula in Ano	27	81	48	42	52	57	57	53	21	54	8	251	475
	(ii) Gingivitis	576	621	834	879	808	715	1,282	274	765	1,080	810	298	8,942
	(iii) Migraine	240	231	227	253	242	216	253	1,066	246	245	230	568	4,017
	(iv) Piles	260	249	258	268	284	199	361	286	214	312	296	223	3,210
	(v) Sprains	450	499	524	597	603	567	726	558	573	695	699	515	7,006
	(vi) Stomatitis	3,866	3,596	4,917	4,224	3,805	3,980	5,916	3,276	5,136	5,215	4,809	3,278	51,038
	(vii) Varicose veins	135	136	291	136	240	85	317	1,829	86	91	11	1,661	5,018
	(viii) A. N. C.	216	188	246	199	226	226	269	412	204	210	174	86	2,356
	(ix) P. N. C.	1,996	1,457	3,290	4,104	3,130	2,851	5,358	3,367	4,080	3,793	2,715	4,239	40,380
	(x) Other													
Total New Cases		1,22,576	1,15,206	1,29,069	1,29,962	1,18,932	1,21,340	1,62,673	1,42,554	1,45,652	1,46,574	1,32,737	1,26,900	15,94,175
Males		60,604	56,659	61,304	64,445	58,960	59,644	80,199	78,099	74,359	78,331	68,954	67,417	8,08,975
Females		61,972	58,547	67,765	65,517	59,972	61,696	82,474	64,455	71,293	68,243	63,783	59,483	7,85,200
Total Attendance		4,64,638	4,30,583	4,99,015	4,80,709	4,31,586	5,29,035	5,77,929	5,54,291	5,49,481	5,70,460	4,99,513	5,50,027	61,37,267