ADMINISTRATION REPORT

OF THE

MUNICIPAL COMMISSIONER

FOR

GREATER BOMBAY

FOR THE YEAR

1961-62



BOMBAY
PRINTED AT THE MUNICIPAL PRINTING PRESS
1962

ADMINISTRATION REPORT
OF THE
MUNICIPAL COMMISSIONER
FOR
GREATER BOMBAY
FOR THE YEAR
1961-62

BOMBAY
PRINTED AT THE MUNICIPAL PRINTING PRESS
1962

CONTENTS

PART I

	PAGES
STANDING COMMITTEE'S REVIEW OF THE REPORT	... i to xxxiv
COMMISSIONER'S REPORT	... 1—45

Accompaniments

1. FINANCIAL :—	
Report of the Chief Accountant, with Appendices	... 47—203
2. REVENUE :—	
Report of the Assessor and Collector	... 205—212
3. ELECTIONS :—	
Report of the Election and Town Duty Officer	... 213—214
4. PUBLIC WORKS :—	
Report of the Senior Assistant Engineer—Vaitarna-cum-Tansa Scheme	... 215—220
5. REPORT OF THE CITY ENGINEER :—	.. 221—241
(*i*) Planning Branch	... 221—224
(*ii*) Construction Branch	... 224—225
(*iii*) Maintenance of Buildings and Roads	... 225—230
(*iv*) Maintenance of Drains and Sewers (Drainage Branch)	... 230—231
(*v*) Private Building Construction (Building Branch)	... 231—232
(*vi*) Mechanical Branch	... 232—234
(*vii*) Transport	... 235—236
(*viii*) Factory Permits	... 236
(*ix*) Conservancy	... 236—238
(*x*) Development Plan Section	... 238—239
(*xi*) Town Planning Schemes	... 239
Appendices	.. 240 - 241
6. ESTATES AND LAND MANAGEMENT :—	
Report of the Executive Eng. Estate and Land Management	... 243—265
I Acquisition of Lands	... 243—250
II Progress of Development Schemes	... 250
III Special Roads Schemes	... 250
IV Changes in Lay-outs	... 250
V Review of Ex-Trust and Municipal Estates	... 250
VI Slum Clearance	... 251
VII Dis-housing and Re-housing	... 251
VIII New housing Schemes	... 251
IX Disposal of Lands	... 251—252
X Management of Property & Collection of Revenue	... 252—254
XI Legal and General	... 254
Statements and Appendices	... 255—265
7. WATER WORKS :—	
Report of the Hydraulic Engineer	... 267—292
8. FIRE BRIGADE :—	
Report of the Chief Officer	... 293—310
9. GARDENS :—	
Report of the Superintendent	... 311—313
10. VICTORIA AND ALBERT MUSEUMS :—	
Report of the Curator	... 315—316
11. MUNICIPAL LIBRARIES	... 317—319
12. CENTRAL STORES :—	
Report of the Controller of Stores	... 321—324

CONTENTS—(Concld.)

		PAGES
13.	LICENCES, SHOPS AND ESTABLISHMENTS :—	
	Report of the Superintendent ...	325—330
	Report of the Chief Inspector ...	331—332
14.	MARKETS AND SLAUGHTER HOUSES :—	
	Report of the Superintendent ...	333—338
15.	PRINTING PRESS :—	
	Report of the Manager ...	339—341
16.	K. E. M. HOSPITAL AND SETH G. S. M. COLLEGE :—	
	Report of the Dean ...	343—364
17.	BAI YAMUNABAI L. NAIR CHARITABLE HOSPITAL AND TOPIWALA NATIONAL MEDICAL COLLEGE ...	365—380
18.	NAIR HOSPITAL DENTAL COLLEGE ...	381—384
19.	L. T. MUNICIPAL GENERAL HOSPITAL, SION, AND ANNAPURNABAI DESHMUKH HOSPITAL FOR WOMEN	385—389
20.	GROUP OF T. B. HOSPITALS, SEWRI ...	391—396
21.	LEGAL DEPARTMENT ...	397—401
22.	EDUCATION :—	
	Report of the Education Officer ...	403—415
23.	Research Unit—Report of the Research Officer ...	417
24.	LABOUR :—	
	Report of the Labour Officer ...	419—423
25.	Public Relations Department ...	425
26.	Mahatma Gandhi Memorial Olympic Swimming Pool ...	427
27.	Report of the Organization and Methods Officer ..	429
28.	Report of the Administrative Officer (Enquries) ...	431
29.	Report of the Editor, the Bombay Civic Journal ..	433
30.	Index ...	435—439

PART II

1.	PUBLIC HEALTH :—	
	Executive Health Officer's Report ...	1—12
	Report of the Medical Superintendent, Kasturba Hospital ...	8—10
	Report of the Municipal Analyst ...	10—11
	Report of the Superintendent of Vaccination ...	12
	Vital Statistics—Tables in Executive Health Officer's Report ...	13—78
	Index ...	80

REVIEW OF THE STANDING COMMITTEE OF THE ADMINISTRATION REPORT OF THE MUNICIPAL COMMISSIONER FOR GREATER BOMBAY FOR THE YEAR 1961-62.

(City).

The Administration Report, submitted by the Municipal Commissioner, gives in detail the working of the various Municipal Departments for the year 1961-62.

Corporation.

2. Shri V. B. Worlikar, was elected Mayor of Bombay for the year under report and continued to hold that office throughout the year. Dr. W. S. Matkar, L.C.P.S. (Bombay), was the Chairman of the Standing Committee, Shri R. K. Ganatra, was the Chairman of the Improvements Committee and Shri P. H. Vora, M.A., LL.B., was the Chairman of the Education Committee for the year under report and they continued to hold their respective offices throughout the year.

Commissioner.

3. Shri M. G. Pimputkar, I.C.S. held the post of Municipal Commissioner upto 27th February 1962, except for the period from 28th October 1961 to 27th February 1962, when he was on leave. Shri S. M. Y. Sastry, M.A., B.L., Deputy Municipal Commissioner (Impts.) was appointed as Acting Municipal Commissioner *vice* Shri M. G. Pimputkar on leave.

Shri M. G. Pimputkar was transferred to Government from 28th February 1962 and Dr. A. U. Shaikh, M.A., Ph.D., I.A.S., was appointed as Municipal Commissioner from the same date and he continued to hold the post till the end of the year.

Finances.

4. The financial transactions have resulted in a surplus of Rs. 43.43 lacs at the end of the year instead of the anticipated surplus of Rs. 60.77 lacs. This was due to the fact that the actual expenditure increased by Rs. 70.06 lacs over the Budget Estimate while the income increased only by Rs. 52.72 lacs over the budgeted amount.

The Standing Committee is happy to note the results of the year's working as revealed by the actuals, do not call for any reasonable criticism although both the income and expenditure have increased substantially which would be quite in keeping with budgetting of an expanding institution like our great City, considering the past experience when the actuals revealed unaccountably high increase in the estimated income and at the same time substantial decrease over the estimated expenditure. Under-estimating income and overestimating expenditure is not a healthy way of estimating in case of any institution and more so of a Civic Body which has to adjust its budget by taxing the citizens at enhanced rates It is only last year that the actuals of income showed an increase of as much as Rs. 1,88.50 lacs over the budgeted amount, whereas there was decrease in the expenditure by Rs. 12.40 lacs. In this context the results of the year under report are noteworthy and deserve compliments for accuracy in Budgetting.

Variation in Income.

5. In preparing the Budget Estimates for the year under report an Opening Cash Balance of Rs. 1,46.18 lacs was estimated. On the final closing of the accounts for the previous year, the actual Opening Balance for the year under report amounted to Rs. 2,02.00 lacs as against Rs. 71.39 lacs for the previous year. The total income budgeted for was Rs. 14,80.20 lacs while the actual realizations amounted to Rs. 15,32.92 lacs (inclusive of Rs. 5 lacs transferred from the B. E. S. & T. Fund) showing an increase of Rs. 52.72 lacs over the budgeted amount and also an increase of Rs. 1,09.49 lacs over the figures of actual income of the previous year, *viz.* Rs. 14,23.43 lacs, exclusive of transfers from the B.E.S. & T. Fund. On the Expenditure Side the amount budgeted for was Rs.14,19.43 lacs whereas the actuals of expenditure were Rs. 14,89.49 lacs as against the previous year's actuals of Rs. 12,88.26 lacs. The anticipated surplus of Rs. 60.76 lacs decreased to a surplus of Rs. 43.43 lacs as against the deficit of Rs. 28.85 lacs and the surplus of Rs. 1,35.16 lacs in the previous year.

A detailed study of the Income Side reveals an increase of Rs. 1,09.49 lacs over that of the previous year (exclusive of transfers from the B. E. S. & T. Fund). The main increases were under General Tax, Town Duties, Grant-in-aid in respect of fines for offences against Law, Miscellaneous, Water Works, Fire Brigade, Licensing, etc., Contribution from Capital Funds and Receipts from Government on account of U. I. P. Tax. The main decreases were under Street Cleansing and Conservancy, Roads and S. W. Drains, etc., Buildings and Land Acquisition and Transfers from the B. E. S. & T. Fund.

Variation in Expenditure.

6. As against the final sanctioned grants (including renewed and additional grants) which aggregated to Rs. 18,60.52 lacs, the actual expenditure amounted to Rs. 14,89,49 lacs, leaving an unexpended balance of Rs. 3,71.03 lacs. Out of this, grants aggregating to Rs. 2,25.39 lacs are being renewed for expenditure during 1962-63 and the balance of Rs. 1,45.64 lacs was allowed to lapse as savings.

The actual expenditure for the year, *viz.*, Rs. 14,89.49 lakhs, compared with that of the previous year, *viz.*, Rs. 12,88.26 lakhs, showed an increase of Rs. 2,01.23 lakhs.

The main increases on the Expenditure side were under Water Works, Museums, Public Health, Roads, S. W. Drains, Fire Brigade, Markets and Contribution to Budgets 'B''D''E' and 'F' and Fines Fund and Pension Fund. The main decreases were under General Supervision, Medical Relief and Education, Mechanical, Buildings and Land Acquisition, Licensing and Gardens and Open Spaces. Additional grants sanctioned during the year aggregated to Rs. 2,81.66 lacs as against Rs. 1,23.93 lacs during the previous year.

The incidence of taxation per head for the year was Rs. 44.57 as against Rs. 43.93, Rs. 44.97 and Rs. 38.88 for the preceding three years.

Loan Funds.

7. The Opening Balance on 1st April 1961 on account of Loan Funds excluding the Trust Funds was Rs. 2,35.12 lakhs. Loans aggregating to Rs. 2,93.78 lakhs were raised during the year.

The total Loan Funds available for expenditure during the year were Rs. 5,28.89 lakhs. Out of this, an amount of Rs. 61.86 lakhs was reserved for the purchase of Capital Stock. The net amount thus available for expenditure during the year was Rs. 4,67.03 lakhs. The total expenditure incurred during the year was Rs. 2,91.00 lakhs leaving a balance of Rs. 1,75.03 lakhs in he Loan Funds at the close of the year.

The actual expenditure amounted to Rs. 2,93.44 lakhs on Capital Works as against the budgeted figure of Rs. 6,35.79 lakhs, the percentage by which actuals fell short of Budget Estimates being 54 as against 63 for the preceding year.

The amount of the new loan proposed in the Budget for 1961-62 was Rs. 500 lakhs. The same was, however, reduced to Rs. 280 lakhs in the revised estimates. A loan of Rs. 55 lacs only was raised by public subscriptions and that of Rs. 2,25 lacs was raised internally. The total amount actually raised to finance the Capital Expenditure including purchase of Plant and Machinery was Rs. 2,93.78 lakhs.

The Balance of the loan of Rs. 2,20 lakhs out of the loan aggregating to Rs. 500 lakhs sanctioned for 1961-62 was allowed to lapse.

Reduction of Debt during the year amounted to Rs. 66.48 lakhs. The loan liabilities at the close of the year stood at Rs. 47,42.15 lakhs.

Sinking Funds.

8. The value of investments of the Sinking Fund at the close of the year amounted to Rs. 13,66.55 lakhs. The value of securities held in the Sinking Fund Account on the basis of market rates prevailing on 31st March 1962, including Interest and Cash, exceeded the actual amount of the Sinking Fund by Rs. 2.30 lakhs.

Improvements Schemes Account, General Account, Income and Expenditure.

9. The total income for the year amounted to Rs. 1,42.14 lakhs against Rs. 1,32.51 lakhs for the previous year, showing an increase of Rs. 9.63 lakhs over that of previous year. The main increases were in respect of (*i*) Rent and other proceeds of properties Rs. 0.25 lakh, (*ii*) Grant-in-aid from Government for meeting the deficit in the General Account Rs. 0.2 lakh, (*iii*) Miscellaneous receipts, etc., Rs. 0.13 lakh, (*iv*) Contribution from Municipal Corporation Rs. 7.39 lakhs, and (*v*) Interest and profits on investment Rs. 1.82 lakhs.

The total expenditure for the year *viz.*, Rs. 1,34.84 lakhs as against Rs. 1,32.53 lakhs for the previous year, showed an increase of Rs. 2.31 lakhs on that of the previous year. This is made up of increase of Rs. 4.55 lakhs under Debt Charges counter-balanced by a decrease of Rs. 2.24 lakhs under Maintenance of Properties and Streets.

The net surplus thus amounted to Rs. 7.30 lakhs.

Loan Account.

Loan liabilities of the *ex*-Trust at the commencement of the year were Rs. 15,21.31 lakhs against Rs. 15,30.27 lakhs in the previous year. The repayment of loan during the year amounted to Rs. 38.73 lakhs, out of which Rs. 9.27 lakhs were repaid to Government on the basis of equated payments out of Revenue and Rs. 29.46 lakhs to the debenture holders. The outstanding loan liabilities at the close of the year thus stood at Rs. 15,32.57 lakhs. Out of this, amount outstanding on account of Government Loan aggregated to Rs. 7,26.38 lakhs. All the debentures in respect of loans aggregating to Rs. 4,76 lakh originally raised from Government have now been repurchased according to the approved programme for Sinking Fund Investments. The liability to Government on this account is, therefore, only Rs. 2,50.38 lakhs.

Capital Account.

The year began with an Opening Balance of Rs. 55.54 lakhs. In the course of the year, receipts on account of sale proceeds of Lands and Buildings amounted to Rs. 13.10 lakhs. A loan of Rs. 50 lakhs was raised during the year. The total funds thus available were Rs. 1,18.64 lakhs. The total expenditure incurred amounted to Rs. 77.86 lakhs. The surplus in the General Account for the year amounted to Rs. 7.30 lacs and was transferred to the Capital Account. There was thus an unspent balance of Rs. 48.08 lakhs at the close of the year.

The actual Expenditure during the year on schemes amounted to Rs. 77.86 lakhs as against the Revised Estimates of Rs. 2,01.94 lakhs including Rs. 11.42 lakhs on account of the cost of Management and Establishment.

Sinking Fund in Improvement Schemes Account.

The amount of Sinking Fund on 31st March 1962 was Rs. 6,92.02 lakhs including cash of Rs. 214 with the State Bank of India. Valuing the Municipal and Trust debentures at par, the market value of Sinking Fund Investment at the end of the year under review amounted to Rs. 6,93.24 lakhs. This, together with interest accrued upto 31st March 1962, *viz.*, Rs. 2.55 lakhs and cash of Rs. 214 with the State Bank of India, brought the total amount of Sinking Fund to Rs. 6,95.80 lakhs against Rs. 6,02.39 lakhs, the amount to which the Sinking Fund should have accumulated at the close of the year. The excess in the fund thus amounted to Rs. 93.41 lakhs.

The liabilities of the loans in respect of the Improvement Schemes outstanding on 31st March 1962 were Rs. 15,32.58 lakhs. Out of this, Rs. 2,50.39 lakhs were borrowed from Government as aforesaid and the balance of Rs. 12,82.19 lakhs represented loans raised by issue of debentures. Out of this, Rs. 4,76 lakhs originally borrowed from Government have now been re-purchased for Sinking Fund investments and Rs. 8,06.19 lakhs from the public.

The gross Capital Liabilities of the Improvement Schemes stood at Rs. 15,80.16 lakhs at the close of the year under review and the assets at Rs. 33,35.79 lakhs including the book value of lands comprised in Schedules 'W' and 'X', resulting in a Surplus of Rs. 17,55.63 lakhs.

General Account, Slum Clearance—City and Suburbs.

The total income during the year under Slum Clearance, City Section, amounted to Rs. 6.71 lacs against Rs. 3.89 lacs in the previous year showing the net increase of Rs. 2.82 lacs. This is made up of increase of Rs. 2.63 lacs under Rent and Other proceeds of properties and Rs. 0.90 lac under Interest and Profits in investment.

The expenditure on this account during the year amounted to Rs. 9.45 lacs consisting of Rs. 3.15 lacs on Maintenance of Properties and Streets and Rs. 6.30 lacs on Debt Charges, resulting in a deficit of Rs. 2.74 lacs.

The total income during the year under Slum Clearance, Suburban Section, amounted to Rs. 11.69 lacs as against Rs. 8.60 lacs in the previous year showing a net increase of Rs. 3.09 lacs. This is made up of increase of Rs. 0.4 lac under Rent and Other proceeds of properties, Rs. 3.46 lacs under Contribution from Budget 'D' counter-balanced by a decrease of Rs. 0.41 lac under Interest on Profits and Investment.

The expenditure during the year on this account amounted to Rs. 0.34 lac under Debt Charges only leaving net surplus of Rs. 11.35 lacs.

Capital Account, Slum Clearance—City.

The Opening Balance under Capital Account, Slum Clearance, City, on 1st April 1961 was Rs. 10.75 lakhs. With a view to meeting the expenditure on Slum Clearance Schemes in the City a loan of Rs. 50 lacs was raised, whereas an additional sum of Rs. 5.98 lakhs was received from Government as loan and Rs. 0.2 lakhs on account of sale proceeds. An amount of Rs. 6.31 lakhs was received as Grant-in-aid from Government. Thus the total funds, available for expenditure amounted to Rs. 73.07 lakhs, against which the expenditure incurred during the year including discount and other charges on loan, etc., amounted to Rs. 34.84 lakhs. The deficit in the General Account amounting to Rs. 2.74 lakhs was transferred to Capital Account. The unspent balance at the close of the year stood at Rs. 35.48 lakhs.

Capital Account, Slum Clearance-Suburbs

The Opening Balance under Capital Account, Slum Clearance, Suburbs on 1st April 1961 was Rs. 19.33 lakhs. Rs. 9.45 lakhs were received from Government as loan and Rs. 13.59 lakhs were paid by Government as Grant-in-Aid. The total funds available for expenditure thus amounted to Rs. 42.37 lakhs, against which expenditure incurred during the year amounted to Rs. 17.06 lakhs leaving an unspent balance of Rs. 36.66 lakhs including a revenue surplus of Rs. 11.35 lakhs transferred to Capital Account.

The Standing Committee is much pained to find such huge surplus under Slum Clearance Account of the Suburban area, as these areas which are a recent addition, are much backward in development and as such all the available financial resources must be exhausted by concentrated efforts to develop these areas with a view to bringing them on City level early. The Standing Committee hope that the executive will be more vigilant and resourceful to spend all available funds under this accounts in future.

Education Fund.

10. The total income for the year amounted to Rs. 3,15.03 lakhs consisting of Rs. 2,13.03 lakhs being the Contribution from Budgets 'A', 'D' and 'F', Rs. 48.27 lakhs Grant-in-aid from Government and Rs. 53.74 lakhs on account of Education Cess and Miscellaneous Receipts against the Budget Estimates of Rs. 3,02.84 lakhs showing an increase of Rs. 12.19 lakhs on Budget Estimates for the previous year. The increase was mainly due to rise in receipts under Contributions from the Corporation, Miscellaneous Receipts, Credit to Special Municipal Contribution paid to *ex*-employees who subsequently opted for pension, Contribution from Government and Miscellaneous Revenue, counter-balanced by decrease under Education Cess.

The total expenditure for the year amounted to Rs. 2,83.69 lakhs against the Budget Estimates of Rs. 2,98.22 lakhs. The final sanctioned grants including renewed grants and additional grants available for expenditure amounted to Rs. 3,31.16 lakhs. The unexpended balance thus amounted to Rs. 47.47 lakhs at the close of the year out of which an amount of Rs. 17.65 lakhs was renewed for expenditure for 1962-63 and the balance of Rs. 29.82 lakhs was allowed to lapse as savings.

The Opening Balance on account of Loan Funds excluding Trust Funds on 1st April 1961 was Rs. 30.50 lakhs. A new loan of Rs. 80 lakhs was proposed for 1961-62 but actually a loan of Rs. 65 lakhs was raised during the year. The total loan funds thus available amounted to Rs. 95.16 lacs against which expenditure booked on loan funds amounted to Rs. 73.98 lakhs. An advance for purchase of furniture amounted to Rs. 5.63 lakhs out of which Rs. 0.68 lakh were recouped. The closing balance at the end of the year in loan funds amounted to Rs. 16.12 lakhs.

During the year loan fund balance including the loan of Rs. 55 lakhs raised during the year was Rs. 95.15 lakhs. Against this, provision proposed in the Budget was Rs. 1,64.59 lakhs leaving an uncovered balance of Rs. 69.44 lakhs.

The Sinking Funds investment on 31st March 1962 amounted to Rs. 29,19,731 made up of Rs. 29,19,376 in securities and Rs. 355 in cash with State Bank of India. Valuing the Municipal debentures on par, the Market Value of Sinking Fund on 31st March 1962 was Rs. 29,35,552. This together with the interest of Rs. 26,412 and cash with the State Bank of India of Rs. 355 the total amount of Sinking Fund comes to Rs. 29,62,319 and more than covers the amount of Rs. 29,15,308 to which the Sinking Fund should accumulate on 31st March 1962, the excees in the Sinking Fund investment thus being Rs. 47,011.

The percentage of actual expenditure on Loan Works to the Loan Funds available was 78. The Standing Committee note with concern the failure on the part of the Executive to expend the Loan amounts sanctioned by the Corporation within the scheduled limit and hope that more streneous efforts will be put in to augment the Loan Works Programme under Budget 'E' especially as large number of our schools are located in the private premises which are quite unsuitable for imparting instructions and further as the accommodation both in the private and municipal owned school buildings is insufficient to accommodate the increasing number of pupils seeking admission to our schools and as a result whereof quite a large number of our schools are forced to meet in two shifts.

Taxation, Demand, Collection and Outstanding.

11. During the year under report, the rates of taxation remained the same as in the previous year. The Education Cess was continued to be levied at the same rates as in the preceding year. The rates of taxation thus stood as follows :—

General Tax (including Fire Tax) at 19.75 per cent., Water Tax at 4.50 per cent. and Halalkhore Tax at 3.50 per cent., Tax on vehicles and animals was levied at the maximum rates mentioned in Schedule 'G' of the Bombay Municipal Corporation Act. Rates charged for the supply of water by meter measurement ranged from Rs. 1.65 to Rs. 5.50 per 10,000 litres, according to the class of properties.

Education Cess was levied at 1 per cent. in respect of properties having Rateable Value of Rs.75 to Rs. 299 and 1.50 per cent. on properties with Rateable Value of Rs. 300 and above. No Education Cess was levied on properties having rateable value below Rs. 75.

On the Assessment Register at the close of the year, there were 57,385 properties against 56,692;56,363 and 56,091 during the previous three years. 54,106 properties as against 53,18

properties in the previous year, were assessed to General Tax, while 2,153 properties against 2,178 in the previous year were exempted from General Tax, under Section 143 (1) (*a*) of the Bombay Municipal Corporation Act, while the Municipal properties exempted from the General Tax numbered 1,126.

Properties newly erected, demolished and enlarged during the year numbered 1,122,429 and 1,546, respectively, as against 771, 442 and 1,043 in the previous year. At the end of the year single-room tenements, double room tenements and flats in the City numbered 2,83,035, 86,637 and 71,231 against 2,82,858: 85,278 and 70,335 in the previous year.

Rateable value of all properties in the City at the end of the year amounted to Rs. 31,62.89 lakhs as against Rs. 30,60.45 lacs Rs. 28,92.71 lakhs and Rs. 27,77.90 lakhs in the preceding three years. The rateable value *per capita* was Rs. 114.22 as against Rs. 131.58, Rs. 124.37 and Rs. 119.43 in the previous three years. In 31 cases, the rateable value was increased by more than Rs. 2,000 in each case.

In the classification of properties according to user, it is found that out of 57,385 properties with an approximate rateable value of Rs. 31,62.89 lakhs, 39,310 properties only are used for residential purposes with an approximate rateable value of Rs. 19,55.55 lakhs.

From the classification of properties according to rateable values, it is found that as many as 49,284 properties come within the rateable value of Rs. 20,000 leaving only 2,577 properties having rateable value between Rs. 20,001 and Rs. 3,50,001 and above. These figures do not, however, include properties belonging to the Bombay Port Trust and the Railways which are assessed in lump.

The total number of vehicles and animals taxed during the year (including those taxed under the Public Conveyance Act of 1920) was 63,277 as against 55,584 53,685 and 50,736, in the previous three years. Of this total number, the maximum number in any group was 36,208 for motor cars (including 4,823 taxis) and the smallest numbers were 19 for trolleys and 4 for wheeled vehicles drawn by animal.

During the year under report, Wheel Tax for hack-victorias, labour-carts and hand-carts (without pneumatic tyres) leviable, respectively, at Rs. 112, Rs. 40 and Rs. 8 per annum was compounded for the calendar year at Rs. 100, Rs. 35 and Rs. 6, respectively, as they had to pay the tax for the whole year in advance instead of quarterly as in the case of other vehicles.

During the year under review, bills numbering 1,19,778 and 2,06,819 were issued, respectively, for Property and Wheel Tax. The amounts collected against total demand of Rs. 14,77.25 lacs and Rs. 1,32.07 lakhs, were Rs. 11,30.50 lacs and Rs. 52.75 lacs, which worked out to 76.50 and 39.94 per cent. of the respective demands. The total outstanding at the end of the year was Rs. 4,26.42 lakhs. Outstanding involved in disputes regarding water tax and water charges stood at Rs. 10.07 lakhs at the end of the year. The figure of total outstandings is also inclusive of the amount of Rs. 92.04 lakhs involved in complaints against rateable values, which were pending at the close of the year. Out of the total outstanding from private properties, an amount of Rs. 1.23 lakhs was involved in suits filed, Rs.4.47 lakhs were payable by the Court Receiver and Official Assignee, about Rs. 16.43 lakhs were involved in appeals against rateable values and about Rs. 28.17 lakhs were involved in disputes regarding Wheel Tax. The amount was also inclusive of a sum of about Rs. 19.89 lakhs in respect of properties occupied on flatownership basis. The average of recovery to the total demand during the year under report was 73.51 per cent. the percentage of outstanding being 26.49 as against 25.58,29 and 26.58 in the previous three years.

The Standing Committee note with concern the high percentage of outstandings and hope that vigorous efforts will be made and if necessary, the collection machinery remodelled, in order to reduce the outstandings to the minimum possible extent as the Revenue Collection is the mainstay of Municipal finance and hence also of the Civic Administration of this Great City.

The total amount on exemption from General Tax allowed in respect of different properties during the year was Rs. 49.44 lakhs as against Rs. 42.15 lakhs, Rs. 41.42 lakhs and Rs. 35.44 lakhs in the previous three years.

The number of claims received for draw back and refund was 7 and 3,195, respectively, against nil and 3,899; nil and 2,966 and 4 and 3,566, respectively, in the previous three years. Of these 1 claim for Draw back and 2,655 claims for refund were admitted involving an amount of about Rs. 880.26 and Rs. 12.60 lakhs respectively.

During the year 4,655 complaints were received out of which 3722 were disposed of during the year of which 2,460 were against revision of assessment amounting to Rs. 3,13.64 lacs while 1,262 complaints were against original assessment amounting to Rs. 2,33.43 lacs.

60 appeals for rateable values were received in the year of which one was settled, one was dismissed, two decided by the Court and 56 were pending at the close of the year.

No suit was filed against the rate payers for the recovery of taxes but in 65 cases actions under Sections 203 of the Bombay Municipal Corporation Act, were resorted to with a view to effecting early recovery of the bills and an amount of Rs. 1,57,638.99 was recovered. In 1 case, action under Section 207 (1A) of the Act, was also resorted to and in several other cases, this action is in progress.

An amount of Rs. 1,044.38 was collected as Riot Tax in the year under report.

General Remarks.

During the year under report, the matter as regards assessment of the Railway properties (Central and Western) for the quinquennium 1949-54 was finalised. As regards the assessment for the quinquennium 1954-59, necessary particulars were called from them. The assessment of Bombay Port Trust properties for the quinquennium 1944-49 has been finalised. The work regarding finalisation of the assessment for the quinquennium 1949-54 was in progress. As regards the properties enjoying exemption from the levy of General Tax under Article 285 of the Constitution, the Central Government have since agreed to pay from 1st April 1954, the charges for the specific services rendered by the local authorities and have directed the State Government to fix a percentage of such charges payable in lieu of the General Tax. The matter is still under correspondence. Tax amounting to Rs. 4,787.31 representing a charge on 734 race horses from 1st October 1961 to 1st March 1962 was recovered through the Western India Turf Club against Rs. 5,142.42 during the preceding year.

Urban Immoveable Property Tax.

12. The rates of taxation continued to be the same as in the preceding year *i.e.*, 5 per cent. in the case of buildings and lands, the rateable value of which were above Rs. 2,000 in each case, and 2½ per cent. in the case of buildings and lands, the rateable values of which were Rs. 2,000 and below in each case but not less than Rs. 500. Properties having the rateable value of less than Rs. 500 per annum each, continued to be exempted. The arrears of the tax as on 1st April 1961 which were Rs. 54.42 lacs increased to Rs. 59.66 lacs during the year under report on account of increase in rateable values. Out of this amount, a sum of Rs. 37.07 lacs was collected, leaving a balance of Rs. 22.59 lacs at the close of the year. The demand in respect of the tax for the year 1961-62 was Rs. 1,33.34 lacs, collection Rs. 99.75 lacs, while Rs. 33.59 lacs remained outstanding at the close of the year. The total collection of Urban Immoveable Property Tax thus amounted to Rs. 1,36.82 lacs during the year under report.

Theatre Tax.

There were in all 38 Class I and 21 Class II Cinema Theatres and the tax was generally received regularly. Theatre tax was also recovered in respect of the various dramatic performances, dances, variety entertainments, etc. held at various Halls, Theatres and other places in the City wherever admission was on payment of charges.

The rates of theatre tax for the year under report were at Rs. 10 per show for Class I Cinema Theatres, Rs. 7 per show for Class II Cinema Theatres, Rs. 7 per show for Drama Concert, Variety Entertainment or Tamasha, Rs. 10 per day for Circus, Carnival or Fete and Rs. 7 per show for any other entertainment.

Exemption from payment of Theatre Tax was granted to such Cinema shows, performances, etc., as were held in aid of bonafide charities or directed towards advancement of cultural or educational activities and exempted from payment of Entertainment Duty leviable by the Commissioner of Police under the Bombay Entertainments Duty Act, 1923.

The total income derived by way of Theatre Tax during the year under report was Rs. 7,14,581.60 as against Rs. 3,47,324.95 in the previous year.

Town Duties.

13. During the year, the rates of Town Duties continued to be the same as those prevailing in the previous year. Proposals made for revising the Town Duty Schedule and necessary amendments to the Bombay Municipal Corporation Act, were still under the consideration of the Corporation. The gross collections from Town Duties amounted to Rs. 157.98 lacs as against Rs. 1,45.49 lacs and Rs. 1,25.57 lacs in the preceeding two years. There was an increase in the net receipts by Rs. 7.27 lacs from Grains, Sugar, Tea, Tinned provisions, etc., while net receipts from wines, spirits and dates showed a small decrease. The amount refunded during the year under review was Rs. 20.13 lacs as against Rs. 14 84 lacs and Rs. 13.80 lacs in the previous two years. Town Duties gave a net revenue of about Rs. 137.43 lacs as against Rs. 1,30.64 lacs and Rs. 1,12.06 lacs and Rs. 97.10 lacs in the previous three years. The total number of claims for refund was 18,746 as against 14,718 and 15,904 in the preceding two years. The number of claims for refund during the year was more by 4,028 than in the previous years and the amount of refund was more by about Rs. 5.29 lacs.

Fees for stamping sugar bags, tea cases, etc. amounted to Rs. 0.97 lakh as against Rs. 0.79 lakh, in the preceding year.

Town Duties collected at Mulund and Dahisar, etc. in respect of articles coming by roads, by Air or in the Head Office amounted Rs. 49.84 lakhs as against Rs. 38.05 lakhs, Rs. 26.20 lakhs and Rs. 24.23 lakhs in the preceding three years, showing an increase of Rs. 11.79 lakhs over the previous year.

Elections.

14. A Supplementary Election Roll containing 522 names was published on 20th December 1961. Out of 639 applications received for enrolment, 60 were rejected and 57 were found identical with names already on roll.

Out of 5 petitions filed in Small Causes Court in respect of General Elections, challenging the validity, one was allowed to be withdrawn, and in another case the elected candidate Shri S. S. Mirajkar (Ward No. 29 Love Grove) was declared disqualified and the first defeated candidate, Shri K. Y. Pawaskar, was declared elected. The remaining three petitions were dismissed with costs under a petition filed under Provision of Section 18 of the Bombay Municipal Corporation Act, Shri R. K. Bhogle, a Councillor from Ward No. 30 (Lower Parel) was declared disqualified.

Planning Section of Public Works.

15. The Architectural Planning Branch prepared in all 80 Plans, 17 Block Estimates and 51 Detailed Estimates costing Rs. 2,15.69 lacs and Rs. 1,06.10 lacs, respectively which included Plans and Estimates for 8 new school buildings and 4 for additional accommodation in School buildings. This also included the plans and estimates for alterations, additions, etc., to the buildings of different Medical institutions, etc. Detailed plans and estimates for the proposed Fish Section at Elphinstone Market and additions and alterations to Peddar Market and Garamkhada Market, Lalbaug, were prepared. Plans and Estimates amounting to Rs. 14.76 lacs for Raja Baldeodas Birla Kreeda Kendra, Chowpatty and of Rs. 25.67 lacs for laying out Sion Fort Hill as Recreation Centre and Garden were also prepared during the year under report.

Municipal Properties.

16. The total number of properties both Municipal and *ex*-Trust maintained by the Maintenance Branch during the year was the same as in the previous year. *viz.* 3,351, as 85 properties were added during the year under report, and 85 properties were demolished. The work of upkeep and maintenance of buildings was carried out partly by contracts and partly by departmental agency. 370 work orders to the extent of Rs. 9.92 lakhs were issued to the Petty Works Contractors as against 332 work orders and Rs. 6.88 lakhs in the previous year. In addition, repairs to school buildings under Budget 'E' were also carried out at a total expenditure of Rs. 51,045.98 nP. in the year under report.

Construction.

During the year under report, 29 works estimated to cost Rs. 1,55.87 lacs were completed. 25 works estimated to cost Rs. 2,68.81 lacs were in progress. 1,170 tenements (1142 tenements & 28 shops) in Slum Clearance Scheme, 334 for housing Municipal Staff, 243 (224 tenements and 19 Shops) for housing tenants of acquired buildings and 580 for house collapse victims were constructed during the year. Construction of 1,200 tenements in Slum Clearance Scheme, 80 tenements for housing tenants of acquired properties and 2,303 tenements (2,288 tenements and 15 shops) for House collapse victims was under progress.

Private Buildings.

17. During the year 1,743 applications against 1,387 in the previous year were received for the construction of new buildings or additions and alterations to the existing ones. The total number of new buildings constructed by private enterprise during the year was 543 of which 334 were residential and 209 non-residential as against 208 constructed during the preceding year. 71 buildings were constructed by Co-operative Societies and 273 by employers for their employees. Although there has been some improvement in the building construction activity during the year, much requires to be done. If proper encouragement and guidance is given, the Standing Committee is confident that the Co-operative Housing will be of a great help in solving the baffling housing problem.

During the year, sanction of the Standing Committee was obtained in 324 cases for the removal of unauthorized works as against 493 cases in the previous year. With the Industrial progress, there has been in the past few years a constant influx of labour population in the City. The efforts of the Government and the Municipality to provide cheap housing near the City for such population have not been able to keep pace with the ever increasing labour and poor class population in the City. As a result, several insanitary, unauthorized hutments have sprung up in the various parts of the City and Suburbs on road sides footpaths, near open drains, in short, wherever there is an unguarded open land. Such hutments number in thousands and is a great menace to the safety and health of the Citizens and are required

to be removed with stern hand in the interest of the City's well-being. The efforts put in by the Department in that direction are comparatively negligible. The Standing Committee hope that regular cruzade for removal of unauthorized hutments and structures is launched and some method is evolved to provide housing shelter to the hutment dwellers which would suit their pockets such as providing plinth areas, etc.

In the case of dilapidated houses, the issue of notices and launching of prosecutions continued as before. In all 4,462 notices were issued during the year for removal of unsafe buildings against 10,344 in the previous year. Out of these 1,941 were complied with and 2,521 were pending at the end of the year. In deserving cases, where the owners applied delaying tactics or refused to comply with Municipal requisition, authorizations under Section 499 of the Act, were given to tenants to carry out repair works and to recover the reasonable expenses incurred by them from the rents. In 135 cases such authorities were given during the year as against 100 in the previous year and 595 tenants took advantage of it.

In 255 cases, departmental action had to be taken to pull down unsafe portions of buildings in the interest of public safety, as the owners failed to carry out the Municipal requisitions meeting the cost in the first instance from the special provision made for the purpose in the Budget and an expenditure of Rs. 98,030.68 was incurred therefor.

The amount spent on the acquisition of set back during the year under report was Rs. 5,81,796.17 as against Rs. 1,13,963.13 during the previous year.

During the year 131 buildings or portions thereof collapsed as against 115 in the previous year. The total number of persons injured was 54 and those killed was 8. The estimated damage to property was Rs. 2,11,080.

7 Sites were sanctioned by Government for clearance and rehabilitation of hutment dwellers. Out of these census of 5 sites with 2,581 families was completed jointly with Maharashtra Housing Board and Collector of Bombay. Scrutiny to decide the families eligible for alternate accommodation was in progress.

House numbering.—The work of assigning house numbers to the newly constructed properties in B Division was completed during the year. The work of assigning numbers to the newly constructed properties in C Divisions was in progress. In case of about 1,000 properties in B Division House number plates were found missing and had to be refixed. The work in respect of 'G' Ward was taken in hand in January 1962 and 650 plates were fixed by the end of the year.

Slum clearance, Housing and Land Acquisitions.

18. The progress of the various works under the Slum Clearance Schemes during the year was as under :—

Preliminary Survey.—4 slums in the Suburbs and Extended Suburbs admeasuring 25.30 acres, having 1,260 structures containing 1,971 families and a total population of 8,108 were surveyed.

Clearance of Municipal Slums.—By the end of the year 6 slums were cleared and redeveloped. Clearance and re-development of 11 slums in stages was in progress.

Tenements under the Government of India's subsidised Slum clearance Scheme.—Under the Scheme, 3,668 tenements were sanctioned for the Second Five Year Plan period. Out of these, 954 tenements were completed during the year, bringing the total number of tenements completed upto 31st March 1962, to 1,854. 992 tenements were started during the year, and 1,296 tenements were in progress on 31st March 1962.

Financial Assistance from Government under subsidised Slum Clearance Schemes.—The Corporation have received Rs. 13.81 lacs by way of loan and Rs. 17.96 lacs by way of subsidy from the Government during the year under report. The Corporation has thus, so far, received Rs. 55.44 lacs by way of loan and Rs. 42.26 lacs by way of subsidy upto 31st March 1962.

A programme of Slum Clearance of an outlay of Rs. 68.16 lakhs envisaging construction of 1,136 tenements in Greater Bombay was formulated and forwarded to Government for their sanction and Government sanction to this programme was awaited.

Drainage and Sewerage.

19. *Dadar Purification Works.*—The Sewage Purification Works at Dadar functioned satisfactorily throughout the year under report, except for two settlement tanks which had to be emptied for repairs and were put out of Commission for 2/3 months. The total quantity of sewage received at the Plant during the year was 6,189.31 million gallons, *i.e.*, an average of 16.95 million gallons per day

against the total quantity of 5,704, 6,715.20 and 6,409.06 million gallons received at the Works in the previous three years, giving daily averages of 15.63, 18.39 and 17.56 million gallons, respectively. The total quantity of sludge gas generated during the year was 62,170,600 cubic feet, indicating slight increase the sludge gas generated during the preceding year being 5,99,42,800 cubic feet. The daily average production was 1,70,300 cubic feet as against 1,64,467 cubic feet per day last year. The total revenue realised during the year by sale of gas amounted to Rs. 2,05,638 as against Rs. 1,93,868 and Rs. 1,79,850 during the previous two years. The revenue realised by the sale of dry digested sludge manure during the year amounted to Rs. 6,907 as against Rs. 12,224 during the last year.

Love Grove Pumping Stations and Purification Works.

The working of the old and new pumping stations was satisfactory during the year under report. The total sewage pumped out at this station was 43,777 million gallons. The revenue realised by sale of dry digested sludge manure during the year amounted to Rs. 3,865. The sludge gas generated at the plant was, however, burnt out due to high percentage of H_2S.

Dharavi Purification Works.

The Sewage Purification Plant worked normally. The Digestion Plant worked satisfactorily. The revenue realised from the sale of gas supply amounted to Rs. 37,839.75. The revenue realised by sale of manure amounted to Rs. 4,650.75. The gas supply from this plant was satisfactory throughout the year, except during the months from May to August 1961 when the same had to be cut off due to high percentage of H_2S.

Remodelling existing Sewerage System.

The sewerage system of the City depends upon the satisfactory working of Pumping and Compressor Stations. Sewage from the sewerage system of the City was pumped through 12 Pumping stations. All the four compressor stations were in operation throughout the year.

The work of desilting sewers under a special programme continued during the year and 92,874 R.ft. main sewers were cleaned and 3,89,380 C.ft. of silt was removed. Besides 75,595 R.ft. of pipe sewers were also cleaned removing 29,200 C.ft. of silt therefrom.

Transport.

20. During the year, 572 motor vehicles including one bull-dozer and three skid shovels were in commission as against 577 vehicles, one bull-dozer and 2 skid shovels in the preceding year. During the year 41 vehicles were scrapped and 7 new vehicles were purchased. Proposals for purchase of 20 refuse vehicles, two ambulances, 2 Hearses, and 2 Meat Vans were finalised during the year.

The suburban fleet consisted of 317 vehicles and worked directly under the supervision of A. E., Transport.

The majority of the vehicles were garaged at seven different places in the City.

The transport fleet for removal of refuse consisted of 443 vehicles of different types, *viz.*, 22 moving floors, 12 Bantam Carriers, 27 Scammell Horses, 14 Moto-carts, 2 G.M.Cs., 12 Low-loaders, 9 Jeeps, 3 Dodge vehicles, 30 Fergusson Tractors, 190 Scammell tractors, 29 Fergusson trailors, 48 Devidayal trailers, 42 Mahindra and Mahindra trailers and 3 Bull-dozers. As this fleet was not sufficient to cope up with the daily out-put of refuse, extra vehicles from the Maharashtra State Transport Corporation had to be requisitioned for the removal of refuse. The average collection of refuse in the City worked out to 1,800 tons per day.

Repiars and Maintenance of Raods and footpaths.

21. The total mileage of roads in the City limits at the end of the year was 282.088 miles as against 278.268 miles, 278.368 and 278.346 miles, in the preceding three years.

During the year, about 34,527 square yards of road surfaces were renewed with sheet asphalt. The work of maintenance of roads and footpaths was generally satisfactory throughout the year. An amount of Rs. 14.64 lacs was spent on repairs to pot-holes on carriage ways during the year. A total area of 2,61,752 square yards of the different types of the road surfaces was improved during the year. The work of asphlating footpaths was continued during the year and footpaths of 24 roads covering an area of 20,969 square yards were asphalted at a cost of Rs. 56,815.02.

Traffic Islands were provided at important inter-sections. Eleven new Traffic Islands were provided during the year under report and the traffic signals were provided at 5 intersections. Remodelling of 5 Rotaries was undertaken during the year and traffic studies in respect of 5 intersections were completed and quotations were invited for installation of traffic signals thereat.

Approval to plans and estimates for an overbridge for vehicular traffic at Princess Street was sought for. However, this proposal was held over to fit in with the proposed development

of Western Railway Tracks. For similar reasons, construction of foot-bridges across Queen's Road at Charni Road and Marine Lines Stations was held over for the present.

During the year, a sum of Rs. 3,105 was realised on road opening fees from 845 permits issued for execavation of Roads and foot-paths. Amounts of 31,629.92 and Rs. 8,428.39 respectively, were realised for (1) use of roads for stacking materials and putting up scaffoldings in respect of 469 permits and (2) temporary occupation of roads and footpaths, for erecting mandaps, placing chairs, benches, etc. in respect of 354 permits issued therefor.

496 Bus and Trams Shelters were permitted during the year on Roads and footpaths as against 473 in the previous year.

The number of street lamps in the City at the end of the year was 13,377, as against 13,079 12,784 and 12,590 in the previous three years. An expenditure of Rs. 24.93 lacs was incurred for lighting and maintenance of steet lamps as against Rs. 23.72 lacs in the previous year.

Seventeen roads were lighted by HMV lamps under the 'All-in-Hire Scheme' and 17 roads with electric and gas lamps. 14 Roads were provided with new lighting arrangements.

Removal of Town Refuse.

22. As in the past a major portion of the City refuse was transported to Deonar for disposal.

The arrangement of running two refuse trains per day each consisting of an average of 30 Municipal refuse wagons of 950 C.ft. capacity, was continued during the year.

The total number of wagons sent to Deonar during the year under report was 21,206 as against 22,847, and 22,210 during the preceding two years. The total quantity of refuse removed to Deonar was about 2,01.17 lacs C.ft. as against 2,17.04 lacs C.ft. during the preceding year. The total cost of haulage and unloading per 100 C.ft. amounted to Rs. 2.60 approximately as against Rs. 2.61 per 100 C.ft. in the preceding year.

As the number of Municipal wagons was insufficient to transport the huge quantity of City refuse a number of wagons were taken on hire from Western Railway during the year at Rs. 4.50 per wagon per day. The number of such wagon days during the year was 17,840 and the hire charges amounted to Rs. 80,280.

No additional land was reclaimed during the year but the refuse was used to fill up depressions caused by rain and fire.

The cost of maintenance of Mahalaxmi and Chembur Siding was Rs. 23,661.16 and the cost of repairs and maintenance to Municipal Wagons amounted to Rs. 72,430.80.

Town Planning Schemes.

23. *Town Planning Schemes.*—The implementation of Town Planning Scheme, Bombays City No. 1 (Mandvi and Elphinstone Estate) was held in abeyance pending finalisation of measures to indicate alternative accommodation to tenants likely to be affected.

The implementation of Town Planning Schemes, Bombay City No. II and III (Mahim Area) was in progress during the year. The Arbitrator appointed for Town Planning Scheme, Bombay City No. IV (Mahim Area) declared his award on 24th February 1962 and the Government appointed a Board of Appeal whose work will start in due course.

97 Commencement certificates were issued during the year, bringing the total to 1,085. Rs. 6.32 lacs were spent on preliminary works in respect of these Town Planning Schemes, bringing the total expenditure upto the end of the year to Rs. 16.30 lacs.

Development Plan for Greater Bombay.

During the year, tentative Development Plans for certain areas in K, L, M and R Wards in Suburbs were prepared. Similarly survey in respect of Hospitals, Dispensaries, Primary Schools, Markets, Parks and Play-grounds in Greater Bombay were completed. Advisory Committee formed to assist in the preparation of Development Plan had in all 13 meetings during the year.

During the year Development Plan for D Ward was finalised and submitted for approval of the Corporation who have referred the same to a Consultative Committee appointed for the purpose. On receiptof the directions of the Corporation on several issues in connection with the preparation of Development Plan, raised under this proposal the works of finalisation of Development Plans for the remaining Wards would be taken in hand.

A proposal was also submitted in respect of fixation of Floor Space Indices to be fixed for different parts of the City. The proposal is pending consideration before the Improvements Committee of the Corporation. The revision of Development Control Rules was also under consideration before the aforesaid Consultative Committee.

In view of the magnitude of the work as also the repurcussions it will have, and sufferings it will inflict in the present set up of City's population, the Standing Committee feel that this work should be executed expeditiously but at the same time cautiously bringing least sufferings to the citizens who will be affected in the proposed development.

Conservancy

24. Roads, footpaths and house gullies were swept twice daily. Some of the main roads were attended to with increasing frequency as and when found necessary. House gullies were flushed and main roads were washed periodically. The total refuse collected and removed through the Municipal agency was 6,57,000 tons.

Refuse gathered by sweeping the roads, footpaths and house gullies was collected and either carried to the nearest dust bin shed or removed in travelling carts or lorries to the place of disposal at least twice daily. Refuse taken to the Mahalaxmi Refuse Siding was transported to Deonar daily in a special refuse train.

431 big animals and 22,233 small animals were removed to Mahalaxmi Siding during the year realising Rs. 7,805.50.

1,152 persons were prosecuted during the year for committing nuisance by throwing refuse in the streets or public places or fouling roads by urinating, etc.

There were in all 1,518 privies with 280 cesspools and 37 septic tanks in the City. The work of removal of night-soil was attended to regularly by 8 cesspool carts and 6 cess-pool lorries.

Control of Stray Dogs.—21,045 stray dogs were caught and destroyed as against 17,265 in the preceding year. 8,686 dogs were licensed under the Dog Licensing Act, as against 8,638 in the preceding year. The total income by way of dog licensing fees, etc., was Rs. 44,705.50 as against Rs. 44,746.25 in the previous year.

The work of immunizing the milch cattle against Rinder Pest was continued and 27,969 milch cattle were inoculated as against 25,643 in the previous year. 64 cases of Rinder Pest were detected during the year.

In addition to the above, the Conservancy Branch also rendered special conservancy and halalkhore services to various circuses, exhibitions, etc., realising thereby Rs. 1,53,888.66. Besides Rs. 81,685 were paid by Government for services rendered for cleansing Government foreshores.

Special Technical Unit.—With a view to ensure proper execution of Municipal works done by contract or departmentally, one post of Executive Engineer (Vigilance) was sanctioned by the Corporation. The officer working in the said post continues to help the staff by paying surprise visits to various works.

6,073 different kinds of tests were made and 110 out-door calls for tests were attended by the Municipal Material Testing Laboratory during the year.

Mechanical Branch

5,863 jobs were completed at the Municipal Workshops, Foras Road, during the year. The expenditure on Departmental and Private Works amounted to Rs. 6,36,271.35.

Castings, such as iron manholes, gratings, etc. were manufactured at the Municipal Foundry. The total turn over was 1.64 lacs Kg. of a value of Rs. 1.11 lacs.

The Municipal Hot Mix Asphalt Plant at Worli worked for 205 days and remained closed for 160 days on account of rainy season. The labour for the plant was engaged by contract.

The Crushers at Worli and Sewri worked satisfactorily during the year. The total out put was 8,750 brass as against 10,961 brass in the previous year.

Estate and Land Management.

25. The Department continued to look after the work of acquisition of lands and preparation of layouts, etc., as before.

Possession in respect of 27 properties was obtained during the year under report. Acquisition proceedings of 68 other sites both in the City and Suburbs were in progress during the year under report. In about 27 cases, Government had been requested to acquire land for Municipal purposes and notifications were awaited. 38 Municipal plots in Sewri-Wadala Estate, were acquired by Government for staff quarters of the Central Government. There were no changes in layout in *ex*-Trust Estates.

Out of the total area of 2,879 acres acquired by the *ex*-Trust, about 37.3 per cent. remained to be developed and out of the developed area 1.09 per cent. remained to be leased, including an area of 1,64,680 sq. yds. reserved for Municipal purposes. At the end of the year, the area of undeveloped land was the same as in the previous year, *viz.*, 51.97 lacs sq. yds.

During the year, in all 10 plots covering a total area of 42,374 sq. yds. and valued at Rs. 12.30 lacs were leased on long leases. The total number of plots disposed of upto the end of the year was 4,306 with an area of 60,88,677 sq. yds., valued at Rs. 12,79.37 lacs as against 4,296 plots with an area of 60,46,303 sq. yds., valued at Rs. 12,67.05 lacs, respectively, upto the previous year. Commutation of ground rent in respect of plots leased on long term basis is being discouraged as the same is not considered advantageous to the Corporation. The amount received by way of commutation of ground rent and premium during the year was Rs. 12.65 lacs as against Rs. 7.54 lacs in the preceding year.

At the commencement of the year, the Department had in its charge 529 acquired or surrendered buildings against 542 in the preceding year. These contained 5,148 tenancies. At the end of the year there were 491 buildings with 4,906 tenements, the difference being due to demolition of 60 structures and addition of 22 during the year. New residential accommodation made available in the houses erected by lessees during the year comprised of 406 tenements.

The gross demand from 4,906 tenements in the acquired and re-entered buildings amounted to Rs. 10.35 lacs. Deducting therefrom losses on account of vacancies and concessional rents, the net demand for the year was Rs. 9.97 lacs. The net revenue collected amounted to Rs. 10.17 lacs which was 81.32 per cent. of the total recoverable amount including the arrears of Rs. 2.53 lacs for the previous years.

In addition to tenements already constructed during the previous year, construction of tenements at Wadala, Horse Shoe Valley at Ghatkopar, Rawli Camp, Bane Compound, Foras Road and Worli was completed. 80,509 tenements were constructed and 39,070 tenements were demolished, thus showing an excess of 41,439 new tenements over demolished ones.

The gross demand for *ex*-Trust permanent chawls was Rs. 19.17 lacs, while the revenue collected was Rs. 16.72 lacs as against Rs. 17.69 lacs and Rs. 16.67 lacs, respectively, in the previous year. Deducting out-going of Rs.13.35 lacs, the net income was Rs. 4.34 lacs during the year under report. Deducting therefrom Rs. 12.96 lacs, as the Sinking Fund and interest charges for these tenements at the rate of 4.61 per cent. on the capital expenditure incurred prior to 1919-20 and 6.35 per cent. on expenditure incurred in the subsequent years, the Corporation suffered a net loss of about Rs. 8.62 lacs on these tenements during the year under report.

The average population in the chawls during the year was 96,529 as against 87,385, 81,010 and 72,626, in the previous three years, while the corresponding figures for semi-permanent sheds including Labour Camp were 57,709, 52,772 46,060, and 44,041, respectively.

During the year under report, amounts of Rs. 1.78 lacs and Rs. 0.59 lacs were transferred to Rent Equalisation Fund and Amenity Fund created by the Corporation to compensate the loss suffered by them in the maintenance of Municipal tenements.

The gross demand in respect of rooms in S.P. Sheds was Rs. 5.79 lacs. Deducting therefrom the losses due to vacancies and concession in rents, the net demand for the year was Rs. 5.71 lacs. The actual collections amounted to Rs. 5.96 lacs which was 73.29 per cent. of the recoverable amount including arrears.

The Department looked after 17 properties requisitioned for A.R.P. purposes consisting of 425 tenements and 660 tenements constructed for explosion victims at Arthur Road, Fergusson Road and Wadala Road.

With a view to relieving housing shortage in the City, the Corporation permitted construction of an additional floor on buildings on the plots in *ex*-Trust and Shivaji Park Estates. In accordance with this policy, additional floors over 69 buildings were sanctioned to be constructed during the year on payment of extra premium of Rs. 6.57 lacs and extra ground rent of Rs. 32,861. Construction of 41 motor garages on the compulsory open spaces of plots in these Estates was also sanctioned during the year on payment of extra premium amounting to Rs. 76,083 and extra ground rent amounting to Rs. 3,804. During the year, 200 cases of encroachment on compulsory open spaces and change of user were detected and action to remedy the irregularities was taken.

With the object of maintaining sanitation, etc., in the Municipal chawls and buildings, enforcement of Bye-laws framed by the Corporation was continued along with the propaganda

work and the supervision of the inspecting staff, during the year, as a result of which fines amounting to over Rs. 50 were recovered. First Aid sets and sick-room requisites, such as thermometers, hot water bottles, etc., were maintained at 8 Chawl Centres, Matunga Labour Camp, Dharavi and Mankhurd Colonies.

With the amendment of the Bombay Municipal Corporation Act, the Municipal Commissioner was entrusted with Summary power of eviction for non-payment of Municipal dues, etc.. Accordingly the Assistant Municipal Commissioner started the work on 15th January 1962. During the year 1,015 ejectment suits were filed against the tenants for sub-letting rooms as also for recovery of arrears of rent, taxes, etc., as against 1,029,495 and 907 in the previous three years. An expenditure of Rs. 5,649 was incurred during the year in connection with suits previously filed. A sum of Rs. 18,777 was recovered towards Court costs. Some of the suits are still pending in the Court.

At the end of the year, the number of unbuilt plots already in the possession of the lessees was 70. These plots were lying vacant as the lessees thereof could not start construction work on account of scarcity of building materials and their prohibitive prices. The number of plots of which possession could not be handed over to the lessees on account of temporary lettings and occupation thereon was 383.

Water Supply

26. The Tansa and the Vaitarna Lakes, the principal sources of the City's water supbly, overflowed for about 51 and 114 days, respectively. The Tulsi Lake also overflowed for about 60 days. The Vehar Lake overflowed for 14 days during the year under report.

The average daily supbly to Greater Bombay during the year under report was about 915.47 mega litres as against 914.56, 855.90 and 847.67 mega litres in the previous three years. During the year, the quantity of water supplied to Greater Bombay was 3,39,453.03 mega litres against 3,33,817.10, 3,13,266.64 and 3,09,407.80 mega litres in the preceding three years. Quantity of water supplied to the City proper was 2,68,618.14 mega litres. Out of the above quantity, supply to the Thana Municipality was 2,959.40 mega litres as against 2,510.72 mega litres in the previous year. Water supplies to bodies outside the limits of Greater Bombay was 5,040.10 mega litres as against 4,430.03 mega litres in the preceding year. Of the total supply to Greater Bombay, a quantity of 1,73,827.25 mega litres or 64.454 per cent. was for domestic purposes as against 1,76,488.405 mega litres or 65.61 per cent. in the previous year which registered a slight decrease. The average daily supply (for all purposes) per head on the basis of the population of 41.52 lacs of Greater Bombay as per the Census Report of 1961 was 223.98 litres, while that for domestic purposes only worked out to 138.96. Percentage of total supply for domestic and other purposes worked out at 61.99 and 38.01, respectively. The total quantity of water supplied to the City by meter measurement for domestic purposes was 35,724.86 mega litres and that for trade purposes was 52,572.83 mega litres, of which 22,024.51 mega litres were consumed by mills, *i.e.*, 8.29 per cent., and 6,028.36 mega litres were consumed by the Bombay Port Trust *i.e.*, 23.32 per cent. 40,292.70 mega litres of water or 15.100 per cent., were wasted due to leaks and other losses through Municipal mains, etc. The percentage of the use of water was 18.886 for trade purposes, 0.208 for public purposes, such as, fire, road watering, etc., and 64.454 for domestic purposes for the City while the percentage for domestic and non-domestic use for the Suburbs was 53.83 and 31.22, respectively, and for the Extended Suburbs was 41.64 and 46.27, respectively.

There were two major bursts on trunk mains, one at Balcum on 72" East mains at 49 K.m. (Mile 30/3) on 6-5-1961 and the other at Kurla on 24" Vehar Main at the junction of Magan Nathu Road and Agra Road on 15-1-1962. There were 104 major leaks, and 3,200 minor leaks on trunk mains and 160 leaks in the masonry aquaduct line and 2,060 leaks on syphon mains. All the leaks were repaired expeditiously.

Water from the two lakes (*viz.*, Tansa and Vehar) was sterilized by chlorine treatment. Tulsi supply was given alum treatment for coagulation. Amoniation was carried out as in the past on the duct supply at Bhandup.

The total calls received from the Fire Brigade Department were 1,985 as against 1,969, 1,728 and 1,780 in the past three years. They were promptly attended to. The total quantity of water used on fires by the Fire Brigade was about 10.75 mega litres as against 15.10 mega litres in the previous year. In order to enable the staff to attend to fires promptly, three fire vans were permanently maintained throughout 24 hours, one at 'E' Ward, second at 'F/S' Ward Office, and the third one at G/S Ward Office.

11 Gardens in the Outside City Division were maintained during the year. Both Vaitarna and Tansa lakes were very popular with picknickers. Total number of visitors at Vaitarna and Tansa were 20,620 and 15,750, respectively. The Vehar Lake and

Garden and the Powai Park continued to be popular with the public especially on Sundays and Holidays.

The Health Resort Camp at Vaitarna consisting of 3 Class I type and 6 Class II type quarters equipped with furnitures, and kitchen articles was opened to public from April 1961 and there was a good response from the public. The advantage of the Road joining Aarey Colony and National Park which passes along the boundary of Tulsi Lake was taken by the public and a large number of picknickers visited Tulsi Lake. A building for a refreshment stall was constructed at Pawai Park at a cost of Rs. 15,200 during the year.

The number of complaints about short supply, etc., was 8,657 during the year as against 5,369 in the previous year. In addition, 28,788 nos. of complaints on account of temporary shortage of water were received and remedied. 4,681 notices were issued on owners of houses for defects in water fittings on their premises, as against 4,993 notices in the previous year.

Out of these 1,061 prosecutions were launched resulting in 695 convictions and recovery of Rs.4,273 as fines. 526 Notices were issued for improvement of private water supply during the year of which 85 were for premises without Municipal Water Supply, 620 prosecutions were lauched in all in this respect out of which 312 resulted in convictions, 94 were withdrawn and 195 cases were pending disposal at the end of the year. The total amount of fines recovered was Rs. 2,816.50.

14,294 meters of various sizes were maintained during the year as against 13,057 in the previous year. 3,245 Municipal meters and 803 private meters were tested at the Municipal Meter Testing Shop. In addition 1,193 new meters of private parties were tested. Total revenue derived for meter testing during the year was Rs. 4,970.

The total number of water connections in the City was 70,527 as against 67,615 and 65,989 during the preceding two years. During the year 1,963 new connections were made. The figure for the previous year was 13,768 meter of randon sizes were on these connections during the year. The figure for the previous year was 1,529. The revenue derived from the supply of water by meter measurement during the year amounted to Rs. 2,97.96, lacs as against Rs. 2,32,17 lacs during last year for the City only.

During the year 1,572 cases were reported to the Standing Committee for severance of water connections for non-payment of taxes, etc., as against 1,154 in the previous year. Of these, in 160 cases, water connection was cut off but subsequently restored, in 56 cases it was cut off and in the remaining cases, orders were not carried out as the consumers complied with Municipal requisitions.

For preventing contamination in congested localities, the Corporation sanctioned the scheme for renewing all communication pipes by new pipes wrapped in bituminised Hesian cloth impregnated with corrosion resisting solution and for laying additional service mains, where required, in sides of wide roads in 'C' Ward and part of 'D' Ward. The work was started in October 1960 and completed during the year under report. 12,281 Nos. of communications pipes were renewed and 506 Nos. of disused connections were cut off during the year. Due to completion of this work the incidence of sewage cantamination was greatly reduce in these areas.

Wherever it was obvious due to evaluation of samples collected or due to presence of foul smell that contamination of water was obvious, leakages were detected by sounding underground water mains and appurtenances and consumers' pipes and fittings with the help of an electronic underground leakage detector or by use of sounding rods and by inspecting consumers' pipes in house gullies. The defects so detected were rectified by repairing the leakages in pipes, cutting of disused connections, flushing hydrants, etc.

Besides these measures, intensive disinfection of the service and distributory mains was done by means of mobile chlorinators in areas likely to be affected by polution until the source of contamination was detected and the samples of water were found potable.

318.51 meters of 4", 3668.64 meters of 6" and 2,505.76 meters of 9" mains were laid in wide roads during the year in this area.

A similar scheme was sanctioned by the Corporation for 'B' and 'E' Wards on 4th January 1962 and the work in 'B' Ward was started during the year.

In order to remove silt in the water mains and appertenance, Hydrants in the City were flushed every two months on an average. In all 47,361 times such flushing was done during the year.

The programme of progressively metering all domestic water supply in the City was stopped due to restriction on import of water meters and metering programme was restricted to trades and new residential buildings on flat system. 205 new proprties were metered as against 94 in the preceding year.

During the year 913 estimates of compounded water charges for water used for construction purposes were framed resulting in the total revenue of Rs. 5.95 lacs as against 9,28 cases with a revenue of Rs. 5.03 lacs in the previous year. In addition 546 estimates for 'D' and 'F' Budget areas were prepared with a revenue of Rs. 1.86 lacs as against 983 estimates and revenue of Rs. 3.01 lacs in the previous year.

The work of maintenance of five gardens *viz.*, (*i*) Hughes Road Slope Garden, (*ii*) Sir Pherozeshah Mehta Garden (also known as Hanging Gardens), on the top of the Malabar Hill Reservoir, (*iii*) the Ladies' and Children's Gardens at Ridge Road, (*iv*) the Kamala Nehru Park and (*v*) Joseph Baptista Garden on the top of the Bhandarwada Hill Reservoir, was under the control of this Department. The total cost of maintenance of these gardens amounted to Rs. 43,000 during the year under report. The Kamala Nehru Park and Sir Pherozeshah Mehta Gardens were illuminated with multi-coloured lights on all Saturdays, Sundays and Public Holidays except during monsoon. Special illumination arrangements were made on Republic Day on 26th January 1962.

With a view to attend promptly to the complaints regarding water supply from the Municipal tenants, special staff was appointed and 11,747 works of different nature were carried out as against 888 in the previous year.

771.78 kw. (*i.e.*, 497 running miles) of water mains were maintained by the Department during the year under report. 60,294 works pertaining to repairs to communication pipes, cleansing of chokes in consumer's pipes and fittings, etc., were carried out as against 50,352 during the preceding year. The total cost of general works and repairs was Rs. 1.40 lacs. 7,008 repair jobs were carried out during the year. 3 stand-by gangs were maintained to carry out urgent work., 679 sluice valves of various sizes were repaired during the year. During the year 1435.29 meters of water mains were scrapped for improving their discharging capacity.

The work of clearing the pipes and fittings beyond the stop-tap in the Dadar-Matunga district sanctioned by the Corporation in view of the fact that Vehar water supplied to this area contains algae and shells resulting in frequent chokes, was continued and 624 connections aggregating to 35.0 kw. of consumers' pipes were cleaned at a cost of Rs. 7,000 during the year under report. 28 Dirt. boxes were also cleaned every month during the year. On receipts of complaints 6,311 meter strainers were cleaned during the year as against 4,682 in the previous year.

4,95,310 pipes and fittings were tested during the year. Of these 4,16,014 were for private parties, the revenue derived therefrom being Rs. 55,341.

A large number of drinking fountains and cattle troughs were temporarily closed down on account of the frequent thefts of the fittings by the miscreants. The Flora Fountain was regularly played during the after-noon and the fountain was flood-lit during the night.

To save foreign exchange one Loco 8 to 10 tonnes capacity and one trailer were fabricated in the Ghatkopar Workshop at a cost of Rs. 23,000. The Standing Committee congratulates this effort on the part of the Department and desire that necessary encouragement should be given to the staff who carried out the said work and that such efforts should be continued with increased vigour.

During the year, Worli Hill Reservoir with a capacity of 22.72 mega litres was put into commission from 1-10-1961. This improved the water supply conditions in the Worli neighbourhood unit and D. D. Chawls areas which are being fed from this Reservoir.

Various welfare activities were sponsored during the year under report in the City, Out side City and Head works divisions for the benefit of the staff of the Department. Dispensaries at Ghatkopar, Kapurbaodi and Powai continued to give medical assistance to the staff of the Department as in the past. Similarly Dispensaries were also maintained at Vaitarna and Tansa for the benefit of the staff stationed there.

Free milk was supplied as in the past from the gift of milk powder from the Lions Club, to the children of workers with a salary of less than Rs. 100 upto the age of 8 years.

The total expenditure incurred on water works amounted to Rs. 4,05.31 lacs including Rs. 3,23.69 lacs for interest, Sinking Fund charges, etc., for loans raised for water works.

The total revenue derived was Rs. 3,81.86 lacs, the excess of income over expenditure thus being Rs. 23.45 lacs. The total expenditure incurred out of Loan Funds during the year a mounted to Rs. 65.94 lacs.

The Standing Committee view with concern the big gap in the expenditure and income from Water Supply since this is a revenue yielding service and in present difficult financial position the Corporation cannot afford to lose on this account. Ways and means must be found out by the executive to wipe out the huge loss as disclosed with the closing of the Accounts.

Vaitarna-*cum*-Tansa Scheme.

27. The main works in respect of this Scheme were completed between the years 1949 to 1955. During the year under review, the works of improving and asphalting of Tembha-Bel Nala Road and Bel Nala-Tansa Road were in progress.

In September 1961, a leakage was detected to the branch tunnel leading to 120" pipe line. While dewatering operations were in progress a welded joint of the 120" pipe line got cracked. A Committee of experts-Sarvashri Chaphekar, retired Chief Engineer, Maharashtra Government, J. A. Taraporewala, *ex*-Director of Technical Education and N. K. Murty, Chief Engineer, Koyana Project was appointed to investigate and suggest remedies in the matter.

Land Acquisition.—Out of the total area of 3,995 acres, involving 647 holdings of private, Inam and Government lands, awards of compensation amounting to about Rs. 11,58,410.22 in respect of 561 holdings were declared during the year. An area of 30 Gunthas of land temporarily acquired in one case for approach road was proposed for permanent transfer to Municipality, the remaining lands having been released by the Municipality on completion of the respective works.

Out of the total area of 35 acres of private, Government, Railway, Customs, Military and Aerodrome lands comprising 166 holdings acquired for the work of laying the 96" diameter pipe line from Powai to Mahim, awards of compensation amounting to Rs. 12,840.91 in respect of 116 holdings were declared. Further proceedings were in progress.

Master Plan for the Distribution of water supply.

The Master Plan for distribution of water supply in Greater Bombay was sanctioned by the Corporation under their Resolution No. 1530, dated the 14th March 1956. This, however, had to be modified in view of merger of Extended Suburbs, heavy demand of water by new industries, heavy demand of Towns and industries, en route, etc. The original block estimates have been revised and the work is now estimated to cost Rs. 12.83 crores as against Rs. 7.52 crores originally estimated.

The Worli Hill Reservoir, the work of which was completed last year, was put into commission in October 1961. The work of Control Room and of laying outlet mains were carried out by contract and were completed in June 1961. The preliminary works, such as hill-cutting levelling, etc., in respect of other Reservoirs were complete or nearing completion. Steel plates and re-inforcement bars required for the works were purchased in advance. The work of fabricating and supplying steel pipes and specials required for the first stage of Master Plan has been completed. The fabrication of pipes, etc., for second stage was in progress.

Filtration of Water Supply.—The scope of work regarding filtration of water supply was restricted to the laboratory and on small scale field models. During the year under report construction of pilon plant was undertaken.

Works on Pilot (Filtration) units proposed under the estimate of Rs. 18,75,610 and sanctioned under Corporation Resolution No. 605, dated the 11th June 1960, were commenced in 1960 and Pilot units of slow and semi-rapid sand filters were completed and put into commission. Other units for Vehar and Tansa Waters were being provided at Powai, under the same programme.

The work of gauging the flow of Dahisar and Kalu rivers and measuring the rain fall was continued on the lines of last year. Certain preliminary works such as survey for diversion of road, land acquisition and trial bores for investigation of foundations along the proposed dam were undertaken.

Certain works in connection with (*i*) enlarging the 72" dia. Tansa East and West mains to 96" dia. (*ii*) arrangements for diverting Vaitarna and Tansa waters into Vehar Lake at Bhandup, and (*iii*) replacement of a portion of 72" dia. main at Bhandup were also carried out.

Messrs. Structural Engineering Works who were entrusted with work of replacing the existing duct line with 72" R. C. C. pipe line between Tansa and Ghatkopar started manufacturing the pipes during the year under report.

Improvement of the Distribution System under the Master Plan.

In connection with the improvement of the Distribution system of water supply in the City, the work of providing cathodic protection to the portion of 57"> 48" dia. inlet mains to the Bhandarwada Hill Reservoir between Dharavi Anchor Block and Estrella Batteries was in progress.

Fire Brigade.

28. During the year, the total number of Fire Stations were 13 as against 12 in the previous year *viz.*, 11 in the City proper and 2 in the Suburbs. The Vikhroli Fire Station started functioning in its new premises on Bombay-Agra Road from 1st June 1961. The construction work of a Fire Station at Chembur was commenced. A plot of land was acquired on Mahim Causeway for the construction of a Fire Station. A four storeyed building was constructed at Fire Brigade Headquarters to house additional staff, etc.

The Fire Brigade received during the year 2,694 calls as against 2,547, 2,256 and 2,220 calls during the preceding three years. Out of these 1,672 calls were for 1,358 actual fires as against 1,689, 2,256 and 1,324 calls during the preceding three years. 470 calls ware false alarms, of which as many as 162 were due to malicious interference with street fire alarms, as against 410, 394 and 393 in the preceding three years. 525 calls as against 410, 368 and444 in the preceding three years were for special services, such as, house collapses, rescue works, etc.

During the year under report One Motor Emergency Tender-*cum*-Fire Tender and one Hose Laying Lorry-*cum*-Canteen Van were added to the equipments.

The Wireless Scheme was put into operation with three fixed installations at Head Quarters, Andheri Fire Station and Vikhroli Fire Station and 12 mobile sets on Fire Engines and Ambulances. Thus the first phase of Radio Telephony scheme was completed during the year under report.

The City continued to be served by 208 fire alarms posts (including private ones), as against 206 in the preceding three years.

There were 9 serious fires during the year. The estimated total loss to property damaged by fire was about Rs. 0.82 Crores as against Rs. 0.76 Crores, Rs. 1.71 Crores and Rs. 1.29 Crores during the previous three years. The value of the insurance of properties affected by fire was about Rs. 78,29,287 as against Rs. 28,94,966 and Rs. 1.44 Crores in the previous two years and the total value of the property involved was worth Rs. 60 Crores as against Rs. 46.69 Crores, and Rs. 35.43 Crores in the preceding two years.

During the year 104 persons lost their lives due to fires, of which 16 were men, 73 women and 15 children. 90 persons received minor injuries and 11 persons lost their lives in 197 incidents of House Collapses during the year as against 189 in the previous year. In all 57 persons died before arrival of the Brigade.

The approximate quantity of water used in extinguishing fires was 33.93 lacs gallons, of which 27.80 lacs gallons were drawn from Municipal mains, as against 47.32 lacs gallons and 37.65 lacs gallons, respectively, for the preceding year and the rest from the sea, wells, ponds, etc.

During the year under report, extra activities such as taking part in the Ceremonial Parade on Republic Day in Annual Drill competitions, etc. were undertaken. Four batches of trainees from National Fire Service College, Government of India, at Nagpur were entertained for practical training as well as visiting various industrial concerns, docks, etc. Two officers of the Brigade were sent to the National Fire Service College, Nagpur, for training in the Divisional and Assistant Divisional Officers' Courses. A regular programme of six hours a day spread over a period of 3 months was introduced for imparting training to recruit officers and firemen. A technical Advisory Committee was appointed during the year drawing up the sylabii for the training of recruit officers, to consider publication of Bulletins in Marathi on the subjects pertaining to fire-fighting, etc., services which the Firemen are required to attend, etc.

During the year 4,083 premises were inspected as against 4,032 in the preceding year and 658 complaints were investigated as against 687 in the preceding year.

Ambulance Service.

The total number of calls within the limits of Greater Bombay received during the year was 7,726 of which 1,456 were for accidents, 1,959 for maternity cases and 4,311 for hire cases, removing in all 7,398 persons as against the corresponding figures of 7,307 1,603, 1,621, 4,083 and 7,139 in the preceding year. First-Aid was rendered by the Ambulance staff on 262 occasions as against 191 occasions in the previous year.

The total receipts on account of hire cases amounted to Rs. 43,443 including arrears of the previous year, as against Rs. 35,206, Rs. 30,099 and Rs. 26,398 in the preceding three years.

The annual maintenance cost of the Fire Brigade Department including the ambulance service but excluding the charges of Provident Fund, Pension, Dearness Allowance, New Works and Debt Charges, etc., was Rs. 13, 93, 688-93.

Public Gardens.

29. During the year under report, the Department maintained 116 sites for public recreation, consisting of 28 Gardens, 4 Fountains, 5 Band Stands, 7 Traffic Islands, 5 Open Spaces, 62 Recreation grounds, 1 Statue and 4 Box Hedges. Five new gardens were added, *viz.*, at Zaobawadi, Girgaum, 2nd Fanaswadi, Queens Cemetery, Plot Opp. Sion Hospital and Kamathipura 10th Street. During the year, gardens in the (*a*) Kasturba Hospital, (*b*) T.N. M. College Hostel ; (*c*) K.E.M. Hospital; (*d*) G.T.B. Hospital; (*e*) L.T.M.G. Hospital, and (*f*) Dadar T. B. Clinic were placed in charge of this Department. There were 29 Band Programmes, 15 Indian Vocal Music Programmes, 76 Orchestra Programmes and 233 Recorded Music Programmes at different gardens. In addition to this, music broadcast by the All India Radio was relayed every day in the Victoria Gardens between 5 P.M. and 7 P.M.

Victoria Gardens.—During the year, the plots around the new Reptile and Monkey Houses were raised, levelled up, etc. The provision of boating facilities has been introduced from October 1961 and the same is becoming popular. Elephant, Camel and Pony Rides inside the Victoria Gardens which have proved popular among children visiting the gardens were continued during the year as before.

The Open Air Theatre in the Victoria Gardens continued to be popular mostly among the poor and middle class people. The annual yield by way of rent for reservation of the Theatre on 77 occasions came to Rs. 5,862 as against 87 and Rs. 6,202, respectively, during the preceding year.

In view of the various attractions provided at the gardens, the number of visitors thereat was on the increase like last year. The Department also took part in the Vegetable, Fruit and Flower Show and celebrated Wild Life Week during October 1961 in the Victoria Gardens under the advice of the Indian Board for Wild life. 1,308 trees were planted on newly constructed roads and as replenishments, etc.

During the year, the live stock in the Zoo increased by 6.8 per cent. as compared to the decrease of 13.4 per cent. last year.

During the year, 198 wild animals and birds were treated in the Zoo Hospital and 167 specimens of patho-bacteriological interests were examined free of charge at the Bombay Veterinary College.

Special repairs, etc., were carried out during the year under report at the Victoria Gardens and other gardens at a total cost of Rs. 1,95,980.

The total expenditure of the Gardens Department during the year amounted to Rs. 10.30 lacs as against Rs. 9.75 lacs, Rs. 10.23 lacs and Rs. 7.10 lacs during the preceding three years and the income of Rs. 83,257 as against Rs. 80,812, Rs. 72,994 and Rs. 67,777 during the preceding three years. Major items of receipts are (1) Receipts from other Gardens-Rs. 27.854.48 and (2) Sale of flower plants—Rs. 21,975.96. There is a steady progress on the Income side which is encouraging.

Victoria & Albert Museum.

30. The Museum was kept open to the public for 303 days as against 304, 231 and 228 days in the preceding three years. The total number of visitors during the year was 7.40 lacs as against 7.69 lacs, 6.13 lacs and 7.12 lacs of the preceding three years. During the year 15,091 students from Primary Schools visited the Museum as againsg 15,023 during the preceding year. The practice of keeping the Museum open on Wednesdays for ladies and children and parties of students of primary schools only was continued during the year. The Museum remained closed on Mondays and important holidays.

Reference service was rendered to about 225 students, scholars, businessmen, etc.

The amounts realised by the levy of an admission fee of Rs. 5 nP. per visitor above 12 years of age on 204 ticket days was Rs. 18,117.30 as against 176 ticket days and Rs. 15,520.84, respectively, in the previous year.

The total expenditure on the maintenance of the Museum during the year was approximately Rs. 0.46 lac as against Rs. 0.48 lac, Rs. 0.47 lac and Rs. 0.50 lac during the previous three years.

Municipal Free Reading Rooms & Libraries.

31. During the year under report, the number of Libraries maintained was 15 as against 14 in the previous year. Peoples' Free Reading Room and Library at Dadar was taken over under Municipal management from 1st November 1961. 3,032 new books on various subjects and in five different languages were purchased at an aggregate cost of about Rs. 9,998, as against 1,310

1,100 and 1,003 and Rs. 4,000, Rs. 3,209 and Rs. 2,763, respectively, in the preceding three years. The Standing Committee would reiterate their suggestion for locating Municipal Libraries in more commodious and well-ventilated premises wherein a sufficient number of books can be maintained for the benefit of the numerous readers. The Committee further stresses the necessity of increasing the present number of Libraries substantially to meet the growing needs of citizens, especially in the Labour and backward areas.

The total number of visitors to the Reading Rooms and Libraries situated in the City during the year was 3.63 lacs as against 3.17, 3.15 and 2.90 lacs during the preceding three years.

The expenditure in running the Libraries during the year amounted to Rs. 83,281 and the Income to Rs. 2,972.41 as against expenditure of Rs. 80,709, Rs. 72,262 and Rs. 64,732 and Income of Rs. 1,987.06, Rs. 385.14 and Rs. 1,949, respectively, during the preceding three years.

Central Stores

32. Tenders were invited for the purchase of stores during the year in 177 cases as against 93, 191 and 192, in the previous three years and the number of contracts entered into for the various scheduled articles was 288 as against 272, 225 and 220 in the preceding three years. The value of stores and other materials purchased including articles received from other Departments on Return Stores Mema. during the year amounted to Rs. 129.04 lacs as against Rs. 191.69, Rs. 149.53 and Rs. 104.39 lacs, during the previous three years. Of the total purchases made, stock of the value of Rs. 126.10 lacs was of Indian Manufacture and the balance, *viz.*, Rs. 2.94 lacs represented the value of foreign goods. During the year 7 Import Licences were received, the total purchase value of which amounted to about Rs. 65,813. Due to Government restrictions on import, many of the applications for Import Licences for Plant and Machinery were rejected by the Government and the Department had to procure materials of indigenous make only and in some cases to abandon the proposals.

During the year, about 41,606 Metric tons of cement worth about Rs. 59.14 lacs were purchased. Likewise 2,348 Metric tons of materials worth about Rs. 16.27 lakhs, 3,31,545 R. ft. of Galvanized iron pipes worth about Rs. 3.09 lacs, 1,58,006 R.ft. of Cast Iron Pipes worth about Rs. 11.43 lacs, 2,01,434 yards of cloth worth Rs. 2.54 lacs were also purchased. Similarly the Department also purchased 60,050 K.G. of Grain (Gram and Wheat grain) for Head Supervisor and the Superintendent of Gardens worth Rs. 27,600 and 2,483.84 Quintals of wheat and rice for various municipal hospitals and Maternity Homes worth about Rs. 1.27 lacs. Municipal Hospitals and Maternity Homes were suitably grouped for inviting tenders for dietary articles. There were about 24 tenders for dietary articles amounting to Rs. 15.86 lacs approximately.

4,730 orders for the purchase of stores against 6,541, 5,325and 4,885 in the preceding three years were placed with contractors and other dealers. Against these purchase and stock on hand, the consuming departments submitted 21,990 indents and Sales Mema. as against 43,028, 44,059 and 42,444 in the preceding three years. The total turnover of the department, *viz.*, Receipts and Issues of stores during the year was Rs. 2,68.62 lacs as against Rs. 347.21 Rs. 267.29 and Rs. 217.79 lacs in the preceding three years. At the close of the year, the department had on hand stores of the value of Rs. 85.85 lacs as against Rs. 98.63 and Rs. 61.47 lacs, in the preceding two years.

The total amount realised by the sale of unserviceable articles through private offers including mixed scrap amounted to Rs. 2.65 lacs as against Rs. 1.19 lacs and Rs. 45,700 in the preceding two years. Cast iron scrap was retained for issuing to Municipal Contractors for manufacturing castings as per condition of the contract.

With a view to reduce the influx of indents the method of indenting was changed, whereby the indents are spaced out since October 1960, and each consuming department is apprised of its day for drawing the materials from the Central Stores. Similarly with a view to minimise the pressure of work the old practice of restricting the work of inviting tenders during the months of October to January was given up and instead the tenders and contractual years were staggered throughout the year.

With a view to facilitating easy and speedy removal of materials required by the offices situated in the Suburbs and to save considerable amount by way of transport, it was decided to open a Stores Depot at Vikhroli for which a plot has been acquired during the year. Detailed estimates for filling in the plot and construction of a compound wall have already been approved by the Works Committee. Detailed estimates for provision of Office, godown, etc. are under preparation.

Licences.

33. During the year about 26,899 licences and permits were issued as against 40,451, 38,411 and 39,908 in the previous three years. The amount of fees recovered therefrom came to Rs. 11.50 lacs as against Rs. 12.04 lacs, Rs.13.40 lacs, and Rs.11.68 lacs in the preceding three years. At the end of the year, an amount of Rs. 3,69,492 was outstanding as against the outstandings of Rs. 1,25,781, Rs. 1,54,943 and

Rs. 2,52,348 for the previous three years. It is reported that out of these outstandings, an amount of approximately Rs. 2,27,127 has been recovered. The total licence fees will thus be Rs. 14.23 lacs approximately as against Rs. 13.88 lacs and Rs. 14,88 lacs for the previous two years.

The total number of permits issued for exhibiting sky-sings, advertisement etc., was 2,296 realising Rs. 6.50 lacs as revenue. The corresponding figures for the last three years were 2,869, 3,956 and 3,566 permits and the amount of the fees collected came to Rs. 6.20 lacs, Rs. 5.11 lacs, and Rs. 4.73 lacs, respectively. The advertisement fees were revised under, Corporation Resolution No. 2352, dated the 31st March 1960.

The Department instituted 3,956 prosecutions for offences under Sections 328, 328A, 394 and 412-A of the Bombay Municipal Corporation Act, as against 4,476, 3,530 and 2,964 during the previous three years. The total amount of fines inflicted was Rs. 24,676 as against Rs. 33,905, Rs. 24,149 and Rs. 21,930 respectively during the previous three years.

The number of squatters and hawkers licences issued during the year was 45,523 and the earnings therefrom amounted to Rs. 6.94 lacs as against 51,902, 46,347 and 42,977 fetching Rs. 5.74 lacs, Rs. 4.10 lacs and Rs. 4.73 lacs, respectively, during the preceding three years. The outstanding amount of licence fees from squatter licences as on 31st March 1962 was about Rs. 0.26 lac, as against Rs. 0.45 lac, Rs. 0.35 lac and Rs. 0.55 lac in the previous three years.

29,809 Licences were issued during the year for stall-boards and projections and the total realization by way of fees amounted to Rs. 8,56,370.

The Encroachment Removal Section tackled 60,836 hawkers, seizing 1,56,585 items from them. The total collection by way of redemption charges of the goods seized amounted to about Rs. 1.80 lacs and the realization from the auction of unredeemed goods amounted to Rs. 16,189.

Administration of Shops and Establishments Act—City.

34. The total number of establishments under the various categories including Theatres, etc., on 31st March 1962, was 1,10,755 as against 1,08,950, 1,06,050, and 1,04,658, in the previous three years.

During the year under report 1,657 complaints were received in addition to 35 complaints pending from the preceding year, out of which 1,689 were investigated, leaving 3 complaints pending at the close of the year. 482 mass raids, 249 during day and 233 during night, against 481, 432, and 380 in the preceding three years, were carried out upto the end of the year. The total number of visits and revisits paid to different types of establishments was 99,636 of which 77,474 were to shops, 16,000 to commercial establishments, 5,724 to restaurants and eating houses, 350 to residential hotels and 88 to theatres, etc. The corresponding figures of the previous year, were 70,736, 51,626, 1,446, 6,255, 334 and 75, respectively.

At the beginning of the year 1,477 prosecutions were pending while 5,768 new prosecutions were instituted during the year. Of these prosecutions, 5,543 resulted in convictions 11 in acquitals while 1 case was abated, 9 cases were warned and discharged and 179 cases were withdrawn. The number of cases pending at the end of the year was 1,502. The total amount of fines realized was Rs. 1,91,705 as against Rs. 2,49,315, Rs. 1,75,110 and Rs. 1,70,945 in the previous three years.

Total expenditure incurred in administering this Act and the Payment of Wages Act, during the year was Rs. 2,70,965.46 (exclusive of Provident Fund, Leave contributions and supervision charges) against which the grant-in-aid Rs. 2,51,595 was received from Government for the year 1961-62, for meeting the part of the expenditure incurred during the year 1960-61. The corresponding figures in the previous three years were Rs. 2,54,643 and Rs. 1,75,110 ; and Rs. 2,34,459 and Rs. 1,70,945 and Rs. 2,24,904.82 and Rs. 1,59,924.38 respectively.

The total income by way of Registration fees, etc., for the year amounted to Rs. 22,794.95 as against Rs. 18,550.13 and Rs. 14,393.14, in the previous two years.

195 complaints pertaining to the Payment of Wages Act, were received, of which 146, were amicably settled and 14 cases were, on investigation, found to be falling beyond the purview of the Act. In 2 cases investigation was not possible for want of correct addresses of the establishments. It did not become necessary for the department to file any case before the Authority under the Payment of Wages Act. In 4 cases the complainants themselves had filed cases in the Court of Authority under the Payment of Wages Act, whereas in 7 other cases, claims were filed before the Commissioner of Labour. In 22 cases investigations revealed that the same were either fictitious or had no documentary a sufficient evidence to facilitate action. No complaint was pending disposal at the close of the year under report.

With the amendment of the Bombay Shops and Establishments Act, registration certificates are now required to be renewed annually on payment of prescribed fees The Department has also been entrusted with the Administration of the Minimum Wages Act and the Workmens' Compensation Act.

Markets.

35. Total receipts of the department during the year was Rs. 57.96 lacs against Rs. 58.91 lacs in the previous year, showing a decrease of Rs. 0.95 lacs.

The number of Municipal Markets during the year was 23 including the squatters Area at Parel Village, as against 22 Municipal Markets in the previous year, the addition during the year being the construction of a new composite Market at King's Circle, *viz.*, Mahatma Gandhi Market. The total number of regular stalls therein was 3,452. In addition 800 spaces, were provided on daily payment basis. The net receipts amounted to Rs. 26.19 lacs as against Rs. 25.19 lacs in the preceding year, thus showing an increase of Rs. 1.00 lac. Considering the net additonal receipts of Rs. 1.23 lacs from the newly added Mahatma Gandhi Market, there is in fact no increase in the net receipts during the year under report. This is attributed to the stoppage of receipts from Dadar Market due to Court Case and reducton in feeding fees at the Slaughter House.

The average percentage of vacant stalls per quarter was 2.68 as against 3.47, 2.78 and 4.36, respectively, in the preceding three years. The total receipts from stallage charges, squatter fees, scale-shed fees and licence fees, etc., in respect of all Municipal markets amounted to Rs. 37.47 lacs as against Rs. 35.56 lacs Rs. 28.63 lacs and Rs. 26.77 lacs in the preceding three years. During the year under report, works of repairs, improvements, extensions, etc., to several Municipal markets were carried out. The work of collecting scale fees at the Arthur Crawford Market continued to be carried out departmentally and the revenue collected therefrom amounted to Rs. 8.33 lacs as against Rs. 8.19 lacs, Rs. 4.92 lacs and Rs. 4.42 lacs realized in the preceding three years.

The number of private markets during the year was 17 as against 17, 20 and 20 in the previous three years. The number of outside meat shops was 190. The licence fees realized from private markets and outside meat shops were Rs. 1,20,040 and Rs. 19,400, respectively.

Surprise raids to detect and prevent the smuggling of animals and contraband meat and unauthorised slaughter as also insanitation and congestion in markets were carried out during the year. The total quantity of contraband meat seized and destroyed was 65,410 Kgs. as againsg 93,139 Kgs. in the preceding year. In all 1,603 seizures were effected in different parts of the City and 1,569 prosecutions were instituted for illicit slaughter, resulting in conviction of 230 persons and recovery of fine amounting to Rs. 10,890.

During the year, the total quantity of unwholesome articles of food, such as, meat, fish, fruits, vegetables, etc., destroyed was 3,52,769 Kgs. as against 3,62,495 Kgs. in the previous year.

The total number of animals brought to the fair ground at the Bandra Slaughter House during the year was 18.26 lacs as against 19.23 lacs, 18.56 lacs and 17.49 lacs in the previous three years. The total number of animals slaughtered during the year was 12.68 lacs as against 13.27 lacs, 13.09 lacs, and 12.63 lacs during the previous three years. The total quantity of fish brought to the markets was 19,802 metric tons, as against 19,294 metric tons in the previous year.

The approximate weight of dressed carcasses of buffaloes and cattle was 8,451 metric tons against 6,637 tons in the previous year, while that of sheep and goats was 11,988 metric tons as against11,249 tons in the previous year and that of pigs was 309 metric tons as against 312 tons in the previous year.

Major improvements, repairs, etc., were carried out during the year under report at the the Arthur Crawford Market, G.M.C. Market, Plantain Market, Garam Khada Market, Dadar Market, etc.

During the year, the Veterinery Officers carried out inspection of liver and blood consignments imported by certain Pharmaceutical firms from various centres outside Bombay, adding to the Municipal revenue Rs. 35,208 by way of Inspection fees.

The Corporation approved of the scheme for building an up-to-date Slaughter House at Deonar. A working group has been appointed by the State Government to implement the scheme under the Chairmanship of the Municipal Commissioner, with the Superintendent of Markets and Slaughter Houses as Secretary.

Public Health.

36. *Population Census.*—During the year, decennial census operations of 1961 in Greater Bombay, were completed and the population of the City was 27,71,933.

Births and birth rate.—The total number of live births recorded during the year was 74,706 as against 71,044, 74,391 and 67,069 in the previous three years. Of the registered births, 38,198 were males and 36,508 females giving a proportion of 104.6 males to 100 females. The birth rate was 26.8 per 1,000 of the mid year estimated population as against 30.5 in the preceding year. The number of still births was 3,094 or 4.1 per cent. of live births.

Deaths and death rate.—The total number of deaths registered from all causes during the year was 32,506 as against 31,008, 28,527 and 31,372 in previous three years. It was more by 1,101 than the annual average mortality of the preceding 10 years, and by 2,140 more than the mean mortality of the preceding five years. According to the Census population of 1961, the death rate per 1,000 living persons worked out to 11.7 as against 13.3, 12.2 and 13.5 in the last three years. Of the total 32,506 deaths, 18,362 were among males and 14,144 among females. The excess of deaths amongst males may be ascribed to the slight preponderance of males in population. The death rate among females was, however, actually higher than among males, the male death rate being 10.8 and the female death rate 13.3 against 11.9 and 15.8, respectively, in the preceding year. As in the previous years, the diseases of the respiratory system were responsible for the highest death rate of 2.7 per 1,000 of the mid year estimated population. A large proportion of deaths from respiratory diseases occurred among children and infants under 5 years of age. The causes coming next on the list for the year were congenital debility and diseases of early infancy, old age and tuberculosis, giving a death rate of 1.4, 1.0 and 0.8, respectively.

Deaths among infants under one year of age was 8,452 against 7,752, *i.e.* 700 more than the previous year and 141 more than the annual average of the previous decennium. The infant mortality rate for the year was 113.1 per 1 000 of live births as against 109.1, in 1960.

The Standing Committee are constrained to note that for the last several years, diseases of the respiratory system are responsible for the highest death rate every year and that a large proportion of deaths occur among children and infants under five years of age. Likewise the infant mortality rate which was 113.1 per 1,000 is rather on the high side. The Committee consider that the Executive should see what preventive or remedial measures need to be taken to reduce the death rate especially among the Infants.

Maternity and Child Welfare.—During the year under report, the main clinics at the six Municipal maternity homes and 17 maternity and Child Welfare Centres (six main, ten subsidiary clinics and one Maternity unit at Dharavi) were kept functioning throughout the year. Aid was given to the poor mothers delivered at their homes in the form of milk. Milk distribution scheme was continued with the object of giving aid to poor and undernourished women attending Municipal Maternity Homes. The number of deliveries conducted in these Homes was 12,184 as against 13,416, 14,813 and 15,024 in the preceding three years. The average stay of mothers at the Maternity Homes was 5 days. The City had a total of 2,783 maternity beds in the various institutions of which 164 *i.e.* 5.9 per cent. were in the Municipal Institutions. Considering the increasing demand from lower middle class and labour class citizens, the Standing Committee feels that the strength of maternity beds requires to be augmented.

Social services in the shape of ante-natal care at birth, care during infancy and pre-school life were rendered to the public through the six Maternity Homes under the charge of lady Medical Officers with a staff comprising 38 Nurses and 26 Health Visitors. The Health Visitors paid 44,720 visits in various districts against 43,709, 49,808 and 44,534 in the previous three years, while the Medical Officers personally visited 2,209 cases as against 2,665 and 9,031 cases in the previous two years.

With a view to controlling maternal and infant mortality, advice and instructions in spacing births were given confidentially by qualified lady doctors to married women strictly on medical grounds at the 20 Family Planning Clinics. Health Visitors assigned for this work paid domiciliary visits to mothers for carrying on follow-up work and propaganda amongst mothers. The total number of attendance at the clinics was 4,056 as against 10,537, 9,031 and 9,178 in the preceding three years. It is gratifying to note that this scheme is becoming more and more popular among the women, particularly of the low-income group.

The maternal mortality rate recorded during the year remained at 1.6.

Infectious Diseases.—The total number of cases of infectious diseases reported during the year was, 6,935 as against 12,982 in the preceding year. Of these 6,819 (98.3 per cent.) as against 12,872 (99.1) per cent. in the previous year, were from the District Registrar and 116 (1.7 per cent.) against 110 (0.9 per cent.) in the last year were from medical practitioners. There were no cases of Plague. Small-pox caused 2,759 attacks (including 56 originating in other local areas of India) and resulted in 1,192 deaths and Enteric Fever caused 704 attacks

(including 34 originating in other local areas of India) with 107 deaths. Diphtheria caused 1,488 attacks (including 102 originating in other local areas of India) and 91 deaths. Tuberculosis took a toll of 2,303 lives and the death rate of Tuberculosis was 0.8 per 1000.

The Standing Committee is happy to note the considerable decrease in number of cases of different infectious diseases and are confident that provided proper precautionery measures such as inoculations, vaccinations, isolation are taken, the City will in near future minimize the incidence, if not eradicate this evil.

During the year 2,89,044 persons were inoculated against Enteric Fever as against 1,33,909 in the preceding year. Primary Vaccination and re-vaccination against Small-pox done during the year were 66,952 and 13,20,365, respectively, as against 76,832 and 8,29,632, respectively, in the preceding year.

Dispensaries.

37. The number of new cases treated at the 27 dispensaries and one mobile dispensary was 6,03,278 (3,02,721 males and 3,00,557 females) as against 5,86,645 5,22,725 and 4,45,095 in the previous three years. In addition to the above dispensary work, women's and children's clinics were conducted by three part-time lady doctors at 6 Municipal dispensaries for two hours thrice a week. The number of new cases treated at these dispensaries was 4,789 as against 4,718 in the previous year. The total attendance numbered 31,787 as against 51,123 in the previous year. These figures include the visits of lady doctors to patients at their homes.

The Municipal Eye Dispensary and Hospital at Kamathipura was attended by two Honorary Medical Surgeons by turns throughout the year. The Hospital has an accommodation for 6 beds each for males and females with a modest operation theatre and a full time resident Nurse. The total attendance of patients was 95,657 as against 1,04,363, 99,183 and 83,433 in the previous three years. The total number of new cases treated was 14,248 as against 14,907 and 13,590 in the previous two years. The number of indoor patients among the new cases treated and total attendance of indoor patients were 374 and 4,797 respectively.

Leprosy.—The control of Leprosy in the City was exercised as before through the Acworth Leprosy Home, Wadala, with an accommodation of 500 beds. In the absence of a Municipal Institution for the isolation and treatment of cases suffering from this foul disease, the Home has been doing commendable work for over 61 years. In addition to this, the Institution conducts a well-equipped out-patients' clinic, the entire cost of which is borne by the Corporation The Corporation also bears the cost on account of 48 beds for the Voluntary patients and 75 beds for the Bombay resident patients. Besides, the payment of cost of Domiciliary Services and Rs. 10,000 for rendering Sulphose treatment, the Corporation pays one third of the recurring expenditure of Greater Bombay Leprosy Control Scheme activities as also the entire cost of Capital Works.

The average daily attendance of patients was 209.7 and the total number of new cases treated at the clinic was 3,182 as against 2,923, 3,082 and 2,945 in the previous three years.

Six Health Visitors appointed by the Municipality (including 1 for Suburbs) and one Medico-Social Worker and three Non-medical Assistants appointed by the Home do the important work of detecting cases of the disease among the contacts of patients. During the year 2,662 cases were examined at their homes and 1,175 persons were pursuaded to attend the Clinic for further examination. In all 10,246 Domiciliary visits were paid by the Health Visitors during the year, first 1,392 and subsequently 8,854 as againt 1,086 and 4,315, respectivly, in the preceding year. The Medical Assistants in charge of Municipal Free Dispensaries have also been specially trained for detection of early cases of leprosy.

The leprosy control problem in Greater Bombay has now been dealt with under the Greater Bombay Leprosy Control Scheme. Eight clinics were conducted, four in the City and four in the Suburbs, for the diagnosis and treatment of leprosy. The clinic at Choksi Charitable Dispensary at Malad started functioning from 1st October 1961. A staff consisting of 1 Honorary Secretary, 3 Assistant Medical Officers, 7 Health Visitors 5 Ward-Boys and two medico-social workers and an experienced clerk was appointed under the scheme.

Group of T. B. Hospitals.

38. The total number of beds for T. B. patients at the Corporation's disposal was 746, *viz.*, Group of T. B. Hospitals, Sewri, 458, Ramkunwar Daftary T. B. Clinic and Isolation Centre, Dadar, 88, and Sarvodaya Hospital, Ghatkopar, 200 (reserved for the Corporation). All the four clinics were managed by well qualified staff and are equipped with appliances necessary for treatment of T. B. patients. The total number of patients examined and put on waiting list was 5,315 as against 6,332 during the previous year. The total number of patients treated was 3,614 as against 3,821 and 3,398 during the previous two years. Of these 2,579 were discharged as

improved, 41 were non-Tuberculosis cases, 77 were discharged as not improved, 248 left prematurely against advice, 221 (as against 321 of last year) died and 414 remained under treatment at the close of the year. The largest number of admissions was within the age group between 16 to 30 years, as against 20-35 years and 21-25 years in the previous two years. Mortality figures revealed high incidence in the age group of 25-35 years. The ratio of deaths per cent. to the total number of patients treated was 7.07. 579 surgical operations in various stages were performed during the year as against 436, 407 and 592 in the previous three years.

The follow-up of discharged patients and giving them A. P. and P. P. refills were continued as before. The total number of such refills given during the year were 9,079 as against 15,033, 18,757 and 19,941 during the preceding three years. 2,255 P. P. Refills were also given in the Wards to indoor patients.

Two new buildings were under construction in the premises of the Hospital, which when completed, will provide accommodation for 300 additional beds. It is hoped that this project will be completed within the scheduled time in view of the growing demand for admission to our T. B. Hospitals.

The total expenditure incurred during the year on the Group of T. B. Hospitals, Sewri, was Rs. 15.21 lacs as against Rs. 16.10 lacs, Rs. 13.46 lacs and Rs. 12.11 lacs in the previous three years. The average expenditure per patient per day was Rs. 9.57 as against Rs. 10.33, Rs. 8.67 and Rs. 7.66 in the previous three years.

For the 200 beds reserved at the Sarvodaya Hospital, Ghatkopar, the Corporation had to pay Rs. 5 per patient per day. Injections are also supplied free by the Corporation for use of patients admitted to the Sarvodaya Hospital. The expenditure incurred during the year by the Corporation in this connection was Rs. 3,64,571 *plus* Rs. 17,812 for medicines, as against Rs. 3,64,526and Rs. 13,618 for the previous year.

At the R. D. T. B. Hospital and Isolation Centre at Dadar, 350 new cases were admitted during the year. 115 cases were discharged as improved, 107 left prematurely against medical advice, 49 died and 79 remained under treatment at the close of the year.

The Poor Box Collections including fees for medical certificates issued during the year amounted to Rs. 30,326. Donations aggregating to Rs. 1,868 were received during the year. The Standing Committee while thanking the donors sincerely hope that donations of this type would be forthcoming more liberally to supplement Municipal efforts in eradicating this disease. The Committee re-iterate that in the interest of the City's health, it is necessary that steps should be taken for detection of such cases in primary stage and for thorough treatment so that mortality may be reduced.

Venereal Diseases.

39. For combating Venereal Diseases, free medical facilities, both preventive and curative, were continued as in the preceding year. During the year, 19,473 cases were treated at the Clinics as against 20,238, 19,466 and 19,713 in the previous three years. Of these 17,029 were males and 2,444 were females. For prophylaxis, 28,629 persons attended the municipal prophylactic centres as against 26,951, 20,885 and 18,272 in the previous three years, the average daily attendance for treatment and prophylaxis being 887.8.

The Medical Officer in charge of ante-natal and post-natal Clinics sent 993 samples (607 ante-natal and 326 post-natal) of blood for investigation of Syphilis. Out of these 92 gave positive results of Kahn's Tests. The positive cases were treated at the respective Maternity Homes for the convenience of patients.

The contact investigation Centre started last year at the Bellasis Road Clinic by appointing two Medico-Social Workers met with encouraging response.

School Health Work.

40. During the year, out of about 2,47,872 School Children in Municipal Schools 39,221 were examined, as against 65,477 in the previous year and of them 31,584 were found defective. The total number of defects was 73,270. The defects noticed were communicated to the guardians. Arrangements to treat 1,940 new and 12,414 old cases were made in the school clinics at the K. E. M. Hospital. During the year 254 schools and classes were visited by the School medical staff to complete the examination of 39,221 pupils, 21,098 boys and 18,115 girls and 8 special cases. The Medical Officers interviewed 1,306 pupils' parents in schools and explained to them the necessity of their children availing of the required treatment. Minor ailments among the children were treated at the nearest municipal dispensaries. Cases with major ailments were treated at the School Clinic at the K. E. M. Hospital, which has been adequately expanded. 210 children with error of refraction were prescribed and supplied spectacles, free of charge. All the Schools were supplied with emergency outfit. 23 children suffering from Leprosy were disallowed from attending Schools. 259 new and 2,688 repeated cases of Dental defects were treated at the Nair Hospital Dental College. 55 children suffering from scabies, ringworms

and boils were treated in the schools by the School Medical Officers. 183 tonsil operations were performed at the School clinics. Three cases of rat bite and three cases of dog bite were treated at the School Clinic. 249 suspected cases of T. B. were screened and examined at the Municipal T. B. Clinics. 74,708 children of Municipal Schools and 16,223 Children of Private Schools were got re-vaccinated. 240 and 615 health talks on subjects of personal hygiene were given to pupils, respectively, by the Medical Officers and the School Health Nurses, in order to inculcate healthy habits.

Mass miniature radiographic examination of 1,290 children from schools in Sewree area was carried out at the Organized Home Treatment clinic, and 1,233 children were vaccinated with tuberculin test. Health talks were given on personal hygiene to the children in Schools, by Doctors and Nurses and 1,504 domiciliary visits and 759 re-visits to ailing children to guide the parents, were paid by the School Health Nurses.

During the year under review 53,130 certified undernourished children could be catered with 6 oz. of pasteurised toned milk at 352 milk distributing Centres. In addition to this, 14,790 children from standards I to IV whether undernourished or otherwise, from the Schools in predominently poorer localities were given milk from 20th November 1961. The supply of milk was, however, stopped for a certain period, due to poor attendance in Schools, non-availability of milk and vacation to the schools. 1,000 children selected for special Nutrition Survey were also supplied with milk during the period from 2nd January 1960 to 20th March 1961. The pupils of Colaba Group of Schools were given milk powder donated by the Lions Club as they were not covered by the milk scheme.

Annual Sports, Mass Drill displays and Scout Rallies were organised by the Education Department for municipal school children in different parts of Greater Bombay where the school Medical Officers were directed with necessary outfit for rendering medical aid to injured participants.

Kasturba Hospital for Infectious Diseases, Arthur Road.

41. The Hospital has a total accommodation of 314 beds. Wards Nos. 17 and 18 with a bed accommodation of 50 each were closed during the year being found unfit for human habitation. Hence the bed strength in the Hospital was reduced from 414 to 314.. Except Tuberculosis and Leprosy, patients suffering from other infectious diseses are admitted to the Hospital. The total numbe of paitnets admitted during the year was 25,073, as against 32,542, 24,775 and 23,871 in the preceding three years, the daily average of admission being 591 as against 817, 652 and 657 in the preceding three years. Of the total number of patients, 753, 1,632 and 4,634 respectively, suffered from Enteric Fever, Diphtheria and Small-pox. The fatality rate in the total admission was 7.8 per cent. On account of heavy admissions of cases of major infectious diseases, restriction on admissions of cases suffering from less dangerous diseases had to be imposed.

In view of the enormous increase in populatin of this City in recent years, this Hospital. is unable to meet the growing needs of the citizens, as reported by the Commissioner. Considering the importance of isolaton in the preventon of infectous diseases and as a safe-guard against outbreak of epidemics, the Standing Committee feels that urgent steps must be taken to augment the bed strength of this Hospital as also to take immediate steps to establish a separate Hospital for Suburbs, as this Hospital is too far away for the residents of these areas.

The total expenditure of the Hospital during the year was Rs. 20.36 lacs as against Rs. 25.41 lacs, Rs. 20.56 lacs and Rs. 19.25 lacs in the preceding three years.

K. E. M. Hospital.

42. The bed accommodation in the Hospital increased from 704 to 756 during the year under report. The beds were distributed amongst men, women and children patients as 399, 253, and 104, respectively. Inspecite of increase in bed strength, the accommodation was fully occupied throughout the year and there was constant overcrowding in the Wards. The total number of in-patients admitted during the year was 38,197 as against 33,859, 31,052 and 29,599 in the previous three years.The daily average number of inpatients was 941 as against 919 in the preceding year. The average number of days each patient was resident was 8.96 as against 9.9, 10.3 and 9.79 in the last three years. The average cost per in-patient per day was Rs. 9.48, as against Rs. 9.21, Rs. 10.06 and Rs. 9.49 in the previous three years. The average cost per in-patient admission was Rs. 85.35 as against Rs. 93.01 and Rs. 100.10 in the previous two years. Out of 2,576 deaths as many as 564 died within 24 hours of admisson, 525 died after 24 hours but within three days of admission and the rest after three days of admission.

The total number of new out-patients treated was 2,66,879 as against 2,35,249, 2,34,117 and 2,11,380 in the preceding three years. The total number of out-patients attendance including casualty patients during the year came to 8,54,327 as against 8,07,743, 7,97,819 and 7,12,683

in the preceding three years. The highest number of out-patients attendance on any one day was 4,100 as against 3,520, 3,930 and 3,066 in the preceding three years, while the daily average attendance of out-patients was 2,801 as against 2,718 and 2,686 in the preceding two years.

The Poor Box Charity Fund from which relief was rendered to poor patients, continued to give relief and comforts to deserving partients which ordinarily could not be given out of the Municipal Fund. An amount of Rs. 1,37,220.88, as against Rs. 1,00,157.37, Rs. 74,663.75 and Rs. 74,236.01 in the previous three years was spent for affording relief to poor patients for costly drugs, injections, blood transfusions, etc. As against this expenditure, Rs. 12,683.56. were received by way of donations and Rs. 11,247.10 were collected from boxes kept in the Wards and Out-patient Departments.

The Gift Shop started for the convenience of patients and their relatives, the Physiotherapy Centre and School, Occupational Therapy Centre and School, Prophylactic Immunization Centre, Family Health Centre, Leprosy Clinic, Ambulance Division, Neuro-Surgical Department, Neurology Department, Electro Cardiography Department and Electro Encephalography Department and the Co-operative Credit Society carried out their work in their respective spheres satisfactorily. The Medico-Social Service Department was able to render intensive service to the needy patients.

Dr. Jivraj N. Mehta Pharmaceutical Laboratory, attached to the Hospital, manufactured many injectables, *viz.*, 65,963 transfusion bottles 4,285 ampules and about 990 litres of loose sterile solutions and 67.5 Litres of Stain and Miscellaneous Solutions. The market value of the above product was Rs. 1,14,032. The Blood Bank worked satisfactorily and during the year 459 samples of blood were issued to the patients and 4,611 samples of blood were collected including the voluntary donors, at a cost of Rs. 63,068.

A Family Planning Centre, which is aided by Government of India, continued to work satisfactorily during the year. Needy women were supplied with contraceptives free of charge. Sterilization operations were also performed at the centre.

Dr. B. N. Purandare Gynaec and Obstetric Research Centre opened on 15-9-1958, continued to carry out research work concerning Gynaecological and Obstetric problems and disorders of Hormonal origin during the year.

The Convalescent Home with 120 beds worked satisfactorily and was a great help in relieving the congestion in the K.E. M. Hospital, L.T. M.G. Hospital and Nair Hospital. In all 562 new convalescent patients were transferred from the aforesaid Hospitals and other medical institutions.

1,468 Food Handlers working in hotels and restaurants in the City were referred to the hospital for examination of which 914 persons attended. 861 Food-handlers were found fit, 32 unfit, and 21 persons were partly examined as they did not give their stools, etc., for pathological examination.

Total expenditure incurred during the year for the maintenance of the Hospital was Rs. 42.15 lacs as against Rs. 40.58 and Rs. 36.30 lacs in the previous two years.

Lokmanya Tilak Municipal General Hospital and Bai Annapurnabai Deshmukh Hospital for Women.

43. The bed accommodation in the Hospital remained at 370 (310 non-paying and 50 paying and 10 for B. E. S. & T. Employees), 25,566 patients were admitted during the year as against 22,845, 22,926 and 21,561 during the preceding three years. The highest number of in-patients on a single day was 571. The daily average number of in-patients was 495.7 as against 504, 450.7 and 426.3 in the preceding three years. The average number of days each patient was resident was 7.4 as against 7.3, 7.1 and 7.25 in the preceding three years.

The total number of in-patients treated was 26,044 including 478 of the previos year as against 23,288 and 443 respectively in the preceding year. The number of maternity and gynaec cases was 9,269 as against 8,188 in the preceding year.

The total number of operations performed on in-patients was 7,346 as against 7,820, 8,314 and 7,793 in the preceding three years. The average cost per in-patient on diet per day was Rs. 1.10 as against Rs. 1.05, Re. 0.99 and Rs. 1.04 in the preceding three years.

The total number of new out-patients was 1,51,850 with a daily average of 494.6 as against 1,47,839 and 475.3 respectively, in the preceding year and 1,43,776 and 462.30 respectively in the year preceding the last. The total number of out-patients attendance was 5.56 lacs with a daily average of 1,813.1 as against 5.89 lacs and a daily average of 1,896.2, respectively in the preceding year and 5.24 lacs and a daily average of 1,687.4 respectively, in the year preceding the last. The highest number of out-patients attendance on a single day was 2,935 as against 2,750, 2,823 and 2,602 in the pre- ceding three years. The total number of

operations performed on out-patients was 8,195 as against 8,048, 7,862 and 6,770 in the preceding three years. 33,768 accidents and other emergency cases were treated in the Casualty Department as against 28,495, 26,700 and 28,112 in the preceding three years.

The Paying Bed Scheme started from 1st September 1951 is working satisfactorily. The number of patients admitted in the General and Special rooms during the year was 1,377 as against 1,639, 1,704 and 1,812 in the preceding three years. 152 major and 260 minor operations were performed on paying patients as against 237 and 242, 210 and 343 and 272 and 357, respectively, in the preceding three years.

The Pathological and Bacteriological investigations in respect of 73,356 in-patients and 54,963 out-patients were carried out during the year as against 98,534, 40,499 and 44,840 and 60,362, 52,926 and 48, 346, respectively, in the preceding three years. 394 autopsies were also performed during the year as against 329 in the preceding year.

The total number of cases treated by the Physio-theraphy Department during the year under report was 2,507 while 1,521 cases were treated in the Occupational Therapy Department.

The Medico-Social Service Department which was started from 1st August 1956 has been rendering valuable services to the needy patients. The Department supplied injections and medicines to 610 needy patients and rendered help to 375 patients for placement, rehabilitation, etc.

The Hospital has an up-to-date Library with latest publications of various branches in medical science. 32 new books on medical subjects were purchased, bringing the total to 803 books. 81 journals were subscribed of which 6 journals were received as 'donation' during the year under report.

The amount in the Poor Box Fund at the close of the year stood at Rs. 67,632.74 as against Rs. 69,825.69 in the previous year. During the year, a sum of Rs. 36,193.07 was collected from the Charity Boxes and by way of donations, etc., and the expenditure amounted to Rs. 38,886.02. A balance of Rs. 67,632.74 remained in the Poor Box Fund at the close of the year.

Nurses' Training School.—45 students nurses were admitted for training in General nursing course of which 36 were successful in examination, 38 student Nurses were sent for examination in Midwifery and 5 were declared successful.

This Hospital has been attached to the Topiwala National Medical College for clinical instructions to under-graduate students. The Hospital continues to be affiliated to the University of Bombay for post-graduate as well as under-graduate studies and to the College of Physicians and Surgeons of Bombay for post-graduate studies.

The approximate total expenditure during the year under report was Rs. 22.72 lacs as against Rs. 21.55 lacs in the preceding year.

Bai Yamunabai L. Nair Charitable Hospital.

44. The Hospital has an accommodation of 336 beds distributed among men, women and children patients as in the last year. The accommodation was fully occupied throughout the year. Throughout the year, on an average, 107 in-patients were admitted over the scheduled number in the Hospital and on many occasions they had to be accommodated on the floor for want of adequate beds. The total number of in-patients admitted was 22,506 as against 20,184, 19,164 and 17,474 in the previous three years. The daily average number of in-patients was 442.91 as against 422.84 431.07 and 383.92, in the previous three years. On an average, each patient was resident for 7.18 days as against 7.64, 8.21 and 8.59 days in the previous three years. The total number of in-patients treated was 22,910 including the balance of 404 of the previous year of whom 5,741 were cured, 11,733 were relieved, 3,632 left the hospital against medical advice or were otherwise discharged, 1,382 died and 422 remained at the close of the year. The average cost per in-patient per day was Rs. 9.84 against Rs. 9.51, Rs. 8.67 and Rs. 7.97 during the preceding three years.

The total number of out-patients treated was 3,40,532 against 3,37,129, 3,42,501 and 3,02,909, in the preceding three years and the average number of out-patients' attendance per day was 1,116.50 against 1,087.51, 1,101.29 and 980.29, in the preceding three years. The highest out-patients attendance on a single day was 1,694 against 1,624, 1,707 and 1,480, in the preceding three years. The highest number of new cases in the out-patients Departmen on a single day was 661 and of the old cases treated was 1,050 during the year under report The average cost per out-patient per day was Rs. 1.47 against Rs. 1.04, Re. 0.955 and Re. 0.89 during the preceding three years. During the year 6,025 and 5,597 operations were performed respectively on in-patients and out-patients against 6,876 and 6,388, respectively, during the last year.

12,760 in-door patients were dispensed with special prescriptions during the year, working out an average of 35 patients daily. 2,86,492 out-door patients were dispensed with, giving an average of 758 patients daily.

The total amount in the Poor Patients' Fund by way of receipts amounted to Rs. 55,448, Rs. 3,681.90 were by way of donations and Rs. 15,323.82 by way of collections from the boxes kept in wards and out-door department.

During the year, 2,127 blood transfusions were administered and a sum of Rs. 31,170 was paid to the professional blood donors.

As in the previous years, various pharmaceutical firms offered donations for research on their products.

The Patients Welfare Committee which was formed nearly four years ago to devise ways and means for providing facilities to the patients in the Hospital continued its activities during the year and several functions were organized for the benefit of patients. Issue of Books from the Patients' Library, which was started during 1957-58 was continued during the year.

The Family Planning Clinic carried out its usual activities during the year.

During the year, the Hospital received non-fat milk powder, etc through World Church Council and other Charitable Institutions.

The total expenditure incurred on the maintenance of the hospital including liabilities amounted to Rs. 20.53 lacs against Rs. 20.60 lacs, Rs. 17.20 lacs and Rs. 15.99 lacs in the preceding three years.

Dr. Bhajekar Hospital for incurable Diseases.

45. The Hospital was declared open on 2nd September 1956. It has an accommodation of 38 beds. Helpless patients, suffering from diseases that have no reasonable hope of cure and yet need medical and nursing care, are admitted to this Hospital as such patients are not generally admitted to any other Hospital. The Hospital continued to be under the supervision of the Dean, B. Y. L. Nair Charitable Hospital.

During the year 64 patients were admitted and 38 were the balance left over from the last year. The maximum number of in-patients admitted on a single day was 3 and the daily average of admission of in-patients was 0.17 during the year.

The total expenditure during the year under report amounted to Rs. 83,921 and the daily average cost worked out to Rs. 6.50 per patient.

Seth G. S. Medical College.

46. During the year under report, 87 fresh admissions were made. Of the 670 students on the roll, against 739 in the previous year, 248 were lady students and 180 post-graduate and research students, against 251 and 247, respectively, in the previous year. Out of 549 students sent up for various examinations, 348 passed the whole examination against the corresponding figures of 555 and 322 of the previous year.

The number of male students residing in the Male Students' Hostel during the year was 147, while the number of lady students accommodated in the Lady Students' Hostel remained at 41. In order to meet the increasing demand for under-graduate students as also internees, research students, etc. a new Hostel at Naigaum was acquired with an accommodation for 84 students. During the year, 239 students took advantage of this hostel. Income derived from the College and the Hostels by way of tuition fees, hostel rent, etc., was Rs. 1.79 lacs against Rs. 1.61 lacs 1.37 lacs and Rs. 1.48 lacs in the previous three years, while the total expenditure amounted to Rs. 8.10 lacs (including payment of Dearness Allowance of Rs. 1.48 lacs) against Rs. 9.62 lacs, Rs. 7.53 lacs and Rs. 7.15 lacs in the preceding three years. The income derived from and the expenditure incurred on the Hostels were Rs. 20,718 and Rs. 35,789, respectively, as against Rs. 20,160 and Rs. 42,690 in the previous year. The gross and net cost per student worked out at Rs. 1,652.90 and Rs. 1,286.65, respectively, as against Rs. 2,400.97 and Rs. 1,999.2 in the previous year. The amount of fees received from the post graduate students was Rs. 18,825 as against Rs. 20,573 in the previous year.

The different departments of the College and the Hospital had, in addition to their normal teaching and departmental works, conducted various researches under the auspices of the Indian Council of Medical Research, Council of Scientific and Industrial Research, K. E. M. Hospital and Seth G. S. Medical College Staff Research Society and other institutions, etc.

The progress of other activities line Library, Museum, Gymkhana, etc. was satisfactory.

Topiwala National Medical College.

47. The College had 319 under-graduate students on the roll at the close of the year, out of whom 128 were lady students. Besides, there were 83 post-graduate students including 22 lady students. 61 students passed the Final M.B, B.S. Examination and 23 students passed various other examinations held in 1961. The hostel attached to the College provided accommodation for about 200 male students. The total number of students residing in the hostel was 174 including that of N. H. Dental College. Arrangements to accommodate the lady students in the Grant Medical College Hostel were discontinued and 10 seats were made available in G. S. Medical College Hostel during the year under report.

The total expenditure incurred on the maintenance of the College amounted to Rs. 6.15 lakhs as against Rs. 5.60 lakhs, Rs. 5.41 lackhs and Rs. 5.07 lakhs in the preceding three years. The total income by way of tuition fees, hostel rent, etc., received amounted to Rs. 1.45 lakhs against Rs. 1.47 lacs, Rs. 1.36 lacs and Rs. 1.33 lacs in the preceding three years.

Associate appointments which were sanctioned as experimental measure continued during the year under report.

Nair Hospital Dental College.

48. During the year under report, 51 students including 5 ladies passed the B. D. S. and M.D.S. Degree Examinations from the College. The College has 88 Dental Chairs, 52 Electric Dental Units, 4 well-equipped laboratories, 3 Dental X-Ray Units, 3 Micro-Surgical Units, 3 Nitrous Oxide Apparata, 6 Microscopes, 1 Cinema Projector, 1 Epidiascope, 1 fully equipped Operation Theatre and other equipment to give dental treatment on most modern lines and also to facilitate teaching of Dentistry. There were 260 students including 38 lady students on the roll as against 259 and 36, respectively, in the previous year. The College also runs a Dental Clinic where Patients are treated at nominal cost and are supplied with artificial teeth. During the year 91,972 patients (46,176 males, 23,482 females and 22,314 children) were treated as against 87,727, 77,390 and as 64,645 in the preceding three years. The total expenditure incurred was Rs. 4.23 lacs as against Rs. 4.20 lacs, Rs. 3.34 lacs and Rs. 2.60 lacs in the preceding three years and the total realisations by way of fees from students and patients were Rs. 1.80 lacs, against Rs. 1.17 lacs, Rs. 1.16 lacs and Rs. 1.02 lacs during the preceding three years.

The Academic Council looks after the academic affairs and the Advisory Dental Board advises the Dean and the Municipal Commissioner in the policy to be followed in matters of administration. Since June 1954, the College is affiliated to the Bombay University for B.D.S. Degree in Dentistry and the Diploma course has been abolished. A special Department of Speech Therapy has been recently started for treating patients for speech defects. Research work in Dentistry was continued at the College during the year. The College has also organised M.D.S. (Post-graduate) Course in Dentistry from June 1959.

Service was rendered from the Poor Box Fund to poor deserving patients in the shape of supplying sets of artificial teeth and repairs to sets of teeth.

The total amount in Poor Box Fund at the close of the year was Rs. 18,732.82.

Education.

49. At the close of the year, there were 3,49,454 pupils in 624 schools and 117 classes in Greater Bombay, including Extended Suburbs, the number in the City being 2,38,866 pupils in 391 schools and 56 classes ; in the Suburbs 84,904 pupils in 172 schools and 40 classes ; and in the Extended Suburbs 25,684 pupils in 61 schools and 21 classes. The corresponding figures for the previous year were 3,33,066 pupils in 572 schools and 124 classes in Greater Bombay, which was made up of 2,35,180 pupils in 378 schools and 49 classes in the City ; 76,508 pupils in 153 schools and 47 classes in the Suburbs and 21,378 pupils in 47 schools and 28 classes in the Extended Suburbs. Thus during the year, there was a net increase of 16,388 pupils in Municipal Schools. The highest number of pupils on roll was 3,78,450 at the end of August 1961. The average attendance of pupils throughout the year was 3,11,937 as against 2,90,292 in the previous year. The total number of teachers in Greater Bombay at the end of the year was 9,127 of whom 8,803 were ordinary and 324 Special Teachers as against 8,403 teachers of whom 8,097 were ordinary and 306 special teachers in the preceding year. Out of 8,803 ordinary teachers, 8,202 were trained, as against 7,311 out of 8,097 ordinary teachers in the previous year. The percentage of trained teachers was 93.17 as against 90.29 in the preceding year.

The requirements of teachers in Municipal Schools are assessed as per Class-Room formula approved by the Education Committee. The Municipal Schools were grouped into Beats and the Beats into Divisions for purposes of supervision and administrative work.

With a view to avoiding over-crowding in classes, it was laid down that ordinarily a class should not have more than 50 pupils to facilitate proper attention to pupils. Schools with big

class rooms some time had 55-60 pupils. In schools housed in hired residential buildings over-crowding on account of inadequate space was an impediment in the way of efficient instruction. In all, about 605 Municipal Schools and Classes were required to be run in two Sessions for want of sufficient accommodation and 4,114 class-rooms were used twice. A programme of construction of new school buildings, which is being implemented on a larger scale, would improve the situation considerably in a few years.

As in the past, the syllabus of studies was divided month by month for the guidance of teachers and for facilitating gradual completion of studies in time as per Schedule. Teaching aids were supplied to schools and additional teaching aids, such as maps, charts and models were prepared by the teachers themselves. Hindi was continued to be taught in the Upper Primary classes. Parents and gaurdians were kept informed of the progress, conduct and attendance of their wards by forwarding to them the Progress Cards every month. Written Examinations of pupils of Standards I to VII were held in the months of March and April 1962 by a Central Examination Board specially constituted for the purpose. A supplementary Examination was held in June 1962 for the benefit of those pupils who could not appear at the previous Annual Examination due to circumstances beyond their control. Double Promotion Examinations were held as per rules in August 1961.

In all 16,687 pupils appeared for the Primary School Certificate Examination—1962, and out of them 7,583 were declared successful.giving a percentage of 45.

Some of the main factors which hampered *inter alia* the progress of pupils were largeness of certain classes, lack of suitable buildings, inadequate facilities to pupils to study at home and economic conditions of the parents, resulting in irregular attendance and long absence of pupils and shorter Sessions.

The existing curriculum for Standards I to VII revised by Government is being followed in Municipal Schools. The Text Books which were being used during the previous year, were continued to be used during the year under report. Changes in the use of Text Books, wherever effected, were done with the sanction of the Government. As per the decision of the Government, the teachhing of English from Std. V on an optional basis introduced since last year continued during the year under report. Refreshers Classes for the benefit of teachers teaching English were conducted during the year.

The Rahimtoola Currimbhoy Urdu Training Institute for Women continued to function as usual. In all 78 pupils in the First Year and 81 in the Second Year were under training. All the 78 Trainees of the I Year Class were promoted to the II Year Class. Out of 81 Trainees of the II Year Class, 61 (*i.e.*, 75.3 per cent.) were declared successful at the Primary Teachers' Certificate Examination.

Muicipal Urdu Teachers' Training Class started in July 1958, continued to function during the year under report. All the 39 trainees in the class (One year's course) appeared for the P.T.C. Examination and were successful.

The Gujarati Teachers' Training Class started in July 1958 was discontinued from June 1961.

The number of Municipal owned buildings at the beginning of the year was 115, of which 42 were in the City and 46 in the Suburbs and 27 in Extended Suburbs. 11 School buildings were built during the year under report. Thus the number of school buildings at the close of the year was 126, of which 46 were in the City, 50 in the Suburbs and 30 in Extended Suburbs.

262 Schools (including classes) were housed in the Municipal owned school buildings 464 schools (including classes) were housed in rented buildings. 15 schools were housed in rent free buildings. Due to the increase in the number of pupils in Municipal schools from year to year, it has become practically impossible to accommodate the increased number of students existing accommodation. It is also difficult in the present housing conditions to acquire additional accommodation except by way of construction of new school buildings or extending the existings ones. The Department is making a steady and planned progress towards acquisition of private plots and structures, etc., wherever possible. The work of Extension of 14 School buildings is in progress. 7 plots have been acquired for the purpose of construction of school buildings. School buildings at 8 different sites in the City were under construction during the year.

The Corporation continued to impart vocational education. The Director of Technical Education has agreed to grant recognition to the Municipal Printing Class at Foras Road provided arrangements are made in the class for teaching III Year Typography Course. There were 23 Vocational Classes in 11 Vocational Schools. Out of these 10 taught Carpentry, 5 Tailoring, 2 Clay modelling and 1 each printing, clock repairing, sign-board painting, carpet weaving, book-binding and toy-making. Instructions in Weaving and Cardboard Modelling is also given in some classes of the Lower Primary Schools in the Suburbs.

Various extra-curricular activities, such as Educational Film shows, *Sharad Utsav*, School Anniversaries, Class Panchayats, Excursions, etc., were carried on as usual during the year under report. Physical Education was imparted in almost all the schools as per curriculum. Four Mass Drill Displays were held during the year, two in the City and one each in the Suburbs and Extended Suburbs. Sports were held as usual. 81 teachers were imparted training in Physical Training Class, during the year. National Scout and Guide Association conducted their activities during the year under report, and National Scout work and Annual Scout Sports and Rallies were held as usual.

The total number of Aided Schools in Greater Bombay, during the year was 348 out of which 227 were in the City, 77 in the Suburbs and 44 in the Extended Suburbs as against 343 in the previous year. The total number of teachers in Aided Schools was 3,482 (2,965 ordinary and 517 special) imparting education to 1,04,595 pupils as against 3,482 teachers (2,789 ordinary and 535 special) imparting education to 1,00,402 pupils in the previous year. The total number of Recognised Schools not receiving Grant-in-Aid was 122 with 942 teachers imparting education to 23,908 pupils as against 837 teachers imparting education 20,908 pupils in 107 schools, in the previous year.

The total amounts of Grants recommended for payment during the year was Rs. 5,29,846 for the City and Suburban Schools and Rs. 74,772 for Extended Suburban Schools.

A Revised Grant-in-Aid Code, which was finalised by the Education Committee and the Corporation has been forwarded to the State Government for their sanction, which is awaited.

The average cost per pupil in Aided Schools to the Corporation worked out to Rs. 5.81 in the City and Suburbs and Rs. 4.57 in the Extended Suburbs.

The average cost per pupil in the Municipal schools calculated on the basis of the average number of pupils on rolls was Rs. 83.22 in the City and Suburbs and Rs. 55.46 in the Extended Suburbs.

The Standing Committee is happy to note the overall progress of Primary Education in our schools during the year under report. They however, feel, that more concentrated efiorts should be made by the Executive to push through the various proposals for construction of school buildings considering the fact that the living conditions in most of rented buildings accommodating our Municipal schools and classes are not satisfactory and congenial since the said buildings were not primarily constructed for school purposes. Besides there is a constant pressure on school accommodation already available due to continous increase in number of students attending our schools and as a result we have to accommodate as many as 50 to 60 pupils in a class, in regard to which, though the Department is alive to the urgency of the problem much remains to be done. The Standing Committee hope that additional sites for school buildings are secured especially in the City and the programme of constructing new school buildings is completed as per schedule.

Research Unit.

The Research Unit set up in July 1955 for implementing the suggestions contained in Shri R. V. Parulekar's Report on the Bombay City Education System, continued its useful work during the year under report.

Some of the important studies and duties carried out by the Research Unit during the year under report are :

(1) A longitudinal study of the various aspects of the problems arising out of the high incidence of wastage and stagnation in primary schools, the causes of stagnation and wastage, the relation if any between wastage and stagnation, their relation to the age of children, the subjects in which children commonly fail at different levels, relations between age and attainment, and such other allied topics. The study covered the progress of about 6,000 children enrolled in Standard I between 1950 and 1958.

(2) Continuance of Intelligence Testing as an aid to the selection and recruitment of primary teachers.

(3) Preparation and publication of pamphlets on " Teaching Standard I", and "The Teaching of Composition" etc., in Marathi, Gujarati, Hindi and Urdu for distribution to Schools ; and

(4) The study of the effect of short and double sessions on pupils in Marathi and Gujarati Schools.

The other projects such as (*i*) Studies to minimise the extent of failures (*ii*) to assess reading habits and reading interest in children and (*iii*) preparation of graded assignments in Arithmetic for children in Standards II and III were carried out during the year under report as directed by the Research Advisory Committee.

Municipal Printing Press.

50. During the year under report, 213½ tons of bleached and unbleached paper were purchased from the market. The printing work of the various departments of the Corporation was carried out during the year. The work of printing the Budget Estimates, Establishment Schedule, Municipal Chief Auditor's Administration Report, Canteen Coupon Books and the Committee Proceedings was also executed for the B.E.S. & T. Undertaking, at a total cost of Rs. 31,077.15. The total number of printing jobs carried out were 9,805 and number of pages printed were 50,325 as against 9,160 and 59,264 in the preceding year. The total quantity of paper consumed during the year under report was 177½, tons as against 257.25, 215½ and 209 tons int he preceding three years.

The transactions of the Press for the year closed with a surplus of Rs. 7,592 on the total turnover of Rs. 14,60,787 against the surplus of Rs. 2,479 and the turnover of Rs. 11.93 lacs for the preceding year. The labour staff as on 28th February 1962, consisted of 247 workers as against 252, 267 and 228 on the same date in the preceding three years.

Legal Department.

51. During the year under report, the department continued to attend to contested matters and other legal proceedings in the High Court, City Civil Court, Small Causes Court and Police Courts as also to other legal matters. During the year, the department received 13,337 files, against 14,556, 9,827 and 9,273 files in the previous three years, addressed 1,569 letters against 1,884, 2,238 and 1760 letters in the preceding three years, to outside parties or their legal advisers and gave opinions on different departmental matters and advice on 124 documents against 56, 195 and 110 documents in the last three years. The report contains figures of High Court and City Civil Court suits as well as number of documents, such as, conveyances, leases, etc., that were completed.

The income by way of costs recovered amounted to Rs. 10,580 and expenditure to about Rs. 1,31,683 as against Rs. 24,558 and Rs. 1,35,006, respectively, in the preceding year.

Labour Department.

52. During the year, 15 Trade Unions represented Municipal employees with a total membership of about 25,213 against 25,781 24,000 and 19,659 in the preceding three years. The total number of labour staff employed in the main departments was 33,798 (comprising of about 200 categories) against 33,553, 33,408 and 31,230 in the previous three years.

With a view to promote cordial relations between the staff and the Administration, Joint Councils representing labour staff functioned in 20 departments, their scope being wide enough to permit discussions on various matters relating to grievances and conditions of service of the staff. 13 Peshi Committees for enquiring into the mis-conduct of employees were in existence in Hospitals and Maternity Homes. A four-stage grievance procedure has also been introduced in all Departments for redressal of the employees' grievances.

The Labour Department dealt with 2,361 complaints as against 2,117, 1,788 and 1,991 in the previous three years, regarding service conditions, recruitment, promotions, transfers, etc. Of these complaints, 1,550 were redressed, 725 found not genuine cases and 86 were pending at the close of the year.

The recreational, educational, hygienic, cultural and social activities, indoor as well as out-door, organized by the Welfare Branch of the Department for the benefit of Municipal workers and their dependents were continued more vigourously at 25 Labour Welfare Centres and 2 sub-centres. Out of these 18 were run for the benefit of the employees of the Conservancy Branch, 6 for Hospital employees, 2 for Water Works Department employees and 1 for the employees of the Mechanical Engineer's Department. 170 film shows on different subjects such as food values, sanitation, etc., were organized at different Welfare Centres, during the year under report. The average daily attendance of adults and children at the different Welfare Centres was 1,370 and 1,430, respectively, as against 1,350 and 1,360 during the preceding year. The maternity unit attached to the Chembur Welfare Centre continued to do its useful work under a qualified Lady Doctor. 5,470 cases were treated at the Unit during the year under report as against 5,040, 4,740 and 4,845 in the preceding three years.

Under the scheme for granting scholarships to the children of Municipal employees, 637 applications were received out of which 124 eligible applicants for secondary education and 99 for higher education were awarded scholarships at a total cost of Rs. 17,685. 511 applications were received for medical assistance and help aggregating to Rs. 19,998 was given in 494 deserving cases. The Labour Officer also made arrangements to get the applicants admitted, wherever necessary, in different Municipal Hospitals for treatment. The Scouting Organization had 1,454 Rovers, Scouts and Cubs and 349 bulbuls and guides on the Roll during the year.

In addition, the Labour Officer also attended the hearing of day-to-day offence cases of the Conservancy, Fire Brigade and Engineering Departments.

The Municipal Mazdoor Union served a strike notice on 29th December 1960, regarding reorganization, retrenchment, etc., and the Conciliation Proceedings are pending before the Conciliation Officer. Similar dispute was raised by the Bombay Municipal Subordinate Staff Union and the same was admitted into conciliation.

Public Relations Department.

53. This department effected general publicity about the activities and services rendered by different Departments and disseminated knowledge on health, hygiene and civic sense among the citizens through popular media of propaganda, such as posters, leaflets, health exhibitions, film shows, cleansing campaigns, talks, Press-notes, etc. It also assisted the Public Health Department in its drive against communicable diseases. Criticisms and/or suggestions in local newspapers were brought to the notice of authorities concerned.

The Department also participated in various important celebrations, such as, World Health Day, Social Education Week. Ganesh Festival, Sharad Utsava, and National Cleanliness Day, Republic Day Celebrations and observances of Weeks like Family Planning Week, Anti T.B. Week, etc., organised by Government, Semi-Government or Social organisaions. A number of stalls on different aspects of health, hygiene, sanitation, Civic sense, etc., were set up throughout Greater Bombay independently and in co-operation with various social organisaions.

During the year under report, a Civic Guide-*cum*-Diary, 1962, was published in English and Marathi. A revised edition of the booklet containing names, etc. of Councillors and the members of different Committees was also reprinted.

The Department also undertook departmentally production of a new Documentary Film on 'Health and Hygiene' and the work was in progress.

Health, Education and Propaganda.

Health propaganda drive was carried on through the Department of the Public Relations both in the City and the Suburbs through all the popular and modern publicity media. During the year, the section organised important activities, such as, health exhibitions and health education film shows on various health subjects. Arrangements were also made for display of hoardings on civic sense on public conveniences. It also helped the vaccination and inoculation staff of the Health Department by persuading people to accept vaccination and inoculation, etc. Specail visits were arranged to the Public Health Museum of distinguished guests and visitors to the City, etc.

Considering the usefulness of the screen in public propaganda in modern times the Standing Committee feels that greater attention needs to be given to that aspect since the Department has very few films on health education and sanitation.

Administrative Officers (Enquiries).

54. The office of the Test Audit Officer formerly under the Chief Accountant has been designated as Administrative Officer (Enquiries) and placed under the direct control of the Municipal Commissioner. The department deals with departmental Enquiries and Stock Verification.

During the year the Enquiries Section dealt with 4,339 cases. Investigations were carried out into 881 cases of alleged misconduct, misbehaviour, theft of Municipal property, breaches of provisions of Municipal Bye-laws, infringement of licence conditions, etc. In 245 cases, punishments varying from dismissal to mere warnings were meted out. 203 cases were filed as the allegations were found to be false and malicious. In 247 cases, Departments concerned were asked to take necessary actions. In the remaining cases enquiries were in progress.

Test check of consumable stores, stationery, etc. and verification of Plant and Machinery, etc. was done by actual visits during the year to 275 offices, depot, etc and 342 schools in the City, Suburbs and Extended Suburbs.

Periodical checking of balances of Petrol, Diesel Oil, etc. at various pumps was done by the Stock Verification Staff. Number of offices, sub-offices and chowkie were visited for stock-verification, and verification of stores, checking of unserviceable articles, etc., work was carried by this Section during the year.

The distribution of relief from the Mayor's Fund to the families affected by fire, house collapses and other victims of natural calamities was also carried out by the Department.

The Bombay Civic Journal.

55. The Bombay Civic Journal, an accredited organ of the Corporation, completed eight years in March 1962.

The Journal has been publishing regular features as also special articles from prominent citizens and authorities on various topical subjects in pursuance of its policy of promoting

civic progress and enlightenment and the ideal of active, intelligent and creative citizenship. The main features of the material published in the Journal are objective recording of deliberations and activities of the Corporation and its Departments as also of the B.E.S. & T. Undertaking and associated institutions, citizens' view point on subjects of civic interest and on current issues before the Corporation, new plans or projects sponsored by the Corporation, etc.

Besides the Annual Number published in April 1961, Special Numbers on Independence Day and Republic Day were brought out. The September and November 1961, and February and March 1962 issues were devoted to specific topics.

Though during the year under report, efforts were made to enhance the utility and appeal of the journal, the Standing Committee feel that it is necessary that the department should make more vigorous efforts to improve the standard of the journal and make it more popular.

M. G. M. O. Swimming Pool.

56. During the year under report the working and progress of the Mahatma Gandhi Memorial Olympic Swimming Pool at Shivaji Park was satisfactory.

The Swimming Pool was closed during the period from 30th June to 5th July 1961 for cleaning purposes. Facilities to polio crippled children were given free of charge during the year as in the past and in all 7 children took advantage thereof.

The 'IX Anniversary Day' function was held on 27th April 1961 with aquatic competitions for the Pool members. Water Polo League Matches were played with local clubs and the M. G. M. O. Water Polo Team won the championship for the first time in the year 1961-62. The team was awarded Mrs. Avan K. Golwalla Trophy for Water Polo. The Annual Long Distance Open Sea Race was also held. The Pool premises were given for use, free of charge, to the Maharashtra State Aquatic Association and the University of Bombay, for holding their annual aquatic sports. Reservations of the Pool for 296 hours on payment of prescribed fees, was also allowed to school, etc. parties, as usual, which added Rs. 7,365 to the Municipal Treasury. Eight members of the Pool were selected and included in the Bombay Aquatic team for National Championship held at New Delhi in October 1961.

The Standing Committee note with regret about the two drowning tragedies which occurred at the Pool during the year under report and desire that necessary precautions be taken to avoid such tragedies in future.

The collection of fees, etc. at the Pool amounted to Rs. 1,41,065 against Rs. 1,61,557 Rs. 1,24,590, and Rs. 1229,16, for the preceding three years.

Organisation and Methods Department.

57*. The Organization and Methods Division was set up in March 1957. During the year under report it was mainly busy with the introduction of and supervision over office procedures, the principal objectives sought to be achieved being impartial check over every communication, cutting down of delays, assessment of arrears, equitable distribution of work load, etc. The other major duties entrusted to the Division during the year consisted of (1) preparation of a Manual for the Primary Education Department, (2) Standardization of forms used by the different Municipal departments and (3) reorganization of the Record Branches of these Departments. Scheme for imparting Administrative training to Municipal staff, started during the previous year, was postponed during the year under report.

MUNICIPAL CORPORATION OFFICE,
BOMBAY, *4th January 1963.*

S. R. PATKAR,
Chairman, Standing Committee.

* Paragraphs 58 to 83 of the Review of the Standing Committee relate to the Administration Report of the Suburbs and Extended Suburbs.

ADMINISTRATION REPORT OF THE MUNICIPAL COMMISSIONER FOR GREATER BOMBAY FOR THE YEAR 1961-62.

CORPORATION, STANDING COMMITTEE, IMPROVEMENTS COMMITTEE AND THE EDUCATION COMMITTEE.

CORPORATION.

Shri V. B. Worlikar, who was elected Mayor at the Meeting of the Corporation, held on 13th April 1961, held that office throughout the year.

2. One hundred sixty—three meetings of the Corporation including forty five Special and Adjourned Special Meetings but excluding six Civic Receptions held by the Corporation and eighty—seven Meetings of the Committees and six Meetings of the Sub-Committees and twenty-nine meetings of the Consultative Committees other than those of the Standing Committee, the Improvements Committee and the Education Committee were held during the year. One Special Meeting of the Corporation called on a requisition though called was not held during the year. Councillors also attended one Reception for presenting Civic Address to Major Yuri Gagarin, World's First Cosmonaut. They also accorded five Civic Receptions to (1) Officers and Personnel of the Territorial Army Units in Greater Bombay, (2) Indian Contingent with the United Nations Emergency Force in Congo on their return Home, (3) Indian Contingent with the United Nations Emergency Force in Gaza on their return Home, (4) His Excellency, Mr. Leonid Brezhnev, President of the Presidium of the Supreme Soviet of U.S.S.R. and (5) the Indian Cricket Team, winner of the 'Rubber' against M. C. C.

3. There were no changes in the personnel of the Corporation during the year except that Shri K. Y. Pavaskar was declared elected by the Small Causes Court *vice* Shri S. S. Mirajkar, disqualified from being a Councillor from 4th July 1961.

STANDING COMMITTEE.

4. Dr. W. S. Matkar was elected Chairman of the Standing Committee at their Meeting, held on the 22nd April 1961. He held that office throughout the year.

5. There was no change in the personnel of the Standing Committee during the year.

6. Shri P. H. Vora was an *ex*—officio member of the Standing Committee from 28th April 1961 by virtue of his election as the Chairman of the Education Committee.

7. Sixty-two regular meetings including adjourned meetings and eighteen Special Meetings including adjourned Special Meetings were held during the year.

8. There were forty nine attendances of the members of the Standing Committee for audit of Municipal accounts and one hundred and thirty for signing of cheques.

IMPROVEMENTS COMMITTEE.

9. Shri R. K. Ganatra was elected Chairman of the Improvements Committee at their Meeting, held on 25th April 1961 and held that office throughout the year.

10. The only change that took place in the personnel of the Improvements Committee was the appointment of Shri Jivraj B. Shah from 19th June 1961 *vice* Shri Alimohamed U. Memon, resigned from 15th June 1961.

11. Twenty-one regular Meetings including adjourned Meetings were held during the year.

EDUCATION COMMITTEE.

12. Shri P. H. Vora was elected Chairman of the Education Committee at their Meeting, held on the 28th April 1961 and he held that Office throughout the year.

13. The changes that took place in the personnel of the Education Committee were the appointments of Shri A. U. Memon as a Councillor Member from 19th June 1961 *vice* Shri Jivraj B. Shah, resigned from 12th May 1961 and Smt. Ushaben H. Mehta as a Non-Councillor Member from 19th June 1961 *vice* Kumari Anasuya M. Nadkarni, resigned from 29th April 1961.

14. Thirteen regular Meetings including adjourned Meetings and eight Special Meetings including adjourned Special Meetings were held during the year.

CORPORATION AND STANDING COMMITTEE OFFICE.

15. (*a*) Shri P. C. Pandya, M.A., LL.B., M.P.A. (U.S.A.), continued to hold the Office of the Municipal Secretary during the year.

(*b*) No circumstance arose in this Department in which it was necessary to invoke the provisions of the Municipal Servants Act, 1890.

(*c*) There was no award of any adjudication during the year 1961-62 so far as this Department is concerned.

LIST OF THE MEMBERS OF THE CORPORATION WHO HELD OFFICE ON 31st MARCH 1962.

SHRI V. B. WORLIKAR, *Mayor.*

DR. W. S. MATKAR, L.C.P.S. (Bom.), *Chairman, Standing Committee.*

SHRI R. K. GANATRA, *Chairman, Improvements Committee.*

SHRI P. H. VORA, M.A., LL.B., *Chairman, Education Committee.*

DR. B. P. DIVGI, M.B., B.S., *Chairman, B. E. S. & T. Committee.*

ADAK, SHRI K. N.
ADVANI, SHRI H. P., B.A. (Hons.), B.Com., LL.B.
ASHAYYA, SHRI B. B.
BABU MIRAN, SHRI
BAGWE, SHRI G. S., B.A., LL.B.
BAKHLE, SHRI D. P.
BANDOOKVALA, SHRI ESHAKBHAI A.
BAPAT, SHRI V. P., B.Sc. (Engg.), A.M.I.E.
BEDI, SHRI M. H.
BELOSAY, SHRI R. L., B.A., LL.B.
BHATIA, SHRI P. D.
BHOGLE, SHRI R. K.
BILPODIWALA, DR. M. C., M.B., B.S.
BOMAN-BEHRAM, SHRI B. K., M.A., LL.B.
BORKAR, SHRI S. K.
CASTELLINO, DR. V. A., M.B., B.S.
CHIMBULKAR, SHRI R. K.
CHOGLE, SHRI H. W.
CHUNAVALA, SHRI MAHOMED HASAN FAZLUDDIN
CORREA, SHRI H. J., B.A., LL.B.
DALAL, SMT. DEVIBEN S., B.Sc.
DAROGA, SHRI J. D., M.Sc. (Lond.), M.I.C.E., M.I.E., M.I. Mech. E.
DAVE, SHRI K. P.
DESAI, SHRI K. G.
DESAI, SHRI K. L.
DESAI, SHRI V. N., B.A.
DHABUVALA, DR. B. M.
DHUME, SHRI B. S., L.E.E.
DIGHE, SHRI B. S.
D'SOUZA, DR. J. LEON, M.B., B.S.
FERNANDES, SHRI GEORGE J.
GANACHARYA, SHRI G. B.
GOAD, SHRI Y. S.
GOMES, SHRI R. J.
GORE, SMT. MRINAL K.
HINGORANI, DR. R. B.
HULE, SHRI G. M.
INDULKAR, SHRI P. M.
JAGTAP, SHRI S. R.
JARIVALA, SHRI A. S., B.A. (Hons.), LL.B.
JOHNSON JACOB, SHRI
JOSHI, SHRI J. K.
KACHVALLA, SHRI T. E., LL.B.
KALGUTKAR, DR. B. D., L.C.P.S., M.B., B.S.
KANDALKAR, SHRI T. G.
KANGUTKAR, SHRI D. T., B.A.
KAVTE, SHRI M. N.
KHANDVANI, SHRI M. A.
KHANOLKAR, SHRI M. S.
KHARAT, SHRI R. G.
KHARE, SHRI C. H.
KURANE, SHRI P. K., B.A.
LAKHANI, DR. J. M., M.B., B.S.
LOKE, SHRI G. S.
MADHAVAN, SHRI M.
MAHADESHWAR, SHRI S. B.
MANDEKAR, SHRI A. M.
MANHSHARAMANI, DR. B. R., L.C.P.S.
MANTRI, SHRI M. D., B.A., LL.B., DIP.L.W.
MEHTA, SHRI N. D.
MEMON, SHRI A. U.
MHATRE, SHRI B. K.
MINOCHEHER-HOMJI, SHRI BOMANSHA HORMASJI.
MIRASHI, SHRI R. G.
MODI, SHRI S. A.
MOHADIKAR, SHRI P. G., B.A. (Hons.), B.ED.
MOHAMED NABI ABDUL HAFIZ KHAN, SHRI.
MORAES, DR. C., M.B., B.S.
MORE, SHRI N. M.
MORE, DR. R. B.
MOTORWALA, SHRI Z. A.
MUNSHI, SHRI M. N.
PANDYA, SMT. LILYBEN A., B.Sc. (Lond.).
PAREKH, SHRI K. M., B.Sc. (Bom.), M.Sc. (M.I.T., U.S.A.).
PARIKH, SHRI D. M., M.A., LL.B.
PARIKH, SHRI M. P.
PATEL, DR. S. C., M.B., B.S.
PATEL, SHRI S. M., M.Sc.
PATIL, DR. B. S.
PATIL, SHRI G. L.
PATIL, SHRI J. M.
PATIL, SHRI R. P.
PATKAR, SHRI S. R.
PAVASKAR, SHRI K. Y.
PENDSE, SHRI G. M.
PHANIBAND, SHRI K. M.
PRATAPSINGH LAKSHMIDAS, SHRI
PUJARI, SHRI L. P.
PUSALKAR, DR. G. D., M.B., B.S.
RANGNEKAR, SMT. AHILYA P., B.Sc.
RAU, DR. S. S., M.D.
RAUT, SHRI L. R.
RAVAL, SHRI V. G.
REDDY, SHRI G. L.
REDDY, SMT. TARA G.
RUKE, SHRI R. G.
SAVANT, SHRI R. D.
SAVE, SHRI R. H.
SAYAD, SHRI M. A.
SETHI, SHRI M. L.
SHAH, SHRI C. N.
SHAH, SHRI JIVRAJ B.
SHAH, SHRI J. V.
SHAH, DR. N. N., L.C.P.S.
SHEIKH, SHRI H. J.
SHETYE, SHRI M. S.
SHIGVAN, SHRI P. D.
SINGH, SHRI D. J.
SINGH, SHRI R. K.
SINGH, SHRI S. R.
SINGHI, SHRI T. H., B.A.
THAKKAR, SHRI K. V., M.Sc.
TORASKAR, PROF. (SMT.) ASHA V., M.A.
TRIPATHI, SHRI R. V., B.A.
TRIVEDI, SHRI H. N.
TRIVEDI, SHRI K. H.
UGRANKAR, DR. S. S., M.B., B.S. (Bom.), M.R.C.P. (Lond.),
UPADHYAYA, SHRI P. U.
UPPUR, SHRI T. K.
VAIRAGI, SHRI M. T.
VANIA, SHRI D. D., B.A., LL.B.
VARDE, SHRI S. S., M.A.
VIRVADIA, SHRI M. V.
WAGH, SHRI S. S.
YADAV, SHRI R. R.
ZUTE, SHRI B. D.

LIST OF THE MEMBERS OF THE STANDING COMMITTEE WHO HELD OFFICE ON 31st MARCH 1962.

DR. W. S. MATKAR, (*Chairman*).
SHRI V. P. BAPAT.
SHRI R. L. BELOSAY.
SHRI B. S. DHUME.
SHRI J. K. JOSHI.
SHRI T. E. KACHWALA.
SHRI R. G. KHARAT.
DR. J. M. LAKHANI.
SHRI M. MADHAVAN.
SHRI D. M. PARIKH.
SHRI M. P. PARIKH.
SHRI S. R. PATKAR.
SHRI D. N. SINGH.
SHRI T. H. SINGHI.
SHRI D. D. VANIA.
SHRI S. S. VARDE.
The Chairman, Education Committee (SHRI P. H. VORA), *Ex-Officio.*

LIST OF THE MEMBERS OF THE IMPROVEMENTS COMMITTEE WHO HELD OFFICE ON 31st MARCH 1962.

SHRI R. K. GANATRA, (*Chairman*).
DR. V. A. CASTELLINO.
SHRI H. W. CHOGLE
SMT. DEVIBEN S. DALAL.
SHRI J. D. DAROGA.
SHRI KHELSHANKAR P. DAVE.
SHRI GULABRAO B. GANACHARYA.
SHRI ANANT M. MANDEKAR.
SHRI R. G. MIRASHI.
SHRI N. M. MORE.
SHRI KANTILAL M. PAREKH.
SHRI SHANKARBHAI M. PATEL.
DR. BHAL S. PATIL.
SHRI R. D. SAVANT.
SHRI SHANKAR S. WAGH.
SHRI JIVRAJ B. SHAH.

LIST OF THE MEMBERS OF THE EDUCATION COMMITTEE WHO HELD OFFICE ON 31st MARCH 1962.

SHRI PRANLAL H. VORA, (*Chairman*).
DR. M. C. BILPODIWALA.
SHRI H. J. CORREA.
*SHRI JYOTINDRA D. DESAI.
DR. J. LEON D'SOUZA.
SHRI D. T. KANGUTKAR.
*SHRI VISHNUKUMAR S. KARDAK.
SHRI M. A. KHANDVANI.
*SMT. TARA P. KHER.
*SMT. USHABEN H. MEHTA.
SHRI A. U. MEMON.
SHRI M. N. MUNSHI.
SMT. LILYBEN A. PANDYA.
SMT. TARA G. REDDY.
SMT. ASHA V. TORASKAR.
SHRI H. N. TRIVEDI.

Shri M. G. Pimputkar, I.C.S., held the post of the Municipal Commissioner from 1st April 1961 to 27th February 1962 except for the period from 28th October 1961 to 27th February 1962 when he was on leave. Shri S. M. Y. Sastry, M.A., B.L., Deputy Municipal Commissioner (Improvements) was appointed as Acting Municipal Commissioner *vice* Shri M. G. Pimputkar on leave from 28th October 1961 to 27th February 1962.

Shri M. G. Pimputkar was transferred to Government from 28th February 1962 and Dr. A. U. Shaikh, M.A., Ph.D. I.A.S., was appointed as Municipal Commissioner from 28th February 1962 and he continued to hold the post till the end of the year.

Shri S. M. Y. Sastry, M.A., B.L., held the post of the Deputy Municipal Commissioner (Improvements) throughout the year except for the periods from 15th May 1961 to 4th June 1961, 7th June 1961 to 18th June 1961 and 26th March 1962 to 31st March 1962 when he was on leave and also from 28th October 1961 to 27th February 1962 when he was appointed as Acting Municipal Commissioner.

Shri N. S. Shirdokar, B.A. (Hons.), Assessor and Collector was appointed as Acting Deputy Municipal Commissioner (Improvements) for the periods from 1st December 1961 to 27th February 1962 and 26th March 1962 to 31st March 1962 *vice* Shri S. M. Y. Sastry on leave.

The post of the Deputy Municipal Commissioner (General) continued to be vacant during the year.

Shri V. V. Joshi, M.A. (Oxon), held the post of the Deputy Municipal Commissioner (Labour) throughout the year.

Shri B. C. Cariapa, I.A.S., held the post of the Deputy Municipal Commissioner (Suburbs) throughout the year except for the periods from 18th April 1961 to 6th May 1961 and 24th October 1961 to 13th January 1962 when he was on leave.

Shri S. G. Redkar, B.Sc., LL.B., Assistant Municipal Commissioner looked after the work of Shri B. C. Cariapa from 18th April 1961 to 6th May 1961 and from 24th October 1961 to 30th November 1961 while he acted as Deputy Municipal Commissioner (Suburbs) from 1st December 1961 to 13th January 1962.

Shri S. G. Redkar, B.Sc., LL.B., held the post of the Assistant Municipal Commissioner throughout the year except for the period from 1st December 1961 to 13th January 1962 when he was appointed as Acting Deputy Municipal Commissioner (Suburbs) *vice* Shri B. C. Cariapa on leave.

---

* Non-Councillor Member.

II.—HEADS OF DEPARTMENTS.

Shri S. V. Desai, B.E. (Civil), M.I.E., A.M.I.C.E., D.I.C., held the post of the City Engineer during the year except for the period from 16th October 1961 to 15th November 1961 when he was on leave. During this period Shri D. S. Thakur, B.E. (Civil), A.M.I. (Struct).E., acted as City Engineer.

Shri N. S. Shirodkar, B.A. (Hons.) held the post of the Assessor and Collector throughout the year except for the periods from 1st December 1961 to 27th February 1962 and from 26th March 1962 to 31st March 1962 during which periods he was appointed as acting Dy. Municipal Commissioner (Improvements). During these periods Shri A. S. Tipnis was in charge of the Department.

Shri M. Shah, held the post of Acting Chief Officer, Fire Brigade till 31st August 1961. Shri S. G. Vengsarkar, B.A., M.I.Fire E. took over the charge as Honorary Chief Officer, Fire Brigade, on 1st September 1961 and continued to hold the post during the remaining period of the year.

Smt. Kapila T. Khandwala, B.A., B.T. (Bom.) M.A. (U.S.A.), continued to hold the office of the Education Officer till 21st August 1961 on which day she retired after office hours and Smt. Madhuri R. Shah, B.A. (Hons.), M.Ed., Ph.D. (Bom.), Ph.D. (Lond.), Reserach Officer, was appointed as Education Officer from 22nd August 1961 and she remained in charge of the Department during the remaining part of the year.

Dr. V. S. Shevde, M.B.B.S., Assistant Medical Officer, continued to look after the work of the Superintendent, Lokmanya Tilak Municipal General Hospital till 22nd October 1961.

Dr. (Smt.) A. S. Punde, M.D. (Bom.), Medical Officer Incharge of Bhabha Hospital Bandra, was appointed as Acting Superintendent of the Hospital from 23rd October 1961 and continued to hold the post during the remaining period of the year.

Shri N. V. Naik, G.D.A., held the post of Administrative Officer (Enquiries) upto 17th September 1961. Shri G. W. Shiveshwarkar, Superintendent of Police, whose services were loaned to Bombay Municipal Corporation by the Government of Maharashtra was appointed as Officer on Special Duty by holding in abeyance the post of Administrative Officer (Enquiries) from 18th September 1961 and he continued to hold the post during the remaining period of the year.

Shri D. R. Bhise, B.E. (Civil), A.M.I.E. (India) held the post of the Executive Engineer, Vaitarna-*cum*-Tansa and Master Plan upto 31st May 1961. Shri L. G. Dhayagude, B.E. (Civil), A.M.I.E. (India), looked after the duties of Executive Engineer from 1st June 1961 to 19th November 1961. He was appointed as Executive Engineer, Vaitarna-*cum*-Tansa and Master Plan from 20th November 1961 and continued to hold the post till the end of the year.

Shri F. D'Souza, B.E., held the post of the Controller of Stores except for the period from 18th September 1961 to 17th October 1961 when he was on levae. Shri D. S. Nagarkatti, Deputy Controller of Stores (General) looked after the work of Controller of Stores during that period.

Smt. F. A. Irani, B.A. (Hons.), LL.B., D.S.S.A. held the post of Labour Officer during the year except for the period from 11th December 1961 to 31st March 1962, when she was on leave.Shri A. A. Lasani, B.A., LL.B., Dip.S.S.A. (TISS) acted as Labour Officer during that period.

Smt. Madhuri R. Shah, B.A. (Hons.), M.Ed., Ph.D. (Bom.), Ph.D. (Lond.), held the post of Reserach Officer upto 21st August 1961. From 22nd August 1961 she was appointed as Education Officer. Smt. V. M. Nadkarni, B.A., B.T., D.L. (Bom.) M.Sc. (Education) (California) looked after the work of Reserach Officer till 25thFebruary 1962 and acted as Reserach Officer from 26th February 1962 till the end of the year.

Shri V. G. Sabnis, B.E., held the post of Election and Town Duty Officer during the year except for the period from 2nd May 1961 to 29th July 1961 when he was on leave. Shri G. L. Pendse, Chief Supervising Inspector, looked after the duties of the Election and Town Duty Officer during that period.

Shri S. V. Apte, held the post of Manager, Municipal Printing Press during the year except for the period from 23rd May 1961 to 8th July 1961 during which period Shri Narsinga Rao, Senior Deputy Manager, officiated.

Dr. S. C. Upadhyaya held the post of Curator, Victoria and Albert Museum, during the year except for the period from 8th October 1961 to 17th November 1961 when he was on leave. During this period Shri V. G. Phatak, B.A., L.S.G.D., Museum Assistant (Clerk) looked after the duties of the post.

Shri K. F. Golwalla, continued as Manager of the Mahatma Gandhi Memorial Olympic Swimming Pool upto 17th December 1961 when he retired, except for the period from 24th July 1961 to 3rd September 1961, when the Head Clerk of the Department was entrusted with the additional duties of the Manager. Shri J. V. Nadkarni, M.A., LL.B., was appointed full time Manager from 17th December 1961 and continued to hold the post during remaining period of the year.

The following Officers continued in their respective appointments throughout the year :—

Dr. S. V. Joglekar, M.S., F.C.P.S., as Dean, K. E. M. Hospital and G. S. Medical College.

Dr. L. Monteiro, M.D., as Dean, Topiwala National Medical College and B. Y. L. Nair Charitable Hospital.

Dr. R. B. Fondekar, M.B., B.S., B.Hy., as Executive Health Officer.

Shri R. V. Abreu, B.Sc., B.E. (Civil), M.I.E. (India), as Hydraulic Engineer.

Shri N. V. Naik, G.D.A., as Chief Accountant.

Dr. S. A. Shah, M.B., B.S., D.M.R.E., D.P.H., T.D.D., Assistant Medical Officer looked after the duties of the Medical Superintendent, G. T. B. Hospitals.

Shri A. M. Desai, M.A., LL.B., as Solicitor to Corporation.

Shri S. M. Postwala, B.E., A.M.Inst., C.E. (London), A.M.I.E. (India), as Executive Engineer (Estates and Land Management).

Dr. V. Perian, G.B.V.C., as Superintendent of Markets.

Shri N. A. Mistri, M.A., D.J.Dip.S.W., as Public Relations Officer.

Shri G. S. Hegde, B.Ag., as Superintendent of Gardens.

Shri C. K. Patel, M.A., LL.B., as Superintendent of Licences.

Smt. L. Ugrankar, looked after the work of the Civic Journal Department.

Shri N. J. Alvares, M.A., LL.B., as Chief Inspector, Shops and Establishments.

Dr. H. D. Merchant, M.D., F.I.C.D., as Acting Dean, Nair Hospital Dental College.

Shri K. U. Mehta, B.A. (Hons.), as Organisation and Methods Officer.

Shri S. W. Apte, M.A., Dip. Lib., as Chief Librarian.

Shri R. V. Damania, B.Com., G.D.A., F.S.A.A., as Municipal Chief Auditor.

FINANCIAL

(000 *Omitted*)

Estimates and Actuals of Income and Expenditure.

According to the Budget Estimates the normal Income, Expenditure and Surplus for the year were estimated at Rs. 14,80,20, Rs. 14,19,43 and Rs.60,77 respectively. However the actual income realised was Rs. 15,32,92 (including transfer of Rs. 5,00 from B.E.S. & T. Fund) and the expenditure incurred was Rs. 14,89,49 resulting in a surplus of Rs. 43,43 at the end of the year.

The actual income during the year *viz.*, Rs. 15,32,92 (inclusive of Rs.5,00 transferred from B.E.S. & T. Fund) shows an increase of Rs. 1,09,49 with that of the previous year *viz.*, Rs. 14,23,43 (inclusive of transfers from B.E.S. &T. Fund).There are increases amounting to Rs. 1,38,58 in the aggregate counterbalanced by decreases amounting to Rs. 29,09.The main increases were under General Tax Rs. 1,21, under Town Duties, Rs. 11,16, Grant-in-Aid in respect of fines for offences against the Law, Rs.5,91, Interest and Profit on investment of Surplus Loan and other balances, Rs. 5,48, Miscellaneous, Rs. 3,37 Receipts on account of Municipal Journal, Rs. 1 Receipts on account of proportionate cost of collection of Education Cess Rs. 1,24, WaterWorks, Rs.16,48, Museums and Libraries Rs. 4, Public Health, Rs. 2,99, Medical Relief etc., Rs. 43, Fire Brigade Rs. 79, Licensing etc., Rs. 11,05, Gardens and Open Spaces, Rs. 21, Markets and Slaughter Houses, Rs. 12, Contribution from Capital Funds Rs. 3,31 and Receipts from Government on account of U. I. P. Tax Rs. 74,78. The main decreases being under Grant-in-Aid of the fees for Land, Conveyance, Music, etc., Licenses Rs. 18, Interest on Plant and Machinery Depreciation Fund Rs. 4 Receipts from M. G.M.O. Swimming Pool Rs. 19, Street Cleansing and Conservancy Rs. 5,12, Roads, S. W. Drains etc,, Rs. 4,96, Mechanical Rs. 43, Buildings, Land Acquisition etc., Rs. 3,53, Extraordinary receipts Rs. 10, Rebate from Government on account of collection of U. I. P. Tax Rs.21 and transfers from B.E.S. & T. Fund Rs. 14,33.

The actual expenditure for the year *viz.*, Rs. 14,89,49 shows an increase of Rs. 2,01,23 over that of the previous year *viz.*, Rs. 12,88,26.

Details of Expenditure.

There were increases in expenditure under certain heads, gross increases for the year being Rs. 2,29,95 counterbalanced by decreases of Rs. 28,72. The main increases were under Water Works, Rs.1,05,45 Museums Rs. 1,06 Public Health, Rs. 1,61 Roads, S. W. Drains, Rs. 7,58 Fire Brigade, Rs. 1,60 Market, Rs. 9,00 Contribution to Budget 'E' Rs. 54,56 Contribution to Budget F Rs. 3,77 Contribution to Budget B Rs. 7,40 and Contribution to Budget D Rs. 8,01 Contribution to Fines Fund Rs. 40 and Contribution to Pension Fund Rs. 29,51.

The main decreases were under General Supervision Rs. 13,82, Medical Relief and Eduction, Rs. 3,63 Street Cleansing and Conveservancy, Rs.5,99; Mechanical Rs.57, Buildings and Land Acquisition Rs. 2,75, Licensing Rs. 49, and Gardens and Open Spaces Rs. 1,47.

Incidence of Taxation.

The incidence of taxation per head for the year was Rs. 44,57 as against Rs.43,93 for the preceding year.

Surplus Cash Balance

The net unhypothecated surplus cash balance on 31st March 1962 (including the minimum required by law) was Rs. 2,29,49 against Rs. 2,02,01 on 31st March 1960.

Stores in hand.

The balance of stock including surplus as on 31st March 1962 was valued at Rs. 4,00,91 against Rs. 3,95,76 at the close of 1960-61 showing an increase of Rs. 5,15.

Expenditure Grants.

The total amount of grants (including Renewed and Additional grants) was Rs. 18,60,52 while the expenditure amounted to Rs. 14,89,49 leaving an unexpended balance of Rs. 3,71,03. Out of this, grants aggregating Rs. 2,25,39 are being renewed for expenditure in 1962-63 while Rs. 1,45,64 are treated as savings.

Additional grants sanctioned during the year aggregated to Rs. 2,81,66 as against Rs. 1,23,93 in 1960-61.

Loan Works Expenditure.

The expenditure on Capital Works during the year amounted to Rs. 2,93,44 against Rs. 7,35,98 provided for in the Revised Estimates under this head.

Loan floated during the year.

During the year loan amounting to Rs. 2,80,00 was raised *viz.*, Rs. 55,00 from the public at 4¼ percent. with 12 years currency, Rs.2,25,00 internally at 4¼ per cent. with currency of 25 years and Rs. 13,78 were taken from special funds to finance the expenditure on Plant and Machinery.

Loan Liabilities.

Reduction of Debt during the year amounted to Rs. 66,48 . The loan liabilitities of the Corporation at the close of the year stood at Rs. 47,42,15. The total Sinking Fund required upto 31st March 1962 was Rs. 13,31,57 but the actual value was Rs. 13,33,88 as under :—

		Rs.
Public Securities of the market value of	...	13,25,92
Interest accrued on the above securities upto 31st March 1962	...	7,96
		13,33,88

A comparison of the net revenue and net expenditure for 1960-61 and1961-62 is made below in accordance with the Standing Committee Resolution No.12212,dated the 3rd February 1892 :—

Particulars.		1960-61	1961-62
Net Revenue after deducting refunds, drawbacks and charges in respect of assessment and collection and granting of refunds—		Rs.	Rs.
General Tax	...	5,21,34,682	5,24,34,769
Town Duties	...	1,18,22,132	1,29,79,081
Music etc., Licences	...	28,524	10,887
Returns from Property and Miscellaneous	...	56,84,960	74,51,346
Water Works	...	65,06,989	*Dr.* 24,29,075
Street Cleansing and Conservancy, Road Watering and Halalkhore Service	...	*Dr.*1,30,46,709	*Dr.*1,29,40,487
Wheel Tax and Tools	...	57,32,651	50,16,705
Fire Tax	...	2,01,287	1,20,261
Markets and Slaughter Houses	...	34,60,670	25,70,200
Licensing and Removal of Encroachments etc., and Theatre Tax	...	25,36,484	36,89,945
Contribution from Capital Funds to Revenue on account of Loan Works Staff	...	8,51,840	11,82,606
Extra-ordinary Receipts—			
Interest on Net Premia Fund and Excess on Sinking Fund	...	1,79,126	1,69,396
Rebate from Government on account of collection of U.I.P. Tax in the City	...	2,49,972	2,28,645
Transfers from the B.E.S. & T. Fund under Section 469KK(2)(*e*) and LL (1)(*d*) of the Bombay Municipal Corporation Act	...	19,33,325	5,00,000
Receipts from Government on account of U.I.P. Tax	...		74,78,063
		7,82,75,897	7,84,62,342
Net expenditure after deducting receipts—			
General Superintendence	...	29,14,165	25,11,300
Education (Primary)	...	1,22,45,468	1,77,01,800
Museums and Libraries	...	2,02,672	3,04,567
Public Health	...	50,57,047	50,74,163
Medical Relief and Education	...	2,17,71,904	2,13,31,327
Roads, S. W. Drains (including Public Lighting)	...	98,35,654	1,03,92,175
Mechanical	...	4,28,561	4,14,374
Buildings, Land Acquisition & Management	...	19,56,652	20,30,289
Gardens and Open Spaces	...	14,94,927	13,57,686
Miscellaneous	...	18,82,042	11,22,404
Contribution towards Improvement Scheme	...	47,27,647	54,67,393
Contribution to Budget 'D'	...	14,65,941	22,66,819
Contribution to Budget 'F'	...	6,89,854	10,67,008
Contribution to Fines Fund	...	86,886	1,26,791
Contribution to Pension Fund	...		29,51,148
		6,47,59,420	7,41,19,244
Surplus or Deficit	...	1,35,16,477	43,43,098
Total	...	7,82,75,897	7,84,62,342

IMPROVEMENT SCHEMES

General Account

(000 *Omitted*)

Estimates and Actuals of Income and Expenditure.

According to the Budget Estiamtes B the Income, Expenditure and Deficit for the year were estimated at Rs. 1,37,88, Rs. 1,43,81 and Rs.5.93 respectively. On the closing of the accounts, the position of the Income was Rs. 1,42,14. Expenditure Rs. 1,34,84 resulting in a Surplus of Rs. 7,30.

Variation in Income.

The actual Income for the year *viz.*, Rs. 1,42,14 shows a net increase of Rs.9,63 over that of the preceding year *viz.*, Rs. 1,32,51. This is made up of Rs. 26 under Rent and other proceeds of properties ;Rs.7,40 under Contribution from Municipal Corporation ; Rs. 2 under Grants-in-Aid from Government ; Rs. 1,82 under interest and profit on investments ; and Rs. 13 under Miscellaneous Receipts.

Details of Expenditure

The Actual expenditure for the year *viz.*, Rs. 1,34,84 shows an increase of Rs.2,31 on that of previous year *viz.*, Rs. 1,32,53. This is due to increase of Rs. 4,55 under Debt Charges counterbalanced by decrease of Rs. 2,24 under Maintenance of Poperties and Streets.

Capital Account.

Expendture on Schemes, Loan Floated during the year.

The expenditure on Capital Works during the year amounted to Rs. 77,86. A loan of Rs. 50,00 was raised during the year. Reduction or Debt during the year amounted to Rs. 38,73. The Liabilities of the Improvement Schemes at the close of the year stood at Rs.15,32,58. The total Sinking Fund required upto 31st March 1962 was Rs. 6,02,39 but actual value was Rs. 6,95,80 as under :—

		Rs.
Public Securities of the market value of	...	6,93,25
Interest accrued on the abvve securities upto 31st March 1962	...	2,55
Total	...	6,95,80

Capital Account Slum Clearance (City).

The opening balance on 1st April 1961 was Rs 10,75. A Loan of Rs. 50,00 was raised for meeting the expenditure on Slum Clearane Schemes in the City. In addition to this a loan of Rs. 5,98 was received from Government and a sum of Rs.6,32 was received as subsidy. The total receipts thus available for expenditure amounted to Rs. 73,07 including Rs. 2 by way of Sale proceeds against which the expenditure incurred during the year including the amount required for meeting the deficit in the General Account amounted to Rs. 37,59 leaving a balance of Rs. 35,48 in the Capital Account—Improvement Schemes Slum Clearance for the City.

Capital Account Slum Clearance (Suburbs)

The Opening Balance on 1st April 1961 was Rs. 19,34. A Loan of Rs. 9,45 was raised from Government. In addition a sum of Rs. 13,59 was received as subsidy from Government. Thus the total funds availble for expenditure amounted to Rs. 42,37 against which the expenditure incurred amounted to Rs. 17,07 leaving an unspent balance of Rs. 36,66 which includes Rs. 11,36 as revenue surplus transferred to Capital Account.

Education Fund.

The Income for the year was Rs. 3,15,04 made up of Rs. 2,13,03 being contribution from Budget 'A', 'D' and 'F' and Rs. 48,27 being Grant-in-Aid from Government for Primary Eduation for Geater Bombay and Rs. 53,74 on account of Education Cess and Miscellaneous receipts. The expenditure was Rs. 2,83,69.

IV.—ASSESSMENT AND COLLECTION.

Taxation, Demand, Collection and Outstandings.

The rates of taxation continued to be the same as in the preceding year, *viz.*, General Tax (including Fire Tax) at 19.75 per cent. Water Tax at 4.50 per cent., Halalkhore Tax at 3.50 per cent. and Education Cess at a graduated scale as under subject to the condition that the Education Cess is leviable on the aggregate rateable value of all buildings and lands owned by one person in the same locality.

Rateable value.		*Rate.*
Re. 1 to Rs. 74	...	*Nil.*
Rs. 75 to Rs. 299	...	1 per cent.
Rs. 300 and above	...	1½ per cent.

The total number of properties on the Assessment Book during the year was 57,385 of which 54,106 properties were assessed to General Tax and 2,153private properties and 1,126 municipal properties were exempted from General Tax. The number of single room tenements, double room tenements and flats was 2,83,035, 86,637 and 71,231 respectively, against 2,82,858, 85,278 and 70,355 in the preceding year.

The rateable value of all properties on the 31st March, 1962 was Rs. 31,62,89,043 against Rs. 30,60,45,289 and Rs. 28,92,71,848 in the previous two years. This gives a rate of Rs. 114.22 per head of population against 110.52 in the preceding year.

The total number of vehcles and animals taxed during the year (including those taxed under the Public Conveyance Act of 1920) was 57,893.

The total number of bills for property taxes and wheel tax issued during the year was 1,19,778 and 2,06,819 respectively. The number of bills for water charges by meter measurement issued by the Hydraulic Engineer was 41,096. The amounts collected against the total demands of Rs. 1,477.25 lacs and Rs. 132.07 lacs for property taxes and wheel tax, respectively, were Rs. 1,130.15 lacs and Rs. 52.75 lacs which work out to 76.50 and 39.94 per cent. of the respective demands. The percentage of total recovery to the total net demand works out to 73.51. The total amount outstanding at the end of the year was Rs. 426.42 lacs, the details of which are shown in the body of the report under the head " Break-up of Outstandings ".

The total amount of exemption from General Tax allowed in respect of different properties during the year was Rs. 49.45 lacs against Rs. 42.15 lacs during the preceding year. The increase was due to assessment of new properties.

Seven claims for drawback were received during the year under reference, out of which one claim involving an amount of Rs. 880.26 was admitted.

As for refund, 3,195 claims were received during the year against 3,899 received in the previous year.Of these, only 2,655 amounting in the aggregate to Rs. 12,60,565.54 were admitted.

Total number of complaints against the rateable values registered during the year was 4,655 out of which 3,722 were disposed of.There were 60 appeals against the rateable values.

TOWN DUTIES

During the year, the rates of Town Duties continued to be the same as for the previous year. Proposals made for revising the Town Duty Schedule and necessary amendments to the Bombay Municipal Corporation Act, were under the consideration of the Corporation. The gross collections from Town Duties amounted to Rs. 157.98 lacs as against Rs 145.49 lacs in the preceding year. There was an increase in the net receipts by Rs. 7.27 lacs from Grains, Sugar, Tea, Tinned provision etc. while net receipts from Wines and Spirits and Dates (dry and wet) showed a small decrease. The amount refunded on exports, etc., during the year under review was Rs. 20.13 lacs as against Rs. 14.84 lacs in the previous year. Town Duties gave a net revenue of about Rs 137.43 lacs against Rs. 130.64 lacs and Rs. 112.06 lacs in the previous two years 1960-61 and 1959-60 respectively. The total number of claims for refund was 18,746 as against 14,718 in the preceding year. The number of claims for refund during the year was more by 4,028 than in the previous year and the amount of refund was more by about Rs. 5.29 lacs.

Fees for stamping sugar bags, tea cases, etc., amounted to Rs. 0.97 lac as against Rs. 0.79 lac in the previous year.

Town Duties collected at Mulund and Dahisar barriers etc., in respect of articles coming by roads and by air, and in the Head Office amounted to Rs. 49.84 lacs as against Rs. 38.05 lacs and Rs. 26.20 lacs in the preceding two years, showing an increase of Rs. 11.79 lacs over the previous year.

ELECTIONS.

In accordance with the provisions of Section 21B of the Bombay Municipal Corporation Act, a supplementary Election Roll containing 522 names was published on 20th December 1961 when the total number of voters on the Municipal Election Roll was 18,64,001. In response to a notice published in the local newspapers inviting applications for enrolment, 213 applications were received, out of which 60 were rejected and 57 were found identical with names already on the roll.

Out of the five petitions filed in the Small Causes Court in respect of the General Elections 1961, in respect of Wards No. 17 (Kamathipura), 18 (Nagpada), 20 (Byculla West), 29 (Love Grove), and Ward No. 37 (Andheri Vile-Parle South) challenging the validity of the Election for one reason or the other, one petition for Ward No. 18 (Nagpada) was allowed to be withdrawn. In the Petition for Ward No. 29 (Love Grove) Shri S. S. Mirajkar the elected candiadate was declared by the Chief Judge, Small Causes Court as disqualified and the first defeated candidate Shri K. Y. Pawaskar was declared elected in his place. The petitions in respect of Wards Nos. 17 (Kamathipura) 20 (Byculla West) and 37 (Andheri Vile-Parle South) were dismissed with costs.

As Shri R. K. Bhogale, a Municipal Councillor for Ward No. 30 (Lower Parel) was considered disqualified as per provisions of Section 17 of the Bombay Municipal Corporation Act, an application under Section 18 of the Act was filed before the Chief Judge Small Causes Court, Bombay as per Corporation Resolution No. 695 of 20-11-1961.

I.—VAITARNA-CUM-TANSA SCHEME.

A brief description of the works carried out under Vaitarna-*cum*-Tansa Scheme is given in Chapter I.

(*i*) **Works at Vaitarna.**—The Standing Committee under their Resolution No. 3224 of 27-12-1960 accorded sanction to a contract being entered into with Messrs. P. C. Banerjee and Co., for constructing a road between Tembha and Bel Nalla and improving the one between Bel Nalla and Tansa, at a total cost of Rs. 12,72,750. The work was in progress.

(*ii*) **120″ dia. pipe line and tunnel at Bel Nalla.**—In September 1961, it was observed that water was coming out on a patch of ground between the branch tunnels and on investigation it was found that the leak originated from the tunnel leading to 120″ dia. pipe line. A Committee headed by Shri Champhekar, Retired Chief Engineer Government of Maharahstra, was appointed to investigate into the matter and suggest the best method of carrying out repairs. The report of the Committee was awaited. Further action based on their report will be taken after necessary sanctions are obtained.

(*iii*) **Land Acquisition.**—During the year, awards to the extent of Rs.11,58,410.22 in respect of 561 holdings, acquired were declared by Government Officers. Correspondence for de-forestation of forest lands and transfer of Government lands was in progress with the Forest and Revenue Departments.

Compensation in respect of 166 holdings, acquired for the work of laying the 96″ dia. pipe line amounting to Rs. 12,840.91 was also declared during the year.

II.—IMPROVING THE DISTRIBUTION SYSTEM IN THE CITY.

Providing Catholic Protection to the portion of 57″>48″ dia. inlet mains to the Bhandarwada Hill Reservoir between Dharavi Anchor Block and factory of Messrs. Estrella Batteries.

During the year two insulated flange rings were provided and chambers for the same were constructed. Further work was held up for want of electric supply from B. E. S. & T. due to shortage of cables.

III.—MASTER PLAN FOR THE DISTRIBUTION OF WATER SUPPLY.

During the year under report the following works were completed :—

(*a*) **Worli Hill Reservoir.**—The reservoir has been put into commission in October 1961. All other works in connection with the reservoir like Control Room, outlet mains, Chlorination House and Compound Wall, etc., have been completed during the year. A tender for residual work was being finalised.

(*b*) **Rawli Hill Reservoir.**—The work of cutting and levelling has been completed during the year and the work of inlet and outlet mains is in progress.

(*c*) **Golanji Hill Reservoir.**—The work of cutting and levelling the hill was nearing completion at the end of the year.

(*d*) **Pali Hill Reservoir.**—Though the plot for the proposed reservoir has been acquired and trial bores were completed, no further work was taken in hand during the year, as no priority was given for this work.

(*e*) **Powai Hill Reservoir.**—The work of inlet and outlet mains has been completed during the year and construction work of main reservoir, which has been taken in hand during the year is likely to be completed in October 1964.

(*f*) **Trombay Hill Reservoir.**—In connection with this reservoir, which is being built on priority basis, two works, *viz.* (1) Hill cutting and levelling and (2) laying inlet-outlet mains were in progress. Trial bores to determine the nature of underground strata below the formation level were also taken during the year.

(*g*) **Ghatkopar Hill Reservoir.**—During the year, the work of cutting the hill to the required formation was taken in hand . Trial bores to determine the nature of the underground strata were also taken.

(*h*) **Veravali Hill Reservoir.**—The work of laying inlet and outlet mains was taken in hand and the work to the extent of about 18 per cent. was copleted by the end of the year.

(*i*) **Bhandup Hill Reservoir.**—The site for the reservoir is still to be finalised and investigations and surveys for finding out alternative site were in progress during the year.

(*j*) **Purchase of steel plates, etc.**—Steel plates and reinforcement bars required for the work were purchased in advance in view of their scarcity. Similarly, Level Recorders, required for all the reservoirs were also purchased.

(*k*) **Fabrication of steel pipes and specials.**—The work of fabricating and supplying steel pipes for the 1st Stage was completed and work on 2nd Stage was in progress.

(*l*) **Modifications of the Master Plan.**—The original Master Plan sanctioned under Corporation Resolution No. 1530 of 14th March 1956 has been revised to Rs. 1,283.22 Lakhs and is awaiting approval of the Works Committee and the Corporation.

(*m*) **Filtration of Water Supply.**—(*i*) The scope of the work was restricted to research in the Laboratory and on small scale field models.

During the year under review, construction of pilot plant was underatken.

(*ii*) The micro-strainer plant which was running in one shift only last year was now run round the clock.

(*iii*) **Other Pilot Filter Plants.**—Pilot units of slow and semi-rapid sand filters were completed and put in commission. Other pilot units for Vehar and Tansa waters were being provided at Powai under the same programme.

(*iv*) **Other Departmental Works.**—The Departmental organization under the Filtration Unit carried out works to the extent of Rs. 45,000 departmentally during the year under review. Works such as construction of staff quarters and cement godown costing about Rs. 70,340 were in hand.

(*n*) **Renovation of Duct between Tansa and Ghatkopar.**—(*i*) Messrs Structural Engineering Works, Ltd., to whom the work of laying 72" dia. R.C.C.pipe line between Tansa and Ghatkopar in replacement of the existing masnory duct was awarded, have started manufacturing pipes since October 1961. It is anticipatd that they will start laying of pipes from October 1962.

(*ii*) During the year departmental works such as construction of Offices, Staff Quarters, etc., were carried out to the extent of Rs. 90,638.

(*o*) **Land Acquisition.**—During the year possession of the sites for (*i*) Golanji Hill, (*ii*) Pali Hill, (*iii*) Veravali Hill (Low Level), (*iv*) Trombay Hill and (*v*) Rawali Hill, was taken over by the Municipality from the Government Land Acquiring Officers.

As regards the sites for Veravali Hill (High Level), private lands were proposed for acquisition and negotiations for the transfer of the required areas of Milk Scheme land were in progress by the end of the year. Acquisition proceedings in connection with the reservoir at Bhandup were in progress.

IV.—STUDIES IN CONNECTION WITH FUTURE AUGMENTATION SCHEMES.

The gauging work at Kalu and Dahisar Rivers was continued on the lines of the previous year.

V.—DAHISAR PROJECT.

The Standing Committee under their Resolution No. 3257, dated the 25th January 1961 accorded sanction for the preliminary works in connection with the water supply to the newly merged areas in the Western Suburbs at a total cost of Rs. 6,77,820. During the year, the following works were taken in hand :—

(*i*) 6" dia. water connection was provided through the masonry of Tulsi Dam.

(*ii*) **Survey for diversion of road.**—Alignment admeasuring 4 miles was completed and detailed cross-sections were taken.

(*iii*) Two sites near National Park, Borivali, known as Khanderao Talpade Hill and another near the dam-site were surveyed for service reservoir and filtration plants.

(*iv*) Detailed levels for contours at 20' distance along 18 lines each admeasuring about 2,000' were taken and contours were being plotted for downstream protection works and intake arrangements.

(*v*) A contour survey for the diversion weir and catch water channel for the proposed site was carried out.

(*vi*) **Land Acquisition.**—An area of about 300 sq. acres was tentatively demarcated at site and negotiations with Government were in progress for the release of this land. Detailed surveys for 2 alternative camp sites were carried out and mapped.

(*vii*) **Taking trial bores for investigations of foundations.**—During the year, 17 bores were drilled along the proposed dam alignment ranging from 30' to 100' deep. The results indicated that the rock was not available at a reasonable depth. A fresh alignment, about 600 ft. upstream was selected and trial bores on the new alignment were in progress. The Geophysical explorations of the dam alignment was also undertaken by electrical resistivity method.

VI.—MISCELLANEOUS WORKS.

(*i*) Enlarging the 72" dia. Tansa West Main to 96" dia. and replacing the 72" dia. Tansa East Main between Kasheli Anchor Block Balcum by a new one.

During the year, the follvwing works were carried out under this item :—

(*a*) The work of cutting and removing the old pipes and laying new ones in their places was completed to the extent of 83.65 per cent.

(*b*) Departmental works were completed to the extent of 61 per cent.

(*ii*) Replacement of 72" dia. East and West Tansa Mains by one 96" dia. new main between Kasheli Anchor Block and Gundavali.

The Corporation under their Resolution No. 1397, dated the 11th January 1960, approved an estimate amounting to Rs. 48,87,000 for this work. Though this work was originally proposed to be taken in hand immediately after the work detailed in (1)(*a*) above is completed, it is now decided to defer this work for the time being in order to maintain the City's water supply to the present level. Instead a new 96" dia. steel pipe for a length of abot 4 Miles between Tarali and Kasheli Anchor Block will be laid, which will carry water from the existing 72" dia. mains. When this is done, the deferred work will be taken in hand.

(*iii*) Arrangements for diverting Vaitarna and Tansa waters into Vehar Lake at Bhandup.

The main work of connecting the 72" dia. East Main was already done and that of connecting 96" dia. main was done during the year, leaving the connection to be made on the West Main, which will be done whenever the trunk main is isolated for some other work in this area.

(*iv*) Replacing a portion of 72" dia. main at Bhandup.

The work of replacing about 1,300 R. ft. of 72" dia. East main which was started last year, has been completed during the year under review.

CITY ENGINEER'S DEPARTMENT (CITY)

I.—PLANNING BRANCH

I.—(A) Planning (Architectural).

The Architectural Planning Branch prepared in all 554 plans 17 Block estimates and 51 detailed estimates costing about Rs. 1,09,74,525.00 and Rs. 2,15,69,855.00 respectively for layouts and buildings for Hospitals, Schools, Markets, etc.

(*i*) *Schools.*—Plans and Estimates for 8 New School Buildings and also for additions and alterations in respect of 4 School Buildings were prepared, total estimated cost being Rs. 1,06,10,908.00.

(*ii*) *Medical Relief.*—Plans and estimates amounting to Rs. 32,36,166.00 were prepared for the construction of buildings for Hospitals, Maternity Homes, etc., and also for extensions of the existing ones.

(*iii*) *Markets.*—Plans and estimates amounting to Rs. 5,88,935 for the proposed Fish Section at Elphinstone Road Market and additions and alterations to Peddar Market and Garamkhada Market Lalbaug were prepared.

(*iv*) *Cemeteries.*—Plans and estimates for additions and alterations to the cemeteries at Sion, Bhoiwada and Shivaji Park of estimates of Rs. 3,91,936.00 were prepared.

(*v*) *Miscellaneous works.*—Plans and estimates for new structures and alterations to several existing Municipal structures and Public Sanitary Conveniences were prepared.

I.—(B) Planning (General).

The Planning Branch for Civil and General works prepared in all 4,537 plans and new estimates costing about Rs. 73,58,289.00.

92 Estimates for works proposed last year were also revised.

(*i*) *Roads.*—Plans and estimates for 6 projects of construction of new roads and widening of existing Roads worth about Rs. 16,29,617 were prepared.

(*ii*) *Storm Water Drains and Sewers.*—Several schemes were prepared for storm water and sewer drains important amongst them are those of outfall at Joglekarwadi, double-barrelled outfall at Timberpond and replacing ovoid sewer by pipe sewer below 'S' Bridge Byculla.

I.—(C) Special Technical Unit.

3. The officer working in the post continued to guide the staff, pay surprise visits to various works under progress and also investigated complaints received.

During the year he was also associated with the programme of removal of unauthorised hutments in the City and arranging for alternate accommodation to persons dishoused as a result of house collapses or puilling down of the dangerous buildings.

I.—(D) Slum Clearance.

4. (*i*) The preliminary survey of 4 additional slum areas in Suburbs and Extended Suburbs was carried out during the year.

(*ii*) The work of clearances and development in respect of 6 Municipal Slums was completed during the year.

(*iii*) Under the Government of India's subsidised Slum Clearance Scheme, 3,668 tenements were sanctioned till 31st March 1962. Out of these, 954 tenements were completed during the year. 992 tenements were started and 1,296 tenements were in progress. Rs. 13,81,500 and Rs. 17,96,000 were received from Government as loan and subsidy respectively in the year.

(*iv*) A further programme of Slum Clearance of an outlay of Rs. 68.16 lakhs proposing 1,136 tenements was submitted to the Government for sanction.

I.—(E) Municipal Material Testing Laboratory.

5. During the year under reference the work at laboratory was considerably increased. 6,073 different kinds of tests were made and 110 outdoor calls for tests were attended. One H. F. vibrating machine to test cement samples was purchased during the year.

II.—Construction Branch.

6. During the year under reference the work in construction Branch was allotted under four Executive Engineers.

(*i*) *Works of Buildings consruction other than Housing.*—During the year 29 works of estimated cost of Rs. 1,55,87,492 were completed and 25 works worth Rs. 2,68,81,359 were in progress.

(*ii*) *Housing.*—This covers construction of tenements for (*a*) Slum dwellers dishoused under Slum Clerance Schemes, (*b*) for House Collapse Victims, (*c*) for Occupants of acquired properties and (*d*) for Municipal staff. 2,260 tenements were completed and 3,568 were in progress, during the year under report.

(*iii*) *Construction of Roads.*—Works on 35 roads at estimated cost of Rs. 1,43,76,972, of concreting 3 junctions costing Rs. 16,66,564.00 were completed under road programme and works on 8 roads and 4 junctions were in progress at the close of the year.

(*iv*) *Drainage construction.*—These works were under the control of E. E. (Planning.) During the year under report 7 works were completed, 21 works were in progress and contracts for 7 more works were awarded.

III.—Maintenance of Buildings and Roads.

7. *Repairs and Maintenance of Municipal Properties.*—The total number of Municipal Buildings and other properties maintained during the year was 3,351. The upkeep and maintenance of Buildings was carried out partly by contract and partly by departmental agency. Repairs under "New Works" and "Special Works" were carried out to various Municipal Hospitals and School Buildings according to the provisions in the Budget.

8. *Roads and footpaths.*—The total length of the roads in the City at the close of the year was 282.088 miles. An amount of Rs. 14,64,720.38 was spent on repairs to potholes on carriageways and 72,61,752 sq. yds., of roads were resurfaced by different modes of resurfacing departmentally during the year under report. The work of constructing footpaths as approved by the Corporation was continued during the year and the footpaths of 24 roads with an area of 20,969 sq. yds., were asphalted at a cost of Rs. 56,851.02.

Other miscellaneous works of road watering, pedestrian guard railings, adding set-back lands to roads, street name boards and maintenance of monuments were carried out.

9. 845 permits were issued for excavation of roads and footpaths. Trenches were reinstated at a total cost of Rs. 2,80,632.74 at the cost of the parties who had taken

the trenches. 469 permits were issued for stacking of building materials, ,erecting scaffoldings on roads and the total receipts in this behalf amounted to Rs. 31,629.92. In addition an amount of Rs. 8,428.39 was realised from 496 permits issued for erecting mandaps, placing chairs, etc., on roads. 258 notices were issued for unauthorised occupation of roads.

10. *Asphalt Plant.*—The Hot Mix Asphalt Plant at Worli was in operation during the year except monsoon period. The Pegson Mixer produced the required chip mixture and cold mix material for filling potholes in City and Suburbs. The materials produced by the Plant during the year were utilised for asphalt sheeting providing seal or chip coats on roads and covering footpaths. The total output at the Plant during the year was 18,442 tons.

11. There are 4 crushers and 1 granulator at Worli and 4 Cruchsers at Sewri. On an average 2 to 3 Crushers at Worli and 2 Crushers at Sewri worked well. The output of metal during the year was 8,750 brass. The value of the stock in hand at the end of the year was Rs. 9,723.40 at Worli and Rs. 25,076.52 at Sewri.

12. *Street Lighting.*—The total No. of lamps in the City at the end of the year was 13,377 as against the previous year's 13,079. Total 19,66,45,680 cubic feet of gas and 38,40,646 Kwts. of electricity was consumed in lighting of streets in the City during the year. The lighting of 17 roads was improved with H. M. V. lamps under the "all in hire" Scheme and of 17 roads by electric and gas lamps. New lighting arrangement was provided on 14 roads during the year.

13. *Traffic.*—The New Tarffic channelising and Refuse Islands were constructed at 11 intersections. Remodelling of 5 Rotaries was also undertaken. Pedestrian crossing lines, centre lines etc., on roads were demarcated as usual and works of providing permanent Centre Divider along Dr. Annie Besant Road was completed. Traffic signals were put into commission at 5 additional intersections of roads and tenders for Traffic Signals at 4 intersections were invited.

14. *Bridges.*—Proposals of Princess Over Bridge for vehicular traffic and foot over bridges across Queens Road at Charni Road and Marine Lines Railway Stations were held over pending finalisation of the Scheme of additional Railway tracks by the Western Railway.

15. *Parking.*—Parking studies to consider the parking demand and requiremen and to provide off-street parking facilities in 2 areas were undertaken. City-wise and Suburb-wise traffic census studies were also made with the surplus Municipal staff. Truck traffic study was made with a view to establishing a Truck Terminal at Dongri.

16. *Improvement of Private Streets in the City.*—Actions for improvement of private streets at eight localities in the City were in progress during the year of which seven continued from previous year and one action was newly started.

(*b*) Recoveries in respect of the costs of improving the private streets, including deposits, interests etc., from the frontagers of the streets for works carried out in the past and proposed to be carried out amounted to Rs. 1,15,348.43 nP. during the year.

(*c*) Out of 63 Municipal references under Section 503 of the Bombay Municipal Corporation Act pending in the Small Causes Court at the end of previous year, 46 references were disposed of and 17 references were still outstanding. Two appeals pending in the Court were decided in favour of the Municipality.

IV.—Maintenance of Sewers and Drains.

17. *Maintenance of Drains and Sewers.*—The work of minor repairs, maintenance and cleansing etc., of drains and sewers was carried out as usual. The total mileage of pipe sewers, ovoid sewers and storm water drains at the close of the year was 238.70, 23.55, 221.84 miles respectively.

18. *Water courses, Catchpits and Street connections.*—All the water courses, 22,123 water entrances and 94,363 street connections were cleaned during the year. 7,88,484 tons of silt was removed therefrom.

19. *Vent shafts and sluices.*—All the vent shafts, numbering 2,771 and 31 sluices on sewers and Storm Water drains were maintained and kept in working order.

20. *Storm Water Drains.*—The main storm water channels were maintained and cleaned. The work of cleansing and removal of silt from house drains and pipe sewers and removal of chokes was carried out.

21. 106 Street connections of buildings were made to Sewers and 18 to Storm Water Drains. Flood abatement operations in the monsoon were carried out for which some special staff was appointed as usual.

22. *Requisitions in respect of Private house drains.*—3,715 Requisitions were issued under the Act for rectifying defects in private house drains in the year. 1,584 prosecutions were launched and Rs. 4,032 were recovered by way of fines.

23. *Special Desilting programme of sewers, etc.*—The work of desilting under this programme was continued during the year. 92,874 running feet of main sewers including ovoid sewers were cleaned and 3,89,380 C.ft. of silt was removed. Besides 75,595 R.ft. of pipe sewers were cleaned removing 29,200 C.ft. of silt from the same and 6 catchpits were also cleaned.

V.—Private Building Construction.

24. *Applications for new construction works.*—1,743 building proposals (both for construction of new Buildings and those for additions and alterations to the existing Buildings) were received during the year under report out of which 732 were for constructing new buildings.

25. *Building Construction.*—The total number of buildings constructed by the private enterprise during the year was 543 as against 208 during the previous year out of which 234 were residential and 209 non-residential. The total number of residential buildings constructed by Co-operative Housing Societies was 71 and those by employers for their employees was 273.

26. *Building Collapses.*—131 Buildings or portions thereof collapsed during the year. 54 persons were injured and 8 persons died.

27. *Actions under provisions of the Act.*—12,666 actions were taken under the Building provisions of the Act and 1868 were pending from previous year. Out of these, 10,086 were complied with. Prosecutions were launched for non-compliance.

The aforesaid actions include 4,462 Notices for repairs or removal of unsafe buildings or parts thereof. In 255 such Notices the work was carried out departmentally and authorities to carry out works were granted to the occupants in respect of 135 buildings.

28. *Removal of unauthorised constructions.*—Standing Committee's sanction for removal of 324 works was obtained during the year.

29. *Complaints from the Public.*—13,740 complaints were received from the public, 12,881 complaints were looked into and disposed of at the close of the year.

30. *Regular lines of streets and Acquisition of setbacks.*—An anount of Rs. 5,81,796.17 was spent on acquisition of setbacks. Regular Lines were prescribed on 3 roads and on 1 road it was revised.

31. *House Numbering.*—The work of assigning number plates to newly constructed buildings and to existing buildings where number plates were missing was carried out by the Survey Branch in addition to the normal work and zone-wise lists of Public Roads was also prepared.

VI.—Mechanical Branch.

32. 5,863 jobs were completed in the Municipal Workshop at Foras Road during the year. Expenditure on departmental and private works amounted to Rs. 6,36,271.31 nP.

33. *Municipal Foundry.*—Castings such as cast iron manholes, gratings, Inspection chambers, number plates etc., were manufactured and supplied to various departments. The total turn over was 1,64,720.9 Kgs., value at sanctioned rates to Rs. 1,11,163.74.

34. *Design Section.*—Plans and estimates for 480 Mechanical works amounting to Rs. 11,67,600 were prepared. The number of outdoor jobs executed was 764 at a cost of Rs. 2,17,990.

35. *Electrical Section.*—This Section looked after all the installations in the City except those under the Hydraulic Engineer and *Ex*-Trust chawls. The tender section executed works amounting to Rs. 6,69,060 and prepared 38 estimates amounting to Rs. 6,59,855 . Similarly 99 estimates were prepared by Planning Section amounting to Rs. 18,48,100. Works of electrification of Municipal Houses in City and Suburbs worth Rs. 3,05,400 were carried out and 56 such estimates were prepared. 745 jobs costing Rs. 2,26,568 were executed departmentally.

36. (1) *Love Grove Pumping Station.*—The pumping station worked very well and facilitated the main sewer cleansing programme. The total quantity of sewage pumped out was 43,777 million gallons. The quantity of silt removed was 83,340 C.ft, and the screenings 13,400 C.ft.

(2) *Love Grove Sewage Purification Works.*—The primary settlement tank and all the four Digestion Tanks worked satisfactorily. The sludge gas generated was burnt and the sale of dried sludge fetched Rs. 3,865.00

(3) *Dadar Sewage Purification Plant.*—About 6,189.31 million gallons of sewage was received for treatment *i.e.*, an average of 16.95 million gallons per day out of which 1.5 million gallons of sewage per day received complete treatment. The digestion tanks produced sludge gas and digested sludge manure as bye product. The total revenue realised by the sale of sludge gas and dried sludge amounted to Rs. 2,05,638 and Rs. 6,907 respectively.

37. *Laboratory.*—Expriments on removal of Hydrogen Sulphide from sludge gas continued during the year. 80 per cent. of Hydrogen Sulphide was removed from the gas. The laboratory also analysed samples from Love Grove and Dharavi Plants. Samples to ascertain the infiltration of sea water into sewers were also collected and analysed.

38. *Dharavi Purification Plant.*—The plant comprising different units worked satisfactorily during the year The total revenue realised by the sale of Gas including meter rent during the year was Rs. 37,839.75 and that from the sale of sludge as mannure 238.50 Brass, was Rs. 4,650.75. New extension works at the plant were in progress during the year.

39. *Pumping and Compressor Stations and Ejectors.*—The 12 Pumping Stations including the one at Jackeria Bunder Road put in commission in the year, worked well. 4 Compressor Stations were also in operation throughout the year. The working of the 17 Ejectors in the City was normal.

The sewage treated and untreated and storm water from the City continued to be discharged into sea, at 3 places *i.e.*, (1) Love Grove outfall, (2) Cleaveland Bunder Storm Water Channels and (3) Dharavi Sion Creek.

VII.—Transport Branch.

40. This branch looked after the maintenance and upkeep of all municipal vehicles except those that are in charge of Chief Officer Fire Brigade, Hydraulic Engineer *Ex*-Engineer (Vaitarna-*cum*-Tansa and Master Plan). The majority of these vehicles were employed for conservancy services, road maintenance and construction work.

41. During the year 572 vehicles including 1 Bull-dozer and 3 skid shovels were in commission. 41 vehicles were scraped and sold during the year. During the year 7 new vehicles were purchased. The vehicles were garaged at seven different places.

42. The total mileage covered by transport vehicles was 1,88,000 miles and different departments were billed at sanctioned rates.

VIII.—Factory Section.

43. This branch granted 545 new permits and renewed 547 permits for establishment of factories. In all 393 prosecutions were launched against the unauthorised running of factories and the fine collected was Rs. 8,184.00. In all 239 complaints were received from the public against the nuisance from fctories etc.,and necessary actions were taken in respect of all of them.

IX.—Conservancy.

44. *Collection and Removal of Refuse.*—Roads, footpaths and house gullies were swept and washed as usual. The total refuse collected and removed through the municipal agency was about 6,57,000 tons (inclusive of house, trade and market refuse). In all 265 actions under Section 368 of Bombay Municipal Corporation Act for provision of dust bins were taken till July 1961. This work was transferred to Executive Health Officer from 1st August 1961.

45. *Transport.*—22 Moving floors, 12 Bantam Carriers, 27 scammell Horses, 14 Moto-carts, 2 G. M. Cs., 12 Low-loaders, 9 Jeeps, 3 Dodge vehicles, 30 Fergusson tractors, 190 Scamell tractors 29 Fergusson trailors, 48 Devidayal Trailers, 42 Mahindra & Mahindra trailers and 3 Bulldozers out of which 312 vehicles were roadworthy during the year under report.

46. *Collection, Removal and Disposal of night-soil.*—Night soil from privies and vacant places was removed regularly. Public sanitary conveniences at different places were also attended.

47. *Dog Licensing and control over stray dogs.*—During the year 8,686 licenses were issued and 21,045 stray dogs were destroyed. Total revenue of Rs. 44,705.50 was collected from the licences.

48. *Removal and Disposal of Dead animals.*—431 big and 22,233 small dead animals were removed to Mahalaxmi Sidings from which Rs. 7,805.50 were realised.

49. *Infectious Diseases Ambulance Service and service for removal of Dead bodies.*—During the year 6 ambulances were maintained. 6,666 bodies were removed on payment. 16,187 patients were taken to the infectious diseases hospital.

50. *Action against Nuisance.*—Actions under Municipal Act and Bombay City Police Act were taken for throwing of refuse and committing of nuisance.

51. *Veterinary Services.*—These services were rendered at Hospitals both to Municipal and other animals. Private Stables were visited and also animals brought into the City were immunized.

52. *Conservancy and Special Halalkhore Serivces.*—These services were rendered to circuses, exhibitions, fairs etc., and charges amounting to Rs. 1,53,888.66 were collected. Rs. 81,685.00 were also received from Government for cleansing Government Foreshores.

53. *Sweepers' Chawls.*—Co-operative Credit Societies for Labour, etc. The Labour Chawls were inspected and maintained. 12 Co-operative Credit Societies worked satisfactorily for the benefit of the labour employees. The share capital subscribed is Rs. 23,45,513.76.

54. *Removal and Disposal of Town Refuse at Deonar.*—The major portion of the City Refuse was transported for disposal at Deonar Reclamation Ground by running two trains daily each consisting an average of 30 wagons having 950 C.ft. capacity. During the year 2,01,17,220 C.ft. of refuse was transported to Deonar in 21,206 wagons. The cost of haulage from Mahalaxmi to Deonar was Rs. 1,94,539.01 nP. and the cost of unloading was Rs. 3,27,557.00 nP. which works to Rs. 2.60 nP. per 100 C.ft. As the Municipal wagons were insufficient, wagons were taken on hire form the Western Railway at Rs. 4.50 nP. per wagon per day. The total hire charges amounted to Rs. 80,280.00 during the year. The total income dervied from various sundries amounted to Rs. 67,232.00 nP.

X.—Development Plan Section.

55. The surveys in respect of Hospitals, Dispensaries, Primary Schools, Markets, Parks and Playgrounds in Greater Bombay were completed. During the year under review, Tenements Surveys were carried out in regard to sites tentatively reserved in the City in the Development Plan with a view to determine the adequacy or otherwise of the provisions made under the Plan.

Tentative development plans for R (West), P (West), K (North) wards in the Suburbs and Extended Suburbs were prepared.

The tentative development plans of portions in Suburbs and Extended Suburbs were displayed for public inspection with a view to inviting suggestions and objections from general public.

The two advisory committes continued to function in the year.

XI.—Town Planning Schemes.

56. The implementation of the Town Planning Scheme Bombay City No. I (Mandvi and Elphinstone Estate) which has been sanctioned by Government on 4th September 1957 was held in abeyance pending provision of alternate housing accommodation to tenants likely to be affected.

Implementation of Town Planning Scheme Bombay City No. II (Mahim Area) which has come into force from 1st December 1959 was in progress.

Town Planning Scheme Bombay City No. III came into force from 1st March 1961 and the works of construction of some roads and laying of S. W. Drains were in progress.

Town Planning Scheme Bombay City No. IV.—The Arbitrator appointed for the work had declared his award on 24th February 1962.

57. The total expenditure incurred in connection with the preliminary works of T. P. Scheme, Bombay City No. I was Rs. 21,29,568.55 and on Scheme Nos. II, III and IV during the year under report was Rs. 6,32,916.37 and the expenditure from the commencement of the schemes to the end of the year was Rs. 16,30,014.49 nP.

VIII—IMPROVEMENT TRUST AND MUNICIPAL PROPERTIES.

1.—Acquisition of Land.

Acquisition proceedings were in progress and possession of the following properties was obtained :—

(1) C. S. No. 3299, 3300, 3443 and 3444, 2517 to 2519 of Bhuleshwar Division.

(2) Plot No. 307C of Dadar Matunga Estate for a market.

(3) C. S. Nos. 780 and 781 of Mandvi Division for a School.

(4) C. S. No. 1634 of Girgaum Division at Kennedy Bridge for Road widening.

(5) C. S. No. 138A and 138B/74 of Parel Sewri Division for extension of K. E. M. Hospital and housing of essential staff.

(6) Proposed exchange of Municipal land with Government land at Katrak Road leased to Acworth Leper Home.

(7) C. S. No. 1125 of Mahim Division for Housing.

(8) C. S. No. 370 of Mazgaon Division for a Market.

(9) Land at Napean Sea Road for a sewage Pumping station.

(10) C. S. No. 158 and 159 of Byculla Division at Kamathipura 8th Lane for Extension of Market.

(11) Land at Eksar (Pahadi) Goregaon East, S. Nos. 129 (1), 130, 131 to 136, Cama's land for Industrial Estate.

(12) Land at S. Nos. 19 to 22 South of Mahatma Gandhi Road, Goregaon for Housing at Village Pahadi, Bhatt's land.

(13) Land at Gazdhar Park Scheme (Kandivli) for Market bearing Plot No. 21 and 22 (Harckchand Amulakh).

(14) Land at Dahisar for School and Park (Madgaonkar's land).

(15) Plot at Liberty Garden Housing Society at Malad (West) (Maladwalla's land).

(16) Land at Ghodbunder Road, Borivali West Bearing Plot No. 6A, T. P.S. No. 1, Borivli (Madgaonkar's land).

(17) Land at S. No. 345A owned by Shri P. G. Patil for construction of Ram Ratan Road at Mulund.

(18) Land at Anik (Chembur) Narielwalla's land for Housing.

(19) Plot at Jogeshwari Co-operative Housing Society (East) for school and garden.

(20) Land in S. No. 363 of Mulund at Gavan Pada Village for Public Sanitary Conveniences (Two Sites).

(21) Land at Nahur Village, Mulund, for Public Sanitary Conveniences.

(22) Land in Nanepada Village, Mulund, for Public Sanitary Conveniences.

(23) Land of Maharashtra Housing Board at Kalina for Dispensary.

(24) Land at Trombay S. No. 139A for Public Sanitary Conveniences.

(25) Land near C. S. T. Bridge for Public Sanitary Conveniences.

(26) Land at Patil wadi, Kurla for Public Sanitary Conveniences.

(27) Land at Kandivali near Dahanukar wadi for Public Sanitary conveniences.

Acquisition proceedings in the following cases were in progress :—

(1) C. S. Nos. 1/1884,2 to 6/1884, 1887, 1 to 8/1887 of Byculla Division for extension of B. Y. L. Nair Charitable Hospital and T. N. M. College.

(2) C. S. Nos. 118 (part), 1/118 (part), 2 to 4/118 of Parel Sewri Division for School and Housing.

(3) Properties on the fringe of Mumbadevi Tank C. S. Nos. 1538, 1637, 1/1637, 1636, 1640 (part), 1595 of Bhuleshwar Division.

(4) C. S. Nos. 733 and 2/733 of Mahim Division for Municipal purposes.

(5) C. S. No. 1975 of Bhuleshwar Division for a Parking lot.

(6) Property bearing C. S. No. 8 (part) 1/13 of Dadar Naigaum Division for Housing, School, Ward offices, etc.

(7) C. S. No. 514 of Colaba Division for a Market.

(8) C. S. No. 1312 of Mandvi Division at Memonwada Road for school.

(9) C. S. No. 1309 of Mandvi Division at Memonwada Road for a School.

(10) C. S. No. 1285 (part) of Fort Division for a School.

(11) C. S. No. 124 (part) of Parel Sewri Division for an Industrial Estate.

(12) C. S. No. 1/318 of Bhuleshwar Division at Wellington street for a dispensary

(13) C. S. No. 3349 to 3351 of Bhuleshwar Divison for a School.

(14) C. S. Nos. 1A/1762 and 1/1762 of Byculla Division for a garden.

(15) C. S. Nos. 1143 and 1144 of Mandvi Division for a School.

(16) C. S. Nos. 2/175 (part) and 175 (part) of Lower Parel Division for a garden.

(17) C. S. No. 332 of Parel Sewri Division for extension of Market.

(18) C. S. Nos. 1325 (part) and 1/1326 of Lower Parel Division at Bhavani Shankar Road for Housing.

(19) Acquisition of C. S. No. 12 of Mahim Division Opposite Worli Hindu Cemetary No. 74 for an Industrial Estate.

(20) C. S. Nos. 1638, 1/1637, 1636, 1635, 1640 (part), 1594 and 1595 of Bhuleshwar Division for a school, garden, etc.

(21) C. S. No. 1311 of Mandvi Division for a School.

(22) C. S. No. 1309 of Lower Parel Division at Bhavani Shankar Road for Housing.

(23) C. S. Nos. 11/1, 1090 to 1094 of Mandvi Division at Zakeria Masjid Street and Dontad Street for School.

(24) C. S. No. 1977 of Bhuleshwar Division for a garden at Naviwadi.

(25) C. S. No. 1/1298, 1299, and 1300 at Shaikh Budan Kamruddin Street and C. S. No. 1269 to 1272 at Temkar Street all of Byculla Division.

(26) C. S. No. 506 (part) of Dadar Naigaum Division for Housing.

(27) C.S. No. 1031 of Lower Parel Division at Dr. Annie Besant Road for an Industrial Estate.

(28) C.S. No. 756 (part) of Mazgaon Division at Ghorapdeo Road and Chinchpokli Cross Lane.

(29) C.S. No. 79 of Parel Sewri Division near Old Kumbhar Chawl for Children's Garden.

(30) C.S. No. 302 of Bhuleshwar Division at Wellington Street for a Municipal Dispensary.

(31) C.S. No. 108(part), 2/108 (part) of Parel Sewri Division for a School.

(32) C.S. No. 2017 (part) of Byculla Division at Clerk Road for access to properties required for housing and known as Rasul Jiwa Compound.

(33) C.S. No. 882(part) of LowerParel Division at Elphinstone Road for Municipal School and Play ground.

(34) C.S. No. 426 of Parel Sewri Division at Parel Tank Road known as Marwari Wadi for School, Play ground, Road and Housing.

(35) C.S. No. 4316 to 4318 and 4321 of Bhuleshwar Division at 2nd Cooper Street for a school.

(36) C.S. No. 331 of Parel Sewri Division at Parel Village for extension of Market.

(37) Site at Parel Village Road in C.S. Nos. 251, 252, 253 of Parel Sewri Division for a School.

(38) Site at Samuel Street in C.S. No. 999 to 1001,1003, 1006 (part), 1010 of Mandvi Division for a school.

(39) Land at Akurli (East) Kandivli for School.

(40) Land at Goregaon (East) for School, Samant, Bhatt and Desai's Plot (Donated land).

(41) Land at Kandivli (Poisar) for Housing, Powell's land S. No. 164A and 164C.

(42) Land at Chinchavali, Malad, East for Housing Fardoomji Irani's Land.

(43) Land at Dahisar bearing S. No. 271, 272, 273 and 281 (part) for Market and School.

(44) Land at Poisar, Kandivali (Sindh-Hindu Co-operative Housing Society) bearing S. No. 44 and 45 of Poisar and 126, 128 and 129 of Village Kandivali.

(45) Land at Koldongri (East) for a Municipal School and Dispensary.

(46) Land at S. No. 47, Hissa No. 1, Part and 2, Part of Mogra for a school at Andheri.

(47) Plot for Garden at Gazdhar Street, Santacruz (East).

(48) Plot at the junction of Andheri Kurla Road and Teligalli at Andheri East.

(49) Thanawalla's property at Mankhurd.

(50) Plot in Township Colony, Chembur (Lease under Execution).

(51) Land at S. No. 419-Sion Trombay Road, Chembur.

(52) Access land belonging to Shri Narielwalla and admeasuring 4872 Sq. Yds.

(53) Public Sanitary Conveniences Sites at Govanpada S. No. 90 and 93 of Village Mahul.

(54) A part of Land at Borla Govandi for Municipal Housing (Shri Laxman Pandu Patil's Land).

(55) Land at Malad for Harijan Quarters and Night Soil Depot.

(56) Plot of land at Poisar, Kandivli for Fire Brigade Station.

(57) Land at Borivli bearing Plot No. 17 part of T.P.S. No. 1 (Wagle's plot).

(58) Land at Kandivli for Cremation Ground.

(59) Plot of land bearing Nos. 1119, 1120, 1121 and 1122 at Mulund (East) for Municipal Office Building.

(60) Plots for Fire Brigade Station at Mulund along Bombay Agra Road (Plot Nos. 1142 and 1143).

(61) Land at Ghatkopar (West) along Bombay Agra Road for Public Park.

(62) Land in S. No. 47 at Marol.

(63) Land in S. No. 19/1, 20/1, 21A/1 and 40/2, Extension at Andheri Market.

(64) Land Extension of Dawood Bag Road and School at Andheri.

(65) Land at Vile Parle (West) for Municipal Market.

(66) Land at Deonar, Govandi and Chembur for Public Sanitary Conveniences.

(67) Additional land for Fire Brigade Station at Chembur.

(68) Land in S. No. 279-280, Takia Ward, Kurla for Municipal School.

In about 27 cases, Government have been requested to acquire land under Land Acquisition Act for various Municipal purposes and notifications are awaited.

Acquisition of Municipal Land by Government of Maharashtra :—
38 Plots of Sewri Wadala Estate for staff quarters of the Central Government.

CHANGES IN THE EX-TRUST AND MUNICIPAL ESTATES

There were no changes in Layout in *Ex*-Trust Estates.

The area of the permanently leased land increased during the year from 58.56 lacs square yards to 58.98 lacs square yards and the rent in respect thereof increased from Rs. 44.18 lacs to Rs. 44.79 lacs. The area of the developed land which remained to be leased was 0.67 lacs square yards.

The area of undeveloped land remained the same as in the previous year, *viz.*, 51.97 lacs square yards.

Out of the total of 2,879 acres (acquired by the *ex*-trust) about 37.3 per cent. remained to be developed and out of developed area 1.09 per cent. remained to be leased which included an area of 1,64,680 square yards reserved for Municipal purposes.

SLUM CLEARANCE

The following number of tenements were constructed in the localities mentioned below :—

No. of Tenements	Locality.
42	Foras Road.
288	Rawli Camp.
208	Bane Compound
112	Water Street.
396	Vikhroli.

DIS-HOUSING AND RE-HOUSING

New residential accommodation made available by the lessees of the *ex*-Trust Estate during the year was 406 tenements. The total number of tenements provided upto date in all the Trust Estates including those erected by the Development Department and the several Mill Co.'s exceeded the total number of tenements demolished by 41,439

Housing of Squatters.—About 2285 and 1889 squatters' families resided in the colonies at Mankhurd and Jogeshwari respectively. The recoveries of rent continued to be far from satisfactory owing to unemployment among the squatters. A welfare Centre at Jogeshwari Colony was being conducted.

Sanitation of Both the colonies was well looked after and the areas kept free from Malaria, etc., by spraying insecticides.

LONG LEASES.

The number of plots let out during the year was 10 admeasuring an area of 42,374 square yards and valued at Rs. 12,30,935. The total number of plots disposed of upto 31st March 1962 was 4306 admeasuring 60,88,677 square yards and valued at Rs. 12,79,36,862.

SHORT LEASES.

One temporary lease was granted during the year. The number of vacant land tenancies on both the Municipal and *Ex*-Trust Estates was 4788 exclusive of the tenancies in the squatters' colonies at Mankhurd and Jogeshwari at the close of the year. The demand for vacant land tenancies in *Ex*-Trust Estates was Rs. 8,55,133 and the recovery was Rs. 7,69,864. Arrears amounting to Rs. 35,502, were still due from Military authorities and correspondence for the same was in progress. As regards the areas in Scheme 58 and52 Worli, requisitioned by the Collector of Bombay, he has fixed the rates of compensation payable in respect of 22 plots.

MANAGEMENT OF PROPERTY AND COLLECTION OF REVENUE

A.—Trust Section

Ex-Trust Permanent Chawls-The gross demand for the year was Rs. 19,17,296. The net demand excluding the amount of vacancies and concession granted to public bodies and associations was Rs. 18,94,677. The revenue actually collected came to Rs. 17,69,380 which was equivalent to 70.25 per cent. of the total amount recoverable including the arrears.

S. P. Sheds.—The gross demand for the year in respect of rooms in S. P. Sheds was Rs. 5,79,946 and the net demand after making allowances for vacancies and concessions was Rs. 5,71,582. The actual collection came to Rs. 5,96,067 which was equivalent to 73.29 per cent. of the total recoverable amounts including the arrears.

The percentage of outgoings in respect of chawls and S. P. Sheds worked out to 75.66 and 67.98 respectively of the annual demand. The collection of rent in chawls amounted to Rs. 17,69,380 Deducting therefrom the expenses on account of outgoings amounting to Rs. 13,35,301 the net income came to Rs. 4,34,079. The Capital expenditure incurred on these chawls including the value of land amounted to Rs. 264.14 lacs. The Corporation are required to pay annually the interest and sinking fund charges aggregating to Rs. 12.96 lacs at the rate of 4.61 per cent. on the capital expenditure incurred prior to 1919-20 and 6.35 per cent. on the expenditure incurred thereafter. The net income after deducting outgoings was insufficient to meet this expenditure and thus there was a loss of Rs. 8,62,336 under the permanent chawls for the year under review.

Bye laws for maintaining sanitation etc., in Municipal chawls and buildings were enforced and fines aggregating to Rs. 50 were imposed and collected from the tenants for the breaches of these rules.

First Aid Sets and Sick Room Requisites such as theremometers, Ice-bags, etc., were maintained at 8 Chawl Centres, Matunga Labour Camp, Dharavi and Mankhurd Colony for squatters.

The prizes of Rs. 50 and Rs. 20 for maintaining best sanitation of the chawls were awarded to the best Chawl Superintendent and the Mukadam during the year. In order to encourage the sweepers to co-operate in the maintenance of sanitation, 10 prizes of Rs. 10 each of the best sweeper in each different groups of chawl centres were also awarded.

383 plots agreed to be leased could not be handed over on account of temporary lettings and occupations thereon. Action was in progress to remove the same. The number of plots handed over but not built upon was 70.

During the year 41 Lessees were granted permission for the construction of motor garages in the compulsory open spaces and additional floors were sanctioned in 69 cases, 200 cases of encroachments were detcted.

112 Tenements were consructed at Worli from 'A' Budget Funds, for Municipal General Staff.

664 Tenements at Vikhroli and 528 at Wadala were also constructed for General public.

WATER WORKS

I.—HEAD WORKS AT LAKES AND TRUNK WATER MAINS.

Sources of Water Supply and Statistics of Quantity.

(1) The City of Greater Bombay including Suburbs and Extended Suburbs derives its water supply by gravity from four artificial lakes, *viz.*, Tansa, Vaitarna, Vehar and Tulsi. The total quantity of water supplied to Greater Bombay during the year was, 3,39,453.03 mega litres (74,769.38 million gallon). The quantity of water supplied to the City proper was 2,68,618.14 mega litres (59,360.53 million gallon) of which 53,895.59 mega litres (12,148.20 million gallons (20.21 per cent.) was for trade industries and other non-domestic purposes, and 1,73,817.25 mega litres (38,215.00 million gallon) (64.45 per cent.) was for domestic purposes. The quantity of water supplied to Suburbs was 59,591.32 mega litres (13,125.83 million gallons) out of which 32,076.57 mega litres (7,065.32 million gallons) (53.83 per cent.) was for domestic requirements and 18,599.63

mega litres (4,096.83 million gallon) (31.22 per cent.) was for trade industries, etc. The quantity of water supplied to Extended Suburbs was 11,147.45 mega litres (2,455.37 million gallon) out of wchich 4,641.19 mega litres (1,022.28 million gallons) (41.64 per cent.) was for domestic requirements and 5,157.78 mega litres (1,136.07 million gallon) (46.27 per cent.) was for trade industires, etc.

II.—MAINTENANCE BRANCH, HEAD WORKS DIVISION.

General.

(2) The jurisdiction of this division includes (*a*) Vaitarna and Tansa Lakes and Head Works, (*b*) Trunk Mains upto Pachhapur (which is about 10 miles from Tansa) and (*c*) Duct Line upto Nevada Chowkey (about seven and half miles from Tansa).

Maintenance of Vaitarna Lake and Head Works.

(3) 15 numbers of Hydraulic Gates were maintained during the year. The Spillway gates functioned satisfactorily. The maximum intensity of flood handles was 63,101 cusecs (on 9-10-1961). The under Sluices were operated for an aggregate period of 80 hours to allow the silt to be crraied away. The tunnel gates were operated for transfer of water from Vaitarna to Tansa Lake.

A Power House having 3 Nos. of 100 K.W. capacity diesel driven generators and 440 volts overhead transmission lines about 4.82 km. (3 miles) in length were maintained.

Chlorinated water supply of about 136.37 Ml. (30 million gallons) was given to the Municipal Colony and Health Resort Quarters.

In all 72 structures at Vaitarna were maintained and 16.89 Km. (10.5 miles) of asphalated Khardi-Vaitarna Road and 12.87 Km. (8 miles) of Kutcha Road from Tembha to Belnalla were maintained during the year.

The work of re-surfacing and construction of the approach road at Vaitarna and the Vaitarna-Belnalla-Tansa Road was commenced during the year.

Maintenance of Tansa Lake and Head Works.

(4) 38 Nos. of automatic shutters and 11 Nos. penstocks in outlet well were maintained. The lake was full and overflowed on 13-7-1961 when the total rainfall recorded was 124.29 cms. (48.91 inches).

A 10 K.W. 110 Volts D.C. Generator Set was maintained for lighting the bungalows at Tansa. The set was run for 4 hours a day. During the overflow period, the spillway was lighted by a 10 K.W. D.C. Generating Set.

41 permanent structures and the 12.87 Km. (8 miles) Tansa-Atgaon Road were maintained.

Both Vaitarna and Tansa Lakes continued to be popular with picnickers.

III.—MAINTENANCE BRANCH, OUTSIDE CITY DIVISION.

General.

(5) The jurisidiction of this Division includes (*a*) Trunk Mains from Pachhapur to Dharavi and Sion, (*b*) Duct Line from Nevada Chowkey to Ghatkopar Syphon Head, and (*c*) the Lakes and Head Works at Vehar, Tulsi and Powai.

Maintenance of Trunk Mains and Duct Line.

(6) During the year, 2 major bursts, 104 major leaks and 3,200 minor leaks in trunk mains, 160 leaks in duct line and 2,060 leaks in syphon mains were repaired.

Maintenance of Plant Equipment and Motor Trollies.

(7) 2 trollies, 2 locos and a Power House having 3 Nos. 24 K.W., 40 H.P., Generators were maintained.

Public Gardens and Parks attached to Vehar, Tulsi and Powai Lakes.

(8) Eleven gardens in the Outside City Division were maintained during the year. Vehar Lake garden and Powai Park continued to be popular with the public.

Disinfection of Water Supply.

(9) The Tansa Supply was disinfected by chlorine treatment at Bhandup and Powai. The dose of chlorine varied from about 0.8 to 1.6 milli-grams per litre. Excepting duct supply which was chlorinated and ammouniated at Bhandup, ammoniation was not done.

Vehar Supply was sterilized at Chlorination Plant at Powai. The dose of chlorine varied from 1.4 to 2.0 milligram/litre.

Tulsi supply, prior to filtration was given alum treatment for coagulation and all the seven rapid sand filter beds were in continuous use. After filteration the water was disinfected by chlorine treatment. Chlorine dose varied from 1.1 to 2.0 milligram/litre.

Fabrication of Loco.

(10) To save Foreign Exchange, a 10 Tonnes capacity Loco and a trailor were fabricated in Ghatkopar Workshop, at an approximate cost of Rs. 23, 000.

IV.—MAINTENANCE BRANCH, INSIDE CITY DIVISION.

General.

(11) This Branch is concerned with the maintenance of water works inside the City comprising of repairs and maintenance of water mains and fittings, structures, plant and machinery, cleaning of consumers' pipes and fittings, making new connections on Municipal mains upto 2" size, operation and maintenance of Chlorination Plants at Malabar Hill Reservoir and Bhandarwada Hill Reservoir and maintenance of five gardens and a workshop at DeLisle Road.

Maintenance of water mains and hydrants.

(12) A total length of 771.78 Km. (479 miles) of water mains was maintained during the year. There were 96 bursts, all of which were promptly attended to. During the course of the year, 60,294 works as compared with 50,352 during 1960-61 were carried out pertaining to repairs, cleansing, etc., of communication pipes and fittings. 7,008 repair jobs on fire hydrants in the City were carried out. 679 sluice valves ranging from 6" to 48" size were repaired during the year.

Water connections.

(13) The total number of water connections to different premises in the City was 70,527. The nett increase in the number of connections during the year was 1,623.

Cleaning of consumers' pipes and fittings in Dadar-Matunga Area.

(14) Algae and Shells being present in Vehar water which is supplied to Dadar-Matunga area, the consumers' pipes in this area required cleaning. During the year, 624 connections of different sizes were cleaned at a total cost of Rs. 7,000.00. Also 28 dirt boxes of sizes from 4" to 12" were cleaned every month during the year.

Repairs to Meters.

(15) During the year, 2,049 meters were repaired, 2,365 were replaced, 824 meters were removed and refixed and 1,303 new meters were fixed. 3,245 Municipal meters and 803 private meters were tested. The revenue derived from testing of private meters was about Rs. 4,970.

Maintenance of Chlorination Plants inside the City.

(16) Rechlorination was done by injecting extra dose of chlorine into the trunk mains at Futka Tank, Malabar Hill Reservoir, Bhandarwada Hill Reservoir and the Worli Hill Reservoir. In addition to this, certain mains in the City, the water of which did not show good results on analysis, were rechlorinated by means of two mobile chlorination sets of 4 lbs. capacity each. Besides chlorination, Ammonium Sulphate was also added in the Reservoirs at Malabar Hill and Bhandarwada Hill.

Repairs to Buildings.

(17) 32 Water Works Buildings comprising of workshops, control rooms, pumping stations, chlorination plants, residential quarters for staff and tenements for Low Income Groups were maintained.

Testing of water Fittings

(18) The Water Works workshop at DeLisle Road tested 4,95,310 Nos. of pipes and fittings, out of which 4,16,014 were for private parties and remaining for Municipal works. The revenue dervied from testing of pipes, fittings, etc., for private parties amounted to Rs. 55,341.

Maintenance of Gardens

(19) Five gardens were maintained during the year at a total cost of Rs. 43,000. The Kamala Nehru Park and Sir Pherozshah Mehta Gardens were illuminated with multi-coloured lights on all Saturdays, Sundays and Public Holidays except during monsoon. Special illumination arrangements were made on Republic Day on 26th January 1962.

V.—DISTRIBUTION BRANCH.

General

(20) This Branch deals with the distribution of water within the City limits and is divided in three sections, *viz.*, South (A, C and D Wards), North (F and G Wards) and the Central (B and E Wards). Each of these sections deals with the work of distribution and regulation of supply, investigation of complaints, wastage in Municipal and private mains, rewashering of leaky taps, issuing of notices for defective fittings, unauthorised works, etc., metering of water supply, etc.

Distribution of supply

(21) For the purpose of distribution of water supply, City is divided into four main divisions, (*a*) Area getting supply from Malabar Hill Reservoir, (*b*) Area getting supply from Bhandarwada Hill Reservoir, (*c*) Area getting supply from Worli Hill Reservoir, and (*d*) Area getting direct supply. The Worli Hill Reservoir having a capacity of 2,272 Ml. (5 million gallon) was put in commission on 6th October 1961. The supply from Thakurdwar Outlet, which was put out of commission since 24th November 1959 to facilitate sewer construction work, was restored from 25th February 1962. The newly laid Nesbit Road Outlet was commissioned on 27th March 1962.

Average daily quantity of water.

(22) The average quanatity of water per day brought to the City, Suburbs and Extended Suburbs was as follows :—

		In Mega Litres.	In Million gallons.
City	...	735.94	162.10
Western Suburbs	...	77.00	16.09
Eastern Suburbs	...	86.51	19.05
Extended Suburbs (West)	...	26.32	5.77
Extended Suburbs (East)	...	4.21	0.90
Total for Greater Bombay	...	929.98	203.91

Short Supply Complaints.

(23) During the year, 8,657 complaints were received on account of shortage of water supply due to defects either in Municipal or private distribution system. In addition to the above, 28,788 Nos. of complaints on account of temporary shortage of supply due to chokes and leakages in consumer's pipes and fittings, and wastage on premises were received and were remedied.

Notices and Prosecutions.

(24) Municipal Commissioner's notices under Section 274(1) and (3) of the Bombay Municipal Corporation Act were issued in 526 cases and under Section 271(2) in 85 cases in respect of premises which were without Municipal Water Supply. The number of prosecutions launched during the year was 620. Number of convictions was 312. The total amount of fines recovered was Rs. 2,816.50. Besides above, 4,681 notices under Section 278(2) of the Bombay Municipal Corporation Act were served on the owners for defects in water fittings.

Disconnecting Water Supply.

(25) The number of cases reported to the Standing Committee for severing water connections for non-payment of taxes and using unmetered supply was 1,572.

Fire Attendance.

(26) Total number of calls received from the Fire Brigade Department was 1,985 and they were promptly attended to.

Revenue from metred connections.

(27) The total revenue dervied from water supplied by meter measurement was Rs. 2,97,96,337 for the City only.

Metering Programme.

(28) During the year under review, 205 new properties were metered.

Quality Control of Water Supply.

General.

(29) This Branch deals with (*a*) Quality Control of Water Supply, (*b*) Regular detection of leakage and prevention of waste, (*c*) Regular house to house inspection and rewahering of leaky taps and (*d*) Guaging of water mains all over Greater Bombay to determine the flow of water.

Sampling.

(30) Samples were collected all over Greater Bombay, and from the lakes by a Mobile Squad of trained staff. For Bacteriological analysis, 3,746 Nos. routine samples and 5,663 special samples were collected. For Chemical analysis, 360 routine samples and 144 special samples were collected. 93.08 per cent. of the routine samples for Bacteriological analysis were found to be free from Coliform Bacteria.

Evaluation of samples and removal of sources of contamination.

(31) When bacteriological analysis indicated pollution of water supply in a particular locality, immediate re-chlorination was done in that area by employing Mobile Chlorination Plants. The sources of contamination were then detected by using an electronic leak detector and also by intensive soundings of underground mains and inspection of all exposed pipes and fittings in the areas. The defects thus detected were then rectified by adopting one or more of the following measures :—

(*a*) Hydrants in the locality were flushed.

(*b*) Breaks in communication or consumer pipes were repaired, corroded portions were renewed and pipes in the vicinity of the drains were diverted and re-aligned.

(*c*) Leaky Hydrants and Sluice Valves were repaired and underground Hydrants in the vicinity of drains were converted into Stand Post Hydrants.

(*d*) Disused connections were cut off on the water mains.

(*e*) Consumers' pipes in the gullies were raised so as to bring them well above the level of sullage water in gullies.

(*f*) Leaks in water mains were repaired.

Special measures in congested localities.

(32) The work of replacement of all communication pipes by new pipes wrapped in bituminised hessian cloth, and laying duplicate water mains in wide roads in C and D (part) Wards, which was started in the preceding year, was completed during this year.

Similar work in B and E Wards was commenced.

During the year under review, 12,281 Nos. of communication pipes were renewed and 506 Nos. of disused connections were cut off at the ferrule, and a total length of 6,43 Km. (4 miles) duplicate mains of sizes 4" to 9" were laid.

VI.—CONSTRUCTION AND REMODELLING BRANCHES.

Merger of both the branches.

(33) As most of the works under the Scheme of Remodelling the Distribution System in the City were completed, the Remodelling Branch was merged with the Construction Branch with effect from 1st June 1961.

Categories of works done.

(34) During the year, the following works were carried out by this branch at a total cost of about Rs. 28,00,000 :—

(*a*) A total length of 17 Km. (10.56 miles) of water mains ranging in size from 3" to 48" were laid.

(*b*) The external masonry walls of the Compartment No. II of the Bhandarwada Hill Reservoir were strengthened by cement grouting.

(*c*) A total length of 1.2 Km. (0.745 miles) of the 57" Tansa mains in Gokhale Road were protected by patch-plating and reinforced guniting.

(*d*) 51 Nos. underground hydrants were converted into Stand Post hydrants

(*e*) With the help of the Plate Rolling Machine, 300 metres (984.25 ft.) of Steel Pipes and 10 Tonnes of Steel Specials were fabricated.

(*f*) Miscellaneous works such as (*i*) temporarily diverting and supporting water mains and fittings, (*ii*) making cross connections, (*iii*) providing sluice valves, (*iv*) making new connections of sizes 3" and above, (*v*) repairing major leaks and bursts in the City and (*vi*) cleaning of the Malabar Hill Reservoir and the Worli Hill Reservoir were carried out.

VII.—SURVEY AND DESIGN BRANCH.

General.

(35) This Branch is entrusted with the work of maintaining record of water mains and fittings, designing new mains, structures and preparing plans and estimates of the same, maintaining statistics of lake levels, storages, discharges, rainfall, bacteriological and chemical analysis, etc., maintaining records of lands in charge of this Department, preparing estimates for compounded extra charges for water used for construction purposes, verifying tenders, contracts and measurements of contract works, and attending to miscellaneous administrative matters of a tenchinical nature.

Preparation of Plans and Estimates.

(36) This Branch prepared 156 plans and 118 estimates amounting to Rs. 1,70,45,890 for pipes laying and other works.

Compounded water charges for water used for construction purposes

(37) A total of 1,459 estimates of compounded water charges for water used for construction purposes in Greater Bombay were framed resulting in a total revenue estimated to yield Rs. 7,81,588.

VIII.—GENERAL.

Welfare Activities.

(38) Well-equipped Welfare Centre-*cum*-Sports Clubs were maintained at DeLisle Road Yard, Ghatkopar Yard and Vaitarna Camp. Ganpati and Satyanarayan Puja Celebrations were organised by the staff in various branches from voluntary private donations. Lower Primary Schools were run by the Local District Boards at Vaitarna and Tansa in School Buildings provided by the Corporation.

Medical Aid.

(39) During the year, 5 dispensaries in different centres in the Outside City and the Head Works Divisions were maintained.

Milk Distribution, Scheme,

(40) During the year under review, the Lions Club of Bombay continued to give free powder milk obtained from CARE and the Lions International Organisation, which was distributed free of charge to the children of the Low Income workers of this department upto the age of 8 years.

Establishment.

(41) During the year, there were 220 number of Superior staff and the cost thereof amounted to Rs. 7,79,255 and the Labour staff during the year numbered about 1,963 costing about Rs. 19,67,897. The number of temporary Superior staff was 28 and that of the Labour staff 937. The total establishment cost of the same was Rs. 5,23,030.

Costs.

(42) (*a*) *Revenue.*—The total expenditure incurred on Water Works amounted to Rs. 4,05,31,692. The total Revenue derived from Water Works was Rs. 3,81,85,731 the deficet being Rs. 23,45,961.

(*b*) *Loan Works.*—The total expenditure incurred during the year out of the Loan Funds was Rs. 65,94,692.

BOMBAY FIRE BRIGADE.

(1) **Fire Stations.**—A new Fire Station at Vikhroli, the first of its kind on Bombay-Agra Road, started functioning from 1st June 1961. There are now 13 Fire Stations in Greater Bombay.

(2) **Fire Appliances and Equipments.**—The following is the fleet of vehicles and equipments attached to the Fire Brigade :—

(*i*) Motor Turn Table Ladders—3 Nos. Two of 125 ft. extension and one of 100 ft. extension fitted with pumps.

(*ii*) Motor Pumps with Escapes and Extension Ladders with First-aid fire fighting equipments—21 Nos.

(*iii*) Fire Tenders—4 Nos.

(*iv*) Trailer Pumps, medium and light—9 Nos.

(*v*) Air Crash Tender—1 No.

(*vi*) Motor Emergency Tenders—2 Nos.

(*vii*) Hose Laying Lorry-*cum*-Canteen Van—1 No.

(*viii*) Control Post Van—1 No.

(*ix*) Ladders—64 Nos.

(*x*) Breathing Apparatus Sets—43 Nos.

(*xi*) Gas Masks of different types—38 Nos.

(*xii*) Hose Rubber-lined—61,350 ft.

Following additions were made during the year:—

(*a*) Motor Emergency Tender-*cum*-Fire Tender—1 No.

(*b*) Hose Laying Lorry-*cum*-Cantteen Van—1 No.

(3) **Calls.**—The number of calls received was 2,694 out of which 1,672 were received for 1,358 actual fires, as against the previous year when the number of calls was 2,547 out of which 1,689 calls were received for 1,370 actual fires.

(4) **Damage to Properties.**—The estimated damage to properties was Rs. 0.82 Crores as against Rs. 0.75 Crores in the previous year. The properties involved under the cover of insurance were worth Rs. 78,29,287 as aginst Rs. 28,94,966 in the previous year.

(5) **Special Services.**—Special services were rendered by the Brigade on 525 occasions, out of which 197 were for House Collapses, 132 for rescue and 196 for other services, such as accidents, etc., as against the total number of 420 calls during the previous year.

(6) **Communications:**

(*a*) *Telephones*: Emergency lines—6 Nos. (of No. 101) Direct extensions—19 Nos. connecting the Control Room with Fire Stations and Essential Services.

(*b*) *Fire Alarms*: The total number of Fire Alarms including private ones was 208. 40 per cent. of the total calls approximately were received through the street Fire Alarms system in the City.

(*c*) *Radio Telephony*: The Wireless Scheme was put into operation with 3 fixed installations—At Head Quarters, Andheri Fire Station and Vikhroli Fire Station, and 12 mobile sets on fire-engines and ambulances. Training was given to Officers and men in Radio Telephony.

(7) **Serious Fires and House Collapses.**—There were nine serious fires in Greater Bombay during the year involving total loss of Rs. 72 lakhs and two major house collapses resulting in injruies to 29 persons out of which 3 lost their lives.

(8) **Republic-Day Parade:** The Brigade personnel participated in the Republic Day—Inter Services Ceremonial Parade along with Army, Navy, Air-Force, etc., at Flora Fountain on 26-1-1962.

(9) **Fire Drill Competition.**—The annual Fire Drill Competitions in (*i*) Fire Escapes and Hydrant Drill, and (*ii*) Extension Ladder and Hydrant Drill Competitions were held on 27th February 1962, when the Mayor, Shri V. B. Worlikar, presented the trophies and prizes.

(10) **Training.**—Trainees from National Fire Service College were sent to this Brigade for practical training and visits to various industrial concerns.

A Technical Committee was formed and a regular syllabii were drawn up for training recruits (Officers and Firemen), Motor Drivers and Tindals. A regular training of recruit-Officers and firemen was introduced according to syllabii. For the first time bulletins in technical subjects were issued in regional language (*i.e.*, Marathi) for the benefit of lower ranks. Officers and men were also trained in use of Radio Telephony.

(11) **Fire Prevention.**—The Fire Prevention Officers inspected 4,741 cases during the year referred to by various departments and also the complaint involving fire risk.

(12) **Ambulance Service.**—Ambulance Service attended 7,398 calls for accidents, maternity cases and for hire calls, as against 7,139 calls in the previous year. The First-aid in accidental cases was rendered by the ambulance staff on 262 occasions. The Wireless Sets on 3 ambulances were useful in diverting ambulances on return journey to other calls thus rendering quicker service to the public.

PUBLIC GARDENS.

During the year under report, the department maintained 116 sites consisting of 28 gardens, 62 recreation grounds, 4 fountains, 7 traffic islands, 5 open spaces, 5 band-stands, 4 box hedges and 1 statue.

It planted and maintained trees on the newly constructed roads. It also added 5 new gardens, one at Zaobawadi, Girgaon, the others at Second Phanaswadi, Queens Cemetery (still under development), plot opposite Sion Hospital near plot No. 215 and Kamathipura 10th Street during the year 1961-62.

There were 29 band, 15 Indian Vocal Music, 76 Orchestra and 233 recorded music programmes relayed at different Municipal gardens.

The Open Air Theatre proved to be popular mostly among the poor and middle class people. It was reserved on 77 occasions and the annual yield thereby was Rs. 5,862.00.

The expenditure of the Garden department during the year under reference was Rs. 10,29,890.00 as against Rs. 9,75,648.00 during the preceding year 1960-61 and the income was 83,256.97 as against Rs. 80,812.00 during the last year.

VICTORIA AND ALBERT MUSEUM.

The Museum remained open for 303 days as against 304 during previous year. It was closed on Mondays and important holidays. 7.4 lakhs visitors visited the museum as against 7.7 lacs duriug the previous year. 15,091 Students from Primary Schools visited the Museum during the year as against 15,023 during the preceding year. Total collections from admission fees and miscellaneous receipts were Rs. 18,117.40 nP. and Rs. 96.00 respectivcly. 5 books purchased for Rs. 101.30 nP. and 3 were presented, and the same were added to Reference Library. Reference service was rendered to scholars, businessmen etc. Expenditure for the maintenance of the Museum was approximately Rs. 46,000.00.

MUNICIPAL FREE READING ROOMS AND LIBRARIES.

3,032 books costing Rs. 9,998.29 were purchased during the year under report for 15 Municipal Free Reading Rooms and Libraries in the City.

About 3,63,393 visitors took the advantage of the 15 libraries in the City.

The income from the 15 libraries in the City during the year under report was Rs. 2,972.41 as against Rs. 1,987.06 during the previous year.

The expenditure over the 15 libraries in the City during the year under report was Rs. 83,281 as against Rs. 80,709 during the previous year.

CENTRAL STORES.

Tenders were invited for the purchase of Stores in 177 cases during the year under report as against 93 cases in the preceding year. During the year about 41.606 Metric tons of Cement worth about Rs. 59.14 lakhs; 3,31.505 R.ft. of G.I. Pipes worth about Rs. 3.09 lakhs; 1,58,006 R.ft. of Cast Iron Pipes worth about Rs. 11.43 lakhs; 2,348 Metric tons of Iron Materials worth about Rs. 127 lakhs and 2,01,434 yards of Cloth worth about Rs. 2.54 lakhs were purchased. 60,050 K. G. of Grain (Gram, and wheat bran) for Head Supervisor and the Superintendent of Gardens worth Rs. 27,600.00 were purchased.2,483.84 Quintals of Wheat, Rice for various Municipal Hospitals and Maternity Homes worth about Rs. 1.27 lakhs were also purchased.

Under Plant and Machinery Section, started from January 1956, 53 tenders plus 22 Schedules by Public advertisements and 61 Sealed quotations were invited which involved 395 items costing Rs. 60 lakhs approximately during the year under report. Wooden and Steel Furniture required by the various Hospitals and Maternity Homes and the Departments were standardised and Direct Debit schedules were framed during the year under report as before.

There were about 24 tenders for Dietary articles amounting to Rs. 15.86 lakhs approximately. Municipal Hospitals and Maternity Homes were suitably grouped and

tenders were invited groupwise and localitywise. This section also looks after Stationery Articles and Firewood for Cemeteries.

The total purchase effected during the year including the articles received on Return Stores Mema from Municipal Departments amounted to Rs. 129.04 lakhs as against 191.69 lakhs in the preceding year. The balance of stock in hand as on 31st March 1962 was worth Rs. 85.85 lakhs at the Central Stores as against Rs. 96.39 lakhs including Sub-Depot at Foras Road, in the preceding year.

The total number of orders placed with contractors and other Dealers was 4,730 as against 6,541 in the preceding year. The number of indents including Sales Mema received from the Departments at the Central Stores was 21,990 as against 43,028 including of Sub-Depot at Foras Road, in the preceding year. Most of the articles purchased during the year were of India Manufacture and the value thereof amounted to Rs. 126.10 lakhs. The value of Foreign Goods purchased amounted to Rs. 2.94 lakhs during the year. During the year 7 Import Licences aggregately valued at Rs. 65,813.00 were received.

The total turnover of the Department *viz.*, receipts and issues of Stores came to Rs. 268.62 lakhs as against Rs. 347.21 lakhs in the preceding year.

The stock of stores was verified but no case of any appreciable difference in stock was noticed.

The usual practice of inviting annual tenders for various schedules during the months from October to January every year was changed and the tenders were staggered instead throughout the year in order to lessen the burden of labour which was restricted for a period of 4 months only as a result of contract period having been made to run from March to February, April to March and May to April and so on.

With a view to facilitating easy and speedy removal of materials required by the offices situated in the Suburbs and to save considerable amount by way of transport which is being incurred at present in transport of materials from the Central Stores to the Suburbs, it has been now finally decided to open one Sub-Depot at Vikhroli on the Central Railways to serve Eastern Suburbs. The plot at Vikhroli is already in Municipal possession and detailed estimates for filling the plot and construction of compound wall has been approved by the Works Committee. The detailed estimate for provision of office, Godown building, etc., are under way.

LICENCE DEPARTMENT.

The number of permits and licences issued during the year was about 26,899 as against 40,451 during the previous year. These permits and licences realised about Rs. 11,506,31 as fees as against Rs. 12.04 lacs of the previous year. The outsatnding amount of licence fees amount to about Rs. 3,69,492 as against Rs. 1,25,781.00 during the previous year. Out of this outstanding amount, approximately 2,72,127 have been recovered and kept in deposit which are being adjusted in accounts. Thus the total licence fees will approximately amount to Rs. 14,22,757 as against Rs. 13,87,878 for the last year.

Hawker and Squatter Licences.

The total number of hawker and squatter licences issued during the year was 45,523 against 51,902 issued during the previous year. The fees realised were about Rs. 6,94,475 as against Rs. 5.74 lacs for the previous year.

Sky-signs and Advertisements.

The total number of permits issued for exhibiting sky-signs and other advertisements was 2,296 which realised Rs. 6,49,891 as revenue, while the corresponding figures for the previous year were about Rs. 2,896 and Rs. 6.20 lacs respectively. The ground rent recovered for advertisement sites was about Rs. 31,160. An amount of Rs. 4,055 received for ground rent is lying in deposit and the same is being adjusted.

During the year, the Licence Department instituted 3 956 prosecutions for the offences under Sections 394, 412-A, 328 and 328-A of the Bo-nay Municipal Corporation Act as against 4,476 prosecutions in the previous year. The total amount of fines inflicted was Rs. 24,676 as against Rs. 33,905 in the previous year.

Stall Boards and Projections.

Number of licences issued during the year was about 20,800. These licences realised about Rs. 8,56,370.13 as fees. The outstanding amount of fees amount to about Rs. 50,000.

SHOPS AND ESTABLISHMENTS.

Registration.—The total number of establishments in the City as on 31st March 1962 stood at 1,10,755 as against 1,08,950 on 31st March 1961 and the Registration fees, etc., amounted to Rs. 22,794.95 as against Rs. 18,550.13 for the preceding year.

Inspections and Prosecutions.—During the year under report, 99,636 visits were paid to the various establishments and 1,657 complaints were received, in addition to 35 complaints which were pending during the previous year. Investigations in respect of 1,689 complaints were made and with a view to enforcing the provisions of the Shops and Establishments Act more effectively, 482 mass raids were held. Of the 1,477 prosecutions pending at the close of the previous year and 5,768 launched during the year under report, 5,743 resulted in convictions, etc., and fines totalling Rs. 1,91,705.

Grant-in-Aid.—Grant-in-Aid of Rs. 2,51,595 was received from Government for the year 1961-62 for meeting part of expenditure incurred during the year 1960-61, while Rs. 18,550.13 were realised by way of registration, etc., fees during the same year (1960-61). The actual expenditure incurred on the administration of the Shops and Establishments Act and the Payment of Wages Act, during the year 1961-62 was Rs. 2,70,965.46 (exclusive of Provident Fund, leave contributions and supervision charges).

Paymet of Wages Act, 1936.—During the year under report, 195 complaints in respect of the Payment of Wages Act were received, of which 146 disputes between employers and employees were brought to an amicable settlement. It did not become necessary for the department to file any cases before the Authority under the Payment of Wages Act. In 4 cases out of the complaints received in this department, the complainants themselves had filed their petitions before the Authority under the Payment of Wages Act. In 7 cases, the complainants have filed their claims before the Commissioner of Labour. In 22 cases, investigations revealed that they were either fictitious or had no sufficient evidence documentary or otherwise, to facilitate action. 16 complaints were found to be either falling outside the purview of the act or information furnished by the complainants incomplete.

MARKETS AND SLAUGHTER HOUSES.

Receipts.—The total income from the Markets and Slaughter Houses was Rs. 57.96 lacs as against Rs. 58.91 lacs in the preceding year.

Municipal Markets.—The number of Municipal Markets in the year was 23 including the squatter area at Parel Village. The total receipts from the stallage charges, squatters fees scale shed fees and licence fees, etc., amounted to Rs. 37.47 lacs as against Rs. 35.56 lacs in the preceding year while the net receipts amounted to Rs. 26.19 lacs as against Rs. 25.19 lacs in the preceding year.

The average percentage of vacant stalls per quarter was 2.68 as against 3.47, 2.47 and 4.36 respectively in the preceding three years.

Private Markets and Outside Meat Shops.—The number of private markets during the year was 17 while the number of outside meat shops was 190. One more licence is granted for one outside shop for sale of fish. The licence fees realised therefrom were Rs. 1,20,040 and Rs. 19,400 respectively.

Unwholesome food and contraband meat destroyed.—The total quantity of unwholesome food such as meat, fish, fruits, vegetables, etc., and the contraband meat seized and destroyed was 3,52,769 kilograms as against 3,62,495 kilograms in the preceding year. In all 1,603 seizures were effected for illicit slaughter and prosecutions instituted resulting in conviction of 230 persons. The recovery of fines amounted to Rs. 10,890. The amount realised by selling the seized animals and skins etc., by auction was Rs. 3,829. The amount realised by way of penalty for importing animals into the city without permits was Rs. 1,165.

The slaughter, removal and other fees realised at the Bandra Slaughter House together with the slaughter fees etc., at the DeLisle Road Sheep Market and the Pig Slaughter House amounted to about Rs. 21 lacs.

MUNICIPAL PRINTING PRESS.

During the period under report, 81½ tons of paper were purchased from the Government and 132 tons from the market to meet the requirements of the various departments. The total number of printing jobs executed by the Press were 9,805 and the number of pages printed were 50,325 as against 9,160 and 59,264 pages in the preceding year, those for the B. E. S. & T. Undertaking accounting for 9 and 1,857 pages and 13 and 2,212 respectively.

The total quantity of paper consumed during the year under report was 177½ tons as against 215½ and 257¼ tons in the preceding two years.

The transactions of the Press for the year closed with a surplus of *Rs. 7592 on the total turnover of Rs. 14.60 lakhs against the surplus of Rs. 2,479 and turnover of Rs. 11.93 lakhs and Rs. 13.86 lakhs for the previous two years.

The Labour Staff as on 28th February 1962 consisted of 247 workers as against 252 and 267 on the same dates in the last two years.

K. E. M. HOSPITAL AND G. S. MEDICAL COLLEGE.

In order to provide more facilities to the patients two additional floors over the kitchen, one additional floor over the blood-bank and one additional floor over the Ward Nos. 17 and 18 were constructed to accommodate operation theatre, paying ward etc. Although the hospital has a capacity to accommodate 784 scheduled beds, the scheduled bed strength was increased from 704 in the last year to 756 beds only during the year under report. Owing to the dearth of trained nurses, all the wards could not be occupied. Separate wards for Plastic Surgery and Mental diseases have, however, been opened.

The total number of inpatients admitted during the year 1961 was 38,197 as against 33,859 in the previous year. The average number of patients in the hospital was 941 per day as against 919 in the year 1960. Contrary to the above, the average stay of the patient in the hospital was 8.96 days as against 9.90 days in the previous year. This clearly shows the improvement in the treatment given to the patients.

2,66,879 new patients attended the hospital during the year 1961 as against 2,35,249 in the previous year. The total number of out-patient attendance was 8,54,327 bringing the average daily attendance to 2,801 (inclusive of new cases, old cases and casualty cases) against the average daily attendance of 2,718 and 2,686 during previous two consecutive years.

A special clinic *viz.*, "Gastro-Intestinal Clinic" was opened at the Out-patients' Department for the benefit of the patients.

The number of operations performed on in-patients and on O. P. D. patients has also increased considerably.

There has been constant over-crowding in the hospital which was particularly marked in Children wards, Orthopaedic wards, Medical and Surgical wards for female patients.

The number of admissions in Physiotherapy School was increased from 15 to 20 students to meet the growing demand for Physiotherapists in the country. There was alround increase in the out-put of the work of Physiotherapy Centre and Occupationa Therapy Centre.

Number of trained nurses left the institution for better prospects due to which shortage of trained nurses was always felt. 43 student nurses passed the Junior Examination, 38 student nurses passed Senior Examination and 39 student nurses passed the Midwifery Examination.

562 patients were admitted in the Convalescent Home during the year 1961 as against 506 patients in the year 1960. The Physiotherapy Department and the Occupational Therapy Department were transferred from the hospital building to a portion in the Convalescent Home. Due to the vicinity of these two departments to the convalescent wards, it has been possible to treat more number of convalescent patients for their rehabilitation.

* The figure indicates working surplus. The work is charged on the basis of actual cost. The Press does not work with a view to making a profit.

The Central Clinical Laboratory rendered valuable services by carrying out 65,700 Laboratory investigations. The number of blood samples supplied for transfusion was 4,591. More number of voluntary blood donors came forward for donating their blood than what was anticipated.

The School Clinic worked satisfactorily. 2,350 new children and 15,339 old cases were treated during the year.

The Poor Box Charity Fund has made a satisfactory progress in giving helping hand to the sick and needy persons at the nick of time. Costly injections, patent medicines, blood transfusions, artificial limbs, spectacles were supplied at part cost and free of charges in some cases to the indoor patients.

Due to the increase in the departments, number of out-patients and indoor patients, the municipal budget provision was found short of the requirements and the grants had to be supplemented inspite of stringent economy observed.

SETH G. S. MEDICAL COLLEGE.

During the year under report 87 fresh students were admitted to the first year class. The total number of students on roll is 670 against 739 in the previous year.

Number of male students residing in the Hostel during the year was 386 while the number of lady students accommodated in the Lady Students' Hostel was 41. Income derived from the College and the Hostels by way of tuition fees, hostel rent etc., was Rs. 1,79,465.20 against Rs. 1,61,109.74 and Rs. 1,37,555.00, Rs. 1,48,698.00 in the previous three years while the total expenditure amounted to Rs. 8,09,926. (including payment of Dearness Allowance of Rs. 1,48,105) against Rs. 7,15,319, Rs. 5,13,094 and Rs. 9,62,792 in the preceeding three years. The income derived from and the expenditure incurred on the Hostels were Rs. 20,718 and Rs. 35,789 respectively, against Rs. 20,160 and Rs. 42,690 in the previous year. The gross and net cost per student worked out at Rs. 1652.90 and Rs. 1286.65 respectively, as against Rs. 2,400.97 and Rs. 1,999.20 in the previous year. The amount of fees received from the post-graduate students was Rs. 18,825 as against Rs. 20,573 in the previous year.

The different departments of the College and the Hospital, in addition to their normal teaching and departmental work, conducted various researches under the auspices of the Indian Council of Medical Research, Council of Scientific and Industrial Research, the K. E. M. Hospital and G.S. Medical College staff Research Society and through the help of some Pharmaceutical firms like Unichem Laboratories, Ciba Pharma Ltd., Dumex Private Ltd., Lederle Laboratories (India) Private Ltd.

Three members of the Hon. and Professorial staff who went on study tour abroad, visited various important Medical Institutions and have thus acquired further valuable knowledge in the latest development in the treatment of patients.

BAI YAMUNABAI L. NAIR CHARITABLE HOSPITAL.

1. The number of beds available for men, women and children during the year was 336. The total number of in-patients admitted during the year was 22,506 as against 20184 and 19,164 in the two previous years. Out of the total number of 22,910 in-patients (22,506 admitted during the year under report and 404 previous year's balance) 5,741 were cured, 11,733 were relieved, 3,632 either left the hospital against medical advice or were otherwise discharged and 1,382 died leaving a balance of 422 patients at the end of the year.

The maximum number of in-patients on any single day was 503 and the daily average worked out to 442.91. The average number of days each patient was resident was 7.18 against 7.64 in the previous year. The average cost per patient was Rs. 9.84 agaist Rs. 9.51 and Rs. 8.67 during the previous two years.

2. The total number of out-patients' attendance excluding casualty patients during the year was 3,10,102 against 3,10,482 of the previous year which gave a daily average of 1,116.50 against 1,087.51 of the previous year. The highest number of out-patient attendance on any one day was 1,694 as against 1,624 in the previous year.

3. The total number of operations performed on in-patients and out patienst during the year was 6,025 and 5,597 respectively as against 6,876 and 6,388 in the previous year.

4. The Out patient sections of the Department of Cardiology, Gastro-enterology, Preventive and Social Medicine and the Cardiovascular Research Centre, continued to work during the year under report.

5. The Poor Patients' Fund continued to provide deserving patients with such needy relief as could not ordinarily be given out of the Municipal Funds. The total amount of collection was Rs. 55,448 out of which the amount spent was Rs. 41,606 while contributions during the year by way of collections from out-patients and ward boxes amounted to Rs. 15,323.82

6. The Dr. Bhajekar Municipal Hospital at Khetwadi remained under the administrative supervision of the Dean, B. Y. L. Nair Charitable Hospital.

TOPIWALA NATIONAL MEDICAL COLLEGE

The College had 319 undergraduate students on the roll at the end of the year out of which 128 were women students. Besides there were 83 post-graduate students including 22 women students. 61 students passed at the final M.B.B.S, examination held during the year 1961 and 23 students at the various other examinations.

The total number of students residing in the hostel was 174 including N. H. Dental College students. Arrangements to accommodate the women students in the Grant Medical College Hostel were discontinued and 10 seats were made available in the G. S. Medical College Hostel during the year. The total expenditure incurred for the hostel was Rs. 25,168 while the income was Rs. 29,000.

THE NAIR HOSPITAL DENTAL COLLEGE

The College has 88 Dental Chairs, 52 Electric Dental Units, 4 well equipped Laboratories, 3 Dental X-Ray Units, 3 Micro-Surgical Units, 3 Nitrous Oxide Apparata, 6 Microscopes, 1 Cinema Projector, 1 Epidiascope, 1 fully equipped Operation Theatre and other equipment to give treatment on modern lines and also provide facilities for teaching Dentistry. There were 260 Students including 38 lady students on the Roll. 51 students including 5 Lady students appeared and passed the B.D.S. and M.D.S. Degree Examinations of the Bombay University. The admission standard for the students is Inter-Science (B-Group) Examination of the Bombay University or an examination equivalent to it and the course extends for over four years. The College also runs a Dental Clinic which treats patients at a Nominal Cost and supplies artificial teeth. The College has also started M.D.S. (Post-Graduate) Courses in Dentistry since June 1959 as per Government Scheme approved by the Corporation.

A Special department called Speech Therapy has also been started recently for treating the patients for all speech defects.

During the year 91,972 patients were treated as against 87,727 in the preceding year. The total expenditure incurred was Rs. 4,23,017.00 as against Rs. 4,21,798.00 in the previous year and the total revenue by way of fees from students and patients was Rs. 1,79,599.00 against Rs. 1,17,197.00 during the previous year.

The College has an Academic Council to look after the academic affairs. There is also an Advisory Dental Board which advises the Dean and the Municipal Commissioner in the policy to be followed by the College and in matters of Administration referred to them by the Dean or the Municipal Commissioner.

LOKMANYA TILAK MUNICIPAL GENERAL HOSPITAL.

The Scheduled bed accommodation of this Hospital was 370 beds. The beds were distributed as—310 for Non-Paying Patients, 50 for Paying Patients and 10 for the B. E. S. T. employees. 25,566 patients were admitted during the year as against 22,845, 22,926 and 21,561 during the preceding three years. The highest number of in-patients on a single day was 571. The daily average number of in-patients was 495.7 as against 460.5, 450.7 and 426.3 during the preceding three years, which indicates that more and more people are inclined to take treatment at the Institution. The average number of days each patient was a resident was 7.4 as against 7.3, 7.1 and 7.25 during the preceding three years.

The total number of in-patients treated was 26,044 including 478 of the previous year. Out of those 26,044 in-patients, 16,775 were treated for Medical, Surgical, Aural, Skin and Venereal Diseases, Dental, Ophthalmic, Paediatric and Psychiatic complaints and 9,269 for Maternity and Gynaec complaints.

The total number of operations performed on in-patients was 7,346 as against 7,820, 8,314 and 7,793 during the preceding three years. The average cost per in-patient on diet per day was Rs. 1.10 as against Rs. 1.05, Re. 0.99 and Rs. 1.04 during the preceding three years.

The total number of new out-patients was 1,51,850 with a daily average 494.6 as against 1,47,839/475.3, 1,43,776/462.30, 1,34,030/445.2, respectively during the preceding three years. The total number of out-patients attendance was 5.56 lacs with a daily average of 1,813.1 as against 5.89 lacs 1,896.8, 5.25 lacs 1,687.4, and 5.79 lacs 1,925, respectively during the last three years. The highest number of out-patient attendance on a single day was 2,935 as against 2,750, 2,823 and 2,602 during the preceding three years.

The total number of operations performed on out-patients was 8,195 as against 8,048, 7,862 and 6,770 in the preceding three years. 33,768 accident and other emergency cases were treated in the Casualty Department as against 28,495, 27,600 and 28,112 in the preceding three years.

The Paying Bed Scheme started from 1st September 1951 was working satisfactorily. The number of patients admitted in the General and Special Rooms during the year was 1,377 as against 1,639, 1,704 and 1,812 in the previous three years. 152 Major and 260 Minor Operations were performed on paying patients as against 237, 242 and 210 and 272, 343 and 357 respectively during the preceding three years.

1,29,479 investigations were carried out in the Department of Pathology and Bacteriology. Out of which 54,963 were carried out on out-patients and 73,356 were carried out on in-patients and 1,160 were carried out for K. B. Bhabha Hospital Bandra. 394 autopsis were performed during the year.

The Hospital has a Library with latest publications of various branches in medical sciences. 32 new books on medical subjects were added to the Library during the year under report, bringing the total number of books to 803.

The Poor Box Fund at the close of the year amounted to Rs. 67,632.74 as against Rs. 69,825.69 during the last year. A sum of Rs. 36,193.07 was collected from the charity boxes and by way of donations, sales of drugs, etc., and the expenditure under Poor Box amounted to Rs. 38,886.02. A balance of Rs. 67,632.74 remained in the Poor Box Fund at the close of the year.

Nurses Training School.— 45 Student Nurses were admitted for training in General Nursing course and 38 students were admitted for Midwifery Course. 38 students were sent up for examination in General Nursing and 38 nurses in Midwifery Examination and 36 and 5 were declared successful.

The Hospital continued to be attached to the T. N. M. College for clinical instructions to under graduate students. The Hospital is affiliated to the University of Bombay for post-graduate as well as undergraduate studies.

The hospital is also affiliated to the College of Physicians and Surgeons of Bombay for post-graduate studies. Post graduate students are admitted for hospital practice on payment of Rs. 25.00 per head per mensem.

The staff of Department of Anaesthesia working in collaboration with the department of Surgery, E. N. T. Midwifery and Gynaecology, Psychiatry, etc., gave anesthesia in 11,078 cases during the year under report.

GROUP OF T. B. HOSPITALS SEWRI.

The total number of beds at Group of T. B. Hospitals, Sewri was 458 (262 for males and 196 for females). The total number of patients in the various stages of pulmonary tuberculosis treated during the year was 3,614. Out of these 2,579 were discharged as improved, 77 as not improved, 41 as non tuberculosis cases, 248 left against medical advice, 221 died and 414 remained under treatment at the close of the year. Mortality figure revealed high incidence in the age group of 25-35 years. Ratio of deaths per cent. to total treated was 7.07. 579 operations in various stages were performed during the year.

Discharged patients who required A. P. and P. P. Refills were permitted to continue subsequent refills either at any one of the Municipal T. B. Clinics or at A. P. and P. P. Refills centre at G. T. B. Hospital according to the convenience of the patients. 9079 refills were given in the out-patient centre and 2,255 P. P. refills in the wards to the indoor patients.

Total expenditure incurred during the year on Group of T. B. Hospitals, Sewri, was Rs. 15.21 lacs. The average expenditure per patient per day was Rs. 9.57. Expenditure on diet per patient per day was Rs. 2.08.

For 200 beds reserved at Sarvodaya Hospital, Ghatkopar the Corporation had paid Rs. 5 per patient per day to the Managing Trustees of the Sarvodaya Hospital. 3,000 injections per month were supplied by the Corporation for the use of the patients at the Sarvodaya Hospital.

At the Isolation Centre, Dadar, 350 cases were admitted and treated during the year. Out of which 115 cases were discharged, as improved, 107 left against medical advice, 49 died and 79 remained under the treatment at the close of the year.

All the four clinics were managed by qualified staff and were equipped with X-Ray and Laboratory facilities for treatment of T. B. patients.

Poor Box Collection including fees for medical certificate was Rs. 30,326 which was spent for the benefit of the poor and needy patients and meeting other expenses. A donation of Rs. 1,868 was received during the year.

EDUCATION DEPARTMENT

Education.

At the close of the year, there were 3,49,454 pupils in 624 schools and 117 classes in Greater Bombay, the number in the City being 2,38,866 in 391 schools and 56 classes, in the Suburbs 84,904 in 172 schools and 40 classes and in the Extended Suburbs 25,684 in 61 schools and 21 classes. The corresponding figures for the previous year was 3,33,066 pupils in 572 schools and 124 classes which was made up of 2,35,180 pupils in 378 schools and 49 classes in the City, 76,508 pupils in 153 schools and 47 classes in the Suburbs and 21,378 pupils in 41 schools and 28 classes in the Extended Suburbs. It will thus be seen that there was a net increase of 16,388 pupils in Greater Bombay during the year. The highest number of pupils on roll was 3,78,375 at the end of August 1961. The number came down to 3,49,454 at the end March 1962. The average attendance of pupils throughout the year was 3,11,937 as against 2,90,929 in the previous year. The total number of teachers in the Municipal Schools at the end of the year was 9,127 out of whom 8,803 were ordinary teachers and 324 were Sepcial Teachers as against 8,403 teachers out of whom, 8097 were ordinary and 306 special teachers in the preceding year. Out of 8,803 ordinary teachers, 8,202 were trained as against 7,311 out of 8,097 in the previous year. Thus the percentage of trained teachers was 93.17 as against 90.29 in the preceding year.

The requirements of teachers are assessed as per class-room formula, as adopted by the Education Committee.

The Supervision of Municipal Schools continued to be attended to by the Education Officer, the Superintendents and the Supervising Officers of the Department by paying Educational and Surprise visits to schools.

The new set up of school administration started last year, with the formation of Divisions and Beats in different localities in Greater Bombay, worked well, during the year, under report.

During the year the Syllabus of Studies was divided month by month for the guidance of teachers and for facilitating gradual completion of studies in time as per Schedule. Teaching Aids on different subjects were supplied to the schools in order to make teaching more interesting.

Since this year, a system of taking quarterly tests of pupils of all standards was introduced, instead of a practice hitherto followed of taking monthly tests for Upper Primary Classes and weekly tests for Lower Primary Classes.

In all 16,687 pupils from Municipal Schools appeared for the Primary School Certificate Examination, 1962 and 7,583 of them were declared successful.

As per the decision of the State Government the teaching of English in Upper Primary Standards was introduced in our schools since last year. Refresher Courses for the benefit of the teachers teaching English language have been started during the year under report.

Some of the main factors which hampered, *inter alia*, the progress of pupils were largeness of certain classes, lack of suitable buildings, inadequate facilities to pupils to study at home, economic conditions of the parents and holding the schools with shorter sessions for want of accommodation and paucity of funds.

Schools with big class-rooms sometimes had 60 to 65 pupils in a class rendering it unwieldy and unmanageable for the teachers. The standard of education thus suffers and especially it is so in the case of schools run in hired residential premises. The evils of Double Sessions, etc., raised the question of adequate accommodation for schools and it is hoped that an exhaustive programme of new building construction which has now been taken up would improve the situation to a large extent in a few years.

The number of Municipal-owned school buildings at the end of the year was 126 (46 were in the City, 50 in the Suburbs and 30 in the Extended Suburban area) in which 262 schools were housed. 464 Schools were housed in rented buildings and 15 Schools were held in rent-free buildings.

The unsatisfactory condition of rented buildings continued to be a great handicap especially for want of proper and timely repairs on the part of the reluctant landlords. Though the Department is alive to the urgency of the problem, much still is required to be done in this direction and it is hoped that better results would be shown in this matter in the next few years.

Besides, imparting education in the three R's the Corporation also imparts Vocational Education. There were 23 Vocational Classes in 11 Vocational Schools which prepare pupils for Primary School Certificate Examination with the subject of Craft as one of the ocmpulsory subjects. Carpentry and Tailoring are also taught in the schools. Other subjects taught are Sewing, Embroidery, Tailoring, Printing, Book-binding, Repairing of Clocks, Sign-Board Painting and Carpet Weaving.

The R. C. Urdu Training Institute for Women and the Municipal Urdu Training Class continued to function as usual.

The Municipal Gujarati Teachers' Training Class, started from July 1958, was discontinued from June 1961.

At the close of the year, there were 348 Aided Schools in Greater Bombay (227 in the City, 77 in the Suburbs and 44 in the Extended Suburbs) as against 343 in the previous year. The number of teachers in Aided Schools was 3,482 (2,965 ordinary and 517 special) imparting education to 1,04,595 pupils as against 3,482 teachers (2,789 ordinary and 535 special) imparting education to 1,00,402 pupils in the previous year.

The number of Recognised Schools not recieving Grant-in-Aid was 122 with 942 teachers imparting education to 23,908 pupils as against 837 teachers imparting education to 20,908 pupils in 107 schools, in the previous year.

The total amounts of Grants recommended for payment to Aided Schools was Rs. 5,29,846 for the City and Suburban Schools and Rs. 74,772 for Extended Suburban Schools.

The average cost per pupil calculated on the average number of pupils on roll in the Aided Schools worked out to Rs. 5.81 in the City and Suburbs and Rs. 5.57 in the Extended Suburbs.

A revised Grant-in-Aid Code, which was finalised by the Education Committee and the Corporation will be put into force after obtaining sanction of the State Government, which is awaited.

Physical Education was imparted in almost all schools on the lines of the curriculum laid down by Government with suitable modifications. The number of pupils taking Physical Education in Greater Bombay was 3,45,009 out of total number of pupils of 3,49,454. Four Mass Drill Displays were held—two in City and one each in the

Suburbs and Extended Suburbs. Annual Sports were also held as usual. To train the teachers in the Physical Education, Physical Training Class was held at Gilder Tank and 81 teachers took the benefit of it.

On request being made by the State Government to give an item of Mass Drill Demonstration on the day of Children's Day (14th November) a Demonstration was organised at Parel wherein about 2,000 Municipal school children took part.

The Municipal Boy Scout and Girl Guide Association continued their activities vigorously as before. The usual activities such as week-end camps, social work, etc., were carried out during the year. The National Scout Week and the Annual Scout Sports and Rally were also held as usual. Patrol Leaders' Training Camps for Scouts and Guides were organised during the year under report.

Information regarding the work done by the Research Unit is given in the report of the Research Officer, printed separately.

During the year, the Central Library for teachers contained 21,091 books and a good number of teachers took advantage of the same. The daily average attendance in the Library was satisfactory.

The School Health Service under the Executive Health Officer was continued as before for the benefit of the children of Municipal Primary Schools, a detailed report of which is given in the report of the Health Department, printed separately.

Various extra-curricular activities such as Sharad Utsav, School Anniversaries, Excursions, were carried on as usual during the year under report.

The average yearly cost per pupil in Municipal Schools calculated on the number of pupils on Roll was Rs. 83.22 in City and Suburbs and Rs. 55,46 in the Extended Suburbs.

THE RESEARCH UNIT (EDUCATION)

The Research Officer carried out the following studies during the year 1961-62 :

(1) A longitudinal study of wastage and stagnation spread over 8 years was continued with special reference to :—

(*a*) Incidence of failures in different school subjects.

(*b*) Relation between failure and dropping out of school.

(*c*) Relation between failure and attendance.

(2) The programme of Intelligence Testing in the selection and recruitment of Primary Teachers was continued during the year. A comparative study was undertaken to find the relationship between the performance of teachers in the tests and their over-all teaching work as rated by the officers of theResearch Unit and the Supervisory Officers and Head Teachers.

(3) A comparative study of the achievement of children studying in Municipal schools in sessions of different durations was undertaken. A random sampling of about 2,600 children studying in 63 divisions in 20 Marathi and Gujarati schools was selected for study. The study concentrated on three areas of learning, *viz.*, (1) Reading and Comprehension, (2) Writing, and (3) Arithmetic.

Investigation is over. Analysis of various factors like duration of teaching time, Teacher-pupil ratio, part of the day when schools meet, has laid to several far reaching conclusions.

The pamphlets on 'Teaching Standard I' and the 'Teaching of Composition in Hindi, Urdu, Marathi and Gujarati have been prepare d for publication and distribution to schools.

The Research Advisory Committee has approved that the following projects which are under study, should be continued for the year 1962-63 :—

(*i*) Longitudinal study of wastage and stagnation.

(*ii*) Experiments in teaching in selected experimental schools.

(*iii*) Progressive introduction of activity methods in teaching Standard I and Standard II.

(*iv*) Study designed to raise the standard of achievement at different levels.

The investigation is based on the critical study of examinations by reassessment of answer papers.

(4) Besides the above, the following new projects have also been recommended for study :—

(*a*) study designed to minimize the extent of failures in Stds. I, II and III by evolving more effective methods of teaching and by starting parallel classes for childrer who fail.

(*b*) An experiment to study the reading habits and interests of children.

(c) Preparation of graded assignments in Arithmetic for children in Stds. II and III.

PUBLIC HEALTH DEPARTMENT;

Area and Population.—The vital statistical rates in this report are based on the 1961 mid-year estimated population figure *viz.*, 27,87,000. The population as per 1961 Census was 27,71,933. The area of the city is 26,189 square miles (16,751.42 acres) with the population density of 165 per acre.

VITAL STATISTICS

Birth and Death Registration.—74,706 live-births and 32,506 deaths were registered during the year. The rates of births and deaths per 1000 of the mid-year estimated population were 26.8 and 11.7 respectively and they were 26.9 and 11.7 per 1000 of the census population. Still-births totalled 3,094 *i.e.*, 4.14 per cent. of the live births.

Infant Mortality numbered 8,452 which was 700 more than that in the preceding year. The infantile death rate (per 1,000 live births registered) was 113.1. Excluding the deaths of out-born infants, the infant mortality rate was 103.9. Diseases of the respiratory system, infantile debility and premature births caused 6,430 or 75.0 per cent. of the infantile deaths.

Maternal and Child Welfare Service was rendered through the six Municipal Maternity Homes in the city with their 6 main and 10 subsidiary clinics. Each subsidiary clinic worked two days every week and six main clinics worked thrice every week. The maternity and child welfare unit at Dharavi was conducted by 2 Resident Health Visitors under the supervision of the medical officer, Cadell Road Maternity Home.

The heavy demand on the bed accommodation caused, as before, some overcrowding of maternity cases during the peak season.

The 24 health visitors of this Service paid 44,760 domiciliary visits in their respective districts and conducted 12 confinements at homes during the year, while the medical officers personally visited 2,209 cases.

The number of confinements that took place in the 6 Municipal Maternity Homes having a total of 164 beds was 12,184 *i.e.*, 15.0 per cent. of the total confinements in the city during the year.

The city has a total of 2,783 maternity beds in the various institutions, of which 164 *i.e.*, 5.9 per cent. are in the Municipal institutions.

B. C. G. Vaccination was given to 7,359 new-born babies at the 6 Maternity homes.

The Maternal Mortality rate was 1.6 as against 1.5 in the preceding year.

Birth spacing on medical grounds.—The total attendance at the 20 Family planning clinics was 4,056. 2,804 women were given advice and were supplied appliances free of charge.

Infectious Diseases.

The incidence of Smallpox showed an increase from November 1960 and continued to rise till April 1961. Subsequently the degree of incidence was lessened and between September and December 1961 no case of smallpox was reported.

A total of 6,935 of Infectious diseases cases were reported as against 12,982 in the preceding year.

Plague and Cholera were absent. Smallpox caused 2,759 attacks (including 56 cases originating in other local areas of India) and 1,192 deaths, and Enteric Fever caused 704 attacks (including 34 cases originating in other local areas of India) and 107 deaths, while Diphtheria caused 1,488 attacks (including 102 cases originating in other local areas of India) and 91 deaths.

Immunization.—During the year 27,216 persons were inoculated against Cholera and 2,89,044 against enteric fever. Primary Vaccinations and re-vaccinations done against smallpox were 66,952 and 13,20,365 respectively, as against 76,832 and 5,15,622 respectively in the preceding year.

Isolation.—The total number of patients admitted in the Kasturba Hospital for infectious diseases, Arthur Road was 25,073. The daily average bed-occupancy was 591.

Leprosy.—The control of leprosy in the city is exercised through the Acworth Leprosy Home, Wadala. This includes an outpatient clinic, the cost of conducting which is chiefly borne by this Municipality. The Home has accommodation for 500 in-patients.

The average daily attendance of patients at the out-patient clinic was 209.7 and the number of new patients treated during the year was 3,182.

Contact Examination.—2,662 contacts were examined at their homes and 1,175 were persuaded to attend the clinic where they were further examined. 58 of the contacts were discovered to have leprosy lesions and 6,976 who interrupted treatment at the clinic were persuaded to resume treatment. In all, 10,246 domiciliary visits (first 1392 and subsequent 8854) were paid by the health visitors during the year. Case detection was also done at the Municipal free dispensaries. The Eight centres, 5 opened on 1st November 1955, 2 on 1st May 1958 and one on 1st October 1961, under the Greater Bombay Leprosy Control Scheme, including four in the Suburbs, continued to function as diagnostic and treatment centres.

Malaria was registered as the cause of 1 death as against 1 in the preceding year and the number of persons 'treated for Malaria' at the municipal dispensaries was *nil* as against 5 in the preceding year.

Tuberculosis took a toll of 2,303 lives and the death rate of T. B. was 0.8 per 1000 of population.

Venereal Diseases.—A total of 19,473 venereal cases were treated (males 17,029 and females 2,444). During the year, 28,629 persons attended the two prophylaxis centres. The average daily attendance for treatment and prophylaxis at the clinic was 887.8.

Medical Relief.—The number of new cases treated at the 27 dispensaries and one mobile dispensary unit was 6,03,278 as against 5,86,645 in the preceding year. The total attendance numbered 23,79,160 as against 24,32,230 in the preceding year. Dispensaries for women and children were conducted by three part-time lady doctors at 6 general dispensaries, each thrice a week. The number of new cases treated at these dispensaries was 4,789 as against 4,718 in the preceding year. The total attendance of patients was 31,787.

The Bai Lingubai Eye Dispensary was conducted at Kamathipura along with the Bhoomaya Poshety Asharol Free Ophthalmic Hospital. The hospital has an accommodation of 12 beds, 6 for males and 6 for females, and also a modest yet well equipped operation theatre. The total number of new cases treated during the year was 14,248 including 374 in-patients. The total attendance of patients was 95,657.

Health Education and Propaganda.—This was carried out by the Public Relations Officer, through all modern publicity media. The details are mentioned in that officer's report.

School Health Work.—In all, 39,221 children, (21,098 boys and 18,115 girls and 8 special cases) were medically examined. Of these 31,584 were found to have one or more ailments. Of the total defects found, 25.30 per cent. were 'general debility' 24.71 per cent. 'dental defects', 19.51 per cent. 'Enlarged lymphatic glands', 14.50 per cent. 'throat troubles', 3.87 per cent. 'skin diseases', 0.89 per cent. 'eye troubles' and a small per cent. 'defective vision', 'defect in nose', etc.

The total number of cases of school children treated at the School Clinic at the K. E. M. Hospital was 14,354 out of which 1,940 were new cases and 12,414 repeated cases.

All the Municipal schools were supplied with the sets of emergency outfit. 210 pupils with errors of refraction were supplied with appropriate pairs of spectacles free of charge. 23 children suffering from leprosy were disallowed from attending schools. 555 children suffering from other skin diseases such as scabies, ring-worm, etc. were treated in schools.

Talks on different health subjects were given by the school medical officers and school health nurses.

A daily free milk feed of 6 ounces of pasteurized toned milk along with snacks was given to 53,120 weak and undernourished children on every school working day for about 6 months during the year. The scheme could not be put into operation for the remaining period on account of either vacations or non-supply of milk. Powder milk donated by the Lions Club of Bombay was given to the pupils from the Colaba Group of Schools who were not covered under the Milk Scheme.

Food Sanitation.—The number of inspections made during the year by the inspectorial staff of the health department at the premises of milch cattle stables, dairies and milk shops, eating houses, aerated water works and other premises where food is prepared and/or sold was 1986, 10762, 56570, 1030 and 11612 respectively. 2,947 persons importing milk in the city were checked, of whom 210 were found to have no licence and 283 were found carrying milk in cans without covers. Besides, 260 were found with grass rings in their milk vessels, and statutory action was taken against all of them.

Prosecutions were instituted in 68 cases of hawkers found selling milk in streets without licence. The total number of persons prosecuted for conducting milk shops without licence and those for breaches of the milkshop licence conditions was 1,256 as against 300 in the previous year. The mobile food-raid squad continued to take samples of milk and food-stuffs by surprise. Prosecutions were launched in respect of 2,476 samples of milk and food stuffs, found adulterated, out of the total of 3,353 samples taken by the squad during the year. The Mobile Squad carried out 4,109 inspections of dairies, milk-shops, eating houses, etc., destroyed 4,142 lbs. of exposed and unwholesome food and instituted prosecutions in 167 cases for exposing food.

Municipal Laboratory.—28,349 samples were examined during the year as against 29,640 in the preceding year. Of these, 16,884 were examined chemically, 6,458 clinically and 15,007 bacteriologically. The samples examined chemically included 9,147 of milk and curd, 120 of ghee, 1,463 of butter and 3,408 of other articles of food. Out of the samples examined under the Prevention of Food Adulteration Act, 1954, 5,829 samples of milk and curd, 883 of ghee and butter, 115 of oils, 94 of prepared tea and 1,121 of other food articles were found non genuine resulting in prosecutions and conviction of the offenders.

LEGAL DEPARTMENT

During the year under report the Department continued to attend to contested matters and other proceedings in the High Court, City Civil Court, Small Causes Court and Police Courts. During the year, the Department received 13,337 files, addressed 1569 letters to outside parties or their legal advisers and gave advice on 124 documents. Corresponding figures for the preceding year were 14556 files, 1884 letters and 56 documents. The report contains figures of High Court Suits as well as number of documents such as conveyances, etc., that were completed.

The income by way of costs recovered amounted to about Rs. 10,580 and the expenditure to about Rs. 1,31,083.00.

LABOUR DEPARTMENT

The Labour Department looked into the grievances of the staff comprising of about 200 categories pertaining to recruitment, retrenchment, transfers, increments, P. F. Claims etc. Out of 2361 total grievances 1550 were redressed, 725 were found not genuine cases, and 86 were pending at the end of the year. During the year the Municipality had to deal with 15 recognised Unions. With a view to promote cordial relations between the staff and the Administration, Joint Councils representing labour staff, functioned in 20 departments. The scope of the work of these councils was wide enough to allow discussions on various matters pertaining to the grievances of the staff and the conditions of service. 13 Peshi Committees to enquire into the misconduct of employees were in existence in Hospitals and Maternity Homes. A four stage grievance procedure had also been introduced in all departments to redress the grievances of the employees. The Grievance Committee consisted of the representatives of the labour and the management. Rs. 18,500.00 were awarded to the Municipal employees under the scheme for granting scholarships to the children of Municipal employees. An amount of Rs. 20,000 was given to employees as aid under the Scheme of Medical Assistance. There were 27 Welfare Centres. The recreational, educational and other cultural activities organized by the Welfare Branch of the Department for the benefit of employees and their dependents were continued more vigorously in the year under report. The Maternity Unit attached to the Chembur Welfare Centre continued to do useful work under a qualified Lady Doctor and Medical treatment, wherever necessary, was given.

Labour Relations : The Municipal Mazdoor Union, Bombay Municipal Subordinate Staff Union, Executive Staff Union, Health visitors Association, Engineers Union etc., referred diff rent disputes regarding terms and service conditions etc. to the Conciliation Officer. Other recognised Unions have also put some demands which are under consideration and discussions. Relations with Labour were peaceful.

PUBLIC RELATIONS DEPARTMENT.

Public Relations Department disseminated knowledge on health, hygiene and cleaner living among the citizens through popular media of propoganda such as posters, leaflets, health exhibitions, film shows, cleansing campaigns, talks, etc., in performance of normal duties. For effecting publicity it released from time to time, press notes about new amenities and activities of various departments of the Corporation and helped the Public Health Department, in its drives against communicable diseases and exposed food. It also participated in various celebrations such as World Health Day, Social Education Week, Republic Day Celebrations and in observance of weeks like Family Planning Week, Anti-T.B. Week, etc., organised by Government, Semi-Government and Social bodies. In addition, advantage was taken of carrying out educative health and hygiene propoganda during annual fairs held in the City and Suburbs.

M. G. M. O. SWIMMING POOL.

Junior and Senior Championships in Aquatics conducted by the Maharashtra State Aquatic Association, Inter Collegiate Championship, Central Railway Annual Championship, etc., were held at the Pool during 1961-62.

IX Anniversary Day of the Swimming Pool was observed on 27-4-1961 with aquatic competitions open for the members of the Pool only. M. G. M. O. Water Polo League Matches were played and the M. G. M. O. Water Polo Team won the championship for the first time in the year 1961-62. The team was awarded Mrs. Avan K. Golwalla Trophy for water polo. Annual Long Distance Sea Race was held during the 2nd half of the year 1961-62 for the members of the Pool only.

In all 7 polio crippled children including 3 old cases availed of the facilities of free swimming. Four Educational institutions, *viz.*, (1) The Christ Church High School, (2) Scottish Orphanage High School, (3) St. Mary's High School, (4) Sarla Sarjan High School reserved the Pool for their students at special concessional rate of Rs. 100 per month for 2 hours a week.

Private reservation of the Pool was for 296 hours which contributed to the revenue to the extent of Rs. 7,365.

The Pool was reserved for the Maharashtra State Aquatic Association and the University of Bombay for their competitions, free of charge.

8 Members of the Pool were included in the Bombay Aquatic Team for the National Championship held at New Delhi in October 1961.

The Pool was closed for swimming from 30-6-1961 to 5-7-1961 for cleaning the Pool.

The collection of fees, etc., was Rs. 1,41,065 as against Rs. 1,61,557 during the preceding year, which included Rs. 34,376 by adjustment of old accounts prior to 1955.

ADMINISTRATIVE OFFICER (Enquiries)

Investigations were carried out in 881 cases of various nature such as alleged demand and acceptance of illegal gratification, theft of Municipal property, Misconduct, Misbehaviour Acts of commission and omission on the part of Municipal staff, breaches of provisions of Municipal by-laws, infringement of licence conditions etc. In 245 cases punishments varying from dismissal to mere warnings were meted out to erring employees, 247 cases were sent to various Municipal departments for taking necessary action in the matter, 203 cases were filed as the allegations made in the complaints were found to be false and malicious. In the rest of the cases, the inquiries are in progress.

Total No. of cases in which different punishments were given is 245 cases.

Serial No.	Nature of Punishment.		No. of cases.
1	Dismissal	...	9
2	Removal from Service	...	21
3	Termination of Service	...	1
4	Resignation accepted	...	1
5	Debarring from promotions	...	1
6	Withholding of increments	...	79
7	Fines imposed	...	38
8	Warnings	...	82
9	Recoveries made for loss of Municipal properties	...	13
		Total ...	245

Test check of dead stock, consumable stores, verification of plant and machinery etc., in charge of different Municipal Departments was done during the year by actual visits to 275 offices, sub-offices, depots, chowkies etc., and 342 schools in the City, Suburbs and Extended Suburbs.

Miscellaneous proposals such as purchase of furniture and equipment fixing or revising securities of certain posts, supply of clothing and uniform to staff, writing off unserviceable articles, verification of recoveries of Municipal dues from P.F. Claims, scrutiny of audit note replies, scruitiny of telephone proposals etc., were attended to in 1077 cases. 636 surprise visits were paid to various offices, sub-offices, Departmental and Contract Works etc., for checking the attendance of staff and checking stock of cement. 291 sales of Municipal property, sales of rights, sales of unserviceable record, waste-paper etc., were also attended.

ORGANIZATION AND METHODS DIVISION

The O. & M. Divison was mainly busy with the introduction & supervision of office procedure and was also entrusted with the work of preparation of a Manual of the Education Department, standardisation of Forms and reorganization of Record Branches.

THE BOMBAY CIVIC JOURNAL.

The Bombay Civic Journal completed 8 years in March 1962. Besides the Annual Number published in April 1961, special numbers such as Independence Day Number and Republic Day Number were brought out in August 1961 and January 1962 respectively. In addition to this the September and November 1961, February and March 1962 issues were devoted to specific topics. Efforts are being made to enhance the appeal and utility of the Journal to the general public without departing from the chief objective of the Journal, which is the promotion of civic enlightenment.

Industrial Relations.

There were no occasions on which the provisions of the Bombay Municipal Servant's Act, 1890 had to be brought into effect.

A strike notice was served by the Municipal Mazdoor Union on 29th December 1960 regarding reorganization, retrenchment, reversion, etc., in different municipal departments and Conciliation Proceedings were started before Shri B. L.Shelke,Conciliation Officer and are pending before him. Similar dispute was raised by the Municipal Subordinate Staff Union and the same was admitted into conciliation.

A. U. SHAIKH,
Municipal Commissioner
for Greater Bombay

FINANCIAL

No. F.D.T./2261/of 14-9-62

Report from the Chief Accountant on the accounts of the General Municipal Administration, the Improvement Schemes and the Education Fund for the year 1961-62.

GENERAL MUNICIPAL ADMINISTRATION

2. The following statement summaries the transactions for the year pertaining to Revenue and the actuals for the preceding year:—

	1961-62			Actuals for 1960-61.
	Budget Estimates.	Revised Estimates.	Actuals.	
	Rs.	Rs.	Rs.	Rs.
Opening Balance ...	1,46,18,000	2,02,00,836	2,02,00,836	71,39,792
Income ...	14,80,19,922	15,28,76,782	15,32,92,261	14,23,42,848
Expenditure— ...	14,19,43,141	16,03,10,186	14,89,49,164	12,88,26,371
	60,76,781 (Surplus)	74,33,404 (Deficit)	43,43,097 (Surplus)	1,35,16,477 (Surplus)
Balance ...	2,06,94,781	1,27,67,432	2,45,43,933	2,06,56,269
Add—Recoupment of advance made from the Surplus Cash Balance for purchase of Capital Stores during 1960-61 ...		61,86,489	61,86,489	53,01,003
Total ...		1,89,53,921	3,07,30,422	2,59,57,272
Reservation for Advance *vide* para 2 ...		37,31,921	77,81,926	57,56,436
Closing Balance ...	2,06,94,781	1,52,22,000	2,29,48,496	2,02,00,836

2. The details of reservation of Advances, etc.:

	Rs.	Rs.
Increases in—		
Contribution towards Improvement Scheme ...	2,91,860	
Capital stores Balance (still to be recouped)	9,22,915	
Miscellaneous Advances, Outstanding ...	4,96,916	
Renewed grants	64,78,695	
Total ...		81,90,386
Deduct—		
Decrease in Reserve Stores Balance ...		4,08,460
Net Increase		77,81,926

3. The net unhypothecated Surplus Cash Balance on 31st March 1962 was as under:—

	Rs.		
Reserve Stock (including Foras Road Stock and Line Suspense Account). ...	43,92,577	Surplus Revenue Fund as per Appendix No. 2	4,51,66,029
Capital Stores including Foras Road (to be recouped). ...	9,22,915		
Advance for Plant and Machinery ...	23,51,190		
Miscellaneous Advances ...	1,45,50,851		
Minimum required by law ...	1,00,000		
Surplus Cash Balance ...	2,28,48,496		
Total ...	4,51,66,029	Totol ...	4,51,66,029

4. The Opening and Closing Reserve Stores (including Capital Stores) Balances for the year 1961-62 are compared below:—

		Opening Balance.	Closing Balance.	Increase Decrease.
		Rs.	Rs.	Rs.
Serviceable Stores				
Reserve Stores	...	43,52,468	39,71,224	—3,81,244
Reserve Stores (Foras Road Depot)	...	3,59,863	3,33,336	—26,527
Line Suspense Account	...	88,705	88,017	— 688
Capital Stores	...	3,47,48,743	3,56,48,911	+9,00,168
Capital Stores (Foras Road Depot)	...	26,459	49,206	+22,747

5. The loan liabilities at the beginning and at the en d of the year were as under:—

Outstanding bebt on 1st April 1961.	Loans raised during the year.	Repayment during the year.	Oustanding debt on 31st March 1962
Rs.	Rs.	Rs.	Rs.
45,14,86,062	2,93,77,501	66,48,434	47,42,15,129

The details of the loans raised are as stated below:—

(1) Rs.	55,00,000	Being the loan of Rs. 55,00,000 issued at a discount of 75 nP. with currency of 12 years at 4 1/4 percent. interest raised by public subscription out of Rs. 330 lakhs loan sanctioned under Corporation Resolution No. 303 dated the 10th October 1961 and G. R. No. LON 3261/2153-C-IX dated the 7th October 1961. The provision of Sinking Fund is sanctioned on 12 years basis at 3½ per cent.
(2) Rs.	2,25,00,000	Being the loan isued at par at 4¼ per cent. interest with a currency of 25 years raised internally as sanctioned under C. R. No. 303 of 10-10-1961 and G. R.No. LON 3261-2153-C-IX of 7-10-1961.
(3) Rs.	13,77,501	Being advances from special funds for purchase of Plant and Machinery repayable by annual equated instalment in five years at 4¼ per cent. interest per annum.
	2,93,77,501	

The repayments during the year were as under:—

(1) Rs.	51,47,840	Repaid to Government on the basis of payment from Revenue in respect of Advances taken from them.
(2) Rs.	22,000	Repaid to Debenture holders out of Sinking Fund Investment.
(3) Rs.	14,78,594	Repaid to different Special Funds out of Revenue on the basis of equated payments.
Rs.	66,48,434	

The position of the Sinking Fund is shown below:—

Amount of Fund on 1st April 1961	Interest etc. received.	Sinking Fund Instalments.	Total.	Withdrawn for payment of loans.	Amount of Funds on 31st March 1962
Rs.	Rs.	Rs.	Rs.	Rs.	Rs.
11,06,24,257	41,22,312	2,19,30,012	13,66,76,581	22,000	13,66,54,581

The value of securities held in the Sinking Fund Account on the basis of market rates prevailing on 31st March 1962 including accrued interest and Cash exceeded the actuarial amount of the Sinking Fund by Rs. 2,30,380 which is held in the Sinking Fund Account.

6. A detailed comparison between the Budget and Revised Estimates and the actuals will be found in Appendix No. 3. The estimated income for the year was Rs. 14,80,19,122 and Revised Estimates was Rs. 15,28,76,782. The actuals amounted to Rs. 15,32,92,261 resulting in an increase of Rs. 52,72,339 on the Budget Estimates and I crease of Rs. 4,15,479 on the Revised Estimate. The details of increase and decrease are given in Statement 'A'.

7. The position as regards income from General Tax, Water and Halalkhore Tax will be seen from the statement below :—

	1961-62	1960-61	Increase.
	Rs.	Rs.	Rs.
(1) General Tax at 19 3/4 per cent. (including Fire Tax) Total Collection booked ...	5,55,68,702	5,53,69,239	...
Deduct—Recoveries for previous year* ...	1,33,54,309	1,64,72,282	...
	4,22,14,393	3,88,96,957	...
Add.—Outstanding for the year at the colse of the year* ...	1,84,70,920	1,89,10,940	...
Total ...	6,06,85,313	5,78,07,897	...
(2) Water Tax at 4½ per cent. and water charges by meter measurements and at compounded rates—			
Total—Collection booked ...	72,61,592	3,56,85,344	...
Deduct—Recoveries for previous year* ...	1,04,83,058	1,35,22,711	...
Total ...	67,78,534	2,21,62,633	...
Add.—Oustanding for the year at the close of the year* ...	1,03,46,254	1,09,55,848	...
Total ...	3,71,24,788	3,31,18,481	...
(3) Halalkhore Tax at 3 1/2 per cent. and for Special services—			
Total—Collection booked ...	1,02,85,623	1,05,68,872	...
Deduct—Recoveries for previous year ...	27,36,576	33,10,928	...
Total ...	75,49,047	72,57,944	
Add.—Outstandings for the year at the close of the year* ...	42,93,143	42,10,919	...
Total ...	1,18,42,190	1,14,68,863	...
Net demand on account of Property Taxes inclusive of refunds	10,96,52,291	10,23,95,241	72,57,050

*As supplied by A. and C.

TOWN DUTIES

8. The various articles on which duty was levied at the time of import under the provisions of Section 192(1) of the Bombay Municipal Corporation Act, the amount levied and refunds allowed thereon under Section 195 on their export are shown in Appendix 17.

The gross collections for the year were estimated at Rs. 1,15,11,960 the refunds and commission charges at Rs. 15,97,310 and the net revenue at Rs. 99,14,650. The revenue collected and paid into the Municipal Treasury in the year amounted to Rs. 1,57,43,232 and after deducting the amount of Rs. 23,04,504 (on account of refunds Rs. 20,54,941 and on account of fees for collection of Rs. 2,49,563 credited to the separate Revenue Head) the net receipts amounted to Rs. 1,34,38,728 showing an increase of Rs. 11,15,988 as compared wih the actuals of the previous year.

SALE PROCEEDS OF LAND

9. There was no balance to the credit of the Land Sales Reserve Fund.

The sale proceeds of surplus land during the year amounted to Rs. 7,34,576. This amount being less than Rs. 10 lakhs transfer to the Fund was not made. At the end of the year no surplus land remained available for sale.

REVENUE EXPENDITURE

10. The final sanctioned grants amounted in the aggregate to Rs. 18,60,52,328 as follows :—

	Rs.
Budget Grants ...	14,19,43,141
Unexpended Grants for previous years renewed for expenditure ...	1,59,43,456
Additional Grants ...	2,81,65,731
Final sanctioned grants ...	18,60,52,328

The transfers from one Budget Head to another without affecting the total Budget provision for the year amounted to Rs. 10,05,966.

11. Against the final grants for the year aggregating to Rs. 18,60,52,328 as stated above the actuals amounted to Rs. 14,89,49,164 leaving an unexpended balance of Rs. 3,71,03,164 at the close of the year. Of this a sum of Rs. 2,25,39,413 is being renewed for expenditure during 1962-63 against Rs. 1,60,60,718 in 1961-62 and the balance of Rs. 1,45,63,751 is being alowed to lapse as detailed in Appendix No. 4.

12. The percentage of establishment proper and of labour to the total expenditure for 1961-62 and the previous year are as given below :—

	Percentage to total expenditure during	
	1961-62	1960-61
(1) Establishment proper and Dearness Allowances ...	11.36	13.77
(2) Labour and Dearness Allowances ...	15.98	19.02

13. The amount of new loan proposed in the Budget for 1961-62 was Rs. 500 lakhs. The amount was however reduced to Rs. 280 lakhs in the revised estimates.

The loan of Rs. 55 lakhs only was raised by public subscription. A loan of Rs. 2,25,00,000 was raised internally during the year. The total amount actually raised to finance the Capital Expenditure including purchase of Plant and Machinery was Rs. 2,93,77,501 as detailed in paragraph 5 above.

Balance of the loan of Rs. 2,20,00,000 out of the loan aggregating to Rs. 500 lakhs sanctioned for 1961-62 was allowed to lapse.

LOAN WORK EXPENDITURE

14. The opening balance on 1st April 1961 on account of Loan Funds excluding the Trust Fund was Rs. 2,35,11,959. Loans aggregating to Rs. 2,93,77,501 were raised during the year. The total loan funds available for expenditure during the year were Rs. 5,28,89,460 out of this an amount of Rs. 61,86,489 has been reserved for purchase of capital stock. Thus the net amount available for expenditure was Rs. 4,67,02,971. The total expenditure incurred during the year amounted to Rs. 2,91,99,617 leaving a balance of Rs. 1,75,03,354 in the loan Fund at the close of the year as shown in Appendix No. 9.

15. The following statement compares the expenditue on capital works with the Budget and Revised estimates during the last five years.

Year.	Loans and Trust Fund			Percentage of actuals to Budget Estimates.	Percentage of to Revised Estimates.
	Budget Estimates.	Revised Estimates.	Actuals		
	Rs.	Rs.	Rs.		
1957-58 ...	4,97,20,106	7,56,46,268	2,58,29,745	52	34
1958-59 ...	5,58,22,501	6,50,02,805	2,08,93,500	37	32
1959-60 ...	5,39,58,705	7,57,75,879	2,28,08,696	42	30
1960-61 ...	7,19,14,791	9,87,21,526	2,67,51,951	37	27
1961-62 ...	6,35,78,945	7,35,98,292	2,93,43,717	46	40

The above figures do not include the amount on account of subvention, and advances for puchase of Capital Stores, Stocks, etc., purhases.

The total loan funds available for expenditure during the year amounted to Rs. 5,28,89,460 against which provisions proposed in the Budget and the Revised Estimates were Rs. 6,34,53,945 and Rs. 7,16,40,197 leaving uncovered balances of Rs. 1,05,64,485 and Rs. 1,87,50,737 respectively. The percentage of actual expenditure to the funds available works out to 55.

16. The following table gives the classification of all the Loan Works under distinctive groups for the purpose of apprising the distinctive character and value to the city in relation to the outlay the allocation of outstanding debt as on as on 31st March 1962 and the debt charges involved during 1961-62.

	Amount of Loan outstanding on 31st March 1961	Debt Charges for 1961-62				Total Debt Charges.
		Debt Interest	Interest accrued but not paid.	Sinking Fund and repayment.	Bank Com. Misc. Loan charges and discount and other charges	
	Rs.	Rs.	Rs.	Rs.	Rs.	Rs.
General Service ...	17,77,90,665	59,03 742	3,55,976	66,41,565	1,95,920	1,30,97,203
Self-supporting Services						
Water Works ...	29,14,73,540	1,15,97,969	1,65,194	2,04,46,057	1,60,648	3,23,69,868
Fire Brigade ...	18,06,492	83,652	7,673	2,08,942	Cr. 102	3,00,165
Markets and Slaughter Houses ...	31,44,432	1,56,521	23,066	1,37,764	Cr. 102	3,17,249
Total ...	29,64,24,464	1,18,38,142	1,95,933	2,07,92,763	1,60,444	3,39,87,282
Grand Total ...	47,42,15,129	1,77,41,884	5,51,909	2,74,34,328	3,56,364	4,60,84,485

SINKING FUND

17. From Appendix No. 10 it will be seen that the book value of investment of the Sinking Funds amounted to Rs. 13,66,54,581 made up of Rs. 13,66,54,544 being the book value of securities and Rs. 37 in cash with the State Bank of India. Valuing the Municipal and Improvement Trust Debentures at par the market value of the Sinking Fund Investments held on 31st March 1962 comes to Rs. 13,25,91,317 as shown in Appendix No. 16A. This together with the amount of interest accrued upto 31st March 1962 *viz.* Rs. 7,96,181 and cash with the State Bank of India Rs. 37 brings the total amount of Sinking Fund to Rs. 13,33,87,535 and more than covers the amount *viz.* Rs. 13,31,57,155 to which the Sinking Fund should have accumulated upto 31st March 1962. The excess in the Sinking Fund investment account was thus Rs. 2,30,380.

INVESTMENTS AND INVESTED BALANCES

18. The details of investments made during the year are as follows:—

	Amount	Average No. of days.
	Rs.	
(1) Current Account Deposits ...	1,39,97,000	40.79
(2) Fixed Deposits ...	32,36,00,000	115.00
(3) Call Deposits ...	3,43,00,000	55.00

The interest earned during the year amounted to Rs. 34,37,813 and the details are as follows:—	Rs.
(1) On Current Account Deposits ...	2,147
(2) On Fixed Deposits ...	19,16,931
(3) On Call Deposits ...	1,65,720
(4) On Investments in Public Securities, etc. ...	13,53,015
Total ...	34,37,813

The rates of interest on Surplus monies in Deposits were as under:—

	Average rate during 1961-62 per cent.	Average rate during 1960-61 per cent.	Maximum rate during 1961-62 per cent.	Maximum rate during 1960-61 per cent.
	Rs.	Rs.	Rs.	Rs.
Current Account ...	0.13	0.13	...	...
Call Deposits ...	3.19	3.24	3,37	3,63
Fixed Deposits ...	3,83	3.88	4.12	4.00

The average rate of interest on all deposits was 3.74 per cent. as against 3.71 per cent. in the preceding year.

RESERVE STOCK

19. The opening Balance and the receipt of General Stores during the year as per books maintained in this office were Rs. 43,52,468 and Rs. 23,61,183 respectively and the issues amounted to Rs. 27,42,427. The closing balnce of General Stores was therefore Rs. 39,71,224 *i.e.* more Rs. 3,81,244 than the opening Balance.

The balances of General Stores in charge of the Controller of Stores are compared below for the last five years:—

	Rs.
Balance at the close of 1957-58 ...	28,05,358
Balance at the close of 1958-59 ...	33,55,511
Balance at the close of 1959-60 ...	43,54,801
Balance at the close of 1960-61 ...	43,52,468
Balance at the close of 1961-62 ...	39,71,224

The outstanding balance on 31st March 1962 according to Controller of Stores is Rs. 9,33,848. The difference of Rs. 30,37,376 is due to adjustments in rspect of stores, etc., issued by the Controller of Stores to the departments not having been returned by them to this office in time for being adjusted in the accounts of 1961-62. The opening balance and the receipts of General Stores of Foras Road Depot during the year as per this office books were Rs. 3,59,863 and Rs. 1,10,628 respectively and issues amounted to Rs. 1,37,155. The closing balance of General Stores Foras Road Depot was Rs. 3,33,336.

CAPITAL STORES

The opening balnce of Rs. 3,47,48,743 together with the receipts of Capital Stores during the year aggregates to Rs. 4,51,32,007. As against this the issues during the year aggregates to Rs. 94,83,096 thus resulting in increase of Rs. 9,00,168 in the closing balance of Capital Stores *viz.*, Rs. 3,56,48,911 compared with opening balance. The opening balance and the receipts of Capital Stores, Foras Road Depot were Rs. 26,459 and Rs. 47,979 respectively and the issues amounted to Rs. 25,232, thus resulting in an increase of Rs. 22,747 in the closing balance of Capital Stores Foras Road Depot, *viz.*, Rs. 49,206 compared with the opening balance

STREET IMRPOVEMENTS

20. The provision made in the Revised Loan Works Buget for meeting claims on account of acquisition of set-backs was Rs. 40,00,000 the expenditure being Rs. 5,35,508. This leaves a balance of Rs. 34,64,492. After deducting all ascertained time-barred claims the undischarged commitments upto 31st March 1962 in regard to set-backs already acquired and sanctioned to be acquired amount to Rs. 10,37,526 against which we have a provision of Rs. 10,00,000 in budget for 1962-63. In addition to this further liabilities may be expected on account of further acquisition of set-backs that will be sanctioned during 1962-63.

LEVELLING, METALLING, ETC., PRIVATE STREETS

21. The expenditure on the improvement of private streets is financed in the first instance from Plant and Machinery Depreciation Fund pending recovery from the house owners.

The following statement shows the figures of advances sanctioned, expenditure incurred and recoveries made during the last five years—

Year.	Expenditure			Total.	Recoveries inclusive of interes and supervision charges.
	Actual expenditure on work.	Supervision charges.	Interest, etc., advances		
	Rs.	Rs.	Rs.	Rs.	Rs.
1957-58 ...	941	...	20,322	21,263	23,143
1958-59 ...	93,920	...	20,440	1,14,360	25,931
1959-60 ...	25,569	...	25,134	50,703	8,285
1960-61 ...	2,853	...	27,397	30,250	6,893
1961-62 ...	...	...	28,595	28,595	6,805

Balance of Supervision charges outstanding as on 31st March 1962 is Rs. 36,673

The amount outstanding on 1st April 1957 was Rs. 4 21 337. Adding Rs. 2,45,171 on account of expenditure incurred during the year 1957-58 to 1961-62 and deducting Rs. 71,057 recovered during the same period the amount outstanding at the close of the year 1961-62 came to Rs. 5 95 450 (*vide* Appendix No. 6).

IMPROVEMENT SCHEME.

General Account.

INCOME.

22. The total income for the year amounted to Rs. 1,42,14,298 against Rs. 1,32,51,119 for the previous year showing a net increase of Rs. 9,63,179 *viz.* increase of (1) Rs. 25,703 under rent and other proceeds of properties; (2) Rs. 7,39,746 under contribution from Municipal Corporation; (3) Rs. 2,166 under Grant-in-aid (4) Rs. 1,82,380 under interest and profits on investment and (5) Rs. 13,184 under miscellaneous receipts.

A detailed comparison between Budget Estimates and actuals will be found in Appendix No. 23.

EXPENDITURE

23. The total expenditure for the year aggregated to Rs. 1,34,84,072 against Rs. 1,32,53,285 for the previous year showing an increase of Rs. 2,30,787. This is made up of increase of Rs. 4,55,231 under Debt Charges counterbalanced by a decrease of Rs. 2,24,444 under Maintenance of properties and streets. The expenditure of Rs. 1,34,84,072 comprises expenditure of Rs. 53,48,032 under Maintenance of properties and streets inclusive of cost of Management and Establishment and Rs. 81,36,040 under Debt Charges. Appendix No. 24 gives a comparison between final grants and actuals for the year.

24. The Net Surplus for the year amounts to Rs. 7,30,226 as shown in Appendix No. 22.

25. The loan liabilities at the beginning of the year stood at Rs. 15,21,31,051. A loan of Rs. 50,00,000 was raised during the year. The repayment of loan during the year amounted to Rs. 38,73,281 out of which Rs. 9,27,281 repaid to Government on the basis of equated payments out of Revenue in respect of Advances taken from them and Rs. 29,46,000 to the debenture holders. The outstanding loan liabilities at the close of the year thus stood at Rs. 15,32,57,770.

Out of this the amount outstanding on account of Government loans shown in Appendix No. 29 as aggregating to Rs. 7,26,38,770 requires some explanation. All the debentures in respect of loans aggregating to Rs. 4,75,00,000 originally raised from Government have now been repurchased according to the approved programme for Sinking Fund Investments. The liability to Government on this Account is, therefore, only Rs. 2,50,38,770.

CAPITAL ACCOUNT

26. The opening balance on 1st April 1961 was Rs. 55,53,927. During the year under report receipts on account of sale proceeds of lands and buildings amounted to Rs. 13,10,084. A loan on Rs. 50,00,000 was raised during the year. The total funds available were thus Rs. 1,18,64,011. The total expenditure incurred amounted to Rs. 77,85,784 The surplu in the General Account for the year which amounted to Rs. 7,30,226 was transferred to the Capital Account. The unspect balance at the close of the year stood at Rs. 48,08,453.

EXPENDITURE ON SCHEMES

27. The actual expenditure incurred during the year on Schemes amounted to Rs. 77,85,784 as against the Revised Estimates of Rs. 2,01,94,435 including Rs. 11,42,000 on account of cost of Management and Establishment.

SINKING FUND

28. The position of the Sinking Fund is as shown below :—

Amount of Fund on 1st April 1961.	Interest, etc. realisation.	Sinking Fund instalment.	Withdrawn for payment.	Amount of fund on31st March 1962.
Rs.	Rs.	Rs.	Rs.	Rs.
6,82,56,332	29,55,234	9,37,401	29,46,000	6,92,02,967

From Appendix No. 28 it will be seen that in the books of accounts, the Sinking Fund as on 31st March 1962 amounts to Rs. 6,92,02,967 of which Rs. 6,92,02,753 represent the book value of the securities and Rs. 214 in cash with the State Bank of India. Valuing the Bombay Improvement Trust and Municipal Debentures at par the market value of the Sinking Fund investments held on 31st March 1962 comes to Rs. 6,93,24,617 as shown in Appendix No. 30. This together with the amount of interest accrued upto 31st March 1962 *viz.* Rs. 2,55,462 and cash with the State Bank of India *viz.* Rs. 214 brings the total amount of Sinking Fund to Rs. 6,95,80,293 against Rs. 6,02,38,858 the amount to which the Sinking Fund should have accumulated upto 31st March 1962. The excess in the Sinking Fund investment account is thus Rs. 93,41,435.

The total amount of loans raised for Improvement Schemes and outstanding on 31st March 1962 comes to Rs. 15,32,57,770; out of this Rs. 2,50,38,770 are borrowed from Government the repayment of which is arranged on the basis of half yearly equated payments. The balance of Rs. 12,82,19,000 represents loans raised by issue of debentures. Out of this Rs. 4,76,00,000 originally borrowed from Government have now been repurchased or Sinking Fund Investments and Rs. 8,06,19,000 from the public.

29. The gross capital liabilities of the Improvement Scheme stood at Rs. 15,80,16,260 at the close of the year and the assets at Rs. 33,35,79,384 including the book value of lands comprised in Schedule 'W' and 'X' resulting in a surplus of Rs. 17,55,63,124 the details whereof are shown in Appendix No. 25.

IMPROVEMENT SCHEMES ACCOUN

SLUM CLEARANCE ACCOUNT

General Account (City and Suburs)

CITY SECTION.

INCOME

30. The total income for the year amounted to Rs. 6,70,719 against Rs. 3,89,046 for the previous year showing a net increase of Rs. 2,81,673. This is made up of increase of (*i*) Rs. 2,62,696 under Rent and other proceeds of properties (*ii*) Rs. 19,277 under interest and profits on investment counterbalanced by a decrease of Rs. 300 under miscellaneous receipts.

EXPENDITURE

31. The expenditure for the year amounted to Rs. 9,45,577. This is made up of Rs. 3,15,202 under maintenance of properties and streets and Rs. 6,30,375 under Debt Charges resulting in a deficit of Rs. 2,74,858 at the close of the year as shown in Appendix No. 22A, which was transferred to Capital Account.

SUBURBAN SECTION

INCOME

The total income for the year amounted to Rs. 11,68,929 against Rs. 8,60,034 for the previous year showing a net increase of Rs. 3,08,895 *i.e.* increase of (*i*) Rs. 4,486 under Rent and other proceeds of properties (*ii*) Rs. 3,46,222 under contribution from Budget D counterbalanced by a decrease of Rs. 41,813 under interest and profits on investment.

EXPENDITURE

The expenditure for the year amounted to Rs 33,570 incurred under Debt Charges only. The net surplus of Rs. 11,35,359 was transferred to Capital Account balance sheet as shown in Appendix No. 22B.

SLUM CLEARANCE—CITY

CAPITAL ACCOUNT

31A. (*i*) The opening balance on 1st April 1961 was Rs. 10,74,905. During the year under report a loan of Rs. 50,00,000 was raised for meeting the expenditure. The amount of Rs. 5,98,500 was received from Government as loan and Rs. 2,134 on account of sale proceeds. An amount of Rs. 6,31,800 as grant-in-aid was received from Government. Thus the total funds available for expenditure were Rs. 73,07,339. The total expenditure amounted to Rs. 34,84,177. The deficit in the General Account amounting to Rs. 2,74,858 was transferred to Capital Account. The unspent balance at the close of the year stood at Rs. 35,48,304.

SINKING FUND

(*ii*) The position of the Sinking Fund is as shown below :—

Amount of fund on 1st April 1961.	Interest, etc., realisation.	Sinking fund Instalment.	Withdrawn for payment.	Amount of fund on 31st March 1962.
Rs.	Rs.	Rs.	Rs.	Rs.
3,78,370	12,742	1,61,406	...	5,52,518

From Appendix No. 23A, it will be seen that in the books of accounts the Sinking Funds as on 31st March 1962 amounts to Rs. 5,52,518 of which Rs. 5,52,450 represent the book value of the securities and Rs. 68 in cash with the State Bank of India. Valuing the Bombay Improvement Trust and Municipal Debentures at par the market value of the Sinking Fund Investment held on 31st March 1962 comes to Rs. 5,52,700 as shown in Appendix No. 30A. This together with the amount of interest accrued upto 31st March 1962 *viz.* Rs. 1,262 and cash with the State Bank of India *viz.* Rs. 68 brings the total amount of Sinking Fund to Rs. 5,54,030 against Rs. 5,49,191 the amount to which the Sinking Fund should have accumulated upto 31st March 1962, . The excess in Sinking Fund Investment account is thus Rs. 4,839.

SLUM CLEARANCE—SUBURBS.

CAPITAL ACCOUNT.

(*iii*) The Opening Balance on 1st April 1961 was Rs. 19,33,528.

In addition to this an amount of Rs. 9,45,000 was received a loan from Government. An amount of Rs. 13,53,600 as grant-in-aid was received from Government. Thus the total funds available for expenditure were Rs. 42,37,128. The total expenditure amounted to Rs. 17,06,680 leaving an unspent balance of Rs. 36,65,803 which includes Rs. 11,35,359 as revenue surplus tranferred to Capital Account.

EDUCATION FUND.

32. (*i*) The following statement summarises the transactions for the year pertaning to Revenue and the Actuals for the preceeding year :—

	1961-62			Actuals for 1960-61.
	Budget Estimates.	Revised Estimates.	Actuals.	
	Rs.	Rs.	Rs.	Rs.
Opening Balance	51,000	12,11,000	12,11,184	11,74,001
Income	3,02,83,655	3,16,89,369	3,15,03,578	2,55,05,665
Expenditure	2,98,22,475	3,11,78,479	2,83,69,009	2,44,46,582
	4,61,180	5,10,890	31,34,569	10,59,083
Balance	5,12,180	17,21,890	43,45,753	22,33,084
Reservation for Advances, etc. shown below	...	+ 2,85,000	+ 3,64,077	— 10,21,900
	5,12,180	20,06,890	47,09,830	12,11,184

(*ii*) Details of reseravtion of Advances, etc. are—

	Rs.	Rs.
Increase in—		
Renewed Grants		43,834
Deduct—		
Decrease in—		
Miscellaneous Advances	3,90,529	
Advances for Plant and Machinery	17,382	
		4,07,911
Net Decrease		3,64,077

(*iii*) The net unhypothecated Surplus Cash Balance on 31st March 1962 was as under :—

Liability.			Assets.		
		Rs.			Rs.
Advance for Plant and Machinery	...	17,377	Surplus Revenue Fund as per Appendix No. 31	...	57,38,274
Miscellaneous Advance	...	10,11,067			
Minimum required by Law	...	20,000			
Surplus Cash Balance	...	46,89,830			
Total	...	57,38,274	Total	...	57,38,274

(*iv*) The Loan Liabilities at the beginning and at the end of the year were as under :—

Outstanding debt on 1st April 1961.	Loans raised during the year.	Repayment during the year.	Outstanding debt on 31st March 1962.
Rs.	Rs.	Rs.	Rs.
2,08,50,000	65,00,000	...	2,73,50,000

(*v*) The position of Sinking Fund is shown below:—

Amount of Fund on 1st April 1961.	Interest, etc., realised.	Sinking Fund Instalments.	Total.	Withdrawn for payment of loans.	Amount of Fund on 31st March 1962.
Rs.	Rs.	Rs.	Rs.	Rs.	Rs.
20,75,418	95,076	7,49,237	29,19,731	...	29,19,731

The value of Securities held in Sinking Fund Account on the basis of market rates prevailing on 31st March 1962 including accrued interest and cash exceeded the actuarial amount of the Sinking Fund by Rs. 47,011 which is held in the Sinking Fund Account.

INCOME.

(*vi*) A detailed comparison between the Budget and Revised Estimates of Income and the Actuals will be found in Appendix No. 32. The estimated income for the year was Rs. 3,02,83,655 and the Revised Estimate was Rs. 3,16,89,369. The actuals amounted to Rs. 3,15,03,578 resulting in an increase of Rs. 12,19,923 on the Budget Estimates and a decrease of Rs. 1,85,791 on the Revised Estimates.

(*vii*) The net increase of Rs. 12,19,923 is made up of Rs. 11,55,875 under Contribution from the Municipal Corporation under Section 126C(c) of the B. M.C. Act; Rs. 2,06,033 under Miscellaneous Receipts inclusive of Extra-ordinary receipts of Rs. 1,71,780 being Special Municipal Contribution paid to Ex. employees who subsequently opted for Pension credited to this head; Rs. 1,34,342 under Miscellaneous Revenue; and Rs. 16,660 under Contribution from Government; counterbalanced by a decrease of Rs. 2,92,987 under Education Cess. The rate of Education Cess was continued at 1½ per cent. of rateable value on buildings and lands the rateable value of each of which is not less than Rs. 300 per annum and 1 per cent. of the reateable value on buildings and lands, the rateable value of each of which is less than Rs. 300 per annum but less than Rs. 75 per annum.

The position regarding income from this Cess is as shown below :—

EDUCATION CESS

		1961-62.	1960-61.	Increase.
		Rs.	Rs.	Rs.
Total Collections booked	...	47,07,013	46,71,935	
Add—				
Amounts collected in Budget 'A', 'D' and 'F' and received in the subsequent year		13,76,690	9,76,643	
		60,83,703	56,48,578	
Deduct—				
Recovery for previous year		18,92,788*	21,67,922	
		41,90,915	34 80 656	
Add—				
Outstanding for the year at the close of the year		22,86,889*	26,50,426	
Net demand on account of Education Cess inclusive of Refunds	...	64,77,804	61,31,082	3,46,722

(* Figures as supplied by A. & C.).

EXPENDITURE.

(*viii*) The final sanctioned Grants amounted in the aggregate to Rs. 3,31,16,419 as follows :—

	Rs.
Budget Grants	2,98,22,475
Unexpended Grants for previous years renewed for expenditure	15,42,904
Additional Grants	17,51,040
Final Sanctioned Grants ...	3,31,16,419

The transfers from one Budget to another without affecting the total Budget Provision of the year amounted to Rs. 1,50,892.

(*ix*) Against the final grant of the year aggregating to Rs. 3,31,16,419 as stated above, the actuals amounted to Rs. 2,83,69,009 leaving an unexpended balance of Rs. 47,47,410 at the close of the year. Of this, a sum of Rs. 17,65,201 is being renewed for expenditure during 1962-63 against Rs. 15,42,904 in 1961-62 and the balance *viz.* Rs. 29,82,209 is being allowed to lapse as savings as detailed in Appendix No. 33.

(*x*) The savings of Rs. 29.82 lakhs are made up of Rs. 18.90 lakhs under Primary Schools; Rs. 5.18 lakhs under Pension and Provident Fund ; Rs. 3.47 lakhs under Debt Charges; and the balance of Rs. 2.27 lakhs under other Heads.

(*xi*) The percentage of Establishment cost inclusive of expenditure on Dearness Allowance and Provident Fund, Pension, etc., Charges to the total expenditure for 1961-62 as compared with the previous year's percentage are given below :—

	Percentage to the total expenditure during.	
	1961-62.	1960-61.
(1) Establishment	76.07	76.58
(2) Labour	7.79	7.85

LOAN FUNDS.

(*xii*) The Opening Balance on 1st April 1961 on account of Loan Funds excluding the Trust Funds was Rs. 30,14,727. The amount of New Loan proposed in the Budget for 1961-62 was Rs. 80 lakhs. A loan of Rs. 65 lakhs was raised during the year. The total Loan Funds available for expenditure during the year thus amounted to Rs. 95,14,727. The expenditure incurred on Loan Works during the year amounted to Rs 73,97,844. The expenditure on account of Adavance for purchase of furniture for new school buildings during the year was Rs. 5,63,254 and the amount recouped was Rs. 58,112. The closing balance at the end of the year was Rs. 16,11,741.

(*xiii*) The following statement contrasts the expenditure on Capital Works with the Budget and the Revised Estimates during the last five years :—

Year.	Loan and Trust Funds			Percentage of Actuals to Budget Estimates.	Percentage of Actuals to Revised Estimates.
	Budget Estimates.	Revised Estimates.	Actuals.		
	Rs.	Rs.	Rs.		
1957-58 ...	67,28,084	76,50,669	32,39,017	48	42
1958-59 ...	70,47,361	82,42,249	28,17,633	40	34
1959-60 ...	85,21,775	94,94,307	37,18,635	44	39
1960-61 ...	1,47,99,036	1,32,48,924	54,97,591	37	41
1961-62 ...	1,65,09,349	1,26,45,808	73,97,844	45	59

The above figures do not include the amount on account of discount and other charges on the New Loans and purchase of furniture for new School Buildings.

During the year under report, Loan Funds balance including loan of Rs. 65.00 lakhs raised during thes year was Rs. 95.15 lakhs against which provisions proposed in the Budget and Revised Budget were Rs. 164.59 lakhs and Rs. 126.35 lakhs respectively leaving unconvered balances of Rs. 69.44 lakhs and Rs. 31.20 lakhs respectively. The percentage of acfual expenditue to the funds available works out to 78.

(*xiv*) From Appendix No. 38, it will be seen that the Book Value of investments of Sinking Fund as of 31st March 1962 amounted to Rs. 29,19,731 made up of Rs. 29,19,376 in Securities and Rs. 355 in cash with the State Bank of India. Valuing the Municipal Debentures at par, the market value of the Sinking Fund Investment held on 31st March 1962 comes to Rs. 29,35,552 as shown in Appendix No. 41. This together with the amounts of Interest accrued upto 31st March 1962 *viz.* Rs. 26,412 and Cash with the State Bank of India of Rs. 355 brings, the total amount of Sinking Fund to Rs. 29,62,319 and more than covers the amount *viz.* Rs. 29,15,308 to which the Sinking Fund should have accumulted upto 31st March 1962. The excess in the Sinking Fund Investment account was thus Rs. 47,011.

(xv) The details of Investments during the year are as follows :—

	Amount.	Average number of days.
	Rs.	
(1) Fixed Deposits	2,44,00,000	85.34
(2) Call Deposits	24,00,000	90.41
Total ...	2,68,00,000	85.79

The interest earned during the year amounted to Rs. 2,60,136 and the details are as follows :—

	Rs.
(1) On Fixed Deposits	2,14,364
(2) On Call Deposits	20,881
(3) On Investments in Public Securities	24,891
Total ...	2,60,136

The average rate of interest on Call Deposits was 3.23 per cent. as against 3.39 per cent. in the preceding year. The rate realised on Call Deposits ranged from 3 per cent. to 3.3/8 per cent. The average rate of interst on Fixed Deposit was 3.57 per cent. as against 3.54 per cent. in the preceding year. The rate realised in Fixed Deposits ranged from 3½ per cent. to 4½ per cent. The average rate of interest on all Deposits was 3.54 per cent. as against 3.51 per cent. in the preceding year.

R. G. GULGULE.

For Chief Accountant.

Statement 'A' showing main items contributing to the increases and decreases in income for 1961-62.

(Actuals compared with Original Estimate)

Budget Head	Amount of Increase.	Amount of Decrease.	Remarks.
	Rs.	Rs.	
1.—General Tax, Indirect Taxation and Miscellaneous Revenue			Increase made up of Rs. 1,07,898 under General Tax from Government, Rs. 6,18,880 under tax from Port Trust, Rs. 10 81,738 under Tax from Mills. Rs. 1,92,180 under tax from Central Railway; counter-balanced by decreases of Rs. 10,87,239 under tax from public Rs. 1,43,251 under tax from Improvement Scheme Properties and Rs. 90,531 under tax from Western Railway.
A.—General Tax	... 6,72,675	...	
B.—Town Duties	... 35,24,078	...	Increase made up of Rs. 1,84,857 under Duties through Port Trust, Rs. 7,46,970 under Dutieis through Central Railway, Rs. 7,14,551 under Duties through Western Railway, Rs. 25, 86,065 under Duties through Town Duty Department due to increased imports by roads counterbalanced by decreased of Rs.1,171 under duties through Collector, Central Excise, Bombay and also due to less refunds to the extent of Rs. 7,07,194 under commission, refunds etc., charges.
C.—Other Receipts—			
(a) Grant-in-aid for land, Conveyance, Music, etc. licences.	...	8,113	Due to lesser number of licences issued during the year.
(b) Grant-in-aid in respect of oNences against the law.	2,66,120	...	Due to increased amount of fines realised during the year and also due to adjustment of amount previously received.
(c) Interest & Profit on investment of Surplus Loan and other balances.	3,37,813	...	Due to larger balances available for investments and increased rate of interest.
(d) Interest and Profit on Plant and Machinery Depreciation.	5,459	...	Due to more balance available for investment.
(e) Miscellaneous ...	9,23,746	...	Increase made up of Rs. 5,13,819 under Miscellaneous Receipts, Rs. 42,770 under Miscellaneous Fees counterbalanced by decrease of Rs. 1,365 under contribution from Municipal servants towards Pensions etc., Funds and Rs. 31,477 under rent of Buildings and Lands.
(f) Receipts on account of Municipal Journal.	...	10,219	Due to less number of advertisements.
(g) Recepts from Mahatma Gandhi Memorial Olympic Swimming Pool.	13,907	...	Due to replacing of 60 nP. tickets by Re. 1 tickets for mixed bathing and increase in yearly membership.
D.—Receipts on account of proportionate cost of collection of Education Cess.	68,011	...	Due to increase in Expenditure of Assessment and Collection Department on which proportionate cost is based.
2.—Water Works and Other Miscellaneous, Water Works Revenue.	35,31,201	...	Increase made up of Rs. 1,62,526 under Water Tax on rateable value due to new constructions, Rs. 29,49,254 under tax by meter measurement due to vigiourous metering programme, Rs. 3,62,282 under compounded Tax due to recovery of old arrears, Rs. 45,114 under Rent of Buildings and Lands due to recovery of old arrears, Rs. 29,047 under Miscellaneous Receipts and Rs. 38,364 under Fees for water connections due to increased connections given to private parties and Government, counterbalanceed by a decrease of Rs. 56,386 under Rent of Water Meters.
4.—Museums and Libraries ...	6,150	...	Due to sale of old Newspapers.
5.—Public Healtn Department	3,20,760	...	In rease made up of Rs. 5,438 under miscellaneous Receipts, Rs. 60,641 under Miscellaneous Fees mainly due to increase in fees for instructions in vaccination from Rs. 10 to Rs. 15 per student; increase in fees for vaccination record from Re. 1 to Rs. 1.50; Rs. 1,53,098 under Rent of Buildings and Lands due to increase in the number of bhatties lit at Mahalaxmi Dhobiwada; Rs. 1,520 under Sale of Rights due to higher bid for auction sale of rights, Rs. 1,00,000 on account of Grant-in-Aid from Government on account of Census work, and Rs. 13 under Grant-in-Aid from Governmentfor duty free appuly of spirituous medicinal preparations.
6.—Medical Relief and Education ...	49,457	...	Increase made up of Rs. 19 under interest realised on donations from the public, Rs. 33,438 under Miscellaneous Receipts due to sale of old record and unserviceable articles, Rs. 1,911 under Rent of Buildings and lands due to recovery of arrears, Rs. 8,717 under receipts from G. S. M. College due to increase in number of Students R . 5,234 under Interest realised on Hospital Fund, Rs. 41 under interest on K. E. M. Hospital nd G. S. M. College Equipment Fund, Rs. 65,599 under receipts from N. H. Dental College, Rs 15,672 under Receipt f om B.Y.L.N. Ch. Hospital counterbalanced by decrease of Rs. 33,504 under Miscellaneous fees, Rs. 10,052 under receipts from K. E. M. Hospital, Rs. 9,857 under Grant-in-Aid from Govt. in respect of Excise Du y etc. for spirituous articles, Rs. 4,700 under receipts from T.N.M. College and Rs. 29,021 under receipt from L.T.M.G. Hospital Sion due to decrease in the number of patients taking advantage of paying bed scheme and discont inuance of Food Handlers Examination Scheme.

Budget Head	Amount of Increase.	Amount of Decrease.	Remarks.
	Rs.	Rs.	
7.—Street Cleansing and Conservancy etc.	5,81,781	...	Increase made up of Rs. 4,54,694 under Halalkhore Tax on Rateable value, Rs. 84,929 under Tax for special service due to temporary construction works for functions, festivals andexhibitions, Rs. 13,944 under Miscellaneous Receipts, Rs. 85,979 under Miscellaneous fees due to increased conservancy service rendered to trading concerns Rs. 11,407 under Rent of Building and Lands due to increase in letting out municipal properties and construction of new quarters, counter balanced by decrease of Rs. 66,840 under Sale of Rights due to fall in offer for Skinning right, Rs. 5 under Receipts from Government in respect of of clean sing of Government foreshere and Rs. 2,327 under Tax on Dogs.
8.—Roads, S. W. Drains, etc.	...	6,23,036	Decrease made up of Rs. 3,08,369 under Wheel Tax on Private Conveyances, Rs. 34,926 under tax on Public Conveyance, Rs. 2,64,584 under Miscellaneous Receipts, Rs.32,498 under Miscellaneous Fees, Rs.5,547 under Rent of Buildings and Lands, counterbalanced by inerease of Rs. 22,885 under Ground rent from private parties and Rs. 3 under interest realised on donations.
9.—Mechanical	10,817	...	Due to increase in demand for hire of Ambulance and Hearses.
10.—Buildings, Land Acquisition and Management.	...	2,33,563	Decrease of Rs. 8,57,574 under Miscellaneous Fees due to less number of gallery etc. projections, counter-balanced by increase of Rs. 5,34,576 under Sale Proceeds of Surplus Land, Rs. 24,601 under Rent of Buildings due to rental for Mogul House acquired for Budget E is provisionally credited here, Rs. 40,354 under Ground Rent due to recovery of old arrears and 30 per cent. recovery of rent from Bharat Scouts and Vanita Samaj for letting out premises for their functions, Rs. 24,480 under Miscellaneous Receipts due to Supervision Charges.
11.—Fire Brigade	1,31,161	...	Increase of Rs. 58,461 under Fire Tax from Public, Rs. 6,345 under tax from Government, Rs. 24,444 under Tax from Bombay Port Trust, Rs. 42,649 under Tax from Mills, Rs. 7,501 under tax from Central Railway, Rs. 934 under Miscellaneous Receipts, counterbalanced by decrease of Rs. 5,660 under Tax from Improvemen tSchemes Account, and Rs. 3,513 under Tax from Western Railway
12.—Licensing, Removal of Encroachment etc.	7,29,112	...	Increase is made up of Rs. 1,53,535 under Licences for squatters and Hawkers and fees for removal of encroachrment Rs. 8,43,085 under Licences for stall boards and fees for removal of unauthorised projections, Rs. 61,595 under Grant-in-Aid from Government for administration of Shops and Establishment Act, Rs. 9,155 under Registration fees, Rs. 140 under Miscellaneous Receipts, due to increased sale of forms etc., Rs. 19,372 under miscellaneous, Rs. 1,13,716 under Receipts from Theatre Tax counterbalanced by decrease of Rs. 2,05,954 under Licences for dangerous and offensive trades, Rs. 2,65,533 under fees for advertisements due to disputes pending in the Court.
13.—Gardens and Open Spaces	2,942	...	Increase is made up of Rs. 259 under Rent of Buildings and Lands Rs. 1,166 under Receipts from Victoria Gardens and Rs. 7,050 under receipts from other gardens counterbalanced by decrease of Rs. 3,837 under miscellaneous receipts and Rs. 1,706 under Rent of Open Air Theatre.
14.—Markets and Slaughter Houses	...	10,430	Decrease is made up of Rs. 68,882 under Fair Ground and feeding fees due to less importation of live stock from upcountry, Rs. 88,040 under Slaughter Fees due to less Slaughter of Animals, Rs. 16,611 under miscellanoues receipts due to less arrivals of parcels at A. C. Scale shed, and Rs. 6,158 under cold storage fees due to poor fishing season, counterbalanced by increase of Rs. 56,701 under stallage charges due to disposal of stalls in Mahatma Gandhi Market at King's Cirlce, Rs.41,332 under squatter fees, Rs.13,440 under Rent of Buildings and Lands due to granting of spaces for additional show cases at M. G. Market and Rs 57,788 under licence fees from private market owners due to old adjustments of deposit amounts.
15.—Contributions from Capital Funds	6,82,606	...	Due to increase in expenditure on Capital Works.
16.—Extra Ordinary Receipts	...	18,604	Due to lesser balances available for investments in Nat Premia Fund.
17.—Rebate from Government on account of collection of U.I.P. Tax in the City.	2,28,645	...	Based on actual realisation of Tax.
18.—Transfer from the B.E.S. & T. Fund	...	14,82,200	Due to decrease in the contribution under Section 460kk (2)(b) of the Municipal Act.
19.—Receipts from Government on account of Urban Immoveable Property Tax.	...	40,21,937	Recovery for the full year was not received from Government.

Summary of Increases and Decreases in Income compared with the Budget Estimates.
(000 *Omitted*)

			Increase.	Decrease.
	Rs.	Rs.	Rs.	Rs.
General Tax—				
From Public ...	—10,87			
From Improvement Scheme Properties ...	— 1,43			
From Western Railway ...	— 91			
	13,21			
From Government ...		+1.01		
From Port Trust ...		+6,19		
From Mills ...		+10,82		
From Central Railway ...		+1,92		
		+19,94	6,73	
Town Duties ...			35,24	
Grant-in-Aid of the fees for Land canveyance, Musicete ...			...	8
Grant-in-Aid in respect of fines for offences against the law ...			2,66	
Interest and Profits on investments of surplus Loan and other balances ...			3,37	
Interest and profit on Plant and Machinery Depreciation Fund...			5	
Miscellaneous ...			5,24	
Municipal Journal ...			...	10
M. G. M. O. Swimming Pool ...			14	
Receipts on account of proportionate cost of collection of Education cess ...			68	
Water Works ...			35,31	
Museum and Libraries ...			6	
Public Health ...			3,21	
Medical Relief and Education ...			43	
Street Cleansing and Conservancy ...			5,82	
Roads, S. W. Drains, etc. ...				6,23
Mechanical ...			11	
Buildings, Land Acquisiion, etc. ...				2,34
Fire Birgade ...			1,31	
Licensing and Removal of Encroachments ...			7,29	
Gardens and Open Spaces ...			3	
Markets and Slaughter Houses ...				10
Contribution from Capital Funds ...			6,83	
Extra Ordinary Receipts ...				19
Rebate from Government ...			2,29	
Transfers from B. E. S. & T. Fund ...				14,82
Receipts from Govt. on account of Urban Immoveable Property Tax ...			...	40,22
Total ...			1,16,80	64,08
Gross Increase ...			1,16,80	
Gross Decrease ...				64,08
Net Increase ...				52,72

APPENDICES

Municipal Account.

No. 1.—General Financial Statistics.
No. 2.—Statement of Surplus Revenue Fund for 1961-62.
No. 3.—Statement showing the Income realised during 1961-62 as compared with estimates for the year as also with the actuals for the preceding year.
No. 4.—Statement showing the expenditure during 1961-62 as compared with the Final sanctioned grants.
No. 4A.—Statement showing details of Expenditure incurred on New Works during the year ending 31st March 1962.
No. 5.—Balance Sheet (Revenue) as at 31st March 1962.
No. 6.—Statement of Special Funds for 1961-62.
No. 7.—Balance Sheet (Capital Funds) as at 31st March 1962.
No. 8.—Block Account, showing details of Capital Expenditure upto 31st March 1962.
No. 9.—Statement showing (1) the total amount of Municipal loans raised,(2) the expenditure incurred there against and (3) the invested balance of the loans on 31st March 1962.
No. 10.—Statement showing the actual investiment on account of the Sinking Fund of different Municipal Loans upto 31st March 1962 compared with the amounts which should have accumulated upto that date on the basis of the fixed instalments and the sums set aside as Sinking Fund as at 31st March 1962.
No. 11.—Statement showing outstanding loans due by the Municipality, the interest outstanding on 1st April 1960 on the different loans, the amount payable for the year 1961-62, the amount paid by the Imperial Bank of India and in office during that year and the balances outstanding on 31st March 1962.
No. 12.—Water Works, Income and Expenditure Account, including statement of income realizations for 1961-62 and preceeding 5 years from Water supply through meters.
No. Supplimentary to No. 12 Statement showing the quantity of water by meter supplied during 1957-58 to 1961-62.

No. 12A.—Water Works Assets and Liabilities.
No. 13.—Markets and Slaughter Houses, Income and Expenditure Account for 1961-62.
No. 14.—Municipal Printing Press, Income and Expenditure for the year 1961-62.
No. 14A.—Statement of Advance of Accounts for 1961-62.
No. 14B.—Statement of Advance Accounts out of Special Funds for 1961-62.
No. 14C.—Statement of Deposit Accounts for 1961-62.
No. 14D.—Statement of Reserve Strores Stock Accounts for 1961-62.
No. 14E.—Statement of interest accrued but not paid in respect of the Municipal loans outstanding on 1st March 1962.
No. 14E(1)—Statement showing details of Debt Equalisation Fund.
No. 15.—Statement of amounts of receipts and expenditure respectively, credited and debited to the Municipal Fund during the year 1961-62 and the balane at the credit of the fund at the close of the year 1961-62 (*i.e.*, 31st March 1962).
No. 16.—Comparison of Face, Purchase and Market values at 31st March 1962 of the different securities held in the Special Funds.
No. 16A.—Comparison of Face, Purchase and Market values at 31st March 1962 of the different securities held in the Sinking Funds.
No. 16B.—Statement showing the amount of and the object for which the donations held under Public Monuments Maintenae Fund were received from different parties upto 31st March 1962.
No. 16C.—Statement showing the amount of and the object for which the endowments held under Endowments Fund were received from different parties upto 31st March 1962.
No. 17.—Statement of Town Duties collected and refunds allowed in 1961-62.
No. 18.—Statement of the Income of the Bombay Municipality from 1932-33 to the close of the financial year 1961-62.
No. 19.—Statement of the Expenditure of the Bombay Municipality from 1932-33 to the close of the financial year 1961-62.
No. 20.—Contracted statement of Income and Expenditure from the year 1932-33 to the financial year 1961-62.

Improvement Schemes Account.

No. 21.—General Financial Statistics.
No. 22.—General Account for the year 1961-62.
No. 22A.—Slum Clearance Account City (General Account).
No. 22B.—Slum Clearance Account Suburban (General Account).
No. 23.—General Account for 1961-62—Details of Income.
No. 24.—General Account for 1961-62—Details of Expenditure.
No. 25.—Balance sheet (Capital Account) as at 31st March 1962.
No. 25A.—Balance shee Slum Clearance City.
No. 25B.—Balance sheet Slum Clearance Suburbs.
No. 26.—Block Account showing Capital Expenditure upto 31st March 1962.
No. 26A.—Block Account showing Capital Expenditure upto 31st March 1962—for Slum Clearance City.
No. 27.—Statement showing scheduled lands as specified in the Schedules W to Z annexed to Act XIII of 1933.
No. 28.—Statement showing the actual investments on account of the Sinking Fund of different Improvement Trust Loans upto
No. 28A—Statement showing actual investments on account of Sinking Fund for Slum Clearance upto.
31st March 1962 compared with the amounts which should have accumulated upto that date on the basis of the fixed instalments and the sums set aside as Sinking Fund, as at 31st March 1962.
No. 29.—Statement showng outstanding loans of the Bombay Improvement Trust due by the Municipality, the interes outstanding on 1st April 1961 on the different loans, the amount payable for the year 1961-62, the amount paid during the year and the balances outstanding on 31st March 1962.
No. 29A.—Statement showing outstanding loan of the Slum Clearance Scheme (City) Budget 'B' etc.
No. 30.—Comparision of Face, Purchase and Market values at 31st March 1962 of the different securities held in the Sinking Fund.
No. 30A.—Comparision of Face, Purchase and Market values at 31st March 1962 of the different securaities held in the Slum Clearance.

Education Fund.

No. 31.—Revenue Account for the year ended 31st March 1962.
No. 32.—Statement showing Net Receipts during the year 1961-62 from all sources as contrasted with the original and Revised Budget Estimates.
No. 33.—Statement showing actuals as compared with the final sanctioned grants for 1961-62.
No 33A.—Statement showing details of Expenditure incurred on New Works during the year ending 31st March 1962
No. 34.—Revenue Account Balance Sheetas at 31st March 1962.
No. 35.—Capital Fund Balance Sheet as at 31st March 1962.
No. 36.—Block Account showing details of Capital Expenditure upto 31st March 1962.
No. 37.—Statement showing oustanding loan due by the Municipality, the interest outstanding on 1st April 1961 on different loans, the amount payable for the year 1961-62, the amount paid by the Imperial Bank of India and in office during that year and the balances outstanding on 31st March 1962.

No. 38.—Statement showing the actual investment on account of the sinking Fund of different Education Loans upto 31st March 1961 compared with the amounts which should have accumulated upto that date on the basis of the fixed instalments and the sums set aside as Sinking Fund as at 31st March 1962.
No. 39.—Statement of Advances for 1961-62.
No. 39A.—Statement of Deposit Accounts for 1961-62.
No. 39B.—Statement of interest accrued but not paid in respect of the Municipal loans outstanding on 31st Mach 1962.
No. 40.—Statement showing the amounts of receipts and Expenditure respectively credited and debited on the Education Fund during the year 1961-62 and the balance at the credit of the fund at the close of the year 1961-62. (*i.e.*, 31st March 1962.)
No. 41.—Comparison of Face, Purchase and Market value at 31st March 1962 of the different securities held in the Sinking Funds.
No. 41A.—Statement showing the amount of and object for whic the endowments held under the Endowment Fund were received from different parties upto 31st March 1962.

APPENDIX No. 1

General Financial Statistics

—	1957-58.	1958-59.	1959-60.	1960-61	1961-62.
General.	Rs.	Rs.	Rs.	Rs.	Rs.
1. Area of the City (acres)	16,761	16,761	16,761	16,761	16,761
2. Population ...	23,29,020	23,29,020	23,29,020	27,69,133	* 27,71,933
Rates and Assessments.					
3. Rateable value Rs.	26,64,32,986	27,77,90,591	28,92,71,848	30,60,45,289	31,62,89,043
4. Rateable value per head of population.	Rs. 114=40	Rs. 119-27	Rs. 124—20	Rs. 110-52	Rs. 114-10
5. Properties registered in the Assessment Book	55,040	56,091	56,363	56,692	57,385
Income.	Rs. at 17 per cent.	Rs. at 17 per cent.	Rs. at 19 per cent.	Rs. at 19 per cent.	Rs. at 19 per cent.
6. General Tax ...	4,10,61,749	4,01,61,279	4,58,95,178	5,33,13,144	5,34,34,675
7. Income from other sources ...	6,85,12,729	7,07,74,347	8,10,52,885	8,90,29,704	9,98,57,586
Total Income Rs.	10,95,74,478	11,09,35,626	12,69,-8,063	14,23,42,848	15,32,92,261
8. Incidence of Taxation per head ...	Rs. 39=19	Rs. 38=88	Rs. 44-97	Rs. 43.93	Rs. 44--57
Loans.	Rs.	Rs.	Rs.	Rs.	Rs.
9. Debt outstanding ...	36,04,53,335	39,84,16,872	42,58,89,648	45,14,86,062	47,42,15,129
10. Redemption and Sinking Funds in hand or invested ...	7,13,12,298	8,42,13,536	9,64,10,225	11,06,24,257	13,66,54,581
11. Net Loan Debt ...	28,91,41,037	31,42,03,336	32,94,79,423	34,08,61,805	33,75,60,548
12. Net Debt per head of population ...	Rs. 124=14	Rs. 134=91	Rs. 141-47	Rs. 123.09	Rs. 121-78
Expenditure.	Rs.	Rs.	Rs.	Rs.	Rs.
13. *Water Works*— Maintenance ...	59,28,654	72,33,668	82,89,942	79,27,346	81,61,824
Debt Charges ...	1,77,17,648	1,92,78,502	1,99,27,342	2,20,59,335	3,23,69,868
14. Primary Education ...	1,11,32,141	1,24,66,295	1,19,79,319	1,22,45,468	1,77,01,800
15. Medical Relief ...	93,75,012	1,38,48,740	1,55,89,469	1,82,07,656	1,74,34,036
16. Other City services ...	5,35,93,259	5,01,63,353	5,07,94,752	5,63,72,012	5,95,67,018
17. Debt Charges—excluding Water Works...	95,07,349	93,37,443	1,09,75,288	1,20,14,554	1,37,14,618
Total Expenditure Rs. ...	10,72,54,063	11,23,28,001	11,75,56,112	12,88,26,371	14,89,49,164

* As per Census 1961.

APPENDIX No. 2

Revenue Account for the year ended 31st March 1962.

Particulars		Total	Particulars		Total
	Rs. nP.	Rs. nP.		Rs. nP.	Rs. nP.
To Revenue Expenditure as per Appendix No. 4		14,89,49,163 54	By Revenue Receipts as per Appendix No. 3		15,32,92,261 35
To Balance being Surplus for the year		43,43,097 81			
		15,32,92,261 35			15,32,92,261 35
To Contribution towards Improvement Schemes during 1962-63 ...	53,24,200 00		By Surplus Revenue Fund as at 1st April 1961 ...		4,75,93,486 09
,, Revenue Expenditure to be incurred in 1962-63 and provided for as renewed grants ...	2,25,39,413 00		,, Surplus for the year ...		43,43,097 81
		2,78,63,613 00	,, Revenue of previous year renewed for payment of contribution towards Improvement Schemes during 1961-62 ...	50,32,340 00	
,, Balance being Surplus Revenue Fund as at 31st March 1962 as per Appendix No. 5 ...		4,51,66,028 90	,, Revenue of previous years reserved for the year 1961-62 ...	1,60,60,718 00	2,10,93,058 00
		7,30,29,641 90			7,30,29,641 90

APPENDIX No. 3.

INCOME

Statement showing the Net Receipts during the Financial Year 1961-62 from all sources as contrasted with the Original and Revised Budget Estimates.

Particulars.	Budget Estimate for 1961-62.	Revised Estimate for 1961-62.	Actuals for 1961-62.	Actuals for 1960-61.	Compared with Budget Estimate. +Increase. —Decrease.	Compared with Revised Estimate. +Increase. —Decrease.
1	2	3	4	5	6	7
	Rs.	Rs.	Rs.	Rs.	Rs.	Rs.
1.—General Tax, Indirect Taxation and Miscellaneous Revenue.						
A.—General Taxes at 19 per cent.—						
(1) From the Public ...	4,60,91,600	4,78,35,750	4,50,04,361	4,01,99,344	— 10,87,239	— 28,31,389
(2) From Government ...	8,15,400	9,18,600	9,16,298	15,64,554	+ 1,00,898	— 2,302
(3) From Port Trust ...	15,22,900	21,41,800	21,41,780	15,74,070	+ 6,18,880	— 20
(4) From Improvement Schemes Properties ...	6,93,600	6,41,000	5,50,349	12,28,083	— 1,43,251	— 90,651
(5) From Mills ...	29,67,800	21,78,990	40,49,538	80,76,280	+ 10,81,738	+ 18,70,548
(6) From Central Railway ...	3,82,900	5,75,080	5,75,080	3,83,043	+ 1,92,180	...
(7) From Western Railway ...	2,87,800	1,97,270	1,97,269	2,87,770	— 90,531	— 1
	5,27,62,000	5,44,88,490	5,34,34,675	5,33,13,144	+ 6,72,675	— 10,53,815
B.—Town Duties—						
(1) Through Port Trust ...	28,63,590	32,76,600	30,48,447	32,76,566	+ 1,84,857	— 2,28,153
(2) Through Central Railway ...	41,46,040	45,54,900	48,93,010	45,54,908	+ 7,46,970	+ 3,38,110
(3) Through Western Railway ...	19,58,860	23,64,700	26,73,411	23,64,719	+ 7,14,551	+ 3,08,711
(4) Through T. D. Deptt. ...	25,30,320	38,19,400	51,16,385	38,19,412	+ 25,86,065	+ 12,96,985
(5) The Collector, Central Excise Bombay ...	13,150	13,900	11,979	13,878	— 1,171	— 1,921
	1,15,11,960	1,40,29,500	1,57,43,232	1,40,29,483	+ 42,31,272	+ 17,13,732
Deduct—Refunds and Commission charges ...	15,97,310	20,06,700	23,01,504	17,06,743	— 7,07,194	— 2,97,804
	99,14,650	1,20,22,800	1,34,38,728	1,23,22,740	+ 35 24,078	+ 14,15,928
C.—Other Receipts—						
(a) Grant-in-aid of the fees for Land, Conveyance, Music, etc', Licences ...	19,000	22,000	10,887	28,524	— 8,113	— 11,113
(b) Grant-in-aid in respect of fines for offences against the Law ...	3,25,000	4,03,270	5,91,120	...	+ 2,66,120	+ 1,87,850
(c) Interest and Profit on Investments of Surplus Loan and other Balances ...	31,00,000	35,00,000	34,37,813	28,89,962	+ 3,37,813	— 62,187
(d) Interest and Profit on Plant and Machinery Depreciation Fund ...	90,000	1,00,000	95,459	99,320	+ 5,459	— 4,541
(e) Miscellaneous—						
(1) Contribution from Municipal servants towards Pensions, etc., Fund ...	15,000	1,90,000	13,634	13,696	— 1,366	— 1,76,366
(2) Miscellaneous Receipts ...	5,50,000	2,50,000	10,63,819	6,85,431	+ 5,13,819	+ 8,13,819
(3) Miscellaneous fees ...	61,000	90,000	1,03,770	1,17,782	+ 42,770	+ 13,770
(4) Rent of Buildings and Lands ...	1,13,900	94,000	82,423	1,10,056	— 31,477	— 11,577
	7,39,900	6,24,000	12,63,646	9,26,965	+ 5,23,746	+ 6,39,646
(f) Receipts on account of Municipal Journal ...						
(1) Advertisement ...	23,000	11,000	12,358	12,191	— 10,642	+ 1,358
(2) Sale of Municipal Journal ...	1,500	1,100	1,666	1,334	+ 166	+ 566
(3) Miscellaneous Receipts ...	...	300	257	2	+ 257	— 43
	24,500	12,400	14,281	13,530	— 10,219	+ 1,881
(g) Receipts from Mahatma Gandhi Memorial Olympic Swimming Pool ...	1,28,500	1,35,000	1,42,407	1,61,696	+ 13,907	+ 7,407
	44,26,900	47,96,670	55,55,613	41,19,997	+ 11,28,713	+ 7,58,943
D.—Receipts on account of proportionate cost of collection of Education Cess ...	56,000	62,120	1,24,011	...	+ 68,011	+ 61,891
	6,71,59,550	7,13,70,080	7,25,53,027	6,97,55,881	+ 53,93,477	+ 11,82,947
2.—Water Works. Water Tax and other Miscellaneous Water Works Revenue.						
A.—Water Tax—						
(1) On Rateable Value at 4½ per cent. ...	69,56,000	73,56,000	71,18,526	68,85,746	+ 1,62,526	— 2,37,474
(2) By Measuremet per 1,000 gallons ...	2,50,00,000	2,55,00,000	2,79,49,254	2,61,46,414	+ 29,49,254	+ 24,49,254
(3) Compounded Tax ...	18,31,530	19,24,400	21,93,812	26,53,184	+ 3,62,282	+ 2,69,412
	3,37,87,530	3,47,80,400	3,72,61,592	3,56,85,344	+ 34,74,062	+ 24,81,192
B.—Other Receipts—						
(1) Rent of Water Meters ...	3,80,000	3,80,000	3,23,614	3,96,796	— 56,386	— 56,386
(2) Rent of Buildings and Lands ...	37,000	64,000	83,114	43,496	+ 46,114	+ 19,114
(3) Miscellaneous Receipts ...	3,00,000	2,65,000	3,29,047	2,66,200	+ 29,047	+ 64,047
(4) Fees for Water Connections ...	1,50,000	1,50,000	1,88,364	1,45,330	+ 38,364	+ 38,364
	8,67,000	8,59,000	9,24,139	8,51,822	+ 57,139	+ 65,139
	3,46,54,530	3,56,39,400	3,81,85,731	3,65,37,166	+ 35,31,201	+ 25,46,331
Carried forward ...	10,18,14,080	10,70,09,480	11,07,38,758	10,62,93,047	+ 89,24,678	+ 37,29,278

APPENDIX NO. 3—*Contd.*

INCOME

Statement showing the net Receipts during the Financial year 1961-62 from all sources as contrasted with the Original and Revised Budget Estimates

Particulars.	Budget Estimate for 1961-62.	Reisved Estimate for 1961-62.	Actuals for 1961-62.	Actuals or 1960 61.	Compared with Budget Estimate. + Increase. —Decrease.	Compared with Revised Estimate. +Increase. —Decrease.
1	2	3	4	5	6	7
	Rs.	Rs.	Rs.	Rs.	Rs.	Rs.
Brought over Rs.	10,18,14,080	10,70,09,400	11,07,33,758	10,62,93,047	+89,24,678	+37,29,278
3.—Museums ...	...	20,000	...	...	...	—20,000
4.—Free Reading Rooms and Libraries.						
A.—Miscellaneous—						
(1) Miscellaneous Receipts ...	15,000	3,000	21,150	17,603	+6,150	+18,150
5.—Public Health Department.						
A.—Interest realised on Donations ...	75	75	75	75	...	...
B.—Miscellaneous—						
(1) Miscellaneous Receipts ...	30,000	30,000	35,488	45,412	+5,488	+5,488
(2) Miscellaneous fees ...	1,90,000	2,00,000	2,50,641	1,97,715	+60,641	+50,641
(3) Rent of Buildings and Lands ...	1,00,000	1,00,000	2,53,098	97,635	+1,53,098	+1,53,098
(4) Sale of rights ...	2,000	2,200	3,520	2,028	+1,520	+1,320
	3,22,000	3,32,200	5,42,747	3,42,790	+2,20,747	+2,10,547
C.—Grant-in-aid from Government for the duty free supply of Spirituous Medical Preparations for the use of Hospitals and Dispensaries ...	...	...	13	545	+ 13	+13
D.—Tax on Dogs @ Rs. 5 per dog per annum†† ...	††	††		...	...	
E.—Grant in aid from Gov. on account of census work ...	...	...	1,00,000		+1,00,000	+1,00,000
	3,22,075	3,22,275	6,42,835	3,43,410	+3,20,760	+3,10,560
6.—Medical Relief and Education.						
A.—Interest realised on donations from the Public ...	4,100	4,100	4,119	4,104	+19	+19
B.—Miscellaneous—						
(1) Miscellaneous receipt ...	30,000	20,000	63,468	36,723	+33,468	+43,468
(2) Miscellaneous fee ...	30,000	10,000	Dr 3,564	21,940	—33,564	—13,564
(3) Rent of Buildings and Lands ...	8,000	13,000	9,911	41,003	+1,911	—3,089
	68,000	43,000	69,815	99,666	+1,815	+26,815
C.—Receipts from Gordhandas Sunderdas Medical College ...	1,73,000	1,73,000	1,81,717	1,78,284	+8,717	+8,717
D.—Receipts from King Edward Memorial Hospital ...	55,000	46,000	44,948	37,455	—10,052	—1,052
E.—Interest realised on Hospital Fund (for Venereal Ward at King Edward Memorial Hospital) ...	62,000	40,000	67,284	66,597	+5,284	+27,284
F.—Interest on K. E. M. Hospital and G. S. Medical College Equipment Fund ...	2,900	2,900	2,941	3,242	+ 41	+ 41
FF.—Interest realised on the Donation from the Establishment of Blood Bank at K. E. M. Hospital ...	1,157	1,157	1,157	1,157	...	...
G.—Grant-in-aid from Government in respect of Exercise Duty etc., for spirituous articles ...	10,000	5,000	143	3,693	—9,857	—4,857
H.—Receipts from—						
(a) The Topiwalla National Medical College ...	1,37,000	1,50,500	1,32,240	1,47,095	—4,760	—18,260
(b) Nair Hospital Dental College ...	1,14,000	1,50,000	1,79,599	1,17,197	+65,599	+29,599
(c) Bai Yamunabai L. Nair Hospital ...	10,000	30,000	25672	12,091	+15,672	—4,328
(d) Grant-in-aid from Government for the T.N.M. College ...	...	...	...	...	...	...
	2,61,000	3,30,500	3,37,511	2,76,383	+76,511	+7,011
I.— Receipts from L. T. M. G. H., iSon ...	1,78,000	1,67,000	1,48,979	1,44,860	—29,021	—18,021
	8,15,157	8,12,657	8,58,614	8,15,441	+43,457	+45,957
7.—Street Cleansing and Conservancy, Road Watering and Halalkhore Service.						
A.—Halalkhore Tax @ 3½ per cent.—						
(1) On Rateable Value ...	92,36,000	95,93,100	96,90,694	98,55,327	+4,54,694	+97,594
(2) For Special Service ...	5,10,000	5,05,000	5,94,929	7,13,544	+84,929	+89,929
	97,46,000	1,00,98,100	1,02,85,623	1,05,68,871	+5,39,623	+1,87,523
B.—Other Receipts—						
(1) Sale of Rights ...	1,00,000	60,000	33,160	60,152	—66,840	—26,840
(2) Miscellaneous Receipts ...	3,50,000	2,75,000	3,63,944	5,84,460	+13,944	+88,944
(3) Miscellaneous fees ...	80,000	1,25,000	1,65,979	1,16,722	+85,979	+40,979
(4) Rent of Buildings and Lands ...	90,000	90,000	1,01,407	1,20,756	+11,407	+11,407
(5) From Government in respect of cleansing Government Foreshores in A, D & G Wards ...	81,690	81,690	81,695	93,285	—5	—5
	7,01,690	6,31,690	7,46,175	9,75,375	+44,485	+1,14,485
C.—Tax on Dogs @ Rs. 5 per dog per annum ...	46,500	45,000	44,173	44,054	—2,327	—827
	1,04,94,190	1,07,74,790	110,75,971	1,15,88,300	+5,81,781	+3,01,181
Carried forward Rs. ...	11,34,60,502	11,89,52,202	12,33,37,328	11,80,57,801	+98,76,828	+43,85,126

†† Shown under 7—Street cleansing etc,

Appendix No. 3—(*Contd.*)

INCOME

Statement showing the Net Receipts during the financial year 1961-62 from all sources as contrasted with the Original and Revised Budget Estimates

Particulars.	Budget Estimate for 1961-62.	Revised Estimate for 1961-62.	Actuals for 1961-62	Actuals for 1960-61	Compared with Budget Estimate + Increase — Decrease	Compared with revised Estimates + Increase — Decrease
1	2	3	4	5	6	7
	Rs.	Rs.	Rs.	Rs.	Rs.	Rs.
Brought over Rs. ...	11,34,60,502	11,89,52,202	12,33,37,328	11,90,57,801	+ 98,76,828	+ 43,85,126
8.—Roads, S. W. Drains and Public Lighting.						
A.—Wheel Tax						
(1) Private conveyances ...	51,38,000	50,00,000	48,29,631	55,34,547	— 3,08,369	— 1,70,369
(2) Public conveyances ...	1,97,000	2,00,000	1,62,074	1,73,068	— 34,926	— 37,926
	53,35,000	52,00,000	49,91,705	57,07,615	— 3,43,295	— 2,08,295
B.—Contribution from Government in lieu of Tolls ...	25,000	25,000	25,000	25,000	...	...
C.—Other Receipts.						
(a)—Ground Rent—						
(1) From Private Parties ...	33,300	45,000	56,185	41,294	+ 22,885	+ 11,185
(b)—Miscellaneous—						
(1) Miscellaneous receipts ...	8,25,000	4,00,000	5,60,416	3,51,444	— 2,64,584	+ 1,60,416
(2) Miscellaneous fees ...	1,10,000	90,000	77,502	84,800	— 32,498	— 12,498
(3) Rent of Buildings and Lands ...	1,40,000	1,40,000	1,34,453	1,31,532	— 5,547	— 5,547
	10,75,000	6,30,000	7,72,371	5,67,776	— 3,02,629	+ 1,42,371
(c)—Interest realised on donations ...	1,920	1,920	1,923	1,704	+ 3	+ 3
	64,70,220	59,01,920	58,47,184	63,43,389	— 6,23,036	— 54,736
9.—Mechanical.						
A.—Miscellaneous—						
(1) Miscellaneous receipts ...	1 000	19,500	16,319	1,33,932	+ 15,319	— 3,181
(a) Mechanical ...	79,000	70,000	74,498	...	— 4,502	+ 4,498
(b) Transport ...	80,000	89,500	90,817	1,33,932	+ 10,817	+ 1,317
10.—Buildings, Land Acquisition and Management.						
A.—Sale proceeds of Surplus Land ...	2,00,000	7,18,300	7,34,576	2,58,175	+ 5,34,576	+ 16,276
B.—Other Receipts—						
(a)—Rent of Buildings ...	4,30,300	4 00,000	4,54,901	4,41,838	+ 24,601	+ 54,901
(b)—Ground Rent ...	3,16,400	3,15,000	3,56 754	3,74,489	+ 40,354	+ 41 754
(c)—Miscellaneous—						
(1) Miscellaneous Receipts ...	30,000	40,000	54,480	26,489	+ 24,480	+ 14,480
(2) Miscellaneous Fees ...	9,50,000	90,000	92,426	9,44,769	— 857,574	+ 2,426
	9,80,000	1,30,000	1,46,906	9,71,258	— 8,33,094	+ 16,906
	19,26,700	15,63,300	16,93,137	20,45,760	— 2,33,563	+ 1,29,837
11.—Fire Brigade.						
A.—Fire Tax at ¾ per cent.—						
(1) From the Public ...	17,40,400	18,88,260	17,98,861	15,81,834	+ 5,8461	— 89,399
(2) From Government ...	32,200	36,260	38,545	61,759	+ 6,345	+ 2,285
(3) From Port Trust ...	60,100	84,550	84544	8,998	+ 24,444	— 6
(4) From Improvement Schemes Properties ...	27,400	25,300	21,740	53,972	— 5,660	— 3,560
(5) From Mills ...	1,17,200	86,000	1,59,849	3,23,053	+ 42,649	+ 73,849
(6) From Central Railway ...	15,200	22,700	22,701	15,120	+ 7,501	+ 1
(7) From Western Railway ...	11,300	7,790	7,787	11,359	— 3,513	— 3
	20,03,800	21,50,860	21,34,027	20,56,095	+ 1,30,227	— 16,833
B.—Other Receipts						
(1) Miscellaneous receipts ...	50,000	45,000	50,934	50,239	+ 934	+ 5,934
	20,53,800	21,95,860	21,84,961	21,06,334	+ 1,31 161	— 10,899
12- Licensing, Removal of Encroachments on Public Streets, administration of Shops & Est. Act 1948 and Theatre Tax						
A.—Licence for Dangerous and Offensive Trades ...	15,00,000	13,00,000	12,94,046	12,78,308	— 2,05,954	— 5,954
B.—Removal of encroachment on Public Streets—						
(a) Licences for Squatters and Hawkers and fees for Removal of Encroachments ...	8,25,000	8,25,000	9,78,535	7,83,905	+ 1,53,535	+ 1,53,535
(b) Licences for stallboards and Fees for removal of unauthorised projections ...	...	10,00,000	8,43,086	...	+ 8,43,086	— 1,56,914
C.—Receipts from the administration of Shops and Establishment Act—						
(a) Grant-in-aid from Government for the Administration of Shops and Establishment Act of 1948 ...	1,90,000	2,49,500	2,51,595	1,65,355	+ 61,595	+ 2,095
(b) Registration etc., fees ...	12,000	18,000	21,155	15,846	+ 9,155	+ 3,155
(c) Miscellaneous Receipts. ...	1,500	1,500	1,640	2,704	+ 140	+ 140
	2,03,500	2,69,000	2,74,390	1,83,905	+ 70890	+ 5,390
D.—Miscellaneous—						
(1) Miscellaneous receipts ...	20,000	20,000	39,372	25,024	+ 19,372	+ 19,372
(2) Fees for Advertisements ...	7,25,000	7,25,000	4,59,467	5,45,981	— 2,65,533	— 2,65,533
	7,45,000	7,45,000	4,98,839	5,71,005	— 2,46,161	— 2,46,161
E —Receipts from the Theatre Tax ...	6,00,000	6,00,000	7,13,716	6,80,528	+ 1,13,716	+ 1,13,716
	38,73,500	47,39,000	46,02,612	34,97,651	+ 7,29,112	— 1,36,388
Carried forward Rs. ...	12,78,64,722	13,34,41,782	13,77,56,039	13,31,84,867	+ 98,91,317	+ 43,14,252

Appendix No. 3—*Concld.*

INCOME

Statement showing the Net Receipts during the Financial Year 1961-62 from all Sources as contrcted with the Original and Revised Budget Estimates.

Particulars.	Budget Estimate for 1961-62	Revised Estimate for 1961-62	Actuals for 1961-62	Actuals for 1960-61	Compared with Budget Estimate. +Increase. —Decrease	Compared with Revise Estimate. +Increase —Decrease,
1	2	3	4	5	6	7
	Rs.	Rs.	Rs.	Rs.	Rs.	Rs.
Brought Over ...	12,78,64,722	13,34,41,782	13,77,56,039	13,31,84,867	+ 98,91 317	+ 43, 14,257
13.—Gardens and Open Spaces.						
A.—Miscellaneous—						
(1) Miscellaneous receipts ...	15,000	7,000	11,163	21,230	— 3,837	+ 4,163
(2) Rent of Buildings and Lands ...	1,20,000	1,00,000	1,20,259	90,633	+ 259	+ 20,259
(3) Rent for open Air Theatre ...	8,000	7,000	6,294	6,053	— 1,706	— 706
(4) Receipts from Victoria Garden ...	40,000	45,000	41,166	44,905	+ 1,166	— 3,834
(5) Receipts from other Gardens ...	22,000	31,000	29,060	23,609	+ 7,060	— 1,940
	2,05,000	1,90,000	2,07,942	1,86,430	+ 2,942	+ 17,942
14.—Markets and Slaughter Houses.						
A—Miscellaneous—						
(1) Stallage charges ...	15,00,000	15,50,000	15,56,701	1,265,447	+ 56,701	+ 6,701
(2) Squatters, fees ...	11,00,000	10,20,000	11,41,332	10,86,586	+ 41,332	+ 1,21,332
(3) Fair ground and feeding fees ...	7,00,000	6,50,000	6,31,118	8,37,507	— 68,882	— 18,882
(4) Slaughter fees ...	11,20,000	10,60,000	10,31,960	12,87,476	— 88,040	— 28,040
(5) Miscellaneous receipts ...	11,50,000	10,60,000	11,33,389	10,95,243	— 16,611	+ 73,389
(6) Rent of Buildngs and Lands ...	45,000	54,000	58,440	55,747	+ 13,440	+ 4,440
(7) Cold Storage fees ...	65,000	53,000	58,842	57,140	— 6,158	+ 5,842
(8) License fees from Owners of Private Markets ...	1,00,000	1,20,000	1,57,788	72,142	+ 57,788	+ 37,788
	57,80,000	55,67,000	57,69,570	57,57,288	— 10,430	+ 2,02,570
15.—Contribution from Capital Funds to Revenue on account of Loan Works Staff...	5,00,000	6,00,000	11,82,606	8,51,840	+ 6,82,606	+ 2,85,606
16.—Extraordinary Receipts.						
(*a*) Interest on Net Premia Fund and Excess Interest on Sinking Fund ...	1,88,000	1,90,000	1,69,396	1,79,126	— 18,604	— 20,604
(*b*) Recoveries of Special Municipal Contribution paid to ex-Municipal employes who subsequently opted for pension.	...	...	...	...	...	...
	1,88,000	1,90,000	1,69,396	1,79,126	— 18,604	— 20,604
17.—Rebate from Government on account of Collection of the Urban Immovable Property Tax in the City ...	...	48,000	2,28,645	2,49,972	+ 2,28,645	+ 1,80,645
18.—Transfers from the B. E. S. & T. Fund.						
(*a*) Under section 460 K.K. (2) (*b*) of the Municipal Act ...	19,82,200	5,00,000	5,00,000	19,13,300	— 14,82,200	...
(*b*) Under section 460 L.L. (1) (*d*) of the Municipal Act ...	...	...	...	20,325	...	...
	19,82,200	5,00,000	5,00,000	19,33,325	— 14,82,200	...
19.—Receipts from Government on account of Urban Immovable Property Tax ...	1,15,00,000	1,23,40,000	74,78,063	...	— 40,21,937	— 48,61,937
Total Income ...	14,80,19,922	15,28,76,782	15,32,92,261	14,23,42,848	+ 52,72,339	+ 4,15,479

Appendix No. 4

EXPENDITURE

Statement showing the Actuals as compared with the Final Grants for 1961-62.

Particulars.	Final grants sanctioned for expendig ture durin 1962-63.	Actuals for 1961-62.	Final Grants compared with the Actuals		Actuals for 1960-61
			Amount required to be renewed in 1962-63.	Savings.	
1	2	3	4	5	6
I.—Gneral Supervision, Collection of Revenue, etc.	Rs.	Rs.	Rs.	Rs.	Rs.
A.—General Superintendence—					
(a) Corporation and Standing Committee	11,64,120	10,37,909	62,990	63,221	11,18,623
(b) Chief Auditor's Establishment	2,44,265	2,05,828	35,210	3,627	2,12,336
(c) Municipal Commissioner's Personal and General Office ...	6,32,239	4,40,978	88,893	1,02,368	4,83,904
(d) Audit and Accounts Establishment	10,87,991	9,55,963	81,589	50,139	11,19,732
(e) Labour Officer's Establishment	50,840	34,255	11,225	5,360	32,233
(f) Municipal Journal	58,638	29,461	8,747	20,430	37,010
(g) Mahatma Gandhi Memorial Olympic Swimming Pool ...	1,34,786	99,058	19,760	15,968	1,01,882
(h) Public Relations Office	2,51,747	1,54,935	50,384	46,428	2,43,469
(i) Administrative Officer' etc'	1,66,612	1,04,715	9,990	51,907	1,31,272
	37,91,238	30,63,102	3,68,788	3,59,348	34,80,481—
B.—Collection of Revenue—					
(a) Property and Wheel Tax Establishment	22,62,971	19,83,502	2,15,464	64,005	18,00,013
(b) Town Duty Establishment	5,91,162	4,36,938	95,510	58,714	4,25,903
	28,54,133	24,20,440	3,10,974	1,22,719	22,25,916
C.—Upkeep of Municipal Head Office	3,15,459	2,02,845	71,930	40 684	2,25,276
D.—General Stores	4,46,884	3,25,958	65,408	55 518	3,20,451
E.—Miscellaneous Charges	17,66,994	4,79,970	11,28,717	1,58 307	6,89,331
F.—Election Expenses	9,09,399	4,76,265	75,912	3,57,222	13,37,585
H.—Provident Fund Pension, etc., Charges	2,50,050	2,16,710	...	33,340	7,74,082
I.—Debt Charges	5,85,950	5,31,695	23 863	25,392	4,86,506
	1,09,20,107	77,16,985	20,50,592	11,52,530	95,39,628
Deduct—Proportion of General Superintendence chargeable to Water Works, Fire Brigade, Markets and Improvement Schemes Account and Education Fund Account	30,27,375	26,23,727	4,58 336	Cr. 54,688	30,64,351
	78,92,732	50,93,258	15,92,256	12,07,218	64,75,277
II.—Water Works.					
A.—Maintenance	1,03,29,672	65,40,764	29 03,300	85 08	50,59,310
B.—Income Tax on income derived by the Municipaity for supply of water to areas outside Municipal Jurisdiction...	30,284	Cr 2,562	...	32,846	21,422
C.—Provident Fund Charges	2,30,000	2,11,193	...	18,807	3,23,012
D.—Pension, Gratuities and Compassionate Allowance ...	1,67,221	1,67,220	...	1	...
E.—Proportion of General Supervision and Collection of Revenue, etc. ...	14,93,407	12,45,209	2,75,827	Cr. 27,629	12,74,237
G.—Debt Charges	3,42,80,309	3,23,69,868	12,70,485	6,39,956	2,20,59,335
H.—Provision for Equilisation of Debt Charges	...	...	...	...	12,49,365
	4,65,30,893	4,05,31,692	44,49,612	15,49,589	2,99,86,681
III.—Education (Primary)	...	...	...	...	...
IV.—Museums and Libraries.					
A.—Victoria and Albert Museum	6,40,035	2,36,049	3,31,640	72,346	1,31,380
B.—Municipal Free Reading Rooms and Libraries	98,430	82,833	9,736	5,861	80,672
C—Provident Fund, Pension, etc., Charges	6,500	5,659	...	841	7,047
D.—Debt Charges	1,181	1,176	...	5	1,176
	7,46,146	3,25,717	3,41,376	79,053	2,20,275
V.—Public Health Department.					
A.—General Superintendence—					
(a) General Supervision	17,00,269	13,44,882	1,36,934	2,18,453	13,67,667
(b) Epidemics	6,14,405	4,33,267	89,410	91,728	4,01,296
(c) Vaccination	4,29,765	3,35,442	48,322	46 001	2,41,327
(d) Malaria and Insecticides	1036,768	8,47,929	85,132	03,707	8,02,458
(e) Miscellaneous	10,76,054	6,64,154	2,19,976	91,924	4,35,271
(f) Licensing of Dogs	80,696	56,026	18,736	5,934	57,801
	49,37,957	36,81,700	5,98,510	6,57,747	33,05,820
B.—Supply of Milk to undernourished needy Children attending Municipal Schools	16,39,951	7,86,121	2,11,300	6,42,530	8,32,149
C.—Provident Fund, Pension, etc., Charges	1,25,000	1,21,367	...	3,633	3,10,025
E.—Debt Charges	8,88,342	8,21,651	38,217	28,474	...
Census	1,03,373	51,810	40,000	11,563	7,97,038
G.—Malaria Eradication Programme	23,078	1,251	17,000	4,827	57,790
	77,17,701	54,63,900	9,05,027	13,48,774	53,02,822
Carried over Rs. ...	6,28,87,472	5,14,14,567	72,88,271	41,84,634	4,19,85,055

Appendix No. 4—(*Contd.*)

EXPENDITURE

Particulars.	Final grants sanctioned for expenditure during 1961-62.	Actuals for 1961-62.	Final Grants compared with the Actuals.		Actuals for 1960-61.
			Amount required to be renewed in 1962-63.	Savings.	
1	2	3	4	5	6
	Rs.	Rs.	Rs.	Rs.	Rs.
Brought forward Rs. ...	6,28,87,472	5,14,14,567	72,88,271	41,84,634	4,19,85,055
VI.—Medical Relief and Education.					
A.—Hospitals and Maternity Homes—					
(*a*) King Edward Memorial Hospital	58,09,665	41,82,465	8,42,678	7,84,522	42,71,794
(*b*) L. T. Municipal General Hospital, Sion	27,79,064	23,45,456	2,34,711	1,98,897	24,89,529
(*c*) B. Y. L. Nair Charitable Hospital	26,26,724	21,58,512	2,50,097	2,18,115	20,30,473
(*d*) Infectious Diseases Hospitals	55,37,306	43,92,973	7,40,785	4,03,548	51,06,883
(*e*) Bombay Municipal Corporation Dr. Bhajekar Hospital ...	1,29,863	83,753	15,850	30,260	90,911
(*f*) Ear, Nose, Throat and Eye Hospital	1,44,145	...	5,770	1,38,375	...
(*g*) Maternity Homes	8,70,141	6,44,178	1,02,786	1,23,177	6,82,508
(*h*) Maternity and Children Welfare Service	1,23,905	96,329	16,830	10,746	1,03,803
	1,80,20,813	1,39,03,666	22,09,507	19,07,640	1,47,75,901
B.—Dispensaries—					
(*a*) Dispensaries for out-patients	8,73,380	6,14,387	1,37,038	1,21,955	5,25,097
(*b*) Dispensary for combating Venereal Diseases	1,79,702	1,29,308	40,150	10,244	1,43,991
(*c*) Mobile Dispensaries in the City	19,800	19,610	...	190	19,800
	10,72,882	7,63,305	1,77,188	1,32,389	6,88,888
C.—Medical and Nursing Assistance to Poor People in their Homes ...	7,401	316	1,600	5,485	950
D.—Family Planning Clinics	36,640	22,221	10,460	3,959	30,471
E.—Medical Education—					
(*a*) Gordhandas Sunderdas Medical College	12,00,084	8,58,148	2,28,720	1,13,216	9,50,490
(*b*) Topiwalla National Medical College	9,21,958	6,64,693	1,16,338	1,40,927	6,57,008
(*c*) Nair Hospital Dental College	8,45,866	4,26,429	1,61,809	2,57,628	4,21,798
	29,67,908	19,49,270	5,06,867	5,11,771	20,29,296
F.—Statutory Contribution to Government Medical Institutions ...	4,14,503	4,14,500	...	3	4,14,500
G.—Clinic for treatment of Leprosy Cases	2,88,549	1,25,982	1,53,000	9,567	78,852
Providing a Convelescent Home of 120 beds with equipment and Staff Quarters at Parel.	38	...	...	38	1,546
I.—Debt Charges	34,66,996	27,21,080	3,35,215	4,10,701	22,30,597
Construction of a Building for full-fledged out-patients Department at M. G. H., Sion	7,09,152	1,70,704	5,38,300	148	7,35,758
J.—Grant-in-Aid	27,04,246	17,69,770	8,98,448	36,028	10,79,579
K.—Provident Fund, Pension, etc., Charges	3,47,000	2,63,572	...	83,428	4,01,211
	3,00,36,128	2,21,04,386	48,30,585	31,01,157	2,24,67,549
VII.—Street Cleansing and Conservancy, Road Watering and Halalkhore Service.					
A.—Street Cleansing and Conservancy—					
(*a*) Superintendent and Inspection	12,82,224	9,65,758	2,71,826	44,640	9,61,469
(*b*) Veterinary	82,174	50,645	25,185	6,344	50,037
(*c*) Gully Flushing	4,46,486	3,54,775	43,200	48,511	4,22,363
	18,10,884	13,71,178	3,40,211	99,495	14,33,869
B.—Collection, Loading, Removal and Disposal of Town Refuse—					
(*i*) Collection of Town Refuse—					
(*a*) Scavengering	60,78,535	54,32,741	5,20,910	1,24,884	55,72,796
(*b*) Road Scraping and Road Watering	4,33,206	3,46,816	70,580	15,810	3,85,905
(*ii*) Removal of Town Refuse to Mahalaxmi Siding—					
(*a*) Bullock Traction	4,51,807	2,25,782	1,88,249	37,776	3,18,997
(*b*) Motor Traction	18,98,858	17,41,447	1,25,615	31,796	21,40,483
(*iii*) Loading of Refuse at Mahalaxmi Siding for Transport to Deonar ...	45,78,514	24,76,598	16,44,268	4,57,648	32,60,324
(*iv*) Disposal of Town Refuse—					
Transpot of Refuse from Mahalaxmi Siding to Deonar by Train ...	13,54,803	9,35,427	2,62,530	1,56,846	7,88,531
	1,47,95,723	1,11,58,811	28,12,152	8,24,760	1,24,67,036
C.—Road Watering ...	...	...	...	...	...
D.—Hallkhore Service—					
(*a*) Cleansing and Sanitation	28,66,344	18,79,716	5,01,021	4,65,607	18,82,607
(*b*) Transport—					
(1) Bullock Traction	1,08,040	46,632	57,600	3,808	68,181
(2) Motor Traction	1,84,462	96,919	61,810	25,733	1,19,042
(*c*) Pumping, Compressor Stations, Purification Works and Flood Gates—					
(*a*) Inspection and Supervision	71,617	57,754	10,490	3,373	57,963
(*b*) Pumping Stations	8,96,528	5,74,643	1,69,931	1,51,954	5,51,403
(*c*) Compressor Stations and Flood Gates	3,92,219	2,49,732	86,870	55,617	2,59,714
(*d*) Purification Works	11,49,327	6,79,251	3,60,560	1,09,516	6,62,575
(*d*) Cleansing of Sewers, Street Connections and Hose Drains ...	48,03,788	29,38,656	12,33,610	6,31,522	23,04,311
(*e*) Proportionate cost on account of Collection charges of Halalkhore Tax, Supervision charges on Halalkhore Service and Cost of Water used for flushing Gullies, Privies, etc.	2,84,862	2,81,664	21,546	Cr. 18,348	3,10,914
	1,07,57,187	68,04,967	25,03,438	14,48,782	62,16,710
F.—Provident Fund Charges	6,26,000	6,04,813	...	21,187	8,98,838
G.—Pension, Gratuities and Compassionate Allowance	1,73,038	1,73,038	...	...	...
H.—Debt Charges	45,68,325	38,02,194	2,63,107	5,03,024	34,97,800
	3,27,31,207	2,39,15,051	59,18,908	28,97,248	2,45,14,253
Carried over Rs. ...	12,56,54,807	9,74,34,004	1,80,37,764	1,01,83,039	8,89,66,857

Appendix No. 4—(*Contd.*).

EXPENDITURE.

Particulars.	Final grants sanctioned for expenditure during 1961-62.	Actuals for 1961-62.	Final Grants compared with the Actuals		Actuals for 1960-61.
			Amount required to be renewed in 1962-63.	Savings.	
1	2	3	4	5	6
	Rs.	Rs.	Rs.	Rs.	Rs.
	12,56,54,907	9,74,34,004	1,80,37,764	1,01,83,039	8,89,66,857
VIII.—Roads, S. W. Drains and Public Lighting.					
A—General	6,32,873	5,00,352	89,651	42,870	4,31,083
B.—Maintenance of Roads	60,21,692	39,02,374	14,42,126	6,77,192	40,35,761
C.—Public Lighting	32,13,729	27,37,496	3,76,702	99.531	26,56,203
D.—Manitenance of S. W. Drains	8,42,788	1,35,508	2,48,565	4,58,715	1,22,204
E.—Rebate on account of the Compounded Wheel Tax	28,660	21,933	1,000	5,727	25,684
Expenditure other than Establishment in connection with reorganisation Scheme	...	...	...	...	13,959
H.—Debt Charges	43,38,745	35,31,843	4,55,584	3,51.318	...
Treating with 3" of asphaltic concrete surfaces of different Roads in the City.	1,05,374	2,518	...	1,02.856	26,93,700
F.—Provident Fund, Pension, etc., charges	1,25,000	85,910	...	39.090	16,759
I.—Proportionate Cost of Collection of Wheel Tax	1,02,520	97,190	...	5,330	1,86,150
J.—Traffic	17,230	14,969	...	2,261	90,395
	1,54,28,611	1,10,30,093	26,13,628	17,84,890	1,02,71,898
IX.—Mechanical.					
A.—Mechanical Engineer's Office Establishment—					
(*a*) M. E.'s Office Establishment	4,86,855	3,00,981	25,850	1,60,024	3,61,192
(*b*) Transport	1,66,728	1,03,982	19,070	43.676	90,892
	6,53,583	4,04,963	44,920	2,03,700	4,52,084
B.—Provident Fund, Pension, etc., charge	22,700	13,952	...	8,748	37,560
D.—Debt Charges	1,85,992	86,276	18,895	80,821	72,849
	8,62,275	5,05,191	63,815	2,93,269	5,62,493
X.—Buildings, Land Acquisition and Management.					
A.—City Engineer's Central Office Establishment	6,12,557	4,61,878	96,548	54,131	4,49,146
B.—Inspection and Supervision of Private Buildings	9,04,363	6,83,740	1,10,422	1,10,201	6,83,620
C.—Removal of Stall-boards in the City	9,096	4,444	3,520	1,132	4,973
D.—Architectural	2,85,972	2,12,681	50,350	22,941	1,78,731
E.—Land Acquisition and Management	7,75,190	3,49,537	2,22,670	2,03,023	3,34,577
F.—Inspection and Supervision of Factories	1,15,649	91,542	13,582	10,525	60,868
	27,02,827	18,03,822	4,97,052	4,01,953	17,11,915
Deduct—Proportionate share of cost of Establishment and Supervision chargeable to Improvement Schemes Account	2,68,010	1,39,629	1,28,000	382	87,950
	24,34,817	16,64,193	3,69,052	4,01,571	16,23,965
I.—Debt Charges	13,47,946	11,95,496	90,903	61547	13,30,584
Lump Sum Provision for granting improvement subsidies to building owners in approved List	10,10,000	...	...	10,10.000	...
H.—Provident Fund, Pension, etc., charges	* 66,345	52,082	...	14,264	2,31,536
	48,59,108	29,11,771	4,59,955	14,87,382	31,06 085
XI.—Fire Brigade.					
A.—Maintenance	17,78,409	13,93,669	2,41,601	1,43,139	13,51,646
B.—Provident Fund Charges	5,000	4,535	...	465	2,05,469
C.—Pension, Gratuities, and Compassionate Allowances	2,79,455	2,79,455	...	...	...
D.—Proportion of General Supervision and Collection of Revenue ...	1,06,977	86,876	21,030	Cr. 929	97,390
F.—Debt Charges	4,05,798	3,00,165	21,568	84,065	2,50,542
	25,75,6 9	20,64,700	2,84,199	2,26,740	19,05,047
XII.—Licensing, Removal of Encroachments on Public Streets and Administration of Shop and Estt. Act, 1948 and Theatre Tax.					
A.—Licensing Establishment	4,64,760	3.57,783	41,580	65,397	3,53,456
B.—Removal of Encroachments on Public Streets	3,28,551	2,24,532	40,088	63,931	2,35,516
C.—Administration of Shops and Establishment Act, 1948	2,94,618	2,65,378	14.040	14,200	2,40,993
D.—Administration of Theatre Tax	11,560	2,959	5,690	2,911	13,651
E.—Debt Charges	33,020	15,230	3,341	14,449	5,810
F.—Provident Fund, Pension, etc., Charges	51,000	45 785	...	5,215	1,11,741
	11,83,509	9,12,667	1,04,739	1,66,103	9,61,167
Carried over Rs.	15,05,63,949	11,48,58,426	2,15,64,100	1,41,41,423	10,58,53,547

* Includes Rs. 1075 on account of Provident Fund etc. in respect of E—Land Acquisition etc.

Appendix No. 4—(*Concld.*)

EXPENDITURE

Particulars.	Final grants sanctioned for expenditure during 1961-62.	Actuals for 1961-62.	Final Grants compared with the Actuals		Actuals for 1960-61.
			Amount required to be renewed in 1962-63.	Savings.	
1	2	3	4	5	6
	Rs.	Rs.	Rs.	Rs.	Rs.
Brought forward Rs. ...	15,05,63,949	11,48,58,426	2,15,64,100	1,41,41,423	10,58,53,547
XIII.—Gardens and Open Spaces.					
A.—Gardens—					
(*a*) Victoria Gardens ...	7,52,011	5,51,540	1,38,955	61,516	5,76,459
(*b*) Miscellaneous Gardens, Open Spaces, Band Stands, etc. ...	5,82,194	3,19,942	2,43,496	18,756	3,41,737
	13,34,205	8,71,482	3,82,451	80,272	9,18,196
B.—New Gardens, Recreation Grounds, etc. ...	29,292	9,773	10,660	8,859	14,402
C.—Roadside Trees & Benches ...	71,785	57,585	9,890	4,310	73,682
D.—Open Air Theatre at Victoria Gardens ..	25,964	10,408	7,620	7,936	6,365
F.—Debt Charges ...	4,31,631	3,90,563	10,909	30,159	4,60,098
G—Provident Fund Pension etc. charges ...	37,000	29,038	...	7,962	43,414
	19,29,877	13,68,849	4,21,530	1,39,498	15,16,157
XIV.—Markets and Slaughter Houses.					
A.—Markets and Slaughter Houses—					
(*a*) Central Office ...	1,25,251	1,14,528	4,746	5,977	99,297
(*b*) Municipal Markets ...	21,04,470	17,05,653	2,93,896	1,04,921	9,68,781
(*c*) Slaughter Houses ...	9,19,110	6,97,477	1,73,900	47,733	6,72,663
(*d*) Private Markets ...	67,279	55,766	5,100	6,413	55,939
(*e*) Refrigerator at A.C. Market ...	43,309	27,724	6,732	8,853	39,329
	32,59,419	26,01,148	4,84,374	1,73,897	18,36,009
B.—Provident Fund Charges—	50,000	49,705	...	295	83,639
C.—Pension, Gratuities and Copassionate Allowances	63,330	63,329	...	1	
D.—Proportion of General Supervision	1,84,654	1,09,499	41,807	33,348	1,33,368
F.—Debt Charges	3,79,398	3,17,249	14,270	47,879	1,87,855
	39,36,801	31,40,930	5,40,451	2,55,420	22,40,871
XV.—Contribution to—					
(*a*)—Budget 'B' under Section 125(2)(*d*) of the B. M. (C) Act ...	54,80,725	54,67,393	13,332	...	47,27,647
(*b*)—Budget 'D' under Section 123(B)(2) of the B. M. C. Act ...	22,66,819	22,66,819	...	...	14,65,941
(*c*)—Budget 'E' under Section 126(C)(*c*) of the B. M. C. Act ...	1,37,01,800	1,37,01,800	...	...	1,18,18,648
(*cc*)—Special Contribution to Budget 'E' under Section 126c(c-1) of the B. M. C. Act.	40,00,000	40,00,000	...	...	4,27,000
(*d*)—Budget 'F' under Section 123(B)(2) of the B. M. C. Act ...	10,67,008	10,67,008	...	...	6,89,854
(*e*)—Fines Fund Welfare Fund—					
(*i*) Fines Fund	1,54,200	1,26,791	...	27,409	86,886
(*ii*) Welfare Fund	...	...	...	...	...
	2,66,70,552	2,66,29,811	13,332	27,409	1,92,15,796
XVI.—Miscellaneous.					
A.—Provident Fund, Pension, Gratuities and Compassionate Allowances—					
(*c*) Pension Fund	27,23,548	27,23,548	...	...	...
(*d*) Gratuities Fund	7,07,201	7,07,200	...	1	...
	34,30,749	34,30,748	...	1	...
Deduct—Amount chargeable to Water Works, Halalkhore Service, Fire Brigade and Markets and Slaughter Houses	4,79,600	4,79,600	...	...	...
	29,51,149	29,51,148	...	1	...
Total ...	18,60,52,328	14,89,49,164	2,25,39,413	1,45,63,751	12,88,6,371

APPENDIX No. 4-A.

Statement showing details of expenditure incurred on New Works during the year 1960-61 and 1961-62.

	Expenditure upto 31-3-1961	Expenditure during the year 1961-62	Total Expenditure upto 31-3-1962
	Rs.	Rs.	Rs.
I.—General Supervision, Collection of Revenue, etc.			
Works completed (as per Report for 1960-61) ...	1,78,382	...	1,78,382
Provision of the power plugs in the bungalow of Controller of Stores ...	8	877	885
Providing R.C.C. parapet walls 6' high on the sea side by embedding existing iron grills therein at M. G. M. O. Swimming Pool ...	...	4,847	4,847
Construction of a Gymnasium at M. G. M. O. Swimming Pool at Cadell Road ...	...	12,790	12,790
Providing lighting arrangements etc., at M. G. M. O. Swimming Pool ...	...	1,554	1,554
Providing and fixing flourescent fittings at B, C, E, F and G Wards Offices of A. & C.'s Department ...	...	3,410	3,410
Providing 4 counters for receiving payment at the City Head Office at A. & C.'s Department...	...	1,197	1,197
Total, I.—General Supervision, etc....	1,78,390	24,675	2,03,065
II.—Water Works.			
Works completed (as per Report for 1960-61) ...	4,23,379	...	4,23,379
Providing silting out place at Powai Park ...	17,833	795	18,628
Providing Childrens apparata in the Powai Park ...	4,135	1	4,136
Providing W. C. block in Powai Park ...	8,004	328	8,332
Providing a 12" Hume pipe drain at Mile 18/10 from Chinchavali to a culvert ...	929	105	1,034
Providing a covered drain for waste water from Tulsi Filters ...	736	383	1,119
Construction of septic tanks at Tansa for Staff quarters ...	536	954	1,490
Providing a toe wall at Powai Park ...	141	610	751
Security measures for Municipal Installations providing brick wall and gates at either end of Tansa Dam ...	...	338	338
Providing W. C. block and bath for Chawl at Huges Road ...	...	3,562	3,562
Providing fencing around coagulation Tank at Tulsi ...	...	3,093	3,093
Laying out 12" hume pipe drain for Municipal Quarters at Sion ...	...	407	407
Providing 6 new W. C.s at DeLisle Road, Labour Chawls ...	...	5,393	5,393
Refreshment Stall at Powai Park ...	...	12,414	12,414
Construction of a Store Room over the Canteen at DeLisle Road Maintenance Yard, Byculla ...	...	4,400	4,400
Covering the open channel drain along Malabar Hill Slope ...	...	378	378
Providing rolling shutter to Garage at Ghatkopar ...	...	3,116	3,116
Providing W. C. Blocks at Siri Road ...	...	833	833
Constructing of Workshop at Kapurbawdi ...	...	675	675
Providing pitching steps at various Syphon Chawkies along the duct line in Jamboli Division ...	...	181	181
Construction of two blocks for Watchman at Sahar ...	...	696	696
Provding retaing walls in place of collapsed wall at Swimming Pool at Vehar ...	...	1,124	1,124
Laying 3/4" connection to a length of 400 ft. through municipal land to premises bearing C.S. No. 473, Lower Parel Division ...	...	18	18
Total, II.—Water Works ...	4,55,693	39,804	4,95,497
V.—Public Health Department.			
Works completed (as per Report for 1960-61) ...	81,042	...	81,042
Construction of a shed with Manglore tiled roof between the resting shed at Sion Hindu Cemetry ...	1,645	59	1,704
Providing a cabin for M. I. CIII at Ward Stables opposite North Brooke Garden ...	...	662	662
Providing a fire wood shed at Dharavi Hindu Cemetery ...	...	6,830	6,830
Erecting a screen wall to prevent the view of the cremation site at Sion Hindu Cemetery No. 86 from the Wards at L. T. M. G. H., Sion ...	...	5,371	5,371
V—Public Health ...	82,687	12,922	95,609
Total—Carried forward ...	6,34,083	64,479	6,98,562

APPENDIX No, 4-A—Contd.

	Expenditure upto 31-3-1961	Expenditure during the year 1961-62	Total Expenditure upto 31-3-1962
Total brought over ...	Rs. 6,34,083	Rs. 64,479	Rs. 6,98,562
Total V Public Health etc. brought forward ...	82,687	12,922	95,609
Provision of Dharmashala, one closed both room and two urinals at Worli burial ground at 75, Nariman Road ...	...	4,500	4,500
Construction of a shed on burning ground at Dharavi Hindu Cemetery similar to one existing at Sion Hindu Cemetery ...	...	5,438	5,438
Providing water closet block of 2 seats near the existing privy at Dharavi Hindu Cemetery ...	....	4,529	4,529
Providing washing place and the water tap for the mourners near burning ground at Dharavi Hindu Cemetery ...	...	367	367
Providing electric lights at Tank Bunder Hindu Cemetery ...	...	1,075	1,075
Providing and fixing pump with sump tank for playing fountain at electric crematorium, Chandanwadi ...	...	266	266
Providing permanent weather shed to the Staff Quarter at Chandanwadi ...	...	949	949
Total, V.—Public Health Department ...	82,687	30,046	1,12,733
VI.—Medical Relief and Education.			
Works completed (as per Report for 1960-61) ...	7,37,400	...	7,37,400
Providing 12" storm water drains opposite R. P. T. B. Hospital ...	3,167	Cr. 112	3,055
Providing automatic center telephone equipment with 50 line at T.M.N. Collegeand B.Y. L. Nair Charitable Hospitol ...	24,150	139	24,289
Providing wooden partition in the open space below the main staircase a the Convalscents Home	...	106	106
Construction of two cubicals in Ward No. 2 at K. E. M. Hospital including white glazed tile	...	3,297	3,297
Laying underground 4" C. I. gas pipe for Hospital Kitchen in the O. T. block at K. E. M. Hospital ...	...	2,921	2,921
Providing Two T. W. Compound gates at the Byram Villa Nuses' quarters at the B. Y. L. Nair Charitable Hospital ...	...	875	875
Providing brick masonary stands with R.C.C. slabs in Ward No. 9, 10 and 11 ...	...	547	547
Providing and fixing wash basins (9 Nos.) at Ward Nos. 1, 2, 3 5, 6, 7 and 8 with water connection at B. Y. N. Charitable Hospital ...	...	1,113	1,113
Providing and fixing permanent weather sheds between Maternity block and post mortem room	...	778	778
Providing and fixing W. I. grills to remaining windows at Northern Side etc., for Ward Nos. 1, and 4 and 5, 6, 8 of B. Y. L. Nair Charitable Hospital ...	...	572	572
Providing and fixing 50 Nos. of flurescent fittings fire Nos. [of electric cheeks for X-Ray Department at B. Y. L. Nair Charitable Hospital ...	...	1,176	1,176
Providing two collapsible doors at the R. P. T. B. Hospital Building ...	...	265	265
Extension to Medical Oxygen pipe line at the R. P. T. B. Hospital ...	...	2,132	2,132
Extension to the height of the Compound wall etc., from Matron's block to corner near Dhobi's quarters etc., between Government Housing Colony and extension wall ...	...	1,454	1,454
Extending the cabin for doctors and providing Soda water bottle glass pieces to road side verandah at ground floor and conversion of bath room into W.C. at 1st floor at V.D. Clinic, Bellasis Road ...	...	1,802	1,802
Providing (a) bed pan sinks in Wards Nos. 1, 2, 3, 7 and 8, 2, 3, 7 and 8 at Kasturba Hospital	...	1,383	1,383
Providing cement concrete pavement passage in the front of Clerical Staff Quarter at Kasturba Hospital ...	...	391	391
Provision for additional lockers for students of N. H. D. College ...	...	2,376	2,376
Providing water and drainage arrangement to the counters of the Physiology Department of the T. N. M. College ...	...	1,493	1,493
Providing brick masonary thegholds with glazed fixed shutters in the passages etc., at first, second and third floors of the T. N. M. College Hostel at Haji Ali Park ...	...	1,908	1,908
Demolition of barrack in the Compound of L. T. M. G. H., Sion ...	...	532	532
Tarring the passage between the Maternity Home and the V. D. Clinic at Bellasis Road ...	...	4,973	4,973
Constructing a brick masonary Partition wall etc., at Arthur Road Subsidiary Clinic at A. R. Stables ...	...	800	800
Providing additional power plug for high pressure sterlizer at Naigaum Maternity Home ...	...	676	676
Providing permanent weather sheds to the Nurses' quarters at Bellasis Road Maternity Home	...	844	844
Providing new soil pan to the exsiting Building, bath room and renewing wash-basin on the 1st floor of Victoria Road Maternity Home ...	...	505	505
Total, VI.—Medical Relief, etc. ...	7,64,717	32,946	7,97,663
Total —Carried forward ...	14,81,487	1,27,471	16,08,958

APPENDIX No. 4-A—Contd.

	Expenditure upto 31-3-1961	Expenditure during the year 1961-62	Total Expenditure upto 31-3-1962
	Rs.	Rs.	Rs.
Brought ovec ...	14,81,487	1,27,471	16,03,958
VII.—Street Cleansing and Conservancy, etc.			
Works completed (as per Report for 1960-61) ...	23,41,315	...	23,41,315
Electrification of Shroff Wadi Chawls in the Compound of the Land Car marked for extension at D. P. Work ...	279	260	539
Laying feeder mains for gas connections providing and fixing 6" dia. gas mains ...	6	*Cr.* 303	*Cr.* 297
Electrification of Prabhadevi 144 tenements and DeLisle Road, Biggaries Chawls ...	16,165	7,717	23,882
Providing and fixing one 9" sluice valves at Biological installation, Banganga, Walkeshwar ...	871	3,813	4,684
Proposed extension of Public Convenience at Ranade Road, etc. ...	...	3,206	3,206
Providing separate water connection to room, No. 29 and 30 at Rajwadkar Street ...	...	393	393
Constructing the garage flooring of Publicity Van of P. R. O's Department at Palton Road ...	...	188	188
Space required for keeping trailor at Lalbaug Market ...	...	238	238
Providing 6' strip of asphalt pavement around chawls for 128 tenements at Hay Stock Road ...	...	9	9
Providing 300 gallons storage tank to P. L. at Victoria Garden on Bucylla Railway Station ...	...	393	393
Removal of footpaths in Chembur Lane (V. G. Lane) and providing 1, 2, 4 concrete opposite G. M. C. Market ...	...	805	805
Provision of storage tank with down take connections and additions and alterations in existng roof in Walpakhadi Chawls No. 24, Block (A to F) ...	...	9,065	9,065
Electrification of Rooms 77A, 77B, Sukhalaji Street Chawls ...	...	453	453
Providing water tap and nahanis in each room at the Staff Quarters at Sion Pumping Station	...	1,483	1,483
B. E. S. & T. mains to new Pumping Stations to menial chawls at L. G. P. Station ...	...	2,552	2,552
Construction of a wall and demolfshing the same at Cleare Bunder Road, Worli ...	...	10,938	10,938
Provding permanent weather sheds at Tank Bunder Pumping Staion ...	...	426	426
Provding nahanis in the staff quarters and making drainage arrangements at Mahim Pumping Station ...	...	305	305
Constructing of a store shed for keeping heavy and large pump compressors at Matunga ...	...	3,271	3,271
Extending the compressor house by 15 feet at Carral Road A. C. Staiton for making it convenient to install a third compressor ...	...	3,287	3,287
Providing a water tap and washing place in the new taak L. G. P. Station ...	...	146	146
Providing 1½ water connection from service water main at Dharavi Road upto. Digestion Tank.	...	1,809	1,809
Providing 6" C.I. gas main at Sion Circle, Sion ...	...	7,222	7,222
Providing a Chowky for a Watchman at L. G. P. Works ...	...	671	671
Providing additional storage for staff quarters No. 1 at D. P Works ...	...	852	852
Providing additional railing at D. P. Works ...	...	7,217	7,217
Providing water cooller levels for Dadar and D. P. Works ...	...	3,322	3,322
Providing 12" dia. S.W. drains with water entrances on the South of municipal Chawl at Rajwadkar Street ...	...	1,875	81,875
Construction of a store room for G/N Drainage Ward Office at Minochar Lodge, Cadell Road, Shivaji Park ...	...	3,163	3,163
Providing fluroscent light in A Ward drainage office at 75, Mint Road ...	...	369	369
Extension of 9" exiing sewer line at Carnac Road by 6" S. W. Pipe ...	...	1,996	1,996
Providing two diversion connections from 9'-6" S. W. to 9'-6" Ovoid Sewer in Arthur Road ...	...	1,580	1,580
Extending S. W. Drain near P. P. Prabhadevi Ghorupdeo Road ...	...	617	617
Providing electric wiring installation in Municipal Chawls at Mahaluxmi Siding ...	...	566	566
Providing concrete below scammell trailor at Fergusson Road ...	...	562	562
Construction of sett stone pavement for keeping scammell trailor at Sonapur Lane, Tadwadi, near Harijan locality, Dhobi Talao ...	...	497	497
Providing platfocm to keep scammell Trailor on the Bhoiwada Station ...	...	646	646
Providig lightig installation to Public urinal at S. Bridge, Victoria Garden Road ...	...	280	280
Providing Scammell Trailor at Lady Hardinge Road ...	...	98	98
Total, VII.—Street, etc. ...	23,58,636	81,988	24,40,624
Total—Carried forward ...	38,40,123	2,09,459	40,49,582

APPENDIX No. 4-A—*Contd.*

	Expenditure upto 31-3-1961	Expenditure during the year 1961-62	Total Expenditure to 31-3-1962
	Rs.	Rs.	Rs.
Brought over ...	38,40,123	2,09,459	40,49,582
VIII.—Roads, S. W. Drains, etc.			
Works completed (as per Report 1960-61) ...	12,07,079	...	12,07,079
Reserve for petty drainage works ...	2,19,171	- 4,717	2,23,888
Construction of a permanent structure for accommodating office of A.E.C. (I and II) ...	935	11,261	12,196
Providing and laying 15" dia. S. W. drain opposite King's Circle Railway Station ...	...	766	766
Replacing the existing dhapa drain by 24" dia. H. Q. storm water drain between Tribuvan Road and Vithalbhai Patel Road ...	...	8,758	8,758
Construction of a staircase near Plaza Cimena at Dadar ...	...	2,123	2,123
Reconstructing the Globe Mill passage between DeLisle Road and drainage channel in sheet Asphalt ...	...	Cr. 7,442	Cr. 7,442
Providing Car Park opposite Old Custom House, Fort Bombay ...	...	1,494	1,494
Shifting Road Department Depot at Nehru Nagar to the site at Drainage filled up channel Road ...	...	1,298	1,298
Providing barbed wire fencing and construction of a shed for office of A. E. (I and II) ...	...	37	37
Total VIII.—Roads, S. W. Drains etc. ...	14,27,185	23,012	14,50,197
IX.—Mechanical.			
Works completed (as per Report for 1960-61) ...	91,030	...	91,030
Providing cabin for tiffin room in the tower building for the use of Clearical staff at Municipa Workshop ...	...	431	431
Raising the hight of the existing stone masonary walls, providing barbed wire fencing on the top of concrete coping, raising the existing gates, raising the height of corrugated sheet walls' and providing expanded metal collapsible steel doors and main gate of workshop at Foras Road ...	...	9,429	9,429
Providing permanent weather sheeds to the windows of the office building on road side at Municipal Workshop, Foras Road ...	...	1,302	1,302
Total, IX—Mechanical ...	91,030	11,162	1,02,192
X.—Buildings, Land Acquisition, etc.			
Works completed (as per Report for 1960-61) ...	15,12,872	...	15,12,872
Providing housing accommodation comprising of 64 tenements for Municipal Staff at Maratha Hospital ...	3,47,651	659	3,48,310
Providing housing accommodation to Municipal Staff at (1) Gilder Lane, (2) Elephinston Road Market and (3) Surya Cinema ...	3,83,141	1,151	3,84,292
Providing electric instalation for concrete Testing Laboratory at L. G. P. Station, Worli ...	...	580	580
Total X.—Buildings, etc. ...	22,43,664	2,390	22,46,054
XI.—Fire Bridge.			
Works completed (as per Report 1960-61) ...	2,07,750	...	2,07,750
Replacing existing C. I. sheet walling of the store room by brick masonary wall 9" thick at Byculla Fire Station ...	...	1,463	1,463
Providing and fixing collapsible steel gate to the ambulance garage at Memonwada Fire Station	...	1,951	1,951
Providing planning to the roof of the bath room etc., of 2nd Officers' quarters at Byculla ...	...	559	559
Providing roof over the storage tank on the ground in the premises at Fort Fire Station ...	...	1,157	1,157
Providing dust bins shed at Dadar Fire Station ...	...	593	593
Providing permanent weather sheds for windows etc., of Pawar's quarters at Byculla Fire Station ...	...	433	433
Providing storage tank for improving water supply at Worli Fire Station ...	...	3,296	3,296
Improving water supply at Byculla T. Building, Haines Road ...	...	300	300
Total—XI.—Fire Brigade ...	2,07,750	9,752	2,17,502
Total—Carried forward ...	78,09,752	2,55,775	80,65,527

APPENDIX No. 4-A—*Concld.*

	Expenditure upto 31-3-1961	Expenditure during the year 1961-62	Total Expenditure upto 31-3-1962
	Rs.	Rs.	Rs.
Brought over ...	78,09,752	2,55,775	80,65,527
XII.—Licensing, Removal of Encroachments, etc.			
Works completed (as per Report for 1960-61) ...	35,017	...	35,017
Total, XII.—Licensing, etc. ...	35,017	...	35,017
XIII.—Gardens and Open Spaces.			
Works completed (as per Report for 1960-61) ...	4,35,894	...	4,35,894
Extension to the Sanitary blocks for Males near lion's cage in the Victoria Gardens ...	8,665	41	8,706
Providing permanent shed in the deer enclosure in the Victoria Gardens ...	9,230	921	10,151
Providing a garden with play apparatus on the stable site at Islampura night soil depot ...	820	4,247	5,067
Providing a sliding chute at Mastan Tank Garden ...	8	529	537
Providing a sliding chute at Sion Garden ...	13	1,339	1,352
Providing temporary accommodation to the dishoused employees by converting the hot house into tenements ...	...	3,272	3,272
Converting C. S. No. 2180, 2181 of Bhuleshwar division near Thakurdwar ...	...	714	714
Providing Garden at C.S. No. 2062 of Bhuleshwar division at Zaobawadi, Girgaum ...	...	2,124	2,124
Converting C.S. No. 2007 of Bhuleshwar division at 2nd Fanaswadi Lane into a garden ...	...	781	781
Providing Lights in Nardulla Tank Garden ...	...	940	940
Providing electric installation in the playground at Mastan Shah Baug ...	...	2,844	2,844
Providing N. P. hydrant at Gawalia Tank Maidan ...	...	247	247
Converting C.S. No. 4060 at Bhuleshwar Division ...	...	800	800
Providing play apparatus to Chinch Bunder playground ...	...	741	741
Providing W. C. block at Worli Top Garden ...	...	1,875	1,875
Providing a garden at Shiva Temple, Naigaum ...	...	35	35
Providing a fountain at Gowalia Tank Maidan ...	...	1,116	1,116
Total—XIII.—Gardens etc. ...	4,54,630	22,566	4,77,196
XIV.—Markets and Slaughter Houses.			
Works completed (as per Report for 1960-61) ...	2,65,337	...	2,65,337
Electrification at Pedder Road Market ...	12,711	1,841	14,552
Providing round rafter shed for vegetable squatters at G. M. C. Market ...	...	3,106	3,106
Providing electric installation for Pig Slaughter House ...	...	1,639	1,639
Conversion of Stall Nos. 428 to 433 and 508 to 513 into R.C.C. so as to make them rat proof ones (fruit and vegetable Sections) at A. C. Market ...	...	4,553	4,553
Providing additional lights points at Gold Mohur Castle Market ...	...	523	523
Constructing a water closet and urinal block with C. I. sheet screen wall having two water closets, one each for male and female at Parel Village Market ...	...	3,313	3,313
Providing R. C. precast gratings over the open channel at the Kamathipura Market ...	...	300	300
Construction of two additional bhatties at Plantain Market, Byculla ...	...	1,590	1,590
Providing additional light points at the Dadar Market ...	...	800	800
Total—XIV.—Markets and Slaughter Houses ...	2,78,048	17,665	2,95,713
Total—New Works ...	85,77,447	2,96,006	88,73,453

Appendix No. 5

Revenue Account Balance Sheet as at 31st March 1962.

LIABILITIES.	Rs.	nP.	ASSETS.	Rs.	nP.
Debts—			Cash at Bank ...	1,05,02,746	08
Due on Cash Bills Outstanding Account ...	65,969	59	Cash in Office ...	75,88,750	47
,, Cheques payable ...	24,89,226	40	Municipal Loans—Interest warrants Payable Account ...	1,32,031	83
,, Stores purchased, Outstanding Accounts ...	5,23,692	53	B. I. Trust Loans—Interest warrants Payable Account ...	35,188	15
,, Outstanding Charges for 1961-62 and previous years ...	2,25,39,413	00	Interest on B. I. Trust Loans Payable Account ...	3,698	96
,, Outstanding Charges on account of Interest accrued but not paid (*Vide* details shown in Appendix No. 14-E) ...	23,44,602	91	Interest Receivable Account ...	31,240	00
,, Debt charges Equalization Fund (*Vide* Appendix 14E (1) ...	53,34,712	54		1,82,93,655	49
			Debts—		
Improvement Schemes—			Due for Stores sold ...	Cr.60,15,186	10
Contribution falling due in 1962-63 ...	53,24,200	00	**Stock**—(*Vide* Appendix No. 14-D) ...		
Deposits in Cash and Public Securities from Contractors and private parties (*Vide* details shown in Appendix No. 14-C)...	5,83,04,772	36	Stock (Reserve Stores) ...	39,71,223	82
	9,69,26,589	33	Stock (Reserve Stores) Foras Road Depot ...	3,33,336	03
Public Monuments Maintenance Fund (*vide* details shown in Appendix No. 16-B) ...	1,78,481	34	Line Suspense Account ...	88,016	72
Endowments Fund (*vide* details shown in Appendix No. 16-C)	10,94,010	02		43,92,576	57
	12,72,491	36	Capital Stores— ...		
Stock Account—			Stock	9,00,168	42
Capital Purchases Account. ...	Dr.3,17,519	43	Stock (Foras Road Depot.) ...	22,746	92
Stock Adjustment Account ...	560	93		9,22,915	34
	Dr.3,16,958	50	Plant and Machinery ...	23,51,189	96
Special Funds as at 31st March 1962—			**Advances, Recoverable**—(*Vide* Appendix No. 14-A) ...		
Municipal Fire and Accident Insurance Fund ...	23,98,567	99	Departmental Works ...	86,21,510	30
Net Premia Fund ...	52,47,002	04	Private Works ...	17,50,101	87
Provident Fund ...	9,60,00,411	85	Asphalt Plant Crushers, etc. ...	63,54,300	01
Fines Fund ...	...		Municipal Officers ...	1,63,967	35
Plant and Machinery Depreciation Fund ...	31,56,278	98	Sundries—Miscellaneous—Advances ...	1,47,04,808	53
Hospital Fund ...	19,92,670	69	Municipal Tenderers, Contractors, etc. ...	10,242	69
K. E. M. Hospital and G. S. M. College Equipment Fund	1,28,775	28	Purchase of Coal ...	...	
G. S. M. College and K. E. M. Hospital Research Fund ...	1,87,850	97	Purchase of Petrol ...	10,49,003	32
Fidelity Guarantee Insurance Fund ...	2,07,750	70		3,26,53,934	07
Welfare Fund ...	2,059	93	Deposits in G. P. notes with Central Rly. and with D. G. S. New Delhi ...	3,45,000	00
Land (Reclamation and Acquisition) Fund ...	58,94,376	61	**Advances out of Special Funds**—(*Vide* Appendix No. 14-B)		
Pension Fund ...	1,22,28,211	24	Advances from Plant and Machinery Depreciation Fund for Levelling, Metalling etc., Private Streets ...	5,95,450	59
Gratuities Fund ...	2,12,031	48	Amount advanced from Net Premia Fund for the purchase of Plant and Machinery for the Municipal Printing Press	52,421	18
	12,76,55,967	76	Advances for meeting Capital Expenditure from:—		
Suspense Account—			Municipal Fire and Accident Insurance Fund ...	6,28,819	32
Balance of Proceeds of Rs. 2 Crores Loan for Capital works of the B. E. S & T. Undertaking	10,618	39	Plant and Machinery Depreciation Fund ...	7,75,872	04
			Net Premia Fund ...	14,67,736	22
			K. E. M. Hospital & G.S.M. College Research Fund...	20,180	71
			,, ,, ,, Equipment Fund	2,819	49
			Hospital Fund ...	6,03,520	15
			Land (R & A) Fund ...	11,85,873	79
				53,32,693	49
			Deposits in Public Securities—		
			With the State Bank of India ...	47,22,755	00
			In Office ...	7,09,325	00
				54,32,080	00
Carried Forward ...	22,55,48,728	34	Carried Forward ...	6,37,08,858	82

† Amount being the Cash in respect of B. E. S. & T. Committee

Appendix No. 5.(*Concld.*)

LIABILITIES.	Rs. nP	ASSETS.			Rs. nP.
Brought forward ...	22,55,48,728 34	Brought forward ...			6,37,08,858 82
			In Securities. Rs. nP.	Deposits in Cash, Call, Fixed & Current A/c. Rs. nP.	
Surplus Revenue Fund as per Appendix No. 2 ...	4,51,66,028 90	Invsetment— Special Funds* ...			
		Municipal Fire and Accident Insurance Fund ...	4,10,765 75	13,58,982 92	17,69,748 67
		Net Premia, etc., on different Municipal Loans ...	4,64,532 00	32,62,312 64	37,26,844 64
		Provident Fund ...	9,60,00,313 73	98 12	9,60,00,411 85
		Plant and Machinery Depreciation Fund ...	14,14,850 50	3,70,105 85	17,84,956 35
		Hospital Fund ...	14,600 00	13,74,550 54	13,89,150 54
		K.E.M. Hospital and G.S.M. College Equipment Fund.	1,25,923 75	32 04	1,25,955 79
		G.S.M. College and K.E.M. Hospital Research Fund	74,500 00	93,170 26	1,67,670 26
		Fidelity Guarantee Insurance Fund ...	23,202 82	1,84,547 88	2,07,750 70
		Land (Reclamation & Acquisition) Fund ...	71,100 00	46,37,402 82	47,08,502 82
		Welfare Fund ...	2,000 00	59 93	2,059 93
		Pension Fund ...	35,46,077 50	86,82,133 74	1,22,28,211 24
		Gratuities Fund ...	2,12,000 00	31 48	2,12,031 48
			10,23,59,866 05	1,99,63,428 22	12,23,23,294 27
		Investment of Surplus moneys In Public Securities·			
		3% Conversion Loan 1946 †**	36,877 14	...	36,877 14
		Puboic Monuments Maintenance Fund (*Vide* Appendix No. 16-B), ...	1,78,389 34	92 00	1,78,481 34
		Endowments Fund ... (*Vide* Appendix No. 16-C).	10,93,890 23	119 79	10,94,010 02
		Surplus Fund— In Securities—	Face Value.	Book Value.	
		4½% Kerala Fin· Corpn. Bonds 1974 ...	10,30,800	10,30,800 00	
		4½% Bombay State Fin. Corpn. Bonds 1972 ...	14,45,600	14,45,600 00	
		4½% Bombay State Co-operative L.M.B. Debentures 1973 ...	1,74,500	1,73,627 50	
		4¾% Mysore Central Co-op. L.M.B. Debentures 1962-77	7,52,500	7,44,975 00	
		4½% Municipal Debentures Budgets A and B ...	2,61,36,600	2,61,36,600 00	
		4% Bombay State Development Loan 1971 ...	7,53,800	7,53,800 00	
		4% Madhya Pradesh State Dev. Loan 1971 ...	1,56,600	1,55,034 00	
		4% B. M. Debentures Budget A & B ...	7,57,200	7,53,458 50	
		4% Loan 1980 ...	1,17,400	1,17,282 60	
		4% Calcutta Port Trust Debentures ...	46,700	45,649 25	
		4% Panjab Loan 1971 ...	22,300	22,228 64	
		3½% Municipal Debentures ...	11,90,000	11,90,000 00	
		3¾% do. ...	12,900	12,900 00	
		3⅛% do. ...	7,05,300	6,76,390 00	
		3⅛% U. P. E. E. Act Bonds ...	2,69,200	2,66,508 00	
		3% Municipal Debentures ...	2,81,100	2,81,100 00	
		4½% B. I. T Debentures ...	62,500	62,500 00	
		3% Conversion Loan 1946 ...	7,35,500	7,36,192 13	
		2½% U. P. & A. C. Bonds ...	7,50,000	2,27,713 69	
			3,54,00,500	3,48,32,359 31	
		In fixed, call, & current deposit in cash	...	4,85,40,876 34	8,33,73,235 65
Total ...	27,07,14,757 24	Total ...	13,85,01,382 07	6,85,04,516 35	27,07,14,757 24

* For Face, Purchase and Market Values of each kind of securities held in the Special Funds, please see Appendix No. 16.
† In respect of permanent deposits from lessees.
** Face Value of the securities is Rs. 39,400.

APPENDIX No. 6.

Statemcnt of Special Funds for 1961-62.

Municipal Fire and Accident Insurance Fund.*

(Corporation Resolution No. 4572, dated the 4th October 1888, Corporation Resolution No. 4479, dated the 5th October 1914, Corporation Resolution No. 5408, dated the 21st September 1922, Standing Committee Resolution No. 3451, dated the 2nd July 1924, and Corporation Resolution No. 13888, dated the 18th February 1926).

	Dr. Rs. nP.	Cr. Rs. nP.
Balance on 1st April 1961 ...	...	23,05,854 69
Contributions for the year ...		6,524 94
Interest realised during the year ...		93,187 56
Expenditure incurred during the year ...	6,999 20	
Profit on conversion ...		...
Balance on 31st March 1962 as per Balance Sheet, Appendix No. 5—		
Rs. nP.		
Amount advanced for financing Capital Expenditure 6,28,819 32		
Amount held in Securities Cash and fixed deposits... 17,69,748 67		
	23,98,567 99	
Total ...	24,05,567 19	24,05,567 19

* Accumulations in the fund are allowed to Rs 25 lakhs under C. R. No. 1458 of 1-3-1954.

Net Premia Fund.

(Corporaton Resolution Nos. 5294, dated the 19th November 1888, No. 9222, dated the 11th December 1893 and No. 5179, dated the 15th November 1906 and Standing Committee Resolution No. 3343, dated the 28th August 1907).

	Dr. Rs. nP.	Cr Rs. nP.
Balance on 1st April 1961 ...		52,46,056 27
Sale of water-marked paper ...		1,723 27
Expenditure incurred during the year ...	777 50	
Balance on 31st March 1962 as per Balance Sheet, Appendix No. 5 —		
Rs. nP.		
Amount advanced for financing Capital Expenditure 14,67,736 22		
Amount advanced for purchase of Plant and Machinery for Muncipal Printing Press pending adjustment against the provisions for depreciation in subsequent years ... 52,421 18		
Amount held in Securities, Cash and fixed deposits... 37,26,844 64	*52,47,002 04	
Total ...	52,47,779 54	52,47,779 54

* Out of this Rs. 28,77,775 belong to Water Works Account, (Appendix No. 12A)

Fines Fund.

(Corporation Resolution No. 1217 of 12th May 1919).

	Dr. Rs. nP.	Cr. Rs. nP.
Balance on 1st April 1961 ...		00 00
Interest realised during the year ...		36 54
Net Recoveries of fines during the year ...		2,555 89
Contribution from Revenue ...		1,26,791 05
Expendture during the year ...	1,29,383 48	
Amount held in securities and Cash ...		00 00
	...	
Total Rs. ...	1,29,383 48	1,29,383 48

Plant and Machinery Depreciation Fund.

(Corporation Resolution No. 5533 of 1st September 1924).

	Dr. Rs. nP.	Cr. Rs. nP.
Balance on 1st April 1961 ...		30,66,852 46
Withdrawal Fees ...	56 48	
Depreciation adjusted during the year ...		92,249 00
Expenditure during the year ...	2,766 00	
Balance on 31st March 1962 as per Balance Sheet, Appendix No. 5— ...		
Rs. nP.		
Amount advanced for financing Capital Expenditure. 7,75,872 04		
Amount advanced for meeting expenditure on levelling, metalling, etc., Private Streets ... 5,95,450 59		
Amount held in Securities and Cash ... 17,84,956 35		
	31,56,278 98	
Total ...	31,59,101 46	31,59,101 46

Levelling, Metalling, etc., Private Streets Fund.

(Corporation Resolution No. 9427 of 23rd January 1922 and Corporation Resolution No. 11147 of 7th January 1926).

	Dr. Rs. nP.	Cr Rs nP
Expenditure incurred out of the amount advanced from Plant and Machnery Depreciation Fund as on 1st April 1961 ...	5,73,659 71	
Expenditure during the year ...	...	
Recoveries on account of expenditure during the year ...		6,804 17
Interest charges during the year ...	28,595 05	
Advance from Plant and Machinery Depreciat on Fund as at 31st March 1962 ...		5'95,450 59
Total Rs. ...	6,02,254 76	6,02,254 76

Public Monuments Maintenance Fund.

	Dr. Rs. nP.	Cr. Rs. P.
Balance on 1st April 1961 ...		1,78,481 34
Profit on conversion during the year ...		...
Balance on 31st March 1962 as per Balance Sheet, Appendix No. 5 ...		
Amount held in securites and Cash ...	1,78,481 34	
Total Rs. ...	1,78,481 34	1,78'481 34

Endowments Fund.

	Dr. Rs. nP.	Cr. Rs. nP.
Balance on 1st April 1961 ...		10,60,906 77
Interest Bonus, etc invested during the year and donations received ...		32,251 25
Profit on conversion ...		852 00
Balance on 31st March 1962 as per Balance Sheet, Appendix No 5 ...	...	
Amount held in cash and securities ...	10 94,010 02	
Total Rs. ...	1094,010 02	10,94,010 02

Hospital Fund

(Corporation Resolution No. 497 of 15th November 1934).

	Dr. Rs. nP.	Cr. Rs. nP.
Balance on 1st April 1961 ...		19,03,392 66
Donations received during the year ...		1,11,569 62
Expenditure during the year ...	22,291 59	
Balance on 31st March 1962 as per Balance Sheet, Appendix No. 5 ...		
Amount advanced for financing capital Expenditure ... 6,03,520 15		
Amount held in securities and cash ... 13,89,150 54		
	19,92,670 69	
Total ...	20,14,962 28	20,14,962 28

APPENDIX No. 6—*Contd.*

Statement of Special Funds 1961-62.

K. E. M. Hospital and G. S. M. College Equipment Fund.

(Corporation Resolution No. 650 of 3rd December 1935.)

			Dr.		Cr.	
			Rs.	nP.	Rs.	nP.
Balance on 1st April 1961	...				1,00,273	90
Amount of Depreciation on Plant & Machinery credited to the Fund during the year...					28,501	38
Balance on 31st March 1962 as per Balance Sheet, Appendix No. 5	...					
Amount advanced for financing Capital Expenditure	Rs.	nP.				
	2,819	49				
Amount held in Securities and cash	... 1,25,955	79	1,28,775	28		
Total	...		1,28,775	28	1,28,775	28

Fidelity Guarantee Insurance Fund.

(Corporation Resolution No. 1283 of 10th March 1941).

		Dr.		Cr,	
		Rs.	nP.	Rs.	nP.
Balance on 1st April 1961	...			1,93,200	29
Net Recoveries during the year	...			7,706	82
Expenditure during the year	...	...			
Interest realized during the year	...			6,843	59
Balance on 31st March 1962 as per Balance Sheet, Appendix No. 5	...				
Amount held in securities, cash and fixed deposits	...	2,07,750	70		
Total	...	2,07,750	70	2,07,750	70

G. S. M. College and K. E. M. Hospital Research Fund.

(Corporation Resolution No. 176 of 21st June 1937).

			Dr.		Cr.	
			Rs.	nP.	Rs.	nP.
Balance on 1st April 1961	...				1,81,230	35
Interest realized during the year	...				7,704	04
Profit on conversion	...				...	
Expenditure during the year	...		1,083	42		
Balance on 31st March 1962 as per Balance Sheet, Appendix No. 5	...					
Amount advanced for financing Capital, Expenditure...	Rs.	nP.				
	20,180	71				
Amount held in securities Cash and fixed deposits	... 1,67,670	26	1,87,850	97		
Total	...		1,88,934	39	1,88,934	39

Welfare Fund

(Constituted under Section 120A of the Bombay Municipal Corporation Act)

		Dr.		Cr.	
		R.s	nP.	Rs.	nP.
Balance on 1st April 1961	...			41,026	45
Contribution during the year	...			...	
Interest realised during the year	...			1,361	01
Net recoveries during the year	...			643	00
Expenditure during the year	...	40,970	53		
Amount held in securities and cash on 31st March 1962	...	2,059	93		
Total Rs.	...	43,030	46	43,030	46

Land (Reclamation and Acquisition) Fund.

(Corporation Resolution No. 1623 dated the 7th February 1957).

				Dr.		Cr.	
				Rs.	nP.	Rs.	nP.
Balance on 1st April 1961			...			56,97,969	98
Profit on conversion during the year			...			...	
Interest during the year			...			1,96,406	63
Balance on 31st March 1962 as per Balance Sheet, Appendix No. 5—		Rs.	nP.				
Amount advanced for Financing Capital Expenditure	...	11,85,873	79				
Amount held in Fixed Deposits, Cash and Securities	...	47,08,502	82				
				58,94,376	61		
	Total		...	58,94,376	61	58,94,376	61

Pension Fund.

(Corporation Resolution No. 2270 of 31-3-60).

		Dr.		Cr.	
		Rs.	nP.	Rs.	nP.
Balance on 1st April 1961	...			...	
Contribution during the year	...			1,31,49,821	13
Interest realised during the year	...			2,95,317	24
Expenditure during the year	...	12,16,927	13		
Balance on 31st March 1962 as per Balance Sheet, Appendix No. 5					
Amount held in securities cash and fixed deposits	...	1,22,28,211	24		
		1,34,45,138	37	1,34,45,138	37

Gratuities Fund.

(Corporation Resolution No. 2270 of 31-3-60)

		Dr.		Cr.	
		Rs.	nP.	Rs.	nP.
Balance on 1st April 1961	...			...	
Contribution during the year	...			11,07,842	76
Interest realised during the year	...			18,848	23
Expenditure during the year	...	9,14,659	51		
Balance on 31st March 1962 as per Balance Sheet, Appendix No. 5 —					
Amount held in securities, cash and fixed deposits	...	2,12,031	48		
Total	...	11,26,690	99	11,26,690	99

APPENDIX No. 6—(*Concluded.*)

Statement of Special Funds 1961-62.

Provident Fund.	Rs. nP.	Rs. nP.	Rs. nP.	Rs. nP.
(Corporation Resolution No. 5598, dated the 7th September 1920)				
Balance on 1st April 1961 ... ... 5,37,65,308 60				
Add—Transferred from Trust 56,429 10				
Amount of Subscriber's Accounts—				
(1) Other than Trust and Education Committee's employees	5,38,21,737 70	5,38,21,737 70		
(2) Trust employees 46,42,844 00				
Less—Transferred to Municipal 56,429 10	45,86,414 90	45,86,414 90		
(3) Education Committee's Employees		2,46,62,389 06		
*(4) Suburban Employee		54,39,490 48		
(5) Extended Suburban Employees		5,85,415 15		
(6) Excess Interest, Profit on sale of Securities, etc.		8,30,053 71		
Receipts on account of Subscriptions and contribution during 1961-62 in respect of employees other than Trust, Education Committee's Employees and Suburban Employees	76,75,746 27			8,99,25,501 00
Deduct—Payments during the year	63,76,257 65	12,99,488 62		
Interest allowed on Provident Fund accounts of employees other than Trust Education Committee's employees and Suburban Employees	20,98,582 72			
Deduct—Payments during the year	48,345 77	20,50,236 95		
				33,49,725 57
Recoveries on account of Subscriptions and Contributions during 1961-62 in respect of Provident Fund Accounts of Trust Employees	6,53,675 33			
Deduct—Payments during the year	4,89,538 67	1,64,136 66		
Interest allowed on Provident Fund Accounts of Trust Employees	1,80,037 58			
Deduct—Payments during the year	5,397 01	1,74,640 57		
				3,38,777 23
Receipts on account of Subscriptions and Contributions during 1961-62, in respect of Provident Fund Accounts of Education Committee's Employees ...	39,08,712 37			
Deduct—Payments during the year	32,58,836 66	6,49,875 71		
Interest allowed on Provident Fund Accounts of Education Committee's Employees.		9,51,286 14		
				16,01,161 85
Receipts on account of Subscription and Contribution during 1961-62 in respect of Provident Fund Accounts of Suburban Employees	16,38,794 59			
Deduct—Payments during the year.	11,59,077 56	4,79,717 03		
Interest allowed on Provident Fund Accounts of Suburban Employees ...	2,16,829 24			
Deduct—Payments during the year	6,114 18	2,10,715 06		
				6,90,432 09
Receipts on account of subscription & contributions during 1961-62 in respect of Provident Fund Accounts of extended Suburbs' employees	3,01,343 51			
Deduct—Payments during the year	1,38,873 81	1,62,469 70		
Interest allowed on Provident Fund Accounts of the employees of extended Subs..	22,676 03			
Deduct—Payments during the year	128 44	22,547 59		1,85,017 29
Net Interest on Provident Fund Investments realized during the year ...		33,80,758 50		
Deduct—Interest allowed at 4 per cent. per annum on Provident Fund Accounts				
(1) Employees other than Trust Education Committee's Employees and Suburban Employees	20,98,582 72			
(2) Trust Employees	1,80,037 58			
(3) Educations Committee's Employees...	9,51,286 14			
(4) Suburban Employees	2,16,829 24	34,69,411 71		Dr. 88,653 21
(5) Extended Suburs	22,676 03			
Profit on account of conversion of Securities				Dr. 11,866 10
Represents the out standing Amount of Employees' subscription and interest not claimed by the parties for more than 12 years				10,316 13
Balance on 31st March 1962 as per Balance Sheet Appendix No. 5			9,60,00,411 85	
			9,60,00,411 85	9,60,00,411 85

* Provident fund of the suburban employees is merged from 1-4-53.
** do. do. 1-4-58.

APPENDIX No. 7.

Capital Fund Balance Sheet as at 31st March 1962

LIABILITIES.	Rs.	nP.	Rs.	nP.	ASSETS.	Rs.	nP.	Rs.	nP.
Loans Outstanding :—					**Block Account :—**				
Due to Government (*Vide* detais as shown in Appendix No. (11)		...	7,36,32,807	53	**Loan Funds—**				
Due to Public— (*Vide* details as shown in Appendix No. (11)		...	39,58,97,500	00	Property and Assets at original cost as as per Appendix No. 8...	Rs.	nP. 67,13,31,993 33		
Advances from Special Funds— (*Vide* details as shown in Appendix No. (11)		...	46,84,821	72	*Deduct*—Subventions granted for the conversions of privies into water closets, shown below ...		14,96,476 56		
			47,42,15,129	25			67,28,28,469 89		
Trust Fund Account—	Rs.	nP.			*Add*—Subventions granted for the conversion of privies into water closets Rs. 22,97,055.00				
Donation from Mr, D. M. Bahadurji ...	3	69			*Deduct*—Expenditure written off Rs. 8,00,578.44		14,96,476 56	67,13,31,993	33
Donation from Sheth Shantilal M. Parikh for the establishment of a Blood Bank ...	15,219	38			**Trust Fund—**				
Donation from— The Trustees of the late Justice Badruddin Tyabji Memorial Fund for the conltruction of Orchard House at Victoria Garden ...	1,694	50			Expenditure as per Appendix No. 8 ...			59,28,692	43
Donation from— The Chairman of Trustees of the Lotus Trust for the construction of electric crematorium at Chandanwadi ...	71	62			**Worn out Water Mains Renewal Fund—**				
Donation from— The Managing Trustee of Shri Ramkunwar Charitable 'X' Ray Institute Trust for Conversion of F Ward Stables into an Isolation Hospital for 80 Beds for T. B. Patients, etc. ...	51,001	00			Expenditure as per Appendix No. 8 ...			9,64,525	91
Donation from— Reserve Bank of India for construction of a ward 38/40 beds for accommodating their Sick employees in K. E. M. Hospital ...	48,417	39			**Municipal Land and Buildings Fund—**				
Donation from— The Trustees of Shri Anant Nathaji Maharaj Jain Temple towards the cost of construction of a new public convenience, ...	1	25			Land purchased and Buildings erected as per Appendix No. 8 ...			43,03,043	z 42
Donation from— Dr. G. V. Deshmukh for providing additional 50 Surgical Beds for women in the M.G.H. Sion...	250	00			Temporary advance to Development Fund ...			31,77,390	37
Amount received from Government of Bombay for the work of construction of Sub-way near church Gate Station ...	00	38			**Investments—**				
Amount received from the Poor Box Charity Fund for Convalescent Home at K. E. M. Hosptial ...	1,43,267	31			**Sinking Fund—**				
Amount received from the President, T.N.M. College Pavilion Fund and Smt. Desai Shri M.M. Amersay for construction of Pavilion at T.N.M. College ...	84,850	58			As per Appendix No. 10 ...			(a) 13,66,54,580	74
Amount received from the Governor's Hospital Fund for extension of Orthopaedic Theatre at K. E. M. Hospital ...	2,20,268	96			**Loan and Trust Funds—**				
Amount received from Rockfeller Foundation Trust, for the work of construction of additional floors over the Registration Block and outpatients department, etc. at K. E. M. Hospital ...	2,25,270	20			Amount reserved for capital stores ...			3,47,75,201	69
Amount received from Shri G. D. Birla for construction of a Recreation Centre at Chowpatty ...	2,98,870	03			In cash and fixed deposits ...			* 1,87,76,861	08
Amount received from the Parsee Central Association Co-operative Housing Society Ltd., for construction of 1100 additional stones at Mahalaxmi Dhobiwada ...	861	63							
Amount received from Central Government for Isolation Hospital ...	1,25,000	00							
Amount received from Messrs. J. J. Kapadia and Co. Ltd., for construction of a ne Building for T. N. M. College (Mural Painting for) ...	2,500	00							
Amount received from Phiroze Bharucha Memorial Fund for the establishment of Thoracis and Cardiac Institute ...	55,959	29							
			12,73,507	21					
Carried over		...	47,54,88,636	46				87,59,12,288	97

(a) For Face, Purchase and Market Values of Securities held in the Sinking Funds, please see Appendix No. 16A—

z The amount represents the balance on account of Trust Funds and Loan Funds.

APPENDIX No. 7—(*Concld.*)

LIABILITIES.	Rs.	ASSETS.	Rs.
Brought over ...	47,54,88,636.46	Brought over ..	87,59,12,288 97
Surplus—			
CAPITAL ASSETS AT ORIGINAL COST OVER LIABILITIES:—			
Sinking Fund on Loans	13,66,54,580.74		
Loans Redemption Fund	24,97,86,775.25		
Premia on Loans	3,20,848.74		
Contributions from Special Funds	8,03,171.02		
Do. Revenue for Loan Works Establishment	17,869.98		
Do. G I. P. Railway	3,74,000.00		
Do. Port Trust	1,56,500.00		
Do. Government for Schools... ...	5,00,000.00		
Do. Government for widening the Love Grove Bridge	91,234.00		
Do. Worn-out Water Mains Renewal Fund	9,64,525.91		
Do. Land and Buildings Fund ...	74,80,433.79		
Do. Development Fund	1,34,32,075.48		
Do. Revenue towards Bai Jerbai Wadia Hospital for Children ...	7,00,000.00		
Do. Trust Fund	59,28,692.43		
Do. Trustees Gokuldas Tejpal Charities	18,123.64		
Grant in aid from Government for widening the road in Colaba division	12,975.87		
	41,72,41,806.85		
Deduct—			
Assets written off—			
Amount as on 31st March 1961 Rs. 1,56,17,888.57			
Additions during the year ... ,, 12,00,265.77	1,68,18,154.34		
	40,04,23,652.51		
Grand Total ...	87,59,12,288.97		87,59,12,288.97

APPENDIX No. 8.

SUMMARY

	Total Capital Expenditure upto 31st March 1961.	Expenditure During 1961-62. Out of Loan Funds.	Capital Expenditure upto 31st March 1962.
	Rs.	Rs.	Rs.
(1) Loan Funds			
I.—General supervision, Collection of Revenue, etc. ...	67,38,415	1,07,671	68,46,086
II.—Water Works ...	36,05,91,389	65,94,692	36,71,86,081
III.—Education, Primary ...	27,98,012	...	27,98,012
IV.—Education, Secondary ...	20,704	...	20,704
V.—Public Health Department ...	1,24,35,378	1,89,384	1,26,24,762
VI.—Medical Relief and Education.	2,85,79,417	52,73,555	3,38,52,972
VII.—Street, Cleansing and Conservancy Road Watering and Halalkhore Service ...	4,23,01,555	27,22,294	4,50,23,849
VIII.—Roads, Drains and Sewers ...	9,80,24,096	1,04,01,434	10,84,25,530
IX.—Mechanical ...	36,55,495	4,260	36,59,755
X.—Buildings, Land Acquisition and Management ...	5,38,33,855	9,46,630	5,47,80,485
XI.—Fire Brigade ...	27,33,167	1,95,549	29,28,716
XIII.—Gardens and Open Spaces ...	64,04,691	41,498	64,46,189
XIV.—Markets and Slaughter Houses	1,06,63,569	6,50,600	1,13,14,169
XV.—Slum Service ...	38,50,863	22,829	38,73,692
XVI.—Measures for Civil Defence...	1,87,149	...	1,87,149
XVII.—Greater Bombay ...	2,85,133	*Cr.* 5,861	2,79,272
XVIII.—Industrial Estates ...	246	6,31,861	6,32,107
Discount and other charges on Loans	66,33,952	...	66,33,952
Plant and Machinery ...	35,95,556	2,22,956	38,18,512
(1) Loan Funds—Total.	64,33,32,642	2,79,99,352	67,13,31,994
(2) Trust Fund			
Works executed ...	57,84,592	1,44,100	59,28,692
(3) Worn out Water Mains Renewal Fund			
Works executed ...	9,64,526	...	9,64,526
(4) Land and Buildings Fund			
Lands purchased and buildings erected ...	43,03,044	...	43,03,044
Grand Total.	65,43,84,804	2,81,43,452	68,25,28,256

APPENDIX No. 8

Block Account showing details of Capital Expenditure upto 31st March 1962.

	Total Capital Expenditure upto 31st March 1961.	Expenditure during 1961-62.	Total Capital Expenditure upto 31st March 1962.
I.—GENERAL SUPERVISION, COLLECTION OF REVENUE, ETC.	Rs.	Rs.	Rs.
Works completed (as per Report for 1960-61)	26,11,056	...	26,11,056
Works Completed during the year—			
Construction of 16 tenements for Watchmen of Central Stores in Yard No. 2 at DeLisle Road ...	88,861	...	88,861
Total—Works completed ...	26,99,917	...	26,99,917
Works in progress—			
Extension of the Municipal Head Office Building ...	33,91,086	7,626	33,98,712
Remodelling of Municipal Central Stores ...	2,73,951	...	2,73,951
Alterations to the ground floor and addition of a first floor to a portion on the Western side of the existing Municipal Printing Press Building at Carnac Bridge ...	1,07,053	...	1,07,053
Extension of the Municipal Printing Press Building to house the machinery for executing the printing work of B.E.S. & T. Undertaking. ...	Cr. 2,863	...	Cr. 2,863
Constructing a new building consisting of a ground and one upper floor on the site of the oil godown near the existing One of the Municipal Central Stores ...	1,19,520	8,783	1,28,303
Construction of four storied building on Plot No. 172 (West) Scheme No. 6, Sion Matunga Estate for housing Municipal Officers ...	1,49,751	16,886	1,66,637
Construction of a Town Duty Chowky at Mulund ...	...	16,208	16,208
Construction of godowns for stocking cement near Bellasis Bridge.	...	58,168	58,168
Total Works in progress ...	40,38,498	1,07,671	41,46,169
I.—General Supervision, etc., Total ...	67,38,415	1,07,671	68,46,036
II.—WATER WORKS, ORDINARY.			
Works completed (as per Report for 1960-61)	6,24,38,483	...	6,24,38,483
Works completed—			
Repairing and extending the Trolley Track in various syphons of the duct line outside Bombay ...	1,18,441	...	1,18,441
Housing accommodation for emergency gangs for the labour staff in the outside City Division ...	2,42,222	...	2,42,222
Improving the water supply in Localites in 'B' Ward—Laying water mains in Musjid Bunder Road—Sandhurst Road etc. ...	2,13,199	...	2,13,199
Providing a 12" water main in Dadar Kumbharwada Lane ...	28,998	...	28,998
Laying a 30" main from the 57" West main along Golbe Mill Passage Road No. 5B, Worli Road upto junction of Cadell Road and Chowney Gully ...	5,56,567	...	5,56,567
Construction of a pavilion at Tansa ...	14,173	...	14,173
Providing water mains for Antop Village Housing Scheme for Non-Schedule Staff of B. P. T. ...	51,723	...	51,723
Laying 9" hydrant main in Scotish Orphanage Lane and Bhundar Gully ...	25,263	...	25,263
Laying a 24" main in Charni Road from Khetwadi to Sandhurst Road ...	59,779	...	59,779
Enlarging 18" water main in Veer Nariman Road to 24" from Flora Fountain to Elphinstone Circle ...	75,908	...	75,908
Laying 6" water main in Public passage off Durga Street ...	4,660	...	4,660
Laying a 12" water main in Dr. Viegas Street ...	41,509	...	41,509
Laying 6" main in Lohar Chawl from Cadell Road to Balamia Road.	5,505	...	5,505
Laying 6" water main in Suparibaug Cross Road from Suparibag Road to Ajmal Merwanji Road ...	14,183	...	14,183
Laying a 6" water main in Paul Street from Vincent Road East to Road No. 2, Naigaum Estate ...	9,886	...	9,886
Laying 9" main in Suckeria Bunder Road from Reay Road to Sewree Station Road Junction Sewri Bunder Road ...	55,027	...	55,027
Providing sewer valves and cross connections to the existing water main in the City (North) ...	5,486	...	5,486
Enlarging the existing 4" main in Arthur Road to 9" ...	24,549	...	24,549
Enlarging 12" water main in Carnac Road to 24" from Dr. Dadabhoy Navrojee Road to Girgaum Road ...	13,3,466	...	13,3,466
Laying 6" water main in Bapty Road and Bapty Road Cross Lane.	7,210	...	7,210
Laying a 4" Hydrant main in Telli Gully ...	7,415	...	7,415
Laying a 6" main in the passage off Vincent Road ...	4,490	...	4,490
Works completed ...	16,99,659	...	16,99,659
II.—Water Works—Works completed—Grand Total ...	6,41,331 42	...	6,41,38,142

APPENDIX No. 8—(*Contd.*)

	Total Capital Expenditure upto 31st March 1961	EXPENDITURE DURING 1961-62	Total Capital Expenditure upto 31st March 1962
	Rs.	Rs.	Rs.
II—Water Works—Brought over ...	6,41,38,142	...	6,41,38,142
Works in progress—			
Providing new water mains in Mahim District	2,32,201	Cr. 33,956	1,98,245
Providing concrete blocks under steel mains outside City at places where they are badly corroded...	20,50,785	...	20,50,785
Providing hydrants in roads where there are no hydrants or where additional hydrants are necessary	1,42,867	Cr. 400	1,42,467
Enlarging the 5" main in Falkland Road Low level to meet 9" main in Sleater Road	Cr. 147	...	Cr. 147
Providing ausilary Sluice Valves on daily operated cross connections Valves, etc.	44,524	59	44,583
Providing by-pass arrangments on large sized sluice valve on important water mains at the various parts of the City ...	10,968	1	10,969
Providing cross connections and sluice valves for adequate Fire Service	49,977	Cr. 1,901	48,076
Laying water main in Sion-Matunga Scheme No. 6 ...	3,57,189	30,401	3,87,590
Laying 24"> 18" for 12" water meter from 48" Tansa main near Kolwada Station for Antop Hill Wadala Area	2,18,649	Cr, 169	2,18,480
Enlarging all the 3" -4" water main in A Ward to Suitable sizes	2,40,972	Cr. 7,858	2,33,114
Measures to prevent frequent bursts on the 24" Vehar Main at Kurla	17,754	...	17,754
Providing water mains with hydrants, etc., in the layout of Road 5 in Scheme No. 57 Sewri Wadala	3,90,611	24,228	4,14,839
Protection of 57" Tansa Steel mains in the City	25,44,854	1,83,273	27,28,127
Laying water mains in the roads of the proposed layout for the Worli Neighbourhood unit at Worli	1,15,441	Cr. 68	1,15,373
Enlarging the existing 6" main in Parel Tank Road to 9" ...	2,51,979	125	2,52,104
Enlarging the 3" water main at Khara Tank Street to 12" ...	33,812	...	33,812
Enlarging the existing 4" main in Mathew Road to 9" from French Bridge upto New Queen's Road	38,149	...	38,149
Laying 6" water main in Khetwadi 11th Lane	4,980	...	4,980
Enlarging the existing 2" water main to 6" in Madhanpura Street (E Ward)	7,412	4,288	11,700
Strengthening of Tansa Dam	69,70,612	...	69,70,612
Enlarging the existing 6" main in Khetwadi Main Road to 12"...	1,44,806	...	1,44,806
Elnaging the 6" water main in western footpaths of Clare Road and extending it to join the 36" main	89,945	...	89,945
Re-modelling the workshop and yard at Ghatkopar... ...	21,734	...	21,734
Conversion of N. P. Hydrants into S. P. Hydrants at Bhandarwada Hill Reservoir and Malabar Hill Reservoir... ...	34,061	236	34,297
Laying 6" water main in the portion of Gymkhana Road at Talang Road, Matunga	10,976	...	10,976
Laying 24" main in Mint Road and Frere Road from Elphinstone Circle to Fort Street	1,41,159	...	1,41,159
Extension of Tulsi Trolley Track	66,115	3,515	69,630
Provision of sanitary convenience for the Labour Staff working in Outside City Division	67,694	575	68,269
Laying the 12" W. M. with 10 hydrants in Lady Hardinge Road	75,175	Cr. 882	74,291
Concreting the approach road to Haning Gardnens from Babulnath Road to Gibbs Road	15,535	...	15,535
Shifting of daily operated S. V.'s in roads under heavy traffic ...	50,118	994	51,112
Conversion of a daily operated sluice value of hyesover 12 into electrically operated ones	Cr. 16	...	Cr. 16
II—Water Works—Works in progress—Carried forward	1,44,35,889	2,02,461	1,46,38,350
II—Water Waorks—Carried forward ...	6,41,38,142	...	6,41,38,142

APPENDIX No. 8—*Contd.*

	Total Capital Expenditure upto 31st March 1961	EXPENDITURE DURING 1961-62	Total Capital Expenditure upto 31st March 1962
	Rs.	Rs.	Rs.
II—Water Works—Carried forward ...	6,41,38,142	...	6,41,38,142
II—Water Works—Works in Progress—Brought over ...	1,44,35,889	2,02,461	1,46,38,350
Resurfacing the pathways at Malbar Hill Reservoir and Bhanarwada Hill Reservoir Gardens with soil cement ...	14,730	...	14,730
Adding first floor to Mali's Quarters at Siri Roads	2	...	2
Enlarging the existing 6" main in Shaiekh Memon Street to 12" between Kalbadevi and Princess Street	69,864	47	69,911
Construction of a BEST Sub. Station for Malbar Hill Reservoir	854	...	854
Laying 3" hydrant main in Jambulwadi	3,068	...	3,068
Enlaring the existing 6" main to 21"-18" in Kandawadi Lane and connecting it to 24" main in Girgaon Road and 18" main in C. P. Tank Road	1,43,149	Cr. 59	1,43,090
Laying 6" water main in Hargovind Desaiwadi from Bhaskar Lane to Kumbhartukda Lane ...	6,281	...	6,281
Laying a 30" water main along Queens Road and 1st Marine Street to hohi Talao	63,340	...	63,340
Laying a 30" water main in Foreshore Road, Cloaba from junction F Road to junction Wodehouse Road	2,67,329	305	2,67,634
Laying a 6" water main in Bhojat Gulley from Lady Hardinge Road to Manmala Tank Road	10,038	...	10,038
Extending 5" main in Gokuladas Pasta Road by 6" one to meet the 9" main in Vince nt Road...	3,263	Cr. 2	3,261
Extending and enlarging the 4" main in Bruce Street to 6" off Mahatma Gandhi Road	17,248	...	17,248
Laying an 18" main for Cuffee Parade for the Army, Navy and Tata Institute of Fundamental Reserach ...	1,83,760	...	1,83,760
Laying a 9" main in Temkar Street from junction Grant Road to junction Bellasis Road for a length of about 1,910 feet ...	35,050	Cr. 145	34,905
Enlarging 6" water main in Girgaum Road and Vithalbhai Patel Road to 9" (from Opera House to Charni Road) ...	76,366	141	76,507
Provision of quarters at Bhandup for chlorinating staff ...	5,621	...	5,621
Providing lighting arrangement at Kamla Nehru Park and ladies and children's Garden at Malbar Hill ...	25,415	...	25,415
Guniting portion of 57" Tansa mains between Marol and Santa Cruz ...	5,17,675	2,543	5,20,218
Enlarging the 4" main in 2nd Fanaswadi to 6" ...	8,241	...	8,241
Laying 6" water main in gymnasium Road (A Ward) ...	39,069	...	39,069
Laying 6" main in the Lane off Ranade Road Extension ...	3,945	...	3,945
Laying a 12" watersmain in Mugbhat Lane for 21" main in Khadilkar Road and to connect it to the 6" main in Pimpalwadi Cross Lane.	38,838	Cr. 30 12	38,820
Laying 12" water main in Fanaswadi ...	54,062	Cr. 85	53,977
Enlarging the 9" water main in Mount Road to 12" ...	76,083	...	76,083
Laying an 18" water main in Keshavji Naik Road and Dr. Meishri Road ...	2,23,829	...	2,23,829
Enlarging the 72" dia. Tansa water main to 96" dia. between Kasholi Anchor Block to Kapurbavdi Anchor Block ...	56,30,795	Cr. 24,647	56,06,148
Replacing the 72" dia. East and West Tansa Mains with one 96" dia. main from Gwalawali to Kasholi Anchor Line ...	9,73,828	234	9,74,062
Enlarging the existing 4" main in Bhawanishankar Cross Road to 6" ...	10,737	Cr. 134	10,603
Extending the existing 6" main in Mahella Patel Agiary Lane to meet 6" main in Grant Road ...	5,118	Cr. 28	5,090
Enlarging 5" main to 9" in old Bengalipura Street ...	11,283	...	11,283
I—Water Works—Works in Progress Brought Over ...	2,29,54,770	1,80,613	2,31,35,383
II Water Works—Carried forward ...	6,41,38,142	...	6,41,38,142

APPENDIX No. 8—*Contd.*

	Total Capital Expenditure upto 31st March 1961	EXPENDITURE DURING 1961-62	Total Capital Expenditure upto 31st March 1962
	Rs.	Rs.	Rs.
II.—Water Works—Carried forward ...	6,41,38,142	...	6,41,38,142
II.—Water Works—Works in Progress—Carried forward ...	2,29,54,770	1,83,613	2,31,35,333
Laying 6" main in Pednekar Wadi off Sayani Road ...	5,864	...	5,864
Connecting water mains along Lakhamsi Napoo Road and Sir Bhalchandra Road with 32" Vehar Main ...	82,588	Cr. 43	82,545
Laying 6" water main in Borkar Wadi Lane between Bhandar Gully and Sitala Devi Road ...	9,398	Cr. 22	9,376
Laying 9" main in Doctor Street from junction Grant Road to junction Erskine Road ...	40,799	292	41,091
Making 9" main in Sun Mill Lane ...	43,217	...	43,217
Enlarging the existing 4" main in Kumbharwada Cross Lane to 9" (G Ward) ...	12,350	5,280	17,630
Enlarging 6" main in Benham Hall Lane to 12" size ...	22,914	Cr. 109	22,805
Enlarging a 12" main in Bora Bazar Street from junction Dadabhai Navrojee Road to Junction Agiary Lane ...	54,554	Cr. 371	54,183
Replacing 37" luice valves including two pen stock Jates in O.C division of W. W. department ...	32,409	1,116	33,525
Laying 9" main in Dharavi Cross Road (Tadwadi) from junction Dharavi Road to junction Dharavi Dhedwadi ...	22,716	1,042	23,758
Extension of motor trolleys shed at Ghatkopar ...	9,420	...	9,420
Laying a new 6" water main in Love Lane Cross Lane ...	2,883	Cr. 25	2,858
Laying 9" main near Government Housing Scheme at Koliwada ...	27,384	1,281	28,665
Raising a floor over the new Chawl at Babula Tank Yard ...	15,459	Cr. 16	15,443
Enlarging the existing 4" water main in Sewri Cross Road to 6" ...	Cr. 11,318	Cr. 7,136	Cr. 18,454
Constructing a boundry wall at certain places on both sides of the Municipal land between Khar Road crossing and Vakola Road crossing (Nehroo Road) ...	61	...	61
Enlarging the existing 6" main in portion of Hasnali Tank Road to 12" ...	11,929	Cr. 34,391	Cr. 22,462
Laying 6" water main B. G. Kher Road, Worli ...	26,799	...	26,799
Laying a 9" main in Little Gibbs Road ...	29,273	...	29,273
Providing 9" water main behind B.D.D. Chawls, Worli betweem Fergusson Road and Globe Mill Lane ...	43,964	34,981	78,945
Providing a chlorination plant for 12" water main at Bhandup ...	4,003	...	4,003
Laying a 12" water main in Trinity Street ...	17,275	33,591	50,866
Laying 12" water main in Esmail Curtay Road, etc. ...	1,02,016	Cr. 103	1,01,913
Laying 4" hydrants main in a lane off Haines Road ...	4,978	Cr. 439	4,539
Renewal of water service pipes in the roads taken up for permanent construction ...	1,89,728	1,45,546	3,35,274
Construction of a compound wall to fence the Municipal land from Ghatkopar Cross connection to Ghatkopar Agra Road Bridge ...	155	11,355	11,510
Providing 12" feeder main in Wittet Road and Ballard Road ...	1,15,978	1,340	1,17,318
Converting the existing store house at Ghatkopar into quarters for M.O., O.C. and M.I.O.C. ...	7,803	...	7,803
Replacing Planks over bridges and culverts in outside City Division by R.C.C. slabs ...	4,764	4,731	9,495
Laying a 4" water main in Picket Cross Road ...	2,808	43	2,851
Laying 6" A. C. main in Sunder Lane to meet 5" main in Tank Pakhadi Street ...	42	3,448	3,490
Laying 4" water main in Khotachi Lane ...	5,693	Cr. 81	5,612
II.—W.W. Works in progress—Carried forward ...	2,38,92,676	3,81,923	2,42,74,599
II.—Water Works—Carried forward ...	6,41,38,142	...	6,41,38,142

APPENDIX No. 8—*Contd.*

	Total Capital Expenditure upto 31st March 1961	Expenditure during 1961-62	Total Capital Expenditure upto 31st March 1962
	Rs.	Rs.	Rs.
II.—Water-Works—Carried for ard ...	6,41,38,142	...	6,41,38,142
II.—Water Works in progress— rought over	2,38,92,676	3,81,923	2,42,74,599
Replacing the 4" main in Delisle Road by 12" Feeder main between Carrol Road and Fergusson Road ...	13,985	15,710	29,695
Laying 6" A. C. main in Musjid Bunder Road ...	7,480	71	7,551
Extending 9" main in 80' Road (Abdul Gaffar Road) and Laying 9" main in 60' road in and 4" main in 40" road in Worli Area ...	24,571	1,112	25,683
Preliminary expenses in connection with the preparation of the lease agreement with the Government of Bombay for the lands purchased at M. Hill for the proposed extension of the reservoir.	42,601	...	42,601
Enlarging and extending the existing 3" main in public passage off Morvi Road to 6" size ...	4,330	103	4,433
Laying 6" service main in the footpaths portion on side of Peddar Road, 'D' Ward ...	1,881	24,873	26,754
Laying 9" water main in Western Railway Stores Lane off Haines Road ...	11,458	6,560	18,018
Laying 4" water main in Telang Cross Road ...	2,395	1,249	3,644
Work in connection with the elimination of pump supply to Parel and Gollanji Hill areas ...	8,891	69	8,960
Works in connection with quality control of water supply in 'C' Ward and part of 'D' Ward ...	2,11,497	...	2,11,497
Laying 6" water main for Municipal Housing Colony near Body Guard Line at Mahalaxmi ...	234	9,503	9,737
Renewal of length of 72" Tansa East main at Bhandup between mile 3.8/6 and 39 ...	...	1,54,859	1,54,859
Providing S. P. Hydrants in place of undergrounds hydrants, 2,500 Hydrant ...	...	9,720	9,720
Replacement of Timber Sleepers in outside City Division ...	...	2	2
Taking over the plots of lands with structure thereon at Malbar Hill for extension of M. H. Reservoir ...	...	1,795	1,795
Laying 6" water main along Duncan Causeway Road (Sion Road) from junction of Dharavi Road, Sion ...	...	18,942	18,942
Laying 6" water main U shape 40' Roads of Road No. 2, Naigaum Estate.	...	4,779	4,779
Laying a 4" water main in concrete passage off Bhawani Shankar 'G' Ward ...	...	2,482	2,482
Laying a 6" water main eastern footpath of Gokhale Road (South from Kumbharwada Road to Elphinstone Road). ...	...	25,799	25,799
Laying 6" water main in Mahatma Gandhi Road from 24" main to Veer Nariman wRoad to connect 4" main in Madras Street ...	...	59	59
Extending the existing 9" water main in Netaji Subhash Road from Parsee Gymkhana upto Chowpatty Foot Bridge with a 6" back along passage leading to Government Printing Press ...	...	12,939	12,939
Laying a 9" watermain along Western footpath and 6" water main along eastern Footpath at Katrak Road and Matunga Road ...	...	30,737	30,737
Laying a 9" watermain in the Eastern Footpathof Lamington Road from Girgaum Road (Opera House) to Grant Road ...	...	18,688	18,688
Laying 6" water main in proposals approach Roads between Tokersey Jiwraj Road and Parel Tank Road with 4" branches in the proposed side roads ...	...	18,499	18,499
Laying a portion of 18" outlet main from Worli Hill Reservoir in Dr. Annie Beasant Road from junction of Globe Mill Passage upto Old Prabhadevi Road ...	...	29,452	29,452
Laying 9" main in Sun Mill Lane ...	...	Cr. 120	Cr. 120
Laying a 4" wa er main along a road between Elphistone Road and Fitwalla Road ...	...	19	19
Melting 18" cross connection between Duct 72" ch. ...	...	Cr. 5,123	Cr. 5,123
Laying a new 48" main in Pydhony Kumbharwada ...	...	Cr. 11	Cr. 11
II.—W.W.ordinary—Total works in progress ...	2,42,21,998	7,64,690	2,49,86,688
II.—W.W.—Carried for ward ...	6,41,38,142	...	641,38,142

APPENDIX No. 8—*Contd.*

	Total Capital Expenditure upto 31st March 1961.	Expenditure during 1961-62.	Total Capital Expenditure upto 31st March 1962.
	Rs.	Rs.	Rs.
II.—W.W. Ordinary—Brought forward ...	6,41,38,142		6,41,38,142
AUGMENTATION OF THE CITY WATER SUPPL			
Vaitarna-*cum*-Tansa Scheme.			
I.—Survey ...	93,591	...	93,591
II.—Preliminary Works ...	20,69,010	500	20,69,510
III.—Land Acquisition ...	11,50,968	5,012	11,56,070
IV.—Dam and appurtenant Works ...	6,36,01,736	32,755	6,36,34,491
V.—Tunnels and appurtenant Works ...	1,61,19,497	20,554	1,61,40,051
VI.—Laying of pipe line ...	7,65,89,618	Cr. 85,529	7,65,04,089
VII.—Quarters, Store Houses, Offices ...	7,08,207	450	7,08,657
VIII.—Miscellaneous ...	37,38,840	2,030	37,40,870
IX.—Supervision Charges ...	77,49,055	3,075	77,52,130
Vaitarna-*cum*-Tansa Scheme—Total ...	17,18,20,522	Cr. 21,063	17,17,99,459
Improving the distribution system in the City Inlets to existing service Reservoirs M. H. R. and B. H. R. and the proposed service Reservoirs at Rowli and Worli Hills.			
(*a*) A 72″ main from Nana's Chowk to Malabar Hill Reservoir...	19,10,720	...	19,10,720
(*b*) 48″ main from Futka Tank to B. H. R. connected with a 57″ main in Dharavi from Mahim to Futka Tank ...	58,39,904	2,00,401	60,40,305
(6) 96″ mian from Powai to Mahim ...	1,27,74,002	29,697	1,28,03,699
(8) 72″>57″ main from Mahim to Worli Naka extended by 48″ main from Worli Naka to Haines Road junction Tulsi Pipe Road ...	59,17,908	2,899	59,20,807
Improving the distribution system in the City outlets from service Reservoirs—			
(*a*) Laying a 48″ new out-let from M. H. R. for serving the Kalbadevi area with its distributories ...	21,00,221	3,231	21,03,452
(*b*) Laying a 48″ new outlet from Malabar Hill Reservoir upto Flora Fountain to serve the Fort Area ...	23,91,226	...	23,91,226
Improving the Distribution in the City—Total ...	3 09,33,981	2,36,228	3,11,70,209
Remodelling the distribution system in the City—			
(1) Laying a 24″ main along Hansali Tank Road and Ash Lane between Tulsi Pipe Line Road and Cadell Road ...	3,35,534	...	3,35,534
(2) Laying 24″ main in Gokhale Road and Lady Jamshedi Road, from Globe Mill Passa-e to Sitla Devi Temple Road ...	9,66,701	...	9,66,701
(3) Laying a new 36″ Byculla Outlet from B. H. R. upto Mount Road junction Love Lane (1,700 R. ft.) ...	704	...	704
(4) Laying a 24″ main in Mount Road to connect the new 36″ outlet to the 15″ main in Victoria Road (2,500-R. ft) ...	56,417	...	56,417
(5) Laying a 24″ main in New Nagpada Road and Bellasis Road from Junction Parel Road to Junction Shukhlaji Street ...	2,70,769	11,473	2,82,242
(6) Laying a 24″ main in Sukhlaji Street and Moreland Road to connect the 32″ main in Grant Road and the 36″ main in ...	4,89,477	Cr. 11	4,89,466
Remodelling,etc., Carried forward ...	21,19,602	11,462	21,31,064
Total Augumentation C.F. ...	20,27,54,503	2,15,165	20,29,69 668
Total—II W.W. Carried forward ...	6,41,38,142	...	6,41,38,142

APPENDIX No. 8—*Contd.*

	Total Capital Expenditure upto 31st March 1961.	Expenditure during 1961-62.	Total Capital Expenditure upto 31st March 1962.
	Rs.	Rs.	Rs.
II.—WW. Ordinary—Brought forward ...	6,41,38,142	...	6,42,38,142
Augmentation of the City's Water Supply—B.F. ...	20,27,54,503	2,15,165	20,29,69,668
Remodelling,etc.—B.F. ...	21,19,602	11,462	21,31,064
(7) Laying a24" main from B. H. R. to connect with the existing 24" main in Wadi Bunder Road (1,300 R.ft) ...	96,169	...	96,169
(8) Laying a 24" main along Lady Hardinge Road between the Tulsi Pipe Road and Cadell Road (3,200 R.ft.) ...	2,92,405	...	2,92,405
(9) Laying a 24" main along Sayani Road between Tulsi Pipe Road and Cadell Road (3,200 R.ft.) ...	2,81,607	...	2,81,607
(10) Laying a separate 24" steel main outlet from elevated tank to Dockyard Road ...	1,14,179	129	1,14,308
(11) Laying a 18" C. I. main Love Lane to connect the new 36" Byculla outlet and the 14" main in Parel Road (3,000R. ft.)	77,853	...	77,853
(12) Laying a 15" C.I. main along Ghorupdeo Road and Cannought Road to connect the proposed 24" main in Mount Road with the 14" and 12" mains in Parel Road (4,400 R.ft.)	1,69,028	7,840	2,04,868
(13) Structural alternations in the Old Control Room B. H. R. and the openings in the existing compartments of the Reservoir and provision of staff quaters ...	1,92,648	1,326	1,93,974
(14) Laying a 48" outlet main and converting the existing 32" Tansa inlet main into outlet main to serve the Tardeo Road and Gowalia Tank Road (600 R.ft.) ...	90,687	1,556	92,243
(15) Laying a 18" main in Tardeo Road from Hornby Vellard upto Tardeo Trom Terminus (2,600 R. ft.) ...	2,41,438	...	2,41,438
(16) Converting the 12" Syphon main in Ridge Road into Pump supply main from Malabar Hill Reservoir by laying 15" main (1,500 R.ft.) ...	63,265	10,609	73,874
(17) Laying a 12" main in Nepean Sea Road and Napean Road (2,700 R.ft.) ...	47,738	...	47,738
(18) Laying a 12" main in Gibbs Road and Forjett Street and 9" main in Altamount Road (4,2000 R.ft. of 12") and (1,000 R.ft. of 9") ..	1,00,060	...	1,00,060
(19) Laying a new 48" Mandvi, Pydhonie, Kumbharwada outlet main from the B. H. R. and Babula Tank Road upto Junction Rahimtoola Road (4,509 R.ft.) ..	4,06,710	Cr. 438	4,06,272
(20) Laying a 24" main in Jakeria Masjid Street from the New 48" Mandvi outlet and Babula Tank Road to connect with the 15" main in Carnac Road (5,600 R. ft.) ...	5,48,667	18,651	5,67,318
(21) Laying a 24" main in Trimbak Purshuram Street to connect the new 36" outlet in Grant Road with the 24" main in Vallabhbhai Patel Road (1,500 R.ft.) ..	1,63,089	Cr. 10	1,63,079
(22) Laying a 12" main in Walkeshwar outlet from M.H.R. along Siri Road to join with the existing 12" main in Walkeshwar Road ..	31,050	...	31,050
(23) Laiyng 24" main in Ebrahim Rahimtoola Road and Mohomadali Road to connect the 24" main in Vallabhbhai Patel Road with 15" main Carnac Road ...	4,57,789	676	4,58,465
(24) Lying 48" new outlet main in Nesbit Road to connect it to 32" Vehar and 32" Tansa mains in Voctoria Garden Road	1,43,779	2,07,116	3,50,895
(25) Laying an 18" C.I. outlet main from M.H.R. to Hornby Vellard along Nepean Sea Road and Bhulabhai Desai Road.	1,51,997	3,27,527	4,79,524
(26) Laying 18' main in Reay Road an Frere Road, Kalachowki Road to Carnac Road ..	4,63,891	2,98,290	7,62,181
Laying 12" main in Road D off Shivaji Park ...	63,860	Cr. 284	63,576
Laying a 30" main along Annie Besant Road and Hornby Vellard between Worli Naka, etc. Jn. Clerk Road ...	1,24,850	Cr. 36,676	88,174
Laying 12" cross connection between 97" main in Bhawani Shankar Road as 57" East-West Tansa main at junction Gokhale Road	1,622	...	1,622
Providing a 12" cross connection in Keluskar Road between 57" East-West Tansa main at Lady Jamshedji Road existing mains	12,760	...	12,760
Laying 18" main in Gowalia Tank Road and Warden Road from Kemp corner to Hornby Vellard ...	Cr. 3	...	Cr. 3
Laying 30" main in Grant Road from Ibrahim Rahimtulla Road to Trimbak Parsuram Street ...	208	...	208
Total ...	64,84,948	8,47,774	73,32,722
Master Plan for Distribution of water supply in the City—			
(a) Preliminary works ...	72,816	...	72,816
(b) Land Acquisition ...	5,43,619	1,82,530	7,26,149
(c) Construction of service reserviors and overhead tanks ...	34,52,849	4,94,509	39,47,358
(d) Laying mains ...	23,04,081	28,25,875	51,29,956
(e) Filtration Plants ...	2,31,083	2,50,665	4,81,748
(f) Renovation of Duct ...	9,01,305	93,700	9,95,005
(g) Advance for the purchase of Stores ...	36,37,501	Cr. 1,82,452	34,55,049
(h) Supervision ...	12,34,333	5,50,094	17,84,427
(i) Tools and Plants ...	1,70,610	2,08,564	3,79,174
(j) Miscellaneous ...	4,29,970	1,45,294	5,75,264
(k) Advance for transport ...	25,163	5,826	30,989
Total—Master Plan ...	1,30,03,330	45,74,605	1,75,77,935
Preliminary work in connection with the water supply to the newly merged area in the western suburbs ...	42,177	1,16,144	1,58,321
Laying of 204" of 96" dia pipeline of Bandra cross the Western Express Highway ...	...	76,314	76,314
Total Augmentation of City's water supply ...	22,22,84,958	58,30,002	22,81,14,960
Total—Works in Progress ...	24,65,06,956	65,94,692	25,31,01,646
Grand Total ...	31,06,45,098	65,94,692	31,72,39,790
Tans Triplication works completed ...	4,99,46,291	...	4,99,46,291
Grand Total II W.W. ...	36,01,91,389	65,94,692	36,71,86,081

APPENDI No. 8—*Contd.*

	Total Capital Expenditure upto 31st March 1961.	Expenditure during 1961-62.	Total Capital Expenditure upto 31st March 1962.
	Rs.	Rs.	Rs.
III.—EDUCATION—PRIMARY.			
School Buildings ...	‡27,98,012	...	27,98,012
IV.—EDUCATION—SECONDARY.			
Works completed ...	20,704	...	20,704
V.—PUBLIC HEALTH			
Works completed (as per Report 1960-61) ...	30,75,985	...	30,75,985
Works completed—			
Extension of Hindu Cemetery No. 74 at Worli (Acquisition) ...	1,04,657	...	1,04,657
Total.—Works completed ...	31,80,642	...	31,80,642
Works in Progress—			
Acquisition of land occupied by Milch Cattle Stables in the City of Bombay ...	86,74,811	1,90,319	88,65,130
Construction of a Building for an electrically operated crematorium at Chandanwadi ...	2,94,402	...	2,94,402
Acquisition of Government land in C.S. No. 414 of Tardeo Divison for providing housing for Hospital Staff ...	1,57,750	...	1,57,750
Construction of kennels for detention of dogs at Mahalaxmi Refuse Sidings and (2) Construction of first aid room and Ke nels for dogs suspected as rabids and awaiwting destruction and (3) Providing electric installation thereat ...	40,314	Cr. 1,093	39,221
Construction of 100 additional Stones and 50 Bhattis for washing clothes at Dhobi Ghat at Mahalaxmi to rehabilitate Dhobies from Forjett Street and Tardeo ...	87,459	...	87,459
Remodelling the Hindu Cemetery No. 46 at Bhoiwada ...	...	158	158
Total.—Works in Progress ...	92,54,736	1,89,384	94,44,120
Total.—V.—Public Health Total ...	1,24 35,378	1,89,384	1,26,24,762
VI.—MEDICAL RELIEF AND EDUCATION.			
Works completed (as per Report for 1960-61) ...	1,02,33,230	...	†1,02,33,230
Works completed duri g the year—			
Construction of two additional floors over the existing Nurses Quarters at R. P. T. B. Hospital ...	1,07,394	...	1,07,394
Construction of Staff Quarters on Plot No. 190 for the proposed Clinic and Maternity Home on Plots No. 185 and 189, Naigaum Estate ...	75,127	...	75,127
Conversion of 'F' Ward Stables into T.B. Isolation Ward and a Clinic ...	2,09,932	...	2,09,932
Construction of three chawl of 24 tenements each or quarters for Mena Staff at R. P. T. B. Hospital ...	3,53,373	...	3,53,373
Additions and alter ations to the Clinin at Victoria Maternity Home at 3rd Victoria Cross Lane ...	23,324	...	23,324
Construction of an additional floor over the Opthalmic Ward at K. E. M. Hospital (Work deferred) ...	100	...	100
Extension of the office of the City Fever Hospital, Arthur Road (Work deferred) ...	254	...	254
Total.—Works completed ...	1,10,02,734	...	1,10,02,734
Works in progress—			
Additions and alterations V. D. Clinics Buildings at Bellasis Road ...	45,955	...	45,955
Construction of a Badminton Court and one Canteen for the students of the G. S. Medical College ...	60,327	...	60,327
Construction and equipment of a building for accommodating 60 beds for Female patients in the compound of R. P. T.B. Hospital, Sewri ...	2,75,263	...	2,75,263
Works at R. P. T. B. Hospital—			
(*i*) Construction of a drying shed ...			
(*ii*) Additions and alterations to the existing moratary ...	16,520	...	16,520
(*iii*) Additions and alterations to the existing R.M.O.'s Quarter			
Purchase of equipment and additions and alterations to Indian Military Hospital at Dharavi (Municipal Group of Hospitals at Sion)— *			
(*i*) Expenditure in connection with taking over the Indian Military Hospital at Dharavi ...	2,69,040	...	2,69,040
(*ii*) Additio and alteroa ion to the existing structures at the Municipal Group of Hospitals at Sion ...	1,59,825	...	1,59,825
(*iii*) Add tions and alteration to the existing structures for housing Nurses and Sisters ...	80,852	...	80,852
(*iv*) Converting one ward into quarters of M.S., A.M.O. and two Casu lty Officers ...	34,471	...	34,471
(*c*) Laying 9" pipe sewer ...	7,339	...	7,339
Total—Works in pfogress—Carried forward ...	9,49,592	...	9,49,692
VI.—Medical Relief and Education—Carried forward ...	1,10,02,734	...	1,10,02,734

‡ Inclusive of Government Share of contribution of Rs. 5 lakhs Further expenditure is being incurred under Budget 'E'.
† Exclusive of Rs. 30,000 expended out of the donation from Sir Ibrahim Rahimtoola, Kt., for combined School and Dispensary at Sandhurst Road and of Rs. 27,268.8-0 expended out of the amount received from Governor's Hospital Fund which was credited to the work of construction of one nois ward for small-pox unit at Arthur Road Hospital.
* Expenditure amounting to Rs. 1,10,000 is booked under Trust Fund.

APPENDIX No. 8—*Contd.*

	Total Capital Expenditure upto 31st March 1961.	Expenditure during 1961-62.	Total Capital Expenditure upto 31st March 1962.
	Rs.	Rs.	Rs.
VI.—Medical Brought forward ...	1,10,02,734	...	1,10,02,734
Works in Progress—Brought forward ...	9,49,592	...	9,49,592
(*vi*) Additions and alterations to the existing structures Nos. T/66, T/67, T/19, T/75, T/76 and waiting shed for patients at Municipal Group of Hosp tals at Sion ...	1,37,968	...	1,37,968
(*vii*) Additions and alterations in the existing structures Nos. T/73, T/74 for converting them into Hospital Wards so as to accommodate additional 100 beds at M. G. H. at Sion ...	39,464	...	39,464
(*viii*) Additions and alterations to the existing structure Nos. T/61, T/62, T/63, T/64 and T/69 to accommoate labour staff at M. G. H. Sion ...	1,98,436	...	1,98,436
(*ix*) Additions and alterations to structures No. T/81 ...	7,125	...	7,125
Purchase of equipment for N. H. Dental College ...	3,75,389	31,419	4,06,808
Additions and alter tions on the gr und f oor ard addition of 1st floor to the X-Ray Therapy Department at the K. E. M. Hosp tal ...	...	...	...
(*i*) Additions and alterations on the ground floor only ...	67,386	...	67,386
(*ii*) Construction of an additional floor over the existing X-Ray therapy Department ...	1,32,466	...	1,32,466
Construcgion of permanent buildings at M. G. H. Sion ...			
(1) Construction of building No. 1 comprising of basement and ground floor ...	3,59,626	...	3,59,626
(2) Cost of land for outright payment ...	5,76,900	...	5,76,900
Construction of Nurses Home at L. T. M. G. H. Sion ...	...	158	158
Construction of 3 additional floors over building No. 1 and construction of building No. 2 comprising of basement, ground and 3 upper floors at M. G. H. Sion ...	19,65,635	1,20,736	20,86,371
Providing 2 additional floors over the existing R. P. T. B. Hospital Building at Sewri ...	6,60,971	25,496	6,86,467
Acquisition of C.S. No. 1597 part of Bycula Division for the P.F. extention of B. Y. L. Nair and T. N. M. Building ...	88,358	...	88,358
Prvid i g three additional Maternity Homes with equipment—			
(*i*) (*a*) Construction of a Clinic and Maternity Home on Plots Nos. 185 and 189 in Naigaum Estate ...	2,46,685	...	2,46,685
Construction of a hostel Building at Haji Ali Park for 120 male students of T. N. M. Collge ...	8,36,437	3,567	8,40,004
Providing and laying gas mains for the supply of gas to Municipal General Hospitals Sion with internal Gas Fittings ...	51,867	...	51,867
Purchase of various articles for the cordiology dept., of B. Y. L. Nair Hospital ...	47,014	...	47,014
Construction of two additional floors over the existing skins and Venereal diseases departments in the B. Y. L. Nair Charitable Hospital ..	31,811	2	31,813
Construction of an add tional floor over Ward pavilion No. 1 and 5 at K. E. M. Hospital for a Ward of 40 Beds for Children ...	2,22,890	...	2,22,890
(*i*) Construct on of a new Building for the T. N. M. College at Dr. A. L. Nair Road on Plot bearing C. S. No. 1598 Byculla Division ...	33,53,305	14,025	33,67,330
Construction of quarters for staff of M. G. H. Sion on Plot No. 290 (East) (Part) Scheme No. 6 Sion Matunga East ...	...	...	...
(*i*) Construction of 96 tenements for essential labour staff of M. G. H. Sion on Plot No. 290-C East Sion Matunga Estate, Scheme No. 6, including a part compound wall ...	4,72,350	158	4,72,508
(*ii*) Construction of additional 128 tenements for essential labour staf of M. G. H. Sion ..	7,84,686	12,920	7,97,606
Construction of an additional storey over lady student's hostel at the Seth G. S. M. College ...	69,286	...	69,286
Extension of the orthopadic theatre on the ground floor and the Gynaecological Ward on the first floor and the construction of a new ward over the Gynaecological ward for Female Surgical Patients at the K. E. M. Hospital ...	3,81,198	215	3,81,413
Extension of Nurses Quarters, Kitchen in the nurses quarters and Fencing over the compound wall at A. R. Hospital ...	208	...	208
Acquisition of Plot No. 113, Scheme 11, Agripada (West) Estate admeasruing about 141 sq. yards and bearing C. S. No. 1/1599 of Byculla Division for extension of B. Y. L. Nair Hospital and T. N. M. College ...	38,297	...	38,297
Construction of additional floors over the Registration Block and outpatients department for the full time departments of medicine and Surgery in the K. E. M. Hospital ...	3,93,018	1,763	3,94,781
Construction of an additional floor on the terrace of the Nair Hospital Dental College Building ...	57,606	...	57,606
Construction of an additional 2nd floor over the administration block for orthopaedic operation theatre at the K. E. M. Hospital.	1,84,417	14,795	1,99,212
Construction of two additional floors one over the kitchen and store-room and the other over this additional floor and Jan Mahomed Operation Theatre Block at K. E. M. Hospital, Parel.	2,89,838	2,02,885	4,92,723
Total Work in Progress Carried over ...	1,30,20,229	4,28,119	1,34,48,68
Total VI.—Medical Carried forward	1,10,02,734	...	1,10,02,734

APPENDIX No. 8—*Contd.*

	Total Capital Expenditure upto 31st March 1961.	Expenditure during 1961-62.	Total Capital Expenditure upto 31st March 1962.
	Rs.	Rs.	Rs.
VI.—Medical—Brought forward ...	1,10,02,734	...	1,10,02,734
Work in Progress—Brought forward ...	1,30,20,229	4,28,139	1,34,48,368
Acquisition of property bearing C.S. No. 138A/74 and 138B/74 part of Parel-Sewri Division for extensin of K. E. M. Hospital and housing its staff ...	9,27,309	...	9,27,309
Construction of Pavilion to house cultural and recreational Centre for students of T. N. M. College at Haji Ali Park ...	37,757	68,260	1,06,017
Construction of a structure for opening Municipal Dispensary at Worli Koliwada ...	31,571	4,777	36,348
Construction of an additional floor over the Asstt. Deans quarters and extension of the first floor to the full area at K.E. M. Hospital for providing quarters to teaching staff of G. S. M. College	2,04,616	438	2,05,054
Purchase of various articles required for the Cardiology Deptt. of the B. L. N. Hospital (2nd Stage) ...	7,539	16,596	24,135
Construction of an additional floor over the Nurses Home at the K. E. M. Hospital and providing passengers' lift for all the floors.	4,59,726	954	4,60,680
Construction of the Turner Blocks, G. T. B. Hospital, Sewri ...	2,81,512	1,06,362	3,87,874
Construction of a building consisting of a ground and four upper floors to accommodate 200 beded Hospital in the premises of R. P. T.B. Hospital, Sewree ...	6,53,123	5,98,076	12,51,199
Construction of additinal floors over the skin and venereal Wards at the K. E. M. Hospital ...	865	1,48,042	1,48,907
Construction of a building and erection of a static power laundry at Bhoiwada in Scheme 57, Sewri-Wadala ...	790	164	954
Extension of Orthopaedic O.P.D. on ground floors and allerations to Aural Deptt. on 1st floor at K. E. M. Hospital, Parel ...	359	18	377
Construction of 80 tenements for essential Labour Staff of Nair Hospital at Mahalaxmi ...	2,76,895	35,662	3,12,557
Acquisition of land bearing C.S. No. 1590-91 of Byculla Division admeasuring 9,040 sq. yds. ...	8,64,492	...	8,64,492
Extension to and additional floor over the Mental Ward at the K. E. M. Hospital ...	1,37,335	2,345	1,39,680
Construction fan addition a: storey over the Seth G. S. M. College Buildings ...	17,265	4,51,509	4,68,774
Construction of a structure for a carpenter's workshop, milk centre and Labour Welfare Centre in the compound of A. R. Hospital.	119	63,462	63,581
Acquisition of Plot No. 126, Scheme No. 11, Agripada (West) Estate admeasuring 440 sq. yds. and bearing C.S. No. 21/600 of Byculla Division for the extension of B. Y. L. Nair Charitable Hospital ...	50,156	...	50,156
Extension of the ground floor of the Blood Bank and construction of additiona floorfor the pharmaceutical laboratory and connecting passage to operation theatre at the K. E. M. Hospital ...	6,736	1,43,117	1,49,853
Construction of an additional floor over the Clinical Pathology Department at the K. E. M. Hospital ...	80	74,444	74,524
Construction of two additional floors over the Convalscent Home at Parel ...	84,127	4,09,479	4,93,606
Constructionof an additional 2nd floor over the X-Ray Department for accommodating titanus ward and paying beds at K. E. M. Hospital ...	300	1,688	1,988
Construction of an additinal floor over the existing Maternity Home at Cadell Road ...	1,122	6'591	7,713
Construction of two additional structures at G. T. B. Hospital for Labour and Superior Staff ...	61,747	1,55,786	2,17,533
Construction of an additional floor over the terrace of full-time department of Medicine and Surgery for accommodating Anglo Cordiagraph equipment at the K. E. M. Hospital ...	24,194	7,970	32,164
Establishment of Thoracis and Cardiology Inst tute at Parel—			
(a) Construction of a building consisting of ground and 5 upper floors on the acquired land bearing C.S. No. 138A/74 and 138B/74 (PM) of Parel Sewree Division, for housing chest Institute ...	1,313	7,95,920	7,97,233
Construction of a ward for 168 beds in the Small Pox Unit at the Arthur Road Infectious Diseases Hospital ...	2,67,387	5,19,120	7,86,507
Construction of a building for" Municipal Eye Hospital at the Junction of Bapty Road and Trimbak Parshuram Street ...	65,724	3,95,323	4,61,047
Construction of a new gate for the entrance of the T. N. M.College, B. Y. L. Nair Charitable Hospital and W. N. Dental College at Dr. A. L. Nair Road ...	190	6,470	6,660
Construction of a ward for 148 beds in the General Unit at the Arthur Road Infectious Diseases Hospital ...	92,105	5,18,280	6,01,385
Extension of Hotels Building of T. N. M. College at Haji Ali Park consisting of ground and 3 upper floors for accommodating Naval Medical Unit of N. C.C. on the ground floor and providing increased hostel accommodation on the upper floors ...	...	1,47,423	1,47,423
Additional floor over Resident Medical Officers Quarters at K.E.M. Hospital, Parel ...	...	164	164
Retaining wall in the premises of R. P. T. B. Hospital near Turner Block ...	...	40,931	40,931
Conversion of Ward No. VIII into operation Theatre at B. Y. L. Nair Charitable Hospital for Neuro-Surgical Department ...	...	190	190
Conversion of ground floor of the Convalscent Home into an Orthopaedic O.P.D. X-Ray and Operation Theatre Block ...	...	9,498	9,498
Structural alrerations to the Improvement Trust Building at Napier Road to convert it into an Ear, Nose, Throat and Eye Hospital.	....	1,19,717	1,19,717
Purchase of furniture for T. N. M. College ...	...	Cr. 3,360	Cr. 3,360
Total.—Works in Progress ...	1,75,76,683	52,73,555	2,28,50,238
Total: VI.—Medical Relief, etc. ...	2,85,79,417	52,73,555	3,38,52,972

APPENDI No. 8—*Contd.*

	Total Capital Expenditure upto 31st March 1961	EXPENDITURE DURING 1961-62	Total Capital Expenditure upto 31st March 1962
	Rs.	Rs.	Rs.
VII.—STREET CLEANSING CONSERVANCY ROAD WATERING AND HALALKHORE SERVICE			
Works completed (as per Report for 1960-61) ...	1,07,66,567	...	1,07,66,567
Works completed during the year—			
Works in connection with the scheme for the sewerage at Wadala, Gowari Parts of Sewri, Sion and Dharavi ...	2,08,647	...	2,08,647
Reconstructing and renovating the Municipal Chawls at Colaba occupied by the Conservancy Staff of the Public Heath Department. ...	5,72,146	...	5,72,146
Construction of 244 additional tenements for Conservancy Staff of the Health Department at Bapty Road Yard ...	6,24,880	...	6,24,880
(a) Construction of 3 new chawls with groundand 3 upper floors and 2 additional floors over the existing chawatBap tyRoad.			
(g) Construction of 96 tenements for the Conservancy Staff at Bapty Road Yard ...	4,69,177	...	4,69,177
Replacing the flouting roof over the digestion Tank at D. P. work by M. S. Sheets ...	1,80,545	...	1,80,545
Replacing the existing ovoid sewer by 42" dia Hume Pipe under 'S' Bridge Byculla. (Work deferral) ...	707	...	707
Construction of a compound wall around the Love Grove Purification Plant(Work deferral) ...	364	...	364
Total—Works completed ...	1,28,23,033	...	1,28,23,033
Works in progress—			
Conservsion of insanitary basket-privies into ater-closets by subsiding House-owners ...	17,21,711	...	17,21,711
Conversion of privies on basket system into water closets by Subsidising House Owners in the northern part of the City ...	Cr. 1,55,116	Cr. 45,720	2,00,836
Construction of Public conveniences in different parts of the City...	2,29,151	50,255	2,79,406
Renewing the old air and sealed sewage mains in the City ...	Cr. 6,02,694	Cr. 72	6,02,622
Constructing an additional Pumping Station at Love Grove ...	35,09,921	2,740	35,12,661
Providing a pumping station in place of Ejector Station at Chinchpokli ...	1,85,710	510	1,86,220
Extension of Purification Plant at Dadar ...	32,38,433	11,648	32,50,081
Laying sewers in certain roads in the City where no sewers exist ...	2,01,799	...	2,01,799
Sewerage Scheme of Dharavi ...	27,78,551	4,74,244	32,52,795
Improving the existing sewerage system in the City ...	62,08,578	1,94,082	64,02,660
Works to be carried on, by the side of the open drain from Matunga to Dharavi to pick up the sewage flowing into open drain 36" gravitation sewer along the open channel drain from 1,400, south of Lady Hardinge Road to the covered drain beyond Mahim Loop Lane ...	4,70,303	...	4,70,303
Sewer connections to buildings in different parts of the City ...	3,37,593	19,936	3,57,529
Diverting the discharge from the existing sealed sewage main of Wadala Pumping Station into a new sewer proposed to be laid in Katrak Road ...	1,153	...	1,153
Deverting the existing 15" scales as sewage main of Chinchpokli Ejector Station	5,242	...	5,242
Inter connections between existing sewers at Matunga Pumping Station ...	25,744	...	25,744
Installation of a purification plant at Love Grove for giving primary treatment to sewage existing threreat and utilising the by-products ...	41,36,001	5,99,274	47,35,275
Acquisition of C.R. No. 24 at Dadar for Municipal Housing ...	24,097	...	24,097
Provision of S. W. Entrants at the Railway Tank at Mahalaxmi Katchra Siding ...	Cr. 584	...	Cr. 584
Construction of quarters for the staff at D. P. Works—			
Construction of a chawl of 30 rooms for labourers with ground and 3 upper floors and a building with 12 two rooms locks with ground and two upper floors ...	2,48,257	807	2,49,064
Laying 4" C. I. pipe line for supplying sludge gas to the properties abutting Road Nos. 25 and 25-B (Sion West) ...	17,723	...	17,723
Improvement of sewerage facilities at Warden Road, Napean Sea Road ...	5,17,623	31,737	5,49,360
Remodelling of Colaba Sewerage Scheme ...	41,08,176	7,41,312	48,49,488
Construction of a Dung-Slurry-Making unit at D. P. Works ...	20,602	...	20,602
Providing a compound wall with gates around the D. P. Works	77,395	Cr. 173	77,222
Providing public baths in different parts of the City ...	47,400	54	47,454
Laying an additional rising main of 24" dia. for conveying sewage from Matunga Pumping Station to D. P. Works ...	4,85,889	Cr. 1,372	4,84,517
Construction of an additional sludge drying beds (180'×104') at Dharavi Purification Works ...	1,02,336	Cr. 606	1,01,730
Replacing the 6" existing dia. pipe sewer by a 9" pipe sewer in Shankar Bari Lane ...	25,231	...	25,231
Improving the water supply of Health Department Chawls (Blocks A) and Palton Road ...	33,031	909	33,940
Providing a 21" pipe sewer along Girgaon Road between Nowrojeeseth Street and Thakurdwar Road junction ...	122	87,874	87,995
Providing on 15"-18" dia. pipe sewer along Narsi Natha Street from Chinchbunder Road ...	1,17,829	45,221	1,63,050
roviding sewers in Reay Road, etc. ...	88,716	77,752	1,66,468
Providing Brick masonary compound walls and carrying out other civil works at certain pumping and compressor stations ...	119	5,122	5,241
Providing a pumping station at Harvey Road in place of Ejector Station at Chowpatty ...	264	32	296
Construction of a Welfare Centre at Bapty Road yard ...	576	44,064	44,640
Total—Works in Progress C/o. ...	2,94,12,231	23,39,630	3,17,51,861
VII.—Street Cleansing—Carried over ...	1,28,23,033	...	1,28,23,033

APPENDIX NO. 8—*Contd.*

	Total Capital Expenditure upto 31st March 1961	EXPENDITURE DURING 1961-62	Total Capital Expenditure puto 31st March 1962
	Rs.	Rs.	Rs.
VII—Street Cleansing—Brought forward...	1,28,23,033	...	1,28,23,033
Works in Progress C/o. ...	2,94,12,231	23,39,630	3,17,51,861
Laying a 9" dia. stone ware pipe sewer along Ghorupdeo First Cross Lane ...	13,711	...	13,711
Laying a 9" dia. stone ware pipe sewer along Ghourupdeo Second Cross Lane ...	6,173	8,514	14,687
Provision of submain and branch sewers in the City ...	1,716	3,19,654	3,21,370
Providing and laying a 6" cast iron gas main in Bhawani Shanka Road and Portugese Church Street, 'C' Ward ...	44,691	2,562	47,253
Repairs to and modifications to the existing main ovoid- sewers including provisions of extra manholes to facilitate de-existing programme of sewers ...	...	49,752	49,752
Providing and laying 12"-9" dia. pipe sewer along Musjid Bunder Road to junction Abdul Rehman Street to Shaikh Memon Street ...	...	665	665
Providing and laying 15"-9' dia pipe sewer along Musjid Bunder Road junction Mohamedally Road to junction Abdul Rehman Street and 15"-12" dia pipe sewer along Nagdevi Street from Musjid Bunder Road to junction Nagdevi Street ...			
Providing and laying 21"-15" dia. sewer along Princess Street from junction Shaikh Memon Street to junction Babu Genu Road ...	...	484	484
Providing and laying 15" dia. hume pipe sewer along Babu Genu Road from junction Princess Street to junction Kalbadevi Raod.			
Providing and laying 15"-12" dia. pipe sewer along Old Hanuman Lane from junction Princess Street to jounction 1st Cross Lan off Old Hanuman Lane ...	...	323	323
Providing and laying 18" dia. R.C.C. pipe sewer along Girgaum Road junction to Mughbhat Street ...			
Providing and laying 15"-12" dia. pipe sewer along Khetwadi 15th Lane etc., to junction Vithalbhai Patel Road ...			
Providing and laying (*i*) 12"-9" dia sewer along Duncan Road from junction Bellasis Road to junction Kamathipura 5th Street, (*ii*) 15" dia. pipe sewer at Back Road along Duncan Road from junction Grant Road to junction Kamathipura 5th Lane ...	...	161	161
Providing and laying 15" dia. pipe sewer in Ghogari Mohalla ...	...	388	388
Providing and laying 27" dia. pipe sewer along Reay Road etc. to junction Reay Road ...	...	161	161
Works in Progress—Total ...	2,94,78,522	27,22,294	3,22,00,816
VIII—Street Cleansing—Total ...	4,23,01,555	27,22,294	4,50,23,849
VIII.—ROADS, DRAINS AND SEWER			
ROADS AND OVERBRIDGES—			
ROADS—			
Works completed (as per Report for 1960-61) ...	* 1,30,87,406	...	* 1,30,87,406
Widening 1st Marine Street ...	3,03,439	...	3,03,439
Providing cement concrete carriageway along the 50' road between Tulsi Pipe Line Road and Bhawanishankar Road, including modification of S. W. arrangement ...	32,731	...	32,731
Acquisition of properties in connection with the cosntruction of new 72' road Girgaum Road to Charni Road ...	4,13,191	...	4,13,1 9
Total—Works completed ...	1,38 36,767	...	1,38,36,767
Works in Progress—			
Remaking Roads in accordance with demands of heavy traffic ...	66,33,340	...	66,33,340
Constructing a pucca retaining wall at the toe of Walkeshwar Road to support the Embankment ...	94,810	...	94,810
Permanent construction of narrow by-lanes in the City ...	7,07,898	1,87,578	8,95,476
Renewal of surfaces of roads for which no renewal fund exists ...	14,26,247	1,10,395	15,36,642
Providing traffic amenities such as (*a*) Subways and overbridges (*b*) Traffic Islands (*c*) Pedestrian crossings ...	5,22,412	74,361	5,96,773
Construction of footpaths where no footpaths exist ...	2,86,757	40,458	3,27,215
Works in progress C/o, ...	96,71,464	4,12,792	1,00,84,256
Roads Works Completed ...	1,38,36,767	...	1,38, 6,767

* Inclusive of Rs. 1,56,500 contribution by the Port Trust for Wadi Bunder Road.

APPENDIX No. 8—*Contd.*

	Total Capital Expenditure upto 31st March 1961	EXPENDITURE DURING 1961-62	Total Capital Expenditure upto 31st March 1962
	Rs.	Rs.	Rs.
Roads, Works Compteted ...	1,38,36,767		1,38,36,767
Roads, Works in prog ess Brought over ...	96,71,464	4,12,792	1,00,84,256
Renewal of Surfaces of Roads taken over from *Ex*-Trust—Victoria Gardens Road, etc. ...	3,22,816	...	3,22,816
Widening the existing Kethwadi Lane to 20′ and extending it to meet Queen's Road just in front of Charni Road Railway Station ...	44,252	...	44,252
Paving footpath at Mahim Causeway from Mori Road to the bridge ...	40,646	...	40,646
Constructing Tejpal Road West of Gowalia Tank Maidan ...	36,278	...	36,278
Widening of Globe Mill Passage ...	Cr. 5,631	...	Cr. 5,631
Concreting important road junctions ...	3,02,153	...	3,02,153
Resurfacing the main roads which have semi grouted surfaces in concrete ...	5,80,769	...	5,80,769
Resurfacing the main semigrouted roads in permix asphalt construction ...	...	...	...
(*i*) Resurfacing the main Roads with Recondo Process Stage I...	7,44,553	...	7,44,553
(*ii*) Resurfacing the main Roads with Recondo Process Stage II	4,76,142	...	4,76,142
Permanent construction of Tulsi pipe line Road between Delisle Road and Fergusson Road ...	1,33,014	1,40,386	2,73,400
Improving traffic conditions at the inter sections of Hughes Road, Peddar Road and Gowalia Tank Road ...	49,285	...	49,285
Widening Kennedy Bridge ...	18,865	...	18,865
Treating with 31 Asphlaltic concrete surfaces of 25 roads in the City comprising an area of 1,58,624 sq. yards approximately ...	5,56,679	2,023	5,58,702
Construction of roads with Storm Water Drainage arrangement in the area known as Chhaktichi Wadi, Tulsi Wadi near Body Guards Line, Arthur Road, etc. ...	61,201	188	61,389
Permanent construction of DeLisle Road from Curry Road Bridge to Arthur Road ...	3,35,442	74,510	4,09,952
Acquisition of C.S. No. 1/401 (Part of Tardeo Division) at Tardeo Road opp. Film Centre for widening roads 164 sq. yard ...	5,153	...	5,153
Concreting junctions in different parts of the City ...	1,27,529	5,45,574	6,73,103
Construction of a retaining wall supporting the footpath on the western side of Mahim Causeway ...	4,02,431	28,183	4,30,614
Resurfacing the Major Roads in the City ...	23,79,196	77,68,334	1,01,47,530
Construction of 32′ Road with footpath between New Body Guard Road and Clarke Road ...	...	196	196
Widening of Haines Road from Worli Naka to Jewish Cemetery ...	...	88	88
Construction of 44 wide across road marked PQ between Tokersi Jiwraj Road and Parel Tank Road ...	...	79,684	79,684
Provding and laying 9″ dia pipe sewer in 44′ wide road between Tokersey Jiwraj Road and Parel Tark Road ...	...	...	
Construction of 44′ wide road marked QR between Tokersey Road and Parel Tank Road ...	...	156	156
Construction of a retaining wall at Forjett Street ...	...	22,116	22,116
Construction of Tulsi Pipe Road from Khed Gully to Elphinstone Road ...	...	9,371	9,371
Widening of footpath on Eastern and Western sides of Dr. Ambedkar Road from Poibawadi to Lalbaug ...	...	1,10,133	1,10,103
Total—Works in progress ...	1,62,82,237	91,93,528	2,54,75,765
Total—Roads ...	3,01,19,004	91,93,528	3,93,12,532
OVERBRIDGES—			
Works completed (as per Report for 1960-61) ...	*54,36,316	...	54,36,316
Construction of an overbridge across the Harbour Branch Line of G. I. P. Railway South of Kurla Station ...	6,300	...	6,300
Overbridge—Total ...	54,42,616	...	54,42,616
STREET IMPROVEMENTS—			
Street Improvements in different places—Set-backs including exp. under Adding (t-backs to roads ...	2,03,84,258	5,35,508	2,14,19,766
Special Street Improvements ...	**19,000	...	19,000
Street Improvements—Total ...	2,09'03,258	5,35,508	2,14,38,766

* Inclusive of Rs. 91,234 received from Government on account of contribution from Provisioncial share of Petrol tax and widening the bridge at Love Grove Pumping Station.

** This was paid out of Road Improvement Fund.

APPENDIX NO. 8—*Contd.*

	Total Papital Expenditure upto 31st March 1961	EXPENDITURE DURING 1961-62	Total Papital Expenditure upto 31st March 1962
	Rs.	Rs.	Rs.
DRAINS AND SEWERS—			
Works completed (as per Reports for 1960-61) ...	3,87,96,552	...	3,87,96,552
Works Completed—			
Providing Relief chains etc., for preventing the flooding at Vincent Road near Poibawadi ...	99,233	...	99,233
Acquisition of land for shifting cemetares at Haines Road in connction with the proposal Love Grove Outfall Work ...	4,47,634	...	4,47,634
Laying kerbs and water tables and constructing S. W. Drainage along Mahatma Gandhi Road ...	13,726	...	13,726
Providing protective works and repairs to storm water outfall in Mahm Bay—Protecton Works to outfall No. 3 and 4 ...	73,624	...	73,624
Coverinig the open storm water drains along narrow portions of Wakeshwar Road ...	12,93	...	12,934
Total—Works completed ...	3,94,43,703	...	3,94,43,703
Works in progress—			
Drainage connections in different parts of the City ...	7,83,840	...	7,83,840
Construction of water gullies on various roads in the City ...	46,701	...	46,701
Additional floor over Chowkidar's quarters at (G Ward) Office * at DeLisle Road ...	7,346	...	7,346
Construction of a shed at Babulla Tank Drainage yard for granging various machines ...	17,442	...	17,442
Measures for relieving flooding in the City ...	3,65,868	4	3,65,872
Doing away w th the open side drain on the east side of Warden Road ...	19,643	...	19,643
Improving the sewerage facilities in Warden Road, Nepean sea Road and Banganga localities ...	104		104
laying S. W. Drainage in Mahatma Gandhi Road ...	266	...	266
Providing carriage entrances in front of completed buildings	70,867	2,108	72,975
S. W. drainage connections to the buildings in different parts of the City ...	76,938	3,014	79,952
Construction of 1/2' width of Tulsi pipe Line between Elphinstone and DeLisle Road including storm water drainage and lighting arrangement ...	76,051	1,20,429	1,96,480
Construction of half width of Tulsi Pipe Line land between Fergusson Road and Haines Road ...	44,758	43,055	87,813
Providing relief drains, etc., for preventing flooding at Vincent Road near Poibawdi ...	72,759	...	72,759
Providing a storm water drain in Tulsi Pipe Line land between Fergusson Road and Maines Road ...	1,36,962	...	1,36,962
Providing S. W. drain in Parel Government Gate Road ...	2,23,551	25,333	2,48,884
Providing electricity operated gates on S. W. outfall at Cleavel and Bunder etc. ...	347	...	347
Providing 2'-0" × 1W-6" and 24' dia. storm water drain from the end of Sleater Road to Tardeo Circle ...	24,209	8	24,217
Providing an additional 30" dia. pipe drain parellel to the existing 2'-6" dhapa drain at the western side of the railway track near Chinchpokli Railway Station ...	21,711	...	21,711
Covering the existing open drain and providing S. W. drainage arrangements in Parel Village Road ...	22,594	1,406	24,000
Providing S. W. drainage arrangements at Love Grove Purification Works. ...	60,941	10,781	71,722
Providing S. W. Drain in Umerkhadi Road in liew of Dhapa Drains	12,617	29,435	42,052
Convering the open drain along Haines Roaad rnaoad over it ...	...	4,36,825	4,36,825
Total—Works in progress ...	21,15,515	6,72,398	27,87,913
Total—Drains Sewers...	4,15,59,218	6,72,398	4,22,31,616
Total—VIII.—Roads S. W. Drains etc.	9,80,24,096	1,04,01,434	*10,84,25,530
IX.—MECHANICAL.			
Works completed (as per Report for 1960-61) ...	35,34,901	...	35,34,901
Works in progress—			
Installation of a Foundary at the Municipal Workshop ...	58,846	...	58,846
Converting a portion at the damaged at 'C' Ward Stables at North Brook Gardens into motor garages ...	14,126	...	14,126
Providing C. I. Railings at D. S. Works ...	27,153		27,153
Remodelling canteen at the Municipal Workshops at Foras Road	20,469	4,260	24,729
Works in progress—Total ...	1,20,59	4,260	1,24,854
IX—Mechanical—Total ...	36,55,495	4,260	36,59,755

* This includes Rs. 15,995-1-0 met out of premia on Loans.

APPENDIX No. 8—*Contd.*

	Total Capital Expenditure upto 31st March 1961.	Expenditure during 1961-62.	Total Capital Expenditure upto 31st March 1962
	Rs.	Rs.	Rs.
X.—BUILDINGS, LAND ACQUISITION AND MANAGEMENT			
Completed Works Transferred from—			
XII.—Building Regulations and other measures for Public Safety—(As per Report for 1955-56) ...	17,292	...	17,292
Works completed—			
Mahalaxmi Overbridge	13,75,263	...	13,75,263
Golanji Hill Road (Part expenditure booked under VIII.—Roads etc.) ..	7,66,975	...	7,66,975
Hornby Road to Ballard Pier Road ..	1,93,18. 31	...	1,93,18,431
Dalal Street ..	4,01 322	...	4,01,322
Mahim Park ...	61,95,620	...	61,95,620
Plant and Machinery ...	20,673	...	20,673
Total ..	2,80,95,576	...	2,80,95,576
Mahim Development Schemes—			
Scheme I.—Construction of a proposed road from Lady Jamshedji Road to Mahim Station ...	4,68,591	...	4,68,591
Scheme II.—Construction of two proposed roads and a park between Nardulla Tank and Dadar Kumbharwada ...	7,82,105	...	7,82,105
Scheme III.—Extension of the new DeLisle Road northwards to Lady Jamshedji Road ...	19,10,915	...	19,10,915
Scheme IV.—Widening and improving Lady Jamshedji Road	34,49,872	...	34,49,872
Scheme V.—Road in continuation of Mahim Bazar Cross Road to Tulsi Pipe Line Road ...	3,21,171	...	3,21,171
Scheme VI.—Proposed Road between Matunga and Dadar Station connecting Lady Jamshedji Road with Tulsi Pipe Line Road (Road Marked A, B) ...	63,485	...	63,485
Scheme VII.—Roads to be constructed in the area south of proposed Road between Matunga and Dadar Station as per Scheme No. VI (Roads marked B C, C D and D E) ...	5,54,285	...	5,54,285
Scheme VIII.—Roads to the south and north of E. D. Sassoon Dye Works ...	2,76,670	...	2,76,670
Mahim Development Sch.—Total ...	78,27,094	...	78,27,094
Other Works completed—as per report of 60-61 ..	16,04,502	...	16,04,502
Acquisition of property at Naigaum bering C.S. No. 718 of Dadar Naigaum Division for housing school and playground ...	2,67,082	...	2,67,082
Total—other work completed ..	18,71,584	...	18,71,584
Works in progress—			
Work of reclamation of low lying land at Dharavi ..	1,84,118	*Cr.* 27,031	1,57,087
Acquisition of land bearing C.S. No. 725 part and 1/725 of Mahim Hill Division a Tardeo for housing ..	6,37,526	...	6,37,526
Laying mains in Mahim Development Scheme ...	96,707	...	96,707
Diversion of water mains affected by the Mahim Development Works ...	3,149	...	3,149
Town planning Scheme for the area near Masjid Station devasted by the explosion—Preliminary expenses, cost of Survey and acquisition ...	12,98,956	*Cr.* 7,96,132	5,02,824
Development of the Interior portion of the Northern part of the Island at Mahim ..	19,97,096	6,32,610	26,29,706
Acquisition of sites rendered vacant by house collapse in the City along with the adjacent built up lands for various municipal purposes ..	7,57,700	35,122	7,92,822
Acquisition of property known as Lalbaug (Gramkhada) Market comprised in C.S. No. 49, 1/49. 123 and 1/50 of Parel Sewri Division for various municipal purposes ...	11,57,583	60,408	12,17,991
Construction of 112 Tenements opp. Labour Camp, Worli for housing Municipal Staff ...	5,09,659	3,08,081	8,17,740
Acquisition of Plot No. 6 of East Agripada (South) Estate bearing C.S. No. 1845 of Byculla Division for housing ..	2,75,475	*Cr.* 122	2,75,353
Construction of Municipal staff quarters on Municipal land at the junction of road No. 1 and road No. 3 ..	164	...	164
Preliminary expenses for the preparation of Development Plan for Greater Bombay	3,66,640	1,11,407	4,78,047
Acquisitin of C. S. No. 1125 (Part) of Mahim Division for housing ...	54,200	2,222	56,422
Construction of 24 tenements at Maratha Hospital Site ...	69	2,10,308	2,10,377
Acquisition of land at Anik chamber belonging to late Shri A. S. Naralwala Trustia ...	13,24,224	2,26,949	15,51,173
Acquistion of land bearing C. S. No. 208, Parel Sewree Division owened by Cama Trust ...	3,65,498	...	3,65,498
Acquisition of Premises No. 34A at Girgaon Road bearing C. S. No. 1634 of Girgaon Division for different Municipal proposes	...	83,720	83,720
Developing land bearing C. S. No. 208 of Parel-Sewree Division owned by Cama Trust for rehabilitating persons affected by T. P. Scheme ...			
(a) Laying 9" dia. pipe sewer etc. ...	...	99,088	99,088
(b) Construction of 30' wide intnroal roads in ..			
(c) Cutting the hills and developing the plots, etc. ..			
Mahim Development and other works—Total ...	1,87 27,442	9, 6,630	1,96,74,072
Interest on Capital	70,10,837	...	7 ,10,837
X.—Buildings, Land Acquisition and Management Total ...	9,38,33 835	9,46 630	9,47,80,485

APPENDIX No. 8—*Contd.*

	Total Capital Expenditure upto 31st March 1961	Expenditure During 1961-62	Total Capital Expenditure upto 31st March 1962
	Rs.	Rs.	Rs.
XI.—FIRE BRIGADE			
Works completed (as per Report for 1959-60) ...	16,74,880	...	16,74,880
Works in Progress—			
Acquisition of land bearing C.S. No. 313/69 (Part), 124 and 3/69 (Part) of			
(a) Colaba Division (Old Gun Factory Site) for New Fire Brigade Station and Municipal School serving for both Colaba and Marine Drive Areas..	4,12,956	...	4,12,956
(b) Construction of Fire Brigade Station with quarters for staff at Colaba including cost of land. ..	4,54,943	188	4,55,131
Construction of quarters for Firemen two sub-officers including recreation room and canteen at the Fire Brigade Head Quarters, Byculla ...	1,90,388	1,95,361	3,85,749
Works in progress—Total ...	10,58,287	1,95,549	12,53,836
XI.—Fire Brigade—Total ...	27,33,167	1,95,549	29,28,716
XIII.—GARDENS AND OPEN SPACES			
Works completed (as per Report for 1960-61) ...	43,91,928	...	43,91,928
Work completed during the year	...	...	...
Construction of an open air Theatre at Victoria Gardens ...	89,266	...	89,266
Construction of Enclosure with pond for Hippopotamus ...	34,893	...	34,893
Total—Works completed	45,16,087	...	45,16,087
Works in progress—			
Laying a 9" pipe sewer in the compound of Victoria Gardens for drainnag various cages of animals. ..	53,157	Cr. 319	52 838
Acquisition of he Mumbadevi Tank site for recreation ground	17,05,643	...	17,05 643
Victoria Gardens construction of—			
(b) Two Houses for Antropoid Apes	34,783	...	34,783
Proposed house for venonnous snakes	...	...	...
Acquisition of vacant land between Plots No. 1 and 2 of Shindewadi at Vincent Road bearing C.S. No. 61 part of Dadar Naigaum Division for Garden at Vincent Road ...	4,245	...	4,245
Remodelling the ponds in the Victoria Gardens for providing boating facilities to the public ...	43,624	9,975	53,599
Construction of a Band Stands at Shri Sitaram Shenoy Garden, Dongri ...	15,903	8,465	24,368
Acquisition of C.S. No. 2052 (Part), 2053 (Part) and 2064 of Bhuleshwar Division at Zaoba's Wadi for a recreation ground.	25,278	...	25,278
Providing a recreation ground at Dighi Tank, Mahim ...	1,981	13,888	15,869
Acquisition of land bearing C. S. No. 401 of Parel Sewree Division for playground ...	3,990	...	3,990
Laying out a recreation centre on the acquired property bearing C.S. Nos. 97-99 of Mahim Division at College Road opp. Gokhale Road (North). ...	...	8,076	8,076
Laying out a garden on lands obtained by covering storm water drain between Bombay Central Bridge and Arthur Road Birdge.	...	1,223	1,223
Laying out a garden at the remaining area of 5,095 sq. yards of the acquired land bearing C.S. 61 (part) of Dadar Naigaum Division and Vincent Road ...	...	190	190
Works in progress—Total ...	18,88,604	41,498	19,30, 02
XIII—Gardens—Total ...	64,04,691	41,493	64,46.1 9
XIV.—MARKETS AND SLAUGHTER HOUSES			
Works completed (as per Report for 1960-61) ...	96,34,131	...	96,34,131
Works completed during the year,			
Proposal construction of stalls and pavement at Gold Mohur Castle Market, Byculla ...	1,47,925	...	1,47,925
Construction of back to back shops at Gold Mohur Castle Market, Byculla (Work decarried). ...	107	...	107
Total-works completed ...	97,82,163	...	97,82,163
Works in progress—			
Construction of Municipal combined market on land bearing C.S. No. 43 of Sion division near King Circle High level Station	3,59,538	2,17 890	5,77,428
Converting the existing 60 wooden Stalls in Vegetable Section in the Erskine Road Market ...	22,399	...	22,399
Constructio of a Combined Municipal Market at Worli Chawl	Cr. 3	...	Cr. 3
Acquisition of land bearing C.S. No. 43 of Sion Division near Kings' Circle high level station for the construction of Municipal combined market at Matunga ..	2,88,328	11,172	2,99,500
Demolition of existing purveyors shops at A.C. Market and construction of single storey building thereon including diversion of the existing storm water drain ...	1,91,695	69,724	2,61,419
Construction of a market at Worli Neighbourhood unit area ...	223	171	396
Renewal of C. I. Sheet roofing over A. C. Market (Fruit or Vegetable Section) ...	189	15	204
Construction of a slaughter house at Deonar ...	19,035	Cr. 8	19,027
Acquisition of Plot Nos. 307-C of Dadar Matunga Estate Scheme No. 5 for construction of a Municipal Market ...	...	86,831	86 831
Acquisition of site at Mazagaon for a Market C.S. No 370 ...	...	2,10,000	2,10,000
Acquisition of site at Kamathipura 7th Lane, for extention of Fish Market C.S. Nos. 158 and 159 ...	...	17,095	17,095
Construction of a market behind Plaza Cinema at Dadar ...	...	37,710	37,710
Works in progress Total ...	8.81,406	6,50,600	15,32,005
XIV.—Markets and slaughter Houses—Total ...	1,06,63,569	6,50 600	1,13,14 169

APPENDIX No. 8—*Contd.*

	Total Capital Expenditure upto 31st March 1961	Expenditure During 1961-62	Total Capital Expenditure upto 31st March 1962
XV.—SLUM SERVICE.	Rs.	Rs.	Rs.
Works completed (as per Annual Report for 1960-61) ...	6,68,932	...	6,68,932
Works in progress—			
Realigning and regrading open storm water channel from Dadar Pumping Plant upto Century Mill ...	10,35,656	22,151	10,57,807
Covering open drain behind Arthur Road Prison			
(*i*) Construction of 6'-0" ×6'-0" dhapa drain with R.C.C. slab in lieu of the open channel b hind Arthur Road Prison for a length of 750 R.ft. ...	1,20,905	...	1,20,905
(*ii*) Construction of 6'-0" × 6'-0" dhapa drain with R.C.C. slab in lieu of the open channel behind Arthur Road Prison for a lenghth of 1850 R.ft.	2,59,099	...	2,59,099
Providing a treble barreled R.C.C Dhapa drain 12'×9' for a length of 1136 R.ft. from Bellasis Road Pipe Depot toward Clark Road in liew of the open channel ...	5,76,123	...	5,76,123
Providing a treble barreled R.C.C. dhapa drain 12'×9' for a length of 1100 R.ft. from Bellasis Road Pipe depot toward Clark Road *i.e.*, from 1136 R.ft. to 2236 R.ft. in lieu of the open channel ..	5,62,861	...	5,62,861
Providing a treable baralled R. C. C. dhapa drain 12'-9' for a further length of 1,164 ft. in contunation of the covered length of 2,236 R.ft. at Bellasis Road ...	6,27,287	678	6,27,965
XV—Works in Progress—Total ...	31,81,931	22,829	32,04,760
XV.—Slum Service—Total ...	38,50,863	22,829	38,73,692
XVI.—MEASURES FOR CIVIL DEFENCE.			
Purchase of Stores Equipment ...	1,87,149	...	1,87,149
XVII.—GREATER BOMBAY.			
Preliminary expenses in connection with the preparation of the Master Plan for Greater Bombay (Municipal Share) ...	2,85,133	Cr. 5,861	2,79,272
XVIII—INDUSTRIAL ESTATES			
Construction of an Industrial Esate building of ground and 3 upper floors consisting of 125 units of the Municipal Land bearing C.S. No. 161-162 of the Tardeo Division at Bapty Road ...	246	3,35,951	3,36,197
Construction of an Industrial Estate Building comprising of 10 units on Plot bearing C.S. No. 71 (part) of Lower Parel Division opp. Haines Road near Raghuwanshi Mill ...	...	32,317	32,317
Acquisition of lands in Borivli Taluka, Kandivli Village for Municipal Insturial Estate ...	...	454	454
Construction of Industrial Estate Building No. 1 consisting of 52 units on acquiral property bering C.S. No. 200 (part) Ch. of Byculla Division near Simlex Mills ...	...	1,49,100	1,49,100
Construction of Roads, Pitched side drains, one culvert and laying laying of water mains at Industrial Estate on land purchase from Cama Trust at Goregaon East ...	...	1,14,039	1,14,039
XVIII—Industrial Estates Total ...	246	6,31,86	6,32,107
DISCOUNT AND OTHER CHARGES ON THE LOANS			
Discount and other charges on the loans (upto 1958-59) ...	66,33,952	...	* 66,33,952
Discount and other charges—Total ...	66,33,952	...	66,33,952

* Out of this, a sum of Rs. 11,00415-0 was met out of premia on loans.

APPENDIX No. 8—(*Contd.*)

	Total Capital Expenditure upto 31st March 1961.	Expenditure during 1961-62.	Total Capital Expenditure upto 31st March 1962.
	Rs.	Rs.	Rs.
PLANT AND MACHINERY			
Completed items—			
Plant and Machinery purchased (as per Report 1960-61) ...	94,92,897	...	94 92,897
Items completed during the year— ...			
I.—GENERAL SUPERVISION			
Purchase of a paymsters station wagon in replacement of BMZ 3822 purchased in the year 1949-50 ...	26,620	...	26,620
Purchase of a Station Wagon for paymaster ...	25,000	...	25,000
II.—WATER WORKS			
Purchase of a Multi Potentio meter for corrosive Testing ...	1,200	...	1,200
Purchase of one Portable Chlorination Plant ...	16,170	...	16,170
Replacement of Planet National Diesal Locomorive for O.C. Division	38,871	...	38,871
Purchase of a double operated transformer type Electrical Plant Welding ...	5,636	...	5,636
Replacement of out Board Engine of the boat at Vehar ...	7,110	...	7,110
Replacing of 3 H.P. Pumping units at Vehar by 2 High Pressure Units	15,235	...	15,235
V.—PUBLIC HEALTH DEPARTMENT.			
Purchase of a delivery van for carrying despatch of the Health Deptt. in replacement of present van No. BMS 9080 ...	21,550	...	21,550
VI.—MEDICAL RELIEF., ETC.			
Purchase of additional X'ray machine for K.E.M. Hospital ...	1,38,327	...	1,38,327
Purchase of a mass miniature 'X'ray camera to the existing 400 M.A. X' ray Machine at R.P. T.B. Hospital ...	9,242	...	9,242
Purchase of a water steriliser for the operation Theatre of the B. Y. L. Nair Charitable Hospital ...	8,732	...	8,732
Providing Airconditioning Plant to 2 Nos. 500 M.A. 'X'ray Machine Rooms at the X'ray Block of K.E.M. Hsopital complete with all the Works ...	21,516	...	21,516
Purchase of Electrical Stil for Pyrogen Free distilled water for the Pharmacist Department at the B. Y. L. Nair Charitable Hospital	7,298	...	7,298
Purchase of an ambulance in replacement of BMS 3404 (New No. BMU 7028) ...	24 921	...	24. 921
Purchase of Boric A G. Diathermy Units for B. Y. L. Nair Hospital	10,679	...	10,679
VII.—STREET CLEANSING AND CONSERVANCY ETC.,			
Purchase of equipment for improving the methods of collection and transport of refuse in City ...	30,14,102	...	30,14,102
Conversion of 30 motor carts into Trailors ...	4,837	...	4,837
Installation of two additional pumping sets with necessary equipments at Mahim P.S. ...	64,441	...	64,441
Replacing Pumps at D.P. Works by Pumps of larger capacity ...	2,15,955	...	2,15,955
Supply and installation of four electrically driven pumping sets for the proposal pumping station of T. P. Line Road ...	1,41,779	...	1,41,779
Purchase of 2 spare engines complete with power take off and radiator for scammel Mechanical Horses ...	16,730	...	16,730
Additional capacitors or condenser at the D. P. works extension plant to improve the power factor ...	12,928	...	12,928
Provision of capacitors at Colaba A. C. Station to improve the Power Factor ...	11,854	...	11,854
VIII.—ROADS, S.W. DRIANS ETC.,			
Heavy 3 wheel Road Rollers (No. 5) ...	2,43,294	...	2,43,294
Purchase of roads equipment ...	4,46,466	...	4,46,466
IX.—MECHANICALS			
Purchase of 3 ton truck for the Municipal Workshop ...	25,473	...	25,473
Electric blower, winding machine tool box and testing bench for the electric shop ...	1,887	...	1,887
Taking over Truck No. BMS 3099 including two spare tyres from Vaitarana Scheme ...	4,321	...	4,321
Purchase of Machinary for Municipal Work shops for replacement	15,753	...	15,753
XI.—FIRE BRIGADE			
Purchase of one New Motor Jeep ...	18,915	...	8,915
Purchase of ambulance in replacement of Ambulance No. 15 ...	21,421	...	21,421
Purchase of ambulance in replacement of Ambulance No. 18 ...	24,242	...	24,242
Purchase of Jeep in Replacement of Jeep No. 1 ...	17,454	...	17,454
MUNICIPAL PRINTING PRESS			
Purchase of one 10"× 15" original Heidelbeg Automatic Printing Machine ...	14,924	...	14,924
Purchase of Automatic Printing Machine Size 15"×20" ...	21,688	...	21,688
Purchase of Automatic wire stitching Machine 2" Capacity ...	7,350	...	7,350
Purchase of Chinese make Cylinder Machine, etc. ...	17,325	...	17,325
Total—Completed items during the year ...	47,41,246	...	47,41,246
Gr. Total—Completed Items ...	1,42,34,143	...	1,42 34,143

APPENDIX No. 8—(*Contd.*)

	Total Capital Expenditure upto 31st March 1961.	Expenditure during 1961-62.	Total Capital Expenditure upto 31st March 1962.
	Rs.	Rs.	Rs.
PLANT AND MACHINERY TO BE PURCHASED OUT OF NET PREMIA FUND			
II.—WATER WORKS			
Providng two 48" electrically operated Sluice Valve on 48" Inlet Mains at M. H. R. ...	44,999	...	44,999
Purchase of New Meters ...	6,18,351	...	6,18,351
Providing a 24" electrically operated Sluice Valve on 32" Inlet Mains at M. H. R. ...	7,465	3,012	10,477
V.—PUBLIC HEALTH DEPARTMENT			
Purchase of a Mobile Van for Dog destruction work in the City ...	7,500	...	7,500
Purchase of one truck two ton capacity for insecticide branch ...	5,857	42	5,899
VI.—MEDICAL RELIEF AND EDUCATION			
Laundry equipments complete ...	3,145	...	3,145
Purchase of one High Pressure Sterilizer for L. T. M. G. H. Sion.	2,306	...	2,306
VII.—STREET CLEANSING, ETC.			
Purchase of 15 pickups for the new stationery trailors ...	91,242	1;0,037	1,01,279
Purchase of six spare impellers for L. G. P. Station-four for 56 M.G.D. capacity pumps and two for 40 M.G.D. capacity pumps complete with spares and accessories for two impellors ...	34,190	2,648	36,838
Purchase of Heavy Type Sewer Cleansing Equipment (for D. E. Maintenance) ...	...	3,485	3,485
VIII.—ROADS, DRAINS, SEWERS			
Dust Extraction Plant for Worli Crushers ...	38,264	...	38,264
Mechanical Spreader (New) No. 1 ...	98,207	...	98,207
Purchase of a Truck for house collapse work and for general ward work ...	...	7,405	7,405
One Ton Trucks (New) 6 Nos. ...	...	37,025	37,025
XII.—LICENSING, ETC.			
Purchase of two enctoachment lorries ...	48,180	14,873	63,053
Purchase of two enctoachment lorries ...	...	11,784	11,784
Total—Plant to be purchased out of Net Premia Fund ...	9,99,706	90,311	10,90,017
PLANT AND MACHINERY TO BE PURCHASED OUT OF FIRE ACEIDENT INSURANCE FUND.			
II.—WATER WORKS			
Purchase of New Meters ...	5,12,775	...	5,12,775
Replacing the 30" double operated sluice valve in the Back Bay outlet at Netaji Subhash Road junction Veer Nariman Road ...	68	...	68
Replacement of lathe in Workshop at Maintenance Branch (Inside City) ...	16,910	...	16,910
Purchase and installation of pumping unit for 32" old Vehar inlet B. M. R. ...	19,878	...	19,878
Purchase of one 5 Ton Motor Lorry for Maintenance Branch ...	36,082	...	36,082
Replacement of 2 Nos. level recorder at B. H. R. ...	9,284	1,442	10 726
Replacement of two motor trolleys in the Outside City Division ...	3,532	2,947	6,479
Purchase and fixing 32" electrically operated sluice valve on 32" Nesbit Road outlet from compartment No. 1 at B. H. R. ...	...	16,392	16 392
Replacing a 36" sluice valve on 72" west main at Pagaon ...	...	482	482
V.—PUBLIC HEALTH DEPARTMENT			
Purchase of a Mobile van for Dog destruction work in the City ...	4,793	...	4,793
VII.—STREET CLEANSING AND CONSERVANCY			
Supply and erection of two electrically driven vertical pindles pumps for Matunga Pumping Station ...	89,770	...	89,770
Purchase of Gas Meters ...	26,227	29,990	56,217
Purchasing and installing 4 Nos. of Air Compressors for inflating tyres at the four different garages ...	12 755	2,520	15,275
Mechanical Horse or a pick-up with 5 tailors for Dadar and Dharavi Purification Works ...	25,834	7,405	33,239
Purchase of Mechanical Horse or pick-up and trailers for removal of silt and screening for the three detritus tanks at L. G. P. Station 1 and 2 ...	25,834	7,405	33,239
Replacement of M.S. overflow channels of the final settlement tank of a eration rows No' 1 to 6 at Dadar Purification Works ...	8,178	...	8,178
Purchase of one pick up van for operating choke machines ...	20,905	...	20,905
Purchase of heavy type Sewer Cleansing Equi ment (for D. E. Maintenance) ...	...	34,000	34,000
Purchase of one lorry to attend to major breakdowns of the refuse and other vehicles and also for tyre purchase ...	...	14,810	14'810
Purchase of a spare electric motor for pumps at Jacob Circle Pumping Station ...	...	6'077	6'077
Automatic Samplers' 5 Nos. for Dadar Purification Works ...	...	16,191	16,191
VIII.—ROADS S, W, DRAIN			
Purchase of Electrical Welding Set ...	4,511	...	4,511
Purchase of Pillar Drill Machine with independent eletrci drive ...	6,339	...	6,339
XI.—FIRE BRIGADE			
Purchase of a Motor Pump with escape in replacement of Motor Pump No. 19 ...	99,810	...	99,810
Total—Plant to be purchased out of Fire Accident Ins. Fund ...	9,23,485	1,39,661	10,63,146

APPENDIX No. 8.

	Total Capital Expenditure upto 31st March 1961.	Expenditure during 1961-62.	Total Capital Expenditure upto 31st March 1962.
	Rs.	Rs.	Rs.
Plant and Machinery to be purchased out of Hospital Fund			
V.—PUBLIC HEALTH DEPARTMENT			
Purchase of one Truck of 2 tons capacity for Insecticide Branch ...	20,000	...	20,000
VI.—MEDICAL RELIEF AND EDUCATION			
Standby Pumping unit complete and placing in position at K. E. M. Hospital ...	6,550	...	6,550
Equipment for Neuro-Surgical Unit at K. E. M. Hospital ...	33,278	22,878	56,156
Purchase of Diagnostic X-Ray Unit for the B. Y. L. Nair Hospital	76,568	9,710	86,278
Disinfector Boiler for M. G. Hospital, Sion ...	47,480	...	47,480
Bronchoscope complete for the Aural Department at the K. E. M. Hospital ...	7,960	3,333	11,293
Purchase of Operation Light for M. G. H., Sion ...	2,599	1,316	3,915
Purchase of a single channel E. C. G. Machine for B. Y. L. Nair Hospital ...	5,324	...	5,324
Purchase of X-Ray apparatus for T.B. Clinic at Princess Street ...	489	...	489
Purchase of one electronic stimulation current apparatus for L. T. M. G. H., Sion ...	4,786	...	4,786
Purchase of Micro Manipulator for the Anatomy Department of T. N. M. College ...	6,562	...	6,562
Purchase of one High Pressure Sterlizer for L. T. M. H., Sion ...	16,000	...	16,000
Purchase of a Battery of Sterilizer for L. T. M. G. H., Sion ...	16,755	...	16,755
Purchase of operation table for B. Y. L. Nair Charitable Hospital.	21,484	856	22,340
Purchase of a new X-Ray Unit together with mass miniature X-Ray Camera, for Foras Road T.B. Clinic ...	68,687	4,250	72,937
Purchase of one High Pressure steam sterilze. for L. T. M. G. H., Sion ...	13,550	...	13,550
Hot and Cold water sterilizer for the E. N. T. Department at the K. E. M. Hospital, No. 1 in replacement of old one ...	...	5,392	5,392
Bowl sterilizer for J. M. Theatre at the K. E. M. Hospital, in replacement of old one. ...	...	1,666	1,666
Purchase of Instrument Autoclave for B. Y. L. N. Ch. Hospital	...	16,385	16,385
Providing two operation Tables for K. E. M. Hospital ...	...	18,884	18,884
Purchase of a high pressure sterilizer for the B. Y. L. Nair Charitable Hospital (in replacement of the old one) ...	...	24,499	24,499
Purchase of one Ice Cube Maker for L. T. M. G. M., Sion ...	...	10,000	10,000
Mass miniature radiographic attachment for the X-Ray Deptt. of the B. Y. L. Nair Charitable Hospital ...	...	24,570	24,570
Dental Unit with Chair at L. T. M. G. Hospital ...	...	4,720	4,720
Purchase of a portable X-Ray Unit for L. T. M. G. H., Sion ...	9,156	696	9,852
VII.—STREET CLEANSING AND CONSERVANCY, ETC.			
Providing booster Air Compressor sets two at Carrol Road and one at Kitridge Road ...	42,029	1,646	43,675
Six pump impellers shaft assemblies and accessors for various pumping stations ...	13,374	...	13,374
Purchase of a lorry of 5 Ton for the use of all Pumping and Compressor Stations and Purification Works ...	...	29,784	29,784
Purchase of spare impellers complete with shaft, etc. ...	...	14,234	14,234
Total—Plant and Machinery to be purchased out of Hospital Fund.	4,12,631	1,94,819	6,07,450
Plant and Machinery to be purchased out of Pre-cast Concrete Slab Pavement Renewal Fund.			
VII.—STREET CLEANSING, ETC.			
Purchase of Gas Meters ...	16,068	...	16,068
Total—Plant and Machinery to be purchased out of Pre-cast Concrete Slab Pavement Renewal Fund	16,068	...	16,068
Plant and Machinery to be purchased out of Slum Service Fund.			
II.—WATER WORKS			
Providing two 48" electrically operated sluice valves on 48" inlet mains at M. H. R. ...	13,125	...	13,125
Total—P. and M. to be purchased out of Slum Service Fund ...	13,125	...	13,125

APPENDIX NO. 8.

	Total Capital Expenditure upto 31st March 1961.	Expenditure during 1961-62.	Total Capital Expenditure upto 31st March 1962.
Plant and Machinery to be purchased out of Land Reclamation and Acquisition Fund	Rs.	Rs.	Rs.
I.—GENERAL SUPERVISION, ETC.			
Replacement of the machinery of the existing lift at Municipal Head Office ...	4,364	...	4,364
Purchase of a delivery van for C. S. Department ...	26,021	...	26,021
II.—WATER WORKS			
Providing two 48" electrically operated sluice valves on 48" inlet mains at M. H. R. ...	299	1,425	1,724
Providing 30" electrically operated sluice valve on 36" Tansa inlet at Bhandarwada Hill Reservoir ...	10,752	3,557	14,309
Taking over from Government Cement Gun purchased in connection with the work of sinking T. P. lines and diversion of trolley track at Santacruz ...	10,719	...	10,719
Providing 30" electrically operated sluice valve on 32" Nesbit Road outlet at Bandarwada Hill Reservoir ...	...	16,801	16,801
Purchase of one 40 H.P. Pumping Unit ...	...	11 791	11,791
Purchase of Exhaust Fans at Chlorination Plant ...	...	3,305	3,305
Replacement of the Engine of Motor Trolley Nos. 13 and 14 outside City Division ...	...	6,616	6,616
Replacement of diesel driven Arc Welding Plant for outside City Division ...	...	8,652	8,652
Replacement of 'N' Type Candy Chlroine Pannel at Tulsi Chlroination Plant ...	...	5,460	5,460
Replacement of Engine of Motor Trolley No. 6 for O. C. Division.	...	5,371	5,371
VI.—MEDICAL RELIEF, ETC.			
Purchase of Silt Lamp with goniscope for the B. P. A. Eye Hospital at Kamathipura ...	...	6,494	6,494
Purchase of one Screening Machine for L. T. M. G. H., Sion ...	...	11,866	11,866
VII.— STREET CLEANSING AND CONSERVANCY, ETC.			
Purchase and installation of one compressor for inflating tyres at Mahalaxmi Siding ...	3,401	...	3,401
Vinches No. 4 ...	4,496	552	5,048
Purchase of gas meters ...	5,563	...	5,563
Two electircally driven Air Compressors for the detritus tank at the Dharavi Purification Plant ...	2,887	...	2,887
Purchase of one spare set of sulzer horizontal pump shafting, bushes bearings, etc., without C. I. casing for the horizontal sulzer Pumps	10,905	...	10,905
Purchase of 50 KCW type serviceable wagons from Central Railway for removal of refsue to Deonar ...	...	5,10,750	5,10,750
VIII.—ROADS, DRAINS, ETC.			
Purchase of one Silt Lorry ...	Cr. 120	...	Cr. 120
Purchase of six numbers of 8-10 tons capacity Arelling Jessop Road Rollers ...	3,13,910	9,652	3,23,562
X.—BUILDINGS, LAND ACQUISITION, ETC.			
Purchase of Ferrow-Printing Machine ...	15,000	...	15,000
XI.—FIRE BRIGADE			
Purchasing a new Trailer Fire Pump to replaces the old one No. 29 ...	12,375	...	12,375
XII.—LICENSING, REMOVAL OF ENCROACHMENT			
Purchase of two encroachment lorries ...	...	50,000	50,000
Total—Plant and Machnery to be purchased out of Land Reclamation and Acquisition Fund.	4,20,572	6,52,292	10,72,864

APPENDIX NO.. 8

	Total Capital Expenditure upto 31st March 1961.	Expenditure during 1961-62.	Total Capital Expenditure upto 31st March 1962.
	Rs.	Rs.	Rs.
Plant and Machinery to be purchased out of Plant and Machinery Depreciation Fund.			
I.—GENERAL SUPERVISION, ETC.			
Replacement of the machinery of the existing lift at the Municipal Head Office ...	25,413	...	25,413
Purchase of 3 Motor Cycles with side cars or Rikshaw type delivery van for the delivery of Corporation Agenda, letters etc. ...	...	19,203	19,203
II.—WATER WORKS			
Purchase of new meters ...	6,24,198	1,48,401	7,72,599
Providing a 30" electrically operated Sluice Valve on 36" Inlet mains at M. H. R. ...	10,620	5,903	16,523
VI.—MEDICAL RELIEF, ETC.			
Dental X-Ray machine in L. T. M. G. H., Sion ...	4,823	...	4,823
Purchase of a 200 m.m. X-Ray Generator and 3/1 phase volt reducing transfo mer for the G. T. B. Hospital, Sewree ...	21,077	380	21,457
Central Compressor Air Plant 5 (B.H.P.) and exhaust fans to fume cupboards at the T. N. M. College and providing G. I. piping for the same ...	...	1,973	1,973
VII.—STREET CLEANSING AND CONSERVANCY			
Purchase of one centrifugal pump for D. E. Maintenance Portable	12,257	...	12,257
Electric Welding Plant INO ...	2,312	...	2,312
O. K. Champion Machines—1 Nos. ...	...	36,026	36,026
XI.—FIRE BRIGADE			
Purchase of one 120 feet turn table ladder in replacement of old one	1,52,529	...	1,52,529
Installation of Radio Telephony with construction of 200 ft. mast at F. B. Headquaters at Byculla ...	84,135	659	84,794
Motor Jeep in replacement of Jeep No. 2 ...	18,915	...	18,915
Canteen Van ...	...	36,000	36,000
Three Motor Ambulances one for Colaba Fire Station and one each in replacement of Nos. 16 and 19 ...	...	51,874	51,874
Total--Plant and Machinery to be purchased out of Plant and Machinery Depreciation Fund	9,56,279	3,00,419	12,56,698
Plant and Machinery to be purchased out of K. E. M. Hospital Equipment Fund.			
VI.—MEDICAL RELIEF AND EDUCATION			
Purchase of Fluroscope with facilities for both verticle and lying down position for the B. Y. L. Nair Charitable Hospital ...	6,809	...	6,809
Total—K. E. M. Hospital Euipqment Fund	6,809	...	6,809
Plant and Machinery to be purchased out of K. E. M. Hospi al Research Fund.			
VI.—MEDICAL RELIEF AND EDUCATION			
Laundry Equipments Complete ...	56,490	...	56,490
Total—K. E. M. Hospital Research Fund ...	56,490	...	56,490
Total—Plant and Machinery—Works in progress ...	38,05,165	13,77,502	51,82,667
Total Plant and Machinery ...	1,80,39,308	13,77,502	1,94,16,810
Assests written off ...	Cr. 1,44,43,752	Cr. 11,54,546	Cr. 1,55,98,298
Total—Plant and Machinery ...	35,95,556	2,22,956	38,18,512

APPENDIX No. 8—(*Concld.*)

	Total Capital Expenditure upto 31st March 1961.	Expenditure during 1961-62.	Total Capital Expenditure upto 31st March 1962.
	Rs.	Rs.	Rs.
TRUST FUND			
Works completed (as per Report 1960-61) ...	44,18,338	...	44,18,338
Works in progess—			
Providing a Convalscent Home of 120 beds with equipment and staff quarters at Parel near K. E. M. Hospital ...	53,976	2,757	56,733
Purchase of equipment, instruments etc., for the Blood Bank at K. E. M. Hospital ...	14,781	...	14,781
Construction and equipment of an additional floor over Ward Pavilion No. 2 at K. E. M. Hospital ...	2,36,581	...	2,36,581
Government share of the cost of preliminary expenses in connection with the preparation of Master Plan for Greater Bombay	2,40,034	...	2,40,034
Construction of a building for the Blood Bank at K. E. M. Hospital	30,000	...	30,000
Additional accommodation for Female Ward at Turner Sanatorium ...	2,99,997	...	2,99,997
Construction of an orchid house at Victoria Garden ...	5,305	...	5,305
Construction of a pe manent screen wall at the new drying ground for Dhobies at Mahalaxmi Katchra Siding ...	12,000	...	12,000
Construction of a building for an electrically operated crematorium at Chandanwadi ...	99,929	...	99,929
Construction of a P. C. at the footbridge near the junction of Chinchbunder Road, etc. ...	499	...	499
Construction of additional 3 floors over the recently constructed building No. 1 and Bui ding No. 2 comprising of basement ground and 3 upper floors at M. G. H., Sion ...	99,750	...	99,750
Construction of a pedestrian Subway near Churchgate Station ...	1,23,103	...	1,23,103
Proposed extension to Orthopaedic Theatre on the ground floor, Gynaelogical Ward on 1st floor and a new Ward for female patients on 2nd floor at K. E. M. Hospital ...	24,713	...	24,713
Construction of additional floors over the Registration Block and Out-patients Department for the full-time departments of Medicine and Surgery in the K. E. M. Hospital ...	1,24,730	...	1,24,730
Construction of a Recreation Centre at Chowpatty—Raja Baldevdas Birla Kreeda Kendra ...	842	288	1,130
Construction of 100 additional stones and 50 Bhabhies for washing clothes at Dhobighat, Mahalaxmi to reha ilitate the Dhobis from Forjet Street and Tardeo ...	14	14,124	14,138
Equipment for Neuro Surgical Unit at K. E. M. Hospital ...	...	1,00,000	1,00,000
Construction of two independent buildings—			
(*i*) Consisting of basement, ground 5 upper floors for housing chest insitute etc. ...	...	26,931	26,931
(*ii*) 4 upper floors for housing Cardiack Institute etc. ...			
Total—Works in progess...	13,66,254	1,44,100	15,10,354
Total—Trust Fund...	57,84,592	1,44,100	59,28,692
Worn out Water Mains Renewal Fund.			
Works completed (as per Report for 1959-60 ...	9,64,526	...	9,64,526
Total—Worn out Water Mains Renewal Fund ...	9,64,526	...	9,64,526
Land and Buildings Fund.			
Lands purchased and Buildings erected out of the Municipal Land and Buildings Fund ...	43,03,044	...	43,03,044

Appendix No 9.

Showing (1) the total amount of Municipal Loans raised (2) the expenditure incurred there against and (3) the invested balances of the Loans on 31st

II.—Water Works.	III.—Education, Primary.	IV.—Education Secondary.	V.—Public Health.	VI.—Medical Relief and Education.	VII.—Street Cleansing, Conservancy, Road Watering and Halalkhore Service.	VIII.—Roads, Drains and Sewers.	IX.—Mechanical.	X.—Buildings, and Acquisition land Management.	XI.—Fire Brigade	XIII.—Gardens and Open Spaces.	XIV.—Markets and Slaughter Houses.	XV.—Slum Service.	XVI.— fo D
(6)	(7)	(8)	(9)	(10)	(11)	(12)	(13)	(14)	(15)	(16)	(17)	(18)	
Rs. nP.	Rs. nP.	Rs. nP.	Rs. nP.	Rs. nP.	Rs. nP.	Rs. nP.	Rs. nP.	Rs. nP.	Rs. nP.	Rs. nP.	Rs. nP.	Rs. nP.	Rs.
36,64,31,432 09	22,98,012 43	20,703 44	1,46 28,675 10	3,31,52,973 53	4,55,22,201 18	10,83,54,330 18	36,59,754 15	4,17,91,373 86	29,28,715 44	64,28,316 47	1,13,00,816 59	38,73,693 79	1,87
3,74,000 00	...	...	...	...	...	...	...	...	...	...	...	...	
...	...	...	...	...	...	1,56,500 00	...	...	...	..	...	...	
...	5,00,000 00	...	...	...	...	...	...	...	...	...	...	...	
2,40,000 00		...	..	...	...	5,595 07	...	...	...	..	53,848 74	...	
...	...	...	...	...	...	...	...	...	...	...	...	...	
...	...	...	...	...	...	9,844 50	...	...	..	...	...	...	
...	...	...	...	...	...	19,000 00	...	...	...	17,869 98	...	...	
...	...	...	...	...	...	...	...	...	...	...	...	...	
1,40,647 79	...	...	...	...	3,02,317 23	...	...	1,29,89,110 46	...	...	...	...	
...	...	...	...	7,00,000 00	...	...	...	...	...	...	...	...	
...	...	...	...	...	...	91,234 00	...	...	...	...	...	...	
...	...	...	...	...	...	18,123 64	...	...	...	...			
...	...	...	...	...	...	12,975 87	...	...	...	...			
36,71,86,079 88	27,98,012 43	20,703 44	1,46,28 675 10	3,38,52,973 53	4,58,24,518 41	10,86,68,003 26	36,59,754 15	5,47,80,484 32	29,28,715 44	64,46,186 45	1,13,54,665 73	38,73,693 79	1,87,1
...	...	...	20,00,000 00	...	...	...	...	...	...	...	...	...	...
...	...	...	3,912 81	...	8,00,667 44	2,92,469 94	...	...	...	...	40,499 93	...	...
...	...	...	20,03,912 81										
...	...	...	...	...	...	...	...	...	...	...	...	...	...
36,71,86,079 88	27 98,012 43	20,703 44	1,26,24,762 29	3,38,52,973 53	4,50,23 850 97	10,83,75,533 32	36,59,754 15	5,47,80,484 32	29,28,715 44	64,46,186 45	1,13 14,165 80	38,73,693 79	1 87,147

‡ The amount is reserved for Capital Store Account Stock.
† Minor changes due to conversion.

Appendix No. 10.

SINKING FUND.

Statement showing the Actual Investments on account of the Sinking Fund of different Municipal Loans upto 31st March 1962, compared with the amounts which should have accumulated upto that date on the basis of the Fixed Instalments and the sums set aside as Sinking Fund as at 31st March 1962.

Name of Loan.	Amount raised.	When raised.	When repayable.	Amount of Annual Sinking Fund Instalment.	Date when Sinking Fund commenced.	Amount of Sinking Fund which should have accumulated upto 31st March 1962 at Compound Interest.
1	2	3	4	5	6	7
	Rs.			† Rs.		Rs.
6 per cent. Municipal Loans (4 per cent. basis).						
460 Lakhs Loan for the Improvement of Water Supply in Bombay.	1,60,00,000	Between 22nd September 1924 and 31st March 1925 (First issue). Between 18th November 1924 and 31st March 1925 (Second issue).	1st December 1954 ...	...	1st December 1925 ...	49,500
5 and 6 per cent. Municipal Loans (3½ per cent. basis).						
147 Lakhs Tansa Water Works Loan ...	1,47,00,000	Between 5th June 1886 and 24th Dec. 1891.	(a) Between 1st January 1943 and 1st January 1953.		1st January 1893 ...	(b) 10,000
10 Lakhs Loan for the Conversion of S.W. Reservoir at Clerk Road into a Public Park.	10,00,000	2nd July 1920 ...	1st July 1980 ...	5,089	1st July 1921 ...	4,62,198
27 Lakhs Loan (1929-30) ...	26,21,500	From 19th July 1929 to 1st August 1929.	1st August 1959 ...	....	1st August 1930 ...	14,500
31.43 Lakhs Loan for the repayment of 40 Lakhs Loan due 19th December 1929	26,14,000	Do.	1st August 1949. ...	...	...	40,000
40 Lakhs Loan (1930-31) ...	40,00,000	From 20th September 1930 to 6th October 1930.	At the option of the Corporation on or after 1st December 1950 on giving 3 Months' notice by public advertisement or on 1st December 1960.	...	1st June 1931	19,500
4 per cent. Municipal Loans (3½ per cent. basis.)						
25 Lakhs Loan for Sewerage, Water, etc. Works.	25,00,000	17th and 18th July 1899.	1st November 1939 ...	...	...	*1,000
4 per cent. Municipal Loans (3 per cent. basis).						
30 Lakhs Loan for the acquisition of sites for the construction of various Overbridges in the City.	30,00,000	29th July 1909 and 10th August 1910.	1st May 1949 ...			26,000
Rs. 20,60,000 Loan out of Rs. 70 Lakhs Loan for reduplication of Tansa Main and other Auxiliary Works.	20,60,000	22nd July 1914	1st June 1974	12,634	1st June 1915 ...	†† 13,00,051
20 Lakhs Loan for Street Improvements.	20,00,000	9th September 1913 and 24th September 1915.	1st May 1955 ...	...	1st May 1916 ...	1,500
3½ per cent. Municipal Loans (3 per cent. basis).						
9 Lakhs Loan (1935-36) ...	9,00,000	31st January 1936 ...	14th March 1966 ...	18,917	14th March 1937 ...	7,30,389
48 Lakhs Loan (1940-41) ...	48,00,000	Between 1st March 1941 and 15th January 1942.	1st March 1971 ...	1,00,891	1st March 1942 ...	29,00,428
25 Lakhs Loan (1941-42) ...	25,00,000	Between 1st September 1942 and 15th February 1943.	1st March 1972 ...	52,548	1st March 1943 ...	14,15,502
20 Lakhs Loan (1943-44) ...	20,00,000	Between March 1944 and November 1944.	1st March 1974 ...	42,039	1st Mach 1945 ...	9,86,777
22 Lakhs Loan (1944-45) ...	22,00,000	Between March 1945 and March 1946.	1st March 1975 ...	46,243	1st March 1946 ...	10,88,847
25 Lakhs Loan (1945-46) ...	25,00,000	Between 27th March 1946 and 6th Nov. 1946.	1st March 1976 ...	52,548	1st March 1947 ...	10,61,843
					Carried forward ...	1,01,08,035

(a) Rs.	Repayable on	Less— Repaid—	Rs.	(b) Balance. Rs.
2,00,000	1-1-1928.	From 1-1-1928 ...	2,00,000	...
52,91,500	1-1-1933.	,, 1-1-1933 to 31-3-1940 ...	52,91,500	...
22,08,500	1-1-1943.	,, 1-1-1943 to 31-3-1950 ...	22,07,500	1,000
17,00,000	1-1-1946.	,, 1-1-1946 to 31-3-1950 ...	16,96,000	4,000
10,00,000	1-1-1948.	,, 1-1-1948 to 31-3-1954 ...	10,00,000	...
43,00,000	1-1-1953.	1-1-1953 to 31-3-1956 ...	42,95,000	5,000
Rs. 1,47,00,000			1,46,90,000	10,000

* Stoppage is recorded against this Debenture.

†All the Sinking Fund Instalments were re-arranged during 1906-07 on a 3½ per cent. basis as per Corporation Resolution No. 4946 of 9th February 1905 and are further re-arranged from 1st April 1928 as per Corporation Resolution No. 6114 of 12th September 1927.

†† Includes Rs. 3,000 in respect of Rs. 49,40,000 loan repaid on 1-11-1954.

Appendix No. 10—(*Contd.*)

Name of Loan.	Amount raised.	When raised.	When repayable.	Amount of Annual Sinking Fund Instalment.	Date when Sinking Fund commenced.	Amount of Sinking Fund which should have accumulated up to 31st March 1962 at Compound Interest.
1	2	3	4	5	6	7
	Rs.			Rs.		Rs.
					Brought over ...	1,01,08,035
3 per cent. Municipal Loans (3 per cent. basis).						
	185,0,000	1st November 1936...	1st February 1967 ...	51,498	1st February 1938 ...	18,86 950
24½ Lakhs Loan (1936-37) ...	6,00,000	1st June 1937 ...				
30 Lakhs Loan 1937-38) ...	30,00,000	1st Aoril 1938	14th March 1968 ...	63,058	14th March 1939 ...	21,74,069
30 Lakhs Loan (1938-39) ...	30,00,000	Between 16th January 1939 and 1st June 1939.	1st March 1969 ...	63,058	1st March 1940 ...	20,51,506
64 Lakhs Loan (1939-40) ...	64,00,000	Between 1st December 1939 and 1st September 1940.	1st March 1970 ...	1,34,523	1st March 1941 ...	41,18,158
54 Lakhs Loan (1946-47) ...	54,00,000	Between 4th March 1947 and 13th December 1948.	1st March 1977 ...	1,13,505	1st March 1948 ...	21,16,354
61 Lakhs Loan I (1948-49) ...	61,00,000	Between 23rd March 1949 to 19th August 1949.	1st March 1979 ...	1,28,218	1st March 1950 ...	20,07,495
3½ per cent. Municipal Loans (3 per cent. basis).						
75 Lakhs Loan (1947-48) ...	75,00,000	1st August 1947 ...	1st August 1977 ...	1,57,645	1st August 1948 ...	27,47,446
1,25 Crores Loan (1949-50) ...	88,14,500	Between 23rd September to 29th September 1949.	15th September 1979 ...	1,85,275	15th September 1950...	26,72,162
2 Crores Loan (1950-51) ...	2,00,00,000	21st August 1950 ...	16th August 1965 ...	10,75,332	16th August 1951 ...	1,40,30,877
80 Lakhs Loan (1950-51) ...	80,00,000	Between 20th December 1950 to 29th March 1951.	1st September 1980 ...	1,68,152	1st September 1951 ...	21,91,349
3 Crores Loan (2nd Instalment) ...	10,00,000	1st March 1951 ...	16th August 1965 ...	53,767	16th August 1961 ...	7,01,546
3¾ per cent. Municipal Loans (3 per cent. basis).						
175,34,000 Loan (1951-52) ...	1,75,34,000	3rd October 1951 ...	3rd October 1966 ...	9,42,751	3rd October 1952 ...	1,09,67,894
33 Lakhs Loan (1951-52) ...	33,00,000	16th Feb. 1952 ...	3rd October 1966 ...	1,77,432	3rd October 1952 ...	20,64,234
60 Lakhs Loan (1951-52) ...	60,00,000	16th Feb. 1952 ...	16th August 1966 ...	3,22,602	16th August 1952 ...	37,67,617
4 per cent. Municipal Loans (3¾ per cent. basis).						
2,44,14,500 Loan (1952-53) ...	2,44,14,500	3rd September 1952	1st September 1964 ...	16,48,280	1st September 1953 ...	1,76,43,463
69 Lakhs Loan (1952-53) ...	69,00,000	26th November 1952	1st September 1967 ...	3,51,045	1st September 1953 ...	37,57,643
35 Lakhs Loan (1952-53) ...	35,00,000	28th March 1953 ...	1st September 1964 ...	2,36,293	1st September 1953 ...	25,29,320
110 Lakhs Loan (1953-54) ...	1,10,00,000	3rd September 1953	1st September 1963 ...	3,79,084	1st September 1954 ...	80,64,279 *
50 Lakhs Loan (1953-54) ...	50,00,000	12th November 1953	1st September 1973 ...	1,72,311	1st September 1954 ...	16,08,060
85 Lakhs Loan (1953-54) ...	85,00,000	11th September 1953	1st September 1973 ...	2,92,928	1st September 1954 ...	27,33,702
1,92,49,000 Loan (1954-55) ...	1,92,49,000	15th October 1954 ...	1st September 1964 ...	6,63,361	1st September 1955 ...	1,18,86,135**
70 Lakhs Loan (1954-55) ...	70,00,000	15th March 1955 ...	1st March 1975 ...	2,41,235	1st March 1956 ...	18,96,856
130 Lakhs Loan (1956-57) ...	40,00,000	15th November 1956	15th September 1981 ...	3,22,812	15th September 1957...	17,75,078
	90,00,000	29th March 1957 ...				
4 per cent. Municipal Loans (3½ per cent. basis).						
180 Lakhs Loan (1955-56) ...	1,80,00,000	15th September 1955	15th September 1967 ...	6,36,500	15th September 1956...	42,48,213
30 Lakhs Loan (1955-56) ...	30,00,000	15th March 1956 ...	15th September 1967 ...	1,06,084	5th September 1957 ...	7,08,032
115,50 Lakhs Loan (1956-57) ...	1,15,50,000	15th October 1956 ...	15th October 1968 ...	4,08,421	15th October 1957 ...	22,25,278
330 Lakhs Loan (1959-60) ...	3,30,00,000	28th September 1959	28th September 1971 ...	11,66,916	28th September 1960...	24,16,923
4½ per cent. Municipal Loans (3¾ per cent. basis).						
Rs. 1,14,10,500 Loan (1957-58) ...	1,14,10,500	1st November 1957...	1st November 1969 ...	4,03,488	1st November 1958 ...	17,25,480
Rs. 250 Lakhs Loan (1958-59) ...	2,50,00,000	11th August 1958 ...	11th August 1970 ...	8,84,027	11th August 1959 ...	28,07,391
Rs. 137 50,000 Loan of 1960-61 ...	1,37,50,000	15th November 1960	15th November 1972 ...	9,41,654	15th November 1960...	9,54,013
4½ per cent. Municipal Loan (3¾ per cent. basis).						
Rs. 1 Crore Loan (1957-58) ...	1,00,00,000	1st February 1958 ...	1st November 1983 ...	2,48,317	1st November 1958 ...	10,66,963
Rs. 1 Crore Loan (1958-59) ...	1,00,00,000	Between 24th November 1958 and 31st March 1959.	11th August 1983 ...	2,48,317	11th August 1959 ...	10,75,717
Rs. 170 Lakhs Loan (1960-61) ...	1,70,00,000	1st March 1961 ...	15th November 1985 ...	4,22,139	15th November 1961 ...	4,28,917
					Total ...	13,31,57,155

Appendix No. 10—(*concld*).

	Amount actually invested upto 31st March 1962.				Amount of Interest accrued upto 31st March 1961 to be collected and invested in 1961-62.	Total of Columns 5 and 6
	Amount of Sinking Fund invested upto 31st March 1961.	Sinking Fund Instalments paid in 1961-62.	Interest, etc., accumulations invested in 1961-62.	Total.		
1	2	3	4	5	6	7
	Rs. nP.	Rs. nP.	Rs. nP.	Rs. nP.	Rs. nP.	Rs. nP.
Sinking Funds	11,06,24,257 16	2,19,30,012 00	41,22,311 58	13,66,76,580 74		
Deduct—Withdrawn for repayment of Loans ...				22,000 00		
Total Sinking Funds ...				† 13,66,54,580 74		
In Public Securities as detailed in Appendix No. 16-A ...				13,66,54,543 60		
In Cash with the State Bank of India ...				37 14		
Total ...				13,66,54,580 74	7,96,180 70	13,74,50,761 44

† The market value of the securities on 31st March 1962 is Rs. 13,25,91,317-09 as shown in Appendix No. 16-A and after adding the cash balance of Rs. 37-14 and the interest accrued on the securities upto 31st March 1962 amounting to Rs. 7,96,180-70 the total amount of Sinking Fund is Rs. 13,33,87,534-93.

* Inclusive of Rs. 11,40,540 credited as per S.C.R. No. 2377 of 16-1-57 & C.R. No. 1487 of 21-1-57 and Rs. 5 Lakhs as per S.C.R. No. 2413 of 23-12-57 & C.R. 1445 of 20-1-58.

** Inclusive of Rs. 3,59,460 credited as per S.C.R. No. 2377 of 16-1-57 & C.R. No. 1487 of 21-1-57.

Appendix

Statement showing Outstanding Loans due by the Municipality, the interest outstanding on 1st

State Bank of India, and in Office during that year

No.	Particulars of Loans.	Rate of Interest.	Balance due on 1st April 1961.	Amount raised in 1961-62.	Total.	Amount re-paid in 1961-62
1	2	3	4	5	6	7
			Rs. nP.	Rs. nP.	Rs. nP.	Rs. nP.
	Loans raised from Government.					
1	Rs. 100 Lacs Loan (1953-54)	4¼ per cent.	81,52,479 81		E 81,52,479 81	3,10,664 61
2	100 Lacs Loan (1953-54)	4¼ per cent.	81,52,479 81		E 81,52,479 81	3,10,664 61
3	100 Lacs Loan (1954-55)	4¼ per cent.	84,50,479 40		E 84,50,479 40	2,97,999 63
4	100 Lacs Loan (1954-55)	4¼ per cent.	84,50,479 40		E 84,50,479 40	2,97,999 63
5	100 Lacs Loan (1955-56)	4¼ per cent.	87,36,330 40		E 87,36,330 40	2,85,850 96
6	100 Lacs Loan (1955-56)	4¼ per cent.	87,36,330 40		E 87,36,330 40	2,85,850 96
7	50 Lacs Loan (1955-56)	4¼ per cent.	43,68,164 53		E 43,68,164 53	1,42,925 63
8	100 Lacs Loan (1956-57)	4 per cent.	87,33,903 90		F 87,33,903 90	13,16,739 94
9	100 Lacs Loan (1957-58)	4 per cent.	1,00,00,000 00		G 1,00,00,000 00	12,66,096 10
10	50 Lakhs Loan (1957-58)	4 per cent.	50,00,000 00		G 50,00,000 00	6,33,048 05
	Total Loans raised from Government Rs.		7,87,80,647 65	...	7,87,80,647 65	51,47,840 12
	Loans raised from the Public.					
1	The Tansa Water Works Loan (Rs. 147 Lakhs) ...	5 per cent.	5,000 00 5,000 00		5,000 00 5,000 00	(a)
2	25 Lakhs Loan for Sewerage Water and other Sanitary Works ...	4 per cent.	1,000 00		1,000 00	(a)
3	The 15 Lakhs Loan for Street Improvements ...	4 per cent.	...		...	(a)
4	The 30 Lakhs Loan for the Acquisition of Sites for the Construction of Overbridges...	4 per cent.	26,000 00		26,000 00	(a)
5	The 70 Lakhs Loan for re-duplication of Tansa Main and other Auxiliary Works ...	4 per cent.	20,63,000 00		20,63,000 00	(a)
6	The 20 Lakhs Loan for Street Improvements ...	4 per cent.	1,500 00		1,500 00	(a)
7	The 10 Lakhs Loan for the Conversion of the Storm Water Reservoir at Clerk Road into a Public Park ...	5 per cent.	10,00,000 00		10,00,000 00	(a)
8	160 Lakhs Loan for the Improvement of the Water Supply in Bombay (First Issue)	6 per cent.	23,000 00		23,000 00	(a) 3,500 00
	160 Lakhs Loan for the Improvement of the Water Supply in Bombay (Second Issue).	6 per cent.	30,500 00		30,500 00	(a) 500 00
10	Rs. 37 Lakhs Loan (1929-30) ...	5 per cent.	32,500 00		32,500 00	(a) 18,000 00
11	Rs. 31.43 Lakhs Loan for the repayment of Rs. 40 Lakhs Loan due 19th December 1929 ...	5 per cent.	40,000 00		40,000 00	(a)
12	Rs. 28 Lakhs Loan for the repayment of Rs. 39,94,000 out of 6 per cent. 50 Lakhs Loan due 1st August 1929 ...	5 per cent.	...		...	(a) ...
	Loans from Public Carried over Rs. ...		32,27,500 00	...	32,27,500 00	22,000 00
	Loans from Govt. Carried over Rs. ...		7,87,80,647 65	...	7,87,80,647 65	51,47,840 12

(a) As under the terms of these loans the bonds cannot be repaid to the holders before the dates stipulated in the debentures, the Sinking Fund has been invested as shown in detail in Appendix No. 10.

E—These loans are repayable in twenty-five annual equated instalments of principal and interest, the first instalment being payable on the first anniversary date of the drawal of the loan.

F—The loan is repayable in seven annual equated instalments of both principal and interest commencing from 1960-61. The interest on the loan will be paid annually till the payments of equated instalments of the loan commence.

G—This loan is repayable in seven annual equated instalments of both principal and interest commencing from 1961-62. The interest on the loan will be paid annually till the payments of the equated instalments of the loan commence.

No. 11

April 1961 on the different Loans, the amount payable for the year 1961-62, the amount paid by the and the balances outstanding on 31st March 1962.

	Balance due on 31st March 1962.	Interest outstanding on 1st April 1961	Interest payable in 1961-62.	Total interest due	Deduct—Interest paid by the State Bank of India and in Office.	Outstanding balance on 31st March 1962.
	8	9	10	11	12	13
	Rs. nP.	Rs. nP.	Rs. nP.	Rs. nP.	Rs nP.	Rs. nP.
	78,41,815 20	...	3,46,480 39	3,46,480 39	346,380 39	...
	78,41,815 20	...	3,46,480 39	3,46,480 39	3,46,480 39	...
	81,52,479 77	...	3,59,145 37	3,59,145 37	3,59,145 37	...
	81,52,479 77	...	3,59,145 37	3,59,145 37	3,59,145 37	...
	84,50,479 44	...	3,71,294 04	3,71,294 04	3'71,294 04	...
	84,50,479 44	...	3,71,294 04	3,71,294 04	3,71,294 04	...
	42,25,238 90	...	1,85,646 99	1,85,646 99	1,85,646 99	...
	74,17,163 96	...	3,49,356 16	3,49,356 16	3,49,356 16	...
	87,33,903 90	...	4,00,000 00	4,00,000 00	400,000 00	...
	43,66,951 95	...	2,00,000 00	2,00,000 00	2,00,000 00	...
	7,36,32,807 53	...	32,88,842 75	32,88,842 75	32,88,842 75	...
C	5,000 00 5,000 00	2,890 06	...	2,890 06	...	2,890 06
C	1,000 00	380 00	...	380 00	...	380 00
	...	132 00	...	132 00	...	132 00
B	26,000 00	16,499 06	...	16,499 06	...	16,499 06
	20,63,000 00	9,078 78	82,400 00	97,478 78	76,747 00	*3,068 89 11,662 89
B	1,500 00	1,298 12	...	1,298 12	...	1,298 12
	1000,000 00	...	50,000 00	50,000 00	50,000 00	...
B	19,500 00	6,520 56	...	6,520 56	105 00	6,415 56
B	30,000 00	7,170 75	...	7,170 75	45 00	7,125 75
B	14,500 00	5,525 75	...	5,525 75	600 00	4,925 75
B	40,000 00	3,227 31	...	3,227 31	...	3,227 31
	...	378 50	...	378 50	...	378 50
	32,05,500 00	53,100 89	1,32,400 00	1,85,500 89	1,27,497 00	*3 068 89 54,935 00
	7,36,32,807 53	...	32,88,842 75	32,88,842 75	32,88,842 75	...

B—Debentures in respect of these loans have remained unpaid owing to their not having been surrendered for repayment upto 31st March 1962. The Debentures do not carry interest from and after the due dates and will be paid when surrendered for repayment by the holders, out of the Sinking Fund Investments.

C—Stoppage is recorded against these Debentures.
* To be treated as savings.

Appendix

No.	Particulars of Loans	Rate of Interest.	Balance due on 1st April 1961.	Amount raised in 1961-62	Total	Amount re-paid in 1961-62.
1	2	3	4	5	6	7
	Loans from Government—Brought forward ...		Rs. 7,87,80,647.65	Rs.	Rs. 7,87,80,647.65	Rs. 51,47,840.12
	Loans from Public—Brought forward ...		32,27,500.00		32,27,500.00	22,000.00
	Loans raised from the Public *contd.*					
13	Rs. 40 Lakhs Loan (1930-31)	6 per cent.	19,500.00		19,500.00	(a)
14	Rs. 9 Lakhs Loan (1935-36)	3½ per cent.	9,00,000.00		9,00,000.00	(a)
15	Rs. 24½ Lakhs Loan (1936-37)	3 per cent.	24,50,000.00		24,50,000.00	(a)
16	Rs. 30 Lakhs Loan (1937-38)	3 per cent.	30,00,000.00		30,00,000.00	(a)
17	Rs. 30 Lakhs Loan (1938-39)	3 per cent.	30,00,000.00		30,00,000.00	(a)
18	Rs. 64 Lakhs Loan (1939-40)	3 per cent.	64,00,000.00		64,00,000.00	(a)
19	Rs. 48 Lakhs Loan (1940-41)	3½ per cent.	48,00,000.00		48,00,000.00	(a)
20	Rs. 25 Lakhs Loan (1941-42)	3½ per cent.	25,00,000.00		25,00,000.00	(a)
21	Rs. 20 Lakhs Loan (1943-44)	3½ per cent.	20,00,000.00		2000,000.00	(a)
22	Rs. 22 Lakhs Loan (1944-45)	3½ per cent.	22,00,000.00		22,00,000.00	(a)
23	Rs. 25 Lakhs Loan (1945-46)	3½ per cent.	25,00,000.00		25,00,000.00	(a)
24	Rs. 54 Lakhs Loan (1946-47)	3 per cent.	54,00,000.00		54,00,000.00	(a)
25	Rs. 75 Lakhs Loan (1947-48)	3¼ per cent.	75,00,000.00		75,00,000.00	(a)
26	Rs. 61 Lakhs Loan (1948-49)	3 per cent.	61,00,000.00		61,00,000.00	(a)
27	Rs. 1.25 Crores Loan of 1949	3½ per cent.	88,14,500.00		88,14,500.00	(a)
28	Rs. 2 Crores Loan (1950-51)	3¼ per cent.	2,00,00,000.00		2,00,00,000.00	(a)
29	Second instalment of Rs. 10 Lakhs Loan out of Rs. 3 Crores Loan of 1949-50.	3¼ per cent.	10,00,000.00		10,00000.00	(a)
30	Rs. 80 Lakhs Loan (1950-51)	3½ per cent.	80,00,000.00		80,00,000.00	(a)
31	Rs. 1,75,34,000 Loan 1951-52 out of Rs. 420 Lakhs Loan.	3¾ per cent.	1,75,34,000.00		1,75,34,000.00	(a)
32	Rs. 33 Lakhs Loan 1951-52 out of Rs. 420 Lakhs Loan	3¾ per cent.	33,00,000.00		33,00,000.00	(a)
33	Rs. 60 Lakhs Loan 1951-52	3¾ per cent.	60,00,000.00		60.00,000.00	(a)
34	Rs. 2,44,14,500 Loan 1952-53 out of Rs. 419 Lakhs Loan.	4 per cent.	2,44,14,500.00		2,44,14,500.00	(a)
35	Rs. 69 Lakhs Loan 1952-53 out of Rs. 419 Lakhs Loan.	4 per cent.	69,00,000.00		69,00,000.00	(a)
36	Rs. 35 Lakhs Loan 1952-53 out of Rs 419 Lakhs Loan	4 per cent.	35,00,000.00		35,00,000.00	(a)
37	Rs. 110 Lakhs Loan 1953-54	4 per cent.	1,10,00,000.00		1,10,00,000.00	(a)
38	Rs. 85 Lakhs Loan 1953-54	4 per cent.	85,00,000.00		85,00,000.00	(a)
39	Rs. 50 Lakhs Loan 1953-54	4 per cent.	50,00,000.00		50,00,000.00	(a)
40	Rs. 1,92,49,000 Loan 1954-55	4 per cent.	1,9249,000.00		1,92,49,000.00	(a)
41	Rs. 70 Lakhs Loan 1954-55	4 per cent.	70,00,000.00		70,00,000.00	(a)
42	Rs. 180 Lalkhs Loan 1955-56	4 per cent.	1,80,00,000.00		1,80,00,000.00	(a)
43	Rs. 30 Lakhs Loan out of Rs. 60 Lakhs Loan 1955-56.	4 per cent.	30,00,000.00		30,00,000.00	(a)
44	Rs. 1,15,50,000 Loan 1956-57	4 per cent.	1,15,50,000.00		1,15,50,000.00	(a)
45	Rs. 130 Lakhs Loan 1956-57	4 per cent.	130,00,000.00		1,30,00,000.00	(a)
46	Rs. 1,14,10,500 Loan 1957-58	4¼ per cent.	1,14,10,500.00		1,14,10,500.00	(a)
47	Rs. 100 Lakhs Loan 1957-58	4¼ per cent.	1,00,00,000.00		1,00,00,000.00	(a)
48	Rs. 250 Lakhs Loan 1958-59	4¼ per cent.	2,50,00,000.00		2,50,00,000.00	(a)
49	Rs. 100 Lakhs Loan 1958-59	4¼ per cent.	1,00,00,000.00		1,00,00,000..00	(a)
50	Rs. 330 Lakhs Loan 1959-60	4 per cent.	3,30,00,00.000		3,30,00,000.00	(a)
51	Rs. 1,37,50,000 Loan 1960-61	4¼ per cent.	1,37,50,000.00		1,37,50,000.00	
52	Rs. 170 Lakhs Loan 1960-61	4¼ per cent.	1,70,00,000.00		1,70,00,000.00	
53	Rs. 55 Lakhs Loan 1961-62	4¼ per cent.		55,00,000.00	55,00,000.00	
54	Rs. 225 Lakhs Loan 1961-62	4¼ per cent.		2,25,00,000.00	2,25,00,000.00	
	Total Loans raised from the Public Rs. ...		36,79,19,500.00	2,80,00,000.00	39,59,19,500.00	22,000.00
	Advances from Special Funds for Capital Works					
1	Rs. 8½ Lakhs Advance from Plant and Machnery Depreciation Fund (1931-32). Rs. 13 Lakhs Advance from Special Fund (1932-33).	5 per cent.	50,966.63		50,966.63	50,966.63
2	Rs. 8 Lakhs from Renewal of Road Srfaces Fund ...	4½ per cent.	90,527.82		90,527.82	44,266.25
3	Rs. 1½ Lakhs from Plant and Machinery Depreciation Fund.	4½ per cent.	16,959.60		16,959.60	8,300.82
4	Rs. 3½ Lakhs from Plant and Machinery Depreciation Fund. Rs. 11 Lakhs Advance from Special Funds(1933-34).	4½ per cent.	59,069.06		59,069.06	18,828.89
5	Rs. 5 Lakhs from Municipal Fire and Accident Insurance Fund.	4 per cent.	80,244.26		80,244.26	25,705.23
6	Rs. 3 Lakhs from Renewal of Road Surfaces Fund ...	4 per cent.	62,976.64		62,976.64	14,829.93
7	Advances of Rs. 2,64,520.25 from Net Premia fund for repayment of an advance from Fines Fund. Rs. 8.69 Lakhs Advance from Special Funds.	4 per cent.	48,146.70		48,146.70	15,423.13
8	Rs. 5 Lakhs from Net Premia Fund ...	4 per cent.	1,04,960.82		1,04,960.82	24,716.57
9	Rs. 3.69 Lakhs from Net Premia Fund ...	4 per cent.	95,011.87		95,011.87	17,538.53
	Total : Advances ...		6,08,863.40		6.08,863.40	2,20,575.98
	Total Carried over ...		44,73,09,011.05	2,80,00,000.00	47,53,09,011.05	53,90,416.10

(a) As under the terms of these loans the bondscannot be repaid tothe holders before the dates stipulated in the debentures, the Sinking Fund has been nvested as shown in detail in Appendix No. 10.

No. 11—*Continued.*

Balance due on 31st March 1962	Interest outstanding on 1st April 1961.	Interest payable in 1961-62	Total Interest due	Deduct—Interest paid by the State Bank of India and in Office	Outstanding Balance on 31st March 1962.
8	9	10	11	12	13
Rs. nP.	Rs nP.	Rs. nP.	Rs. nP.	Rs. nP.	Rs. nP.
7,36,32,807 53	...	32,88,842 75	32,88,842 75	32,88,842 75	...
32,05,500 00	53,100 89	1,32,400 00	1,85,500 89	1,27,497 00	54,935 00 *3,068 89
19,500 00	10,858 75	...	10,858 75	...	10,858 75
9,00,000 00	8,750 00	31500 00	40,250 00	40,250 00	...
24,50,000 00	...	73,500 00	73,500 00	73,500 00	...
30,00,000 00	...	90,000 00	90,000 00	90,000 00	...
30,00,000 00	...	90,000 00	90,000 00	90,000 00	...
64,00,000 00	...	1,92,000 00	1,92,000 00	1,92,000 00	...
48,00,000 00	...	1,68,000 00	1,68,000 00	1,68,000 00	...
25,00,000 00	...	87,500 00	87,500 00	87,500 00	...
20,00,000 00	...	70,000 00	70,000 00	70,000 00	...
22,00,000 00	...	77,000 00	77,000 00	77,000 00	...
25,00,000 00	...	87,500 00	87,500 00	87,500 00	...
54,00,000 00	...	1,62,000 00	1,62,000 00	1,62,000 00	...
75,00,000 00	4,200 04	2,43,750 00	2,47,950 04	2,45,374 84	2,575 13 *0 07
61,00,000 00	...	1,83,000 00	1,83,000 00	1,83,000 00	...
88,14,500 00	44,082 68	2,86,472 00	3,30,554 68	2,86,217 58	33,829 83 * 10,507 27
2,00,00,000 00	33,260 42	6,50,000 00	6,83,260 42	6,61,531 27	18,349 53 * 3,379 62
1000,000 00	...	32,500 00	32,500 00	32,500 00	...
80,00,000 00	...	2,60,000 00	2,60,000 00	2,60,000 00	...
1,75,34,000 00	20,342 45	6,57,525 00	6,77,867 45	6,58,163 98	18,132 28 * 1,571 19
33,00,000 00	...	1,23,750 00	1,23,750 00	1,23,749 98	*0 02
60,00,000 00	...	2,25,000 00	2,25,000 00	2,25,000 00	...
2,44,14,500 00	1,01,299 00	9,76,580 00	10,77,879 00	9,88,211 00	79,618 00 * 10,050 00
69,00,000 00	...	2,76,000 00	2,76,000 00	2,76,000 00	...
35,00,000 00	2,758 00	1,40,000 00	1,42,758 00	1,39,784 00	2,737 00 * 237 00
1,10,00,000 00	1,19,768 00	4,40,000 00	5,59,768 00	4,82,216 00	60,130 00 * 17,422 00
85,00,000 00	...	3,40,000 00	3,40,000 00	3,40,000 00	...
50,00,000 00	...	2,00,000 00	2,00,000 00	2,00,000 00	...
1,92,49,000 00	1,33,117 94	7,69,960 00	9,03,077 94	8,09,265 50	81,921 00 *11,891 44
70,00,000 00	...	2,80,000 00	2,80,000 00	2,80,000 00	46,288 00 * 320 00
1,80,00,000 00	52,767 40	7,20,000 00	7,72,767 40	7,26,159 40	...
30,00,000 00	...	1,20,000 00	1,20,000 00	1,20,000 00	...
1,15,50,000 00	2,38,152 12	4,62,000 00	7,00,152 12	4,61,240 00	2,38,912 12
1,30,00,000 00	...	5,20,000 00	5,20,000 00	5,20,000 00	...
1,14,10,500 00	3,423 93	4,84,947 00	4,88,370 93	§§4,85,030 46	3,304 62 * 35 85
1,00,00,000 00	...	4,25,000 00	4,25,000 00	4,25,000 00	...
2,50,00,000 00	22,321 08	10,62,500 00	10,84,821 08	10,69,451 36	133,63 74 * 2,005 98
1,00,00,000 00	...	4,25,000 00	4,25,000 00	4,25,000 00	...
3,30,00,000 00	3,12,132 40	13,20,000 00	16,32,132 40	15,08,195 40	1,23,937 00
...	...	...	...	...	...
1,37,50,000 00	...	6,37,500 00	6,37,500 00	5,84,268 73	106 27 * 53,125 00
1,70,00,000 00	...	7,22,500 00	7,22,500 00	5,09,763 89	*2,12,236 11
55,00,000 00	...	† 10,62,500 00	10,62,500 00	...	*10,62,500 00
2,25,00,000 00	...				
39,58,97,500 00	§11,60,335 10	1,53,07,884 00	1,64,68,219 10	1,42,90,370 39	7,88 998 27 *13,88,850 44
...	...	2,548 33	2,548 33	2,548 33	...
**46,261 57	...	4,073 75	4,073 75	4,073 75	...
8,658 78	...	763 18	763 18	763 18	...
40,240 17	...	2,658 11	2,658 11	2,658 11	...
54,539 03	...	3,209 77	3,209 77	3,209 77	...
**48,146 71	...	2,519 07	2,519 07	2,519 07	...
32,723 57	...	1,925 87	1,925 87	1,925 87	...
80,244 25	...	4,198 43	4,198 43	4,198 43	...
77,473 34	...	3,800 47	3,800 47	3,800 47	...
3,88,287 42	...	25,696 98	25,696 98	25,696 98	...
46,99,18,594 95	11,60,335 10	1,86,22,423 73	1,97,82,758 83	1,76,04,910 12	7,88,998 27 * 13,88,850 44

* To be treated as Savings.

† The provision of interest was made for the half year on the basis of Rs. 5 Crores Loan.

** Balance are transfered to Land Reclamation and Acquisition Fund on 31-3-1958 as per S. C. R. No. 2542 of 30-1-1957 and C. R. No. 2163 of 7-2-1957.

§ This is inclusive of Statements A, B, & C.

Appendix

No.	Particulars of Loans.	Rate of Interest.	Balance due on 1st April 1961.	Amount raised in 1961-62.	Total.	Amount repaid in 1961-62.
1	2	3	4	5	6	7
			Rs. nP.	Rs. nP.	Rs. nP.	Rs. nP.
	Total brought forward ...		44,73,09,011 05	2,80,00,000 00	47,53,09,601 05	53,90,416 10
	Advances from different Funds for purchase of Plant and Machinery					
10	Advance of Rs. 1,08,567-31 taken from Net Premia fund in 1946-47 ...	3 per cent.	19,378 08		19,378 08	7,891 66
11	Advance of Rs. 93,034-84 taken from Net Premia fund in 1948-49. ...	3 per cent.	8,479 24		8,479 24	8,479 24
12	Advance of Rs. 1,23,619-16 taken from Net Premia fund in 1949-50 ...	3 per cent.	22,239 95		22,239 95	10,956 80
13	Advance of Rs. 53,323-69 taken from Fire & Accident Insurance fund in 1949-50 ...	3 per cent.	16,600 17		16,600 17	3,969 00
14	Advance of Rs. 52,538-25 from, Net Premia Fund in 1956-57 ...	4 per cent.	11,345 55		11,345 55	11,345 55
15	Advance of Rs. 1,37,489-44 from Municipal Fire and Accident Insurance Fund in 1956-57 ...	4 per cent.	29,695 41		29,695 41	29,695 41
16	Advance of Rs 6,809-25 from K.E. M. Hospital and G S. M. College Equipment Fund in 1956-57 ...	4 per cent	1,468 78		1,468 78	1,468 78
17	Advance of Rs. 1,82,225.81 from Hospital Fund in 1956-57 ...	4 per cent. ...	39,357 90		39,357 90	39,357 90
18	Advance of Rs. 19,059.86 from Slum Service Fund in 1956-57 ...	4 per cent. ...	4,113 97		4,113 97	4,113 97
19	Advance of Rs. 581.50 from Garden Fund in 1956-57 ...	4 per cent. ...	123 99		123 99	123 99
20	Advance of Rs. 15,141.25 from Depreciation Fund for replacement of Plant and Machinery purchase out of Loan Funds in 1956-57 ...	4 per cent. ...	3,266 66		3,266 66	3,266 66
21	Advance of Rs. 43,008.11 from Precast Concrete Slabs Pavement Renewal Fund in 1956-57 ...	4 per cent. ...	9,288 32		9,288 32	9,288 32
22	Advance of Rs. 3,20,010.06 from Plant and Machinery Depreciation Fund in 1956-57...	4 per cent. ...	69,117 93		69,117 93	69,117 93
23	Advance of Rs. 80,213.89 from G. S. M. Colleges and K. E. M. Hospital Research Fund in 1956-57 ...	4 per cent. ...	17,326 13		17,326 13	17,326 13
24	Advance of Rs. 22,081.81 from Renewal of Road Surfaces Fund in 1956-57 ...	4 per cent. ...	4,770 12		4,770 12	4,770 12
	Total Carried over ...		2,56,572 20		2,56,572 20	2,21,171 46
	Total Carried over ...		44,73,09,011 05	2,80,00,000 00	47,53,09,011 05	53,90,416 10

No. 11—(*Contd.*)

Balance due on 31st March 1962.	Interest outstanding on 1st April 1961.	Interest payable in 1961-62.	Total Interest due	Deduct—Interest paid by the State Bank of India and in Office	Outstanding Balance on 31st March 1962.
8	9	10	11	12	13
Rs. nP.	Rs. nP.	Rs. nP.	Rs. nP.	Rs. nP.	Rs nP.
46,99,18,594 95	11,60,335 10	1,86,22,423 73	1,97,82,758 83	1,76,04,910 12	7,88,998 27 *13,88,850 45
11,486 42	...	581 34	581 34	581 34	...
...	...	254 38	254 38	254 38	...
11,283 15	...	667 20	667 20	667 20	...
12,631 17	...	498 00	498 00	498 00	...
...	...	453 82	453 82	453 82	...
...	...	1,187 82	1,187 82	1,187 82	...
...	...	58 75	58 75	58 75	...
...	...	1,574 31	1,574 31	1,574 31	...
...	...	164 56	164 56	164 56	...
...	...	4 98	4 98	4 98	...
...	...	130 66	130 66	130 66	...
...	...	371 53	371 53	371 53	...
...	...	2,764 72	2,764 72	2,764 72	...
...	...	693 05	693 05	693 05	...
...	...	190 80	190 80	190 80	...
35,400 74	...	9,595 94	9,595 94	9,595 94	...
46,99,18,594 95	11,60,335 10	1,86,22,423 73	1,97,82,758 83	1,76,04,810 12	7,88,998 27 *13,88,850 44

Appendix

No.	Particulars of Loans	Rate of Ierest.	Balance due on 1st Ap 1961.	Amountraisedin 1961-62.	Tota.	Amount re-paid in 1961-62.
1	2	3	4	5	6	7
			Rs. nP.	Rs. nP.	Rs. nP.	Rs. nP.
	Total—Brought forward		44,73,09,011 05	2,80,00,000 00	47,53,09,011 05	53,90,416 10
	Advances Brought forward		2,56,572 20		2,56,572 20	2,21,171 46
25	Advance of Rs 1,91,139.05 from Net Premia Fund in 1957-58	4¼ per cent.	81,257 87		81,257 87	39,783 54
26	Advance of Rs. 45,237-65 from Municipal Fire and Accident Insurance Fund in 1957-58	4¼ per cent.	19,231 86		19,231 86	9,415 64
27	Advance of Rs. 2,16,430-01 from Hospital Fund in 1957-58.	4¼ per cent.	92,009 66		92,009 66	45,047 59
28	Advance of Rs. 13,125-19 from Slum Service Fund in 1957-58.	4¼ per cent.	5,579 86		5,579 86	2,731 86
29	Advance of Rs. 1,830-46 from Garden Fund in 1957-58.	4¼ per cent.	778 37		778 37	380 92
30	Advance of Rs 18,302-81 from Depreciation Fund for replacement of Plant and Machinery purchased out of Loan Funds in 1957-58.	4¼ per cent.	7,781 68		7,781 68	3,809 28
31	Advance of Rs. 7,16,592-29 from Plant and Machinery Depreciation Fund in 1957-58.	4¼ per cent.	3,04,641 56		3,04,641 56	1,49,150 73
32	Advance of Rs. 53,706.121 taken from Precast Concrete slabs Pavement Renewal Fund.	4¼ per cent.	22,830 85		22,830 85	11,178 69
33	Advance of Rs. 93000-00 from G. S. M. College and K. E. M. Hospital Research Fund in 1956-57.	4¼ per cent.	39,537 37		39,537 37	19,356 66
34	Advance of Rs. 13,000-00 from G. S. M. College and K. E. M. Hospital Equipment Fund in 1957-58.	4¼ per cent.	5,525 65		5,525 65	2,706 16
35	Advance of Rs 12,917-70 from Renewal of Road Surfaces Fund in 1957-58.	4¼ per cent.	5,491 86		5,491 86	2,688 60
36	Advance of Rs 9,21,505.80 from Net Premia Fund in 1958-59.	4¼ per cent.	5,75,737 09		5,75,737 09	1,83,982 17
37	Advance of Rs. 1,56,200-75 from Municipal Fire and Accident Insurance Fund in 1958-59	4¼ per cent.	97,590 25		97,590 25	31,186 41
38	Advance of Rs. 2,18,656-31 from Hospital Fund in 1958-59.	4¼ per cent.	1,36,610 91		1,36,610 91	43,656 04
39	Advance ofRs. 56,324-50 from Plant and Machinery Depreciation Fund in 1958-59.	4¼ per cent.	35,190 32		35,190 32	11,245 41
40	Advance of Rs. 1,53,627-78 from Land Reclamation and Acquisition Fund in 1958-59.	4¼ per cent.	96,011 15		96,011 15	30,681 53
41	Advance of Rs. 64,833-23 from Net Premia Fund in 1959-60.	4 per cent.	52,862 56		52,862 56	12,449 50
42	Advance of Rs. 1,84,680-91 from Municipal Fire Accident Insurance Fund in 1959-60.	4 per cent.	1,50,583 15		1,50,583 15	35,461 67
43	Advance of Rs. 96,260-13 from Hospital Fund in 1959-60.	4 per cent.	78,487 54		78,487 54	18,483 50
44	Advance of Rs. 1,49,761-75 from Plant and Machinery Depreciation Fund in 1959-60	4 per cent.	1,22,111 22		1,22,111 22	28,756 55
45	Advance of Rs 61,753-48 from Land Reclamation and Acquisition Fund in 1959-60.	4 per cent.	50,351 62		50,351 62	11,857 94
46	Advance of Rs. 1,91,995,56 from Net Premia Fund in 1960-61 ...	4¼ per cent.	1,91,995 56		1,91,995 56	35,271 19
47	Advance of Rs. 2,82,553.64 from Municipal Fire and Accident Insurance Fund in 1960-61 ...	4¼ per cent.	2,82,553 64		2,82,553 64	51,907 47
48	Advance ofRs. 1,88,369,53from Pant and Machinery Depreciaton Fund in 1960-61 ...	4¼ per cent.	1,88,369 53		1,88,369 53	34,505 29
49	Advance of Rs. 2,55,767.08 from Hospital Fund in 1960-61 ...	4¼ per cent.	2,55,767 08		2,55,767 08	46,986 90
50	Advance of Rs 3,84,270.69 from Land (Reclamation and Acquisition), Fund in 1960-61 ...	4¼ per cent.	3,84,270 69		3,84,270 69	70,593 50
			35,39,731 10		35,39,731 10	11,54,546 20
	Total ...		44,73,09,011 05	2,80,00,000 00	47,53,09,011 05	53,90,416 10

No. 11—(*Contd.*)

Balance due on 31st March 1962.	Interest outstanding on 1st April 1961	Interest payable in 1961-62.	Total Interest due.	Deduca'-Interest paid by the State Bank of India and in Office.	Outstanding Balance on 31st March 1962.
8	9	10	11	12	13
Rs. nP.	Rs. nP.	Rs. nP.	Rs. nP.	Rs. mP.	Rs nP.
46,99,18,594 95	11,60,335 10	1,86,22,423 73	1,97,82,578 83	1,76,04,810 12	7,88,998 27
35,400 74		95,595 94	9,595 94	9,595 94	* 13,88,850 44
41,474 33	...	3,453 46	3,453 46	3,453 46	...
9,816 22	...	817 36	817 36	817 36	...
46,962 07	...	3,910 41	3,910 41	3,910 41	...
** 2,848 00	...	237 14	237 14	237 14	...
** 397 45	...	33 08	33 08	33 08	...
** 3,972 40	...	330 72	330 72	330 72	...
1,55,490 83	...	12,947 27	12,947 27	12,947 27	...
** 11,652 16	...	970 31	970 31	970 31	...
20,180 71	...	1,680 34	1,680 34	1,680 34	...
2,819 49	...	234 84	234 84	234 84	...
2,803 26	...	233 40	233 40	233 40	...
3,91,754 92	...	24,468 83	24,468 83	24,468 83	...
66,403 84	...	4,147 59	4,147 59	4,147 59	...
92,954 87	...	5,805 96	5,805 96	5,805 96	...
23,944 91	...	1,495 59	1,495 59	1,495 59	...
65,329 62	...	4,080 47	4,080 47	4,080 47	...
40,413 06	...	2,114 50	2,114 50	2,114 50	...
1,15,121 48	...	6,023 33	6,023 33	6,023 33	...
60,004 04	...	3,139 50	3,139 50	3,139 50	...
93,354 67	...	4,884 45	4,884 45	4,884 45	...
38,493 68	...	2,014 06	2,014 06	2,014 06	...
1,56,724 37	...	8,159 81	8,159 81	8,159 81	...
2,30,646 17	...	12,008 53	12,008 53	12,008 53	...
1,53,764 24	...	8,005 71	8,005 71	8,005 71	...
2,08,780 18	...	10,870 10	10,870 10	10,870 10	...
3,13,677 19	...	16,331 50	16,331 50	16,331 50	...
23,85,184 90	...	1,47,994 16	1,47,994 16	1,47,994 16	
46,99,18,594 95	11,60,335 10	1,86,22,423 73	1,97,82,578 83	1,76,04,810 12	7,88,998 27 * 13,88,850 44

* To be treated as savings.

** Balance are transferred to Land Reclamation and Acquisition Fund on 31-3-58 under as per S.C.R.No.25 42 of 30-1-57 and C.R. No. 1623 of 7-2-57.

Appendix

No.	Particulars of Loans	Rate of Interest	Balance due on 1st April 1961	Amount raised in 1961-62	Total	Amount repaid in 1961-62
1	2	3	4	5	6	7
		Rs. nP.	Rs. nP.	Rs. nP.	Rs. nP.	Rs. nP.
	Total brought forward ...		44,73,09,011 05	2,80,00,000 00	47,53,09,011 05	53,90,416 10
	Advances brought forward ...		35,39,731 10	35,39,731 10	...	11,54,546 20
51	Advance of Rs. 90,311.06 from Net Premia Fund in 1961-62 ...	4¼ per cent.	...	90,311 06	90,311 06	...
52	Advance of Rs. 1,39,66.140 from Municipal Fire and Accident Insurance Fund in 1961-62 ...	4¼ per cent.	...	1,39,661 40	1,39,661 40	...
53	Advance of Rs. 3,01,418.45 from Plant and Machinery Depreciation Fund in 1961-62 ...	4¼ per cent.	...	3,00,418 45	3,00,418 45	...
54	Advance of Rs. 1,94,818.99 from Hospital Fund in 1961-62 ...	4¼ per cent.	...	1,94,818 99	1,94,818 99	...
55	Advance of Rs. 6,52,291.72 from Land Reclamation and Acquisition Fund in 1961-62 ...	4¼ per cent.	...	6,52,291 72	6,52,291 72	...
			35,39,731 10	13,77,501 62	49,17,232 72	11,54,546 20
	Advances from Net Premia Fund for meeting expenditure on Renewal of Road Surface for which no provision exists in the Renewal of Road Surfaces Fund—					
56	Advance of Rs.41,427-37 taken in 1946-47	3 per cent.	24,594 26		24,594 26	1,490 17
57	Advance of Rs.2,10,967-50 taken in 1947-48	3 per cent.	33,815 22		33,815 22	16,657 54
58	Advance of Rs. 6962-19 taken in 1948-49	3 per cent.	1,638 35		1,638 35	534 85
59	Advance of Rs. 69-25 taken in 1949-50	3 per cent.	18 86		18 86	5 43
60	Advance of Rs. 5,83,395-81 taken in 1950-51	3½ per cent.	2,26,244 20		2,26,244 20	42,405 06
61	Advances of Rs. 2,04,259-50 taken in 1951-52.	3¾ per cent.	95,400 11		95,400 11	14,474 50
62	Advance of Rs. 1,24,962-19 taken in 1952-53.	4 per cent.	67,451 61		67,451 61	8,541 94
63	Advance of Rs. 1,74,169-50 taken in 1953-54.	4 per cent	1,05,468 47		1,05,468 47	11,446 26
64	Advance of Rs. 1,23,479-73 taken in 1954-55	4 per cent.	82,575 41		82,575 41	7,802 98
	Total ...		6,37,206 49		6,37,206 49	1,03,358 73
	Advances from Net Premia Fund for the purchase of Indian Military Hospital at Dharavi					
65	Advance of Rs. 1028-69 taken in 1951-52	3¾ per cent.	112 89		112 89	112 89
	Total ...		112 89		112 89	112 89
	Total Advances from Special Funds ...		41,77,050 48	13,77,501 62	55,54,552 10	12,58,017 82
	Grand Total ...		45,14,86,061 53	2,93,77,501 62	48,08,63,563 15	66,48,433 92

No. 11—(*Concld.*)

Balance due on 31st March 1962	Interest outstanding on 1st April 1961	Interest payable in 1961-62	Total Interest due	Deduct-Interest paid by the State Bank of India and in Office	Outstanding Balance on 31st March 1962
8	9	10	11	12	13
Rs. nP.	Rs. nP.	Rs. nP.	Rs. nP.	Rs. nP.	Rs. nP.
46,99,18,594 95	11,60,335 10	1,86,22,423 73	1,97,82,758 83	1,76,04,910 12	7,88,998 27 *13,88,850 44
23,85,184 90	...	1,47,994 16	1,47,994 16	1,47,994 16	...
90,311 06	...	...	...	...	...
1,39,661 40	...	...	...	...	...
3,00,418 45	...	...	...	...	...
1,94,818 99	...	...	...	...	...
6,52,291 72	...	...	...	...	...
37,62,686 52	...	1,47,994 16	1,47,994 16	1,47,994 16	...
23,104 09	...	736 83	736 83	736 83	...
17,157 68		1,014 46	1,014 46	1,014 46	
1,103 50	...	49 15	49 15	49 15	
13 43		0 57	0 57	0 57	
1,83,839 14		7,352 94	7,352 94	7,352 94	...
80,925 61	...	3,577 50	3,577 50	3,577 50	...
58,909 67	...	2,698 06	2,698 06	2,698 06	...
94,022 21	...	4,218 74	4,218 74	4,218 74	
74,772 43	...	3,303 02	3,303 02	3,303 02	...
5,33,847 76	...	22,951 27	22,951 27	22,951 27	...
...		4 23	4 23	4 23	...
...	...	4 23	4 23	4 23	...
42,96,534 28	...	1,70,949 66	1,70,949 66	1,70,949 66	...
**47,42,15,129 23	11,60,335 10	1,87,93,373 39	1,99,53,708 49	1,77,75,859 78	7,88,998 27 *13,88,850 44
...	...	...	...	...	

* To be treated as savings.

** Difference of 0.02 nP. is on account of conversion of old coins into naye Paise.

Appendix No. 12

WATER WORKS ACCOUNT

Revenue Account for the year ended 31st March 1962

INCOME.	Rs.	EXPENDITURE.	Rs.
Water Tax and other Miscellaneous Water Works Revenue—*Vide* details in (Appendix —No. 3) ... This includes Rs. 2,79,49,254 being the amount of Water Tax by measurement, realised during 1961-62 as shown in the following statement :—	3,81,85,731	Maintenance (*vide* appendix No. 4)	65,40,763
		Proportionate share of General Superintendence ($\frac{1}{3}$th Proportion of) ...	6,05,783
		Assessment and Collection Charges (3/10th Proportion of)	6,39,426
		Provident Fund and Pension, etc., charges	3,78,414
		Income Tax on Income derived by the Municipality for supply of water to areas outside Municipal Jurisdiction ...	Cr. 2,562
		Provision for equalisation of Debt charges. ...	...
		Total, Expenditure ...	81,61,824
		Surplus Carried down ...	3,00,23,907
Total Rs. ...	3,81,85,731	Total Rs. ...	3,81,85,731

Appendix No. 12

WATER WORKS ACCOUNT

Net Revenue Account for the year ended 31st March 1962

INCOME	Rs.	EXPENDITURE	Rs.
Surplus brought down ...	3,00,23,907	Interest on Water Works Loans (Debt)	
		Due to Government—	
		Rs. 100 Lakhs Loan from Government for V.C.T. Scheme on 17-11-1953 ...	3,46,480
		Rs. 100 Lakhs Loan from Government for V.C.T. Scheme on 4-3-1954 ...	3,46,480
		Rs. 100 Lacs Loan from Government for V.C.T. Scheme on 29-6-1954 ...	3,59,146
		Rs. 100 Lacs Loan from Government for V.C.T. Scheme on 19-10-1954 ...	3,59,146
		Rs. 100 Lacs Loan from Government for V.C.T. Scheme on 7-6-1955 ...	3,71,294
		Rs. 100 Lacs Loan from Government for V.C.T. Scheme on 30-12-1955 ...	3,71,294
		Rs. 50 Lacs from Government for V.C.T. Scheme on 27-3-1956 ...	1,85,647
		Rs. 100 Lacs Loan from Government for V.C.T. Scheme on 27-11-1956 ...	3,49,356
		Rs. 100 Lacs Loan from Government for V.C.T. Scheme on 27-11-1957 ...	4,00,000
		Rs. 50 Lacs Loan from Government from V.C.T. Scheme on 17-3-1958 ...	2,00,000
			32,88,843
		Due to the Public—	
		Rs. 70 Lakhs for Reduplication of the Tansa Main & other Auxiliary Works	76,402
		Rs. 160 Lakhs for Improvement of water supply in Bombay ...	150
		Rs. 37 Lakhs Loan	9
		Rs. 9 Lakhs Loan	6,285
		Rs. 24½ Lakhs Loan (1936-37)	16,258
		Rs. 30 Lakhs Loan (1937-38)	26,045
		Rs. 30 Lakhs Loan (1938-39-)	27,819
		Rs. 64 Lakhs Loan (1939-49)	22,408
		Rs. 48 Lakhs Loan (1940-40)	24,189
		Rs. 25 Lakhs Loan (1941-41)	41,495
		Rs. 20 Lakhs Loan (1943-42)	22,805
		Rs. 22 Lakhs Loan (1944-45)	39,919
		Rs. 25 Lakhs Loan (1945-46)	56,790
		Rs. 54 Lakhs Loan (1946-47)	1,12,703
		Rs. 61 Lakhs Loan (1948-49)	63,468
		Rs. 80 Lakhs Loan (1950-51)	77,735
		Rs. 10 Lakhs Loan (1 50-51)	11,446
		Rs. 75 Lakhs Loan (147-48)	73,813
		Rs. 1.25 Crores Loan (1949-50)	2,86,218
		Rs. 2 Crores Loan (1059-51)	5,89,262
		Rs. 1,75,34,000 Loan (1951-52)	6,58,163
		Rs. 33 Lakhs Loan (1951-52)	1,23,750
		Rs. 60 Lakhs Loan (1951-52)	79,488
		Rs. 2,44,14,500 Loan (1952-53)	9,29,927
		Rs. 69 Lakhs Loan (1952-53)	1,08,410
		Rs. 35 Lakhs Loan (1952-53)	1,01,493
		Rs. 110 Lakhs Loan (1953-54)	4,82,216
		Rs. 85 Lakhs Loan (1953-54)	1,00,958
		Rs. 50 Lakhs Loan (1953-54)	1,89,456
		Rs. 1,92,49,000 Loan (1954-55)	6,75,852
		Rs. 180 Lakhs Loan (1955-56)	5,11,384
		Rs. 30 Lakhs Loan (1955-56)	71,588
		Rs. 1'15,50,000 Lakhs Loan 1956-57	3,86,148
		Rs. 130 Lacs Loan 1956-57	1,78,939
		Rs. 1,14,10,500 Loan 1957-58	2,55,337
		Rs. 100 Lacs Loan 1957-58	2,64,808
		Rs. 100 Lakhs Loan 1958-59	171,516
		Rs. 250 Lakhs Loan 1958-59	3,86,350
		Rs. 330 Lakhs Loan 1959-60	7,11,904
		Rs. 40 Lacs Loan	1,70,412
		Rs. 1,37,50,000 Loan 1960-61	1,55,178
			82,88,508
		Advances from Special Funds—	
		Rs. 8½ Advance fro m Plant and Machinery Depreciation Fund	26
		Rs. 3 Lakhs Advance from Renewal of Road Surfaces Fund	261
		Rs. 3,69 Lakhs Advance from Net Premia Fund	365
		Rs. 1,08,567-31 Do. do.	494
		Rs. 93,034-84 Do. do;	175
		Rs. 1,23,619-16 Do. do.	667
		Rs. 52,538-25 Do. do.	454
		Rs. 1,37,489.44 Advance from Municpal Fire and Accident Insurance Fund.	1,132
		Rs. 3,20,010.06 Advance from Plant and Machinery Depreciation Fund ...	2,764
		Rs. 15,141.25 Advance from Lan (R. & A.) Fund...	57
		Rs. 1,91,139.05 Advance from Net Premia Fund	1,781
		Rs. 45,237.65 Advance from Municipal Fire and Accident Insurance Fund ...	318
		Rs. 7,16,592.29 Advance from Plant and Machinery Depreciation Fund ...	4,133
		Rs. 53,706.12 Advance from Land (R. & A.) Fund	79
		Rs. 13,125.19 Advance from Land (R. & A.) Fund	237
		Rs. 18,302.81 Advance from Land (R. & A.) Fund	47
		Rs. 9,21,505-80 Advance from Net Premi Fund	7,021
		Rs. 56,324.59 Advance from Plant and Machinery Depreciation Fund ...	22
		Rs. 1,53,672.78 Advance from Land (Reclamation and Acquition) Fund ...	564
		Rs. 64,833.23 Advance from Net Premia Fund	2,479
		Rs. 1,84,680.91 Advance from Municipal Fire and Accioent Insurance Fund.	2,295
		Rs. 1,91,995.56 Advance from Net Premia Fund	1,267
		Rs. 2,82,553.64 Advance from Municipal Fire and Accident Insurance Fund.	3,736
		Rs. 1,88,369.53 Advance from Plant an d Machinery Depreciation Fund ...	1,170
		Rs. 3,84,270.69 Advance from Land (Reclamation and Acquisition) Fund ...	1,074
			32,618
			1,16,03,969
		Deduct Cr. Vr. No. 8280 of 22-6-61	12,000
			1,15 97 969
		Interest Accrued but not paid:	
		Accrued Interest on Rs. 1,37,50,000 1960-61	64,389
		do. Rs. 170 Lakhs Loan 1960-61	1,00,805
			1,65,194
Carried forward ...	3,00,23,907	Carried forward Total	1,17,63,163

Appendix No. 12—*Concluded*

INCOME—*concld.*	Rs.	EXPENDITURE—*Concld*	Rs.
Surplus—Brought forward ...	3,00,23,907	Brought forward ...	1,17,63,163
		Commission to the State Bank of India for payment of Interest on the Water Works portion of the different Loans	31,282
		Miscellaneous Loan Charges including Commissions paid to the State Bank of India for drawing interest on Sinking Fund Investments	2,557
		Discount and other chargees	1,26,809
			1,60,649
		Reduction of debt or Investment of Sinking Fund of the following Water Works Loans—	
		Rs. 100 Lakhs Loan from Government for financing V.C.T. Schemes, on 17-11-1953 ...	3,10,665
		Rs. 100 Lakhs Loan Do. do. 4-3-1954 ...	3,10,665
		Rs. 100 Lakhs Loan Do. do. 29-6-1954 ...	2,98,000
		Rs. 100 Lakhs Loan Do. do. 19-10-1954 ...	2,98,000
		Rs. 100 Lakhs Loan Do. do. 7-6-1955 ...	2,85,851
		Rs. 100 Lakhs Loan Do. do. 30-12-1955 ...	2,85,851
		Rs. 50 Lakhs Loan Do. do. 27-3-1956 ...	1,42,926
		Rs. 100 Lakhs Loan Do. do. 27-11-1956 ...	8,83,553
		Rs. 100 Lakhs Loan Do. do. 27-11-1957 ...	8,32,910
		Rs. 50 Lakhs Loan Do. do. 17-3-1958 ...	4,16,455
		Rs. 70 Lakhs Loan for Reduplication of the Tansa Main and other Auxiliary Works	12,531
		Rs. 24½ Lakhs Loan (1936-37)	11,392
		Rs. 9 Lkahs Loan	2,954
		Rs. 30 Lakhs Loan (1937-38)	18,248
		Rs. 30 Lakhs Loan (1938-39)	19,492
		Rs. 64 Lakh Loan (1939-40)	15,702
		Rs. 48 Lakhs Loan (1940-41)	14,526
		Rs. 25 Lakhs Loan (1941-42)	24,919
		Rs. 20 Lakhs Loan (1943-44)	13,695
		Rs. 22 Lakhs Loan (1944-45)	23,975
		Rs. 25 Lakhs Loan (1945-46)	34,109
		Rs. 54 Lakhs Loan (1946-47)	78,965
		Rs. 75 Lakhs Loan (1947-48)	47,423
		Rs. 61 Lakhs Loan (1948-49)	44,469
		Rs. 88,14,500 out of 1.25 Crores (1949-50)	1,85,275
		Rs. 2 Crores Loan (1950-51)	9,57,854
		Rs. 80 Lakhs Loan (1950-51)	50,724
		Rs. 10 Lakhs Loan (1950-51)	18,936
		Rs. 1,75,34,000 Loan (1951-52)	9,42,751
		Rs. 33 Lakhs Loan (1951-52)	1,77,432
		Rs. 60 Lakhs Loan (1951-52)	1,13,969
		Rs. 2,44,14,500 Loan (1953-54)	15,51,063
		Rs. 69 Lakhs Loan (1952-53)	1,37,887
		Rs. 35 Lakhs Loan (1952-53)	1,71,569
		Rs. 110 Lakhs Loan (1953-54)	29,26,391
		Rs. 85 Lakhs Loan (1953-54)	86,981
		Rs. 50 Lakhs Loan (1953-54)	1,63,227
		Rs. 1,92,49,000 Loan (1954-55)	56,45,928
		Rs. 180 Lakhs Loan (1955-56)	4,48,244
		Rs. 30 Lakhs Loan (1955-56)	63,286
		Rs. 1,15,50,000 Loan (1956-57)	3,41,928
		Rs. 130 Lakhs Loan 1956-57	1,11,085
		Rs. 114,10,500 Loan (1957-58)	2,12,273
		Rs. 100 Lakhs Loan (1957-58)	1,54,721
		Rs. 100 Lakhs Loan (1958-59)	1,00,213
		Rs. 250 Lakhs Loan (1958-59)	3,19,364
		Rs. 330 Lakhs Loan (1959-60)	5,50,812
		Rs. 1,37,50,000 Loan (1960-61)	1,41,713
		Rs. 170 Lakhs Loan (1960-61)	1,28,504
		Rs. 8½ Lakhs Advance from Plant and Machinery Depreciation Fund ...	520
		Rs. 3 Lakhs Advance from Land (R. & A.) Fund	1,531
		Rs. 3.69 Lakhs Advance from Net Premia Fund	1,680
		Rs. 1,08,567.31 Advances from Net Premia Fund	6,702
		Rs. 93,034.84 Advances from Net Premia Fund	5,828
		Rs. 1,23,619.16 Advances from Net Premia Fund	10,951
		Rs. 52,538.25 Advance from Net Premia Fund	11,345
		Rs 1.37 489.44 Advance from Municipal Fire and Accident Insurance Fund.	28,299
		Rs. 3,20,010.06 Advance from Plant and Machinery Depreciation Fund ...	69,111
		Rs. 15,111.25 Advance from Land (R. & A.) Fund	1,425
		Rs. 1,91,139.05 Advance from Net Premia Fund	20,518
		Rs. 45,237.65 Advance from Municipal Fire and Accident Insurance Fund ...	3,663
		Rs. 7,16,592.29 Advance from Plant and Machinery Depreciation Fund ...	47,613
		Rs. 53,706.12 Advance from Land (R. & A.) Fund	913
		Rs 13,125.19 Advance from Land (R. & A.) Fund	2,732
		Rs. 18,302.81 Advance from Land (R. & A.) Fund	538
		Rs. 9,21,505 80 Advance from Net Premia Fund	52,790
		Rs. 56,324.50 Advance from Plant and Machinery Depreciation Fund ...	161
		Rs. 1,53,672.78 Advance from Land (Reclamation and Acquisition Fund) ...	4,246
		Rs. 64,833.23 Advance from Net Premia Fund	14,596
		Rs. 1,84,680.91 Advance from Municipal Fire and Accident Inurance Fund.	13,515
		Rs. 1,91,995.56 Advance from Net Premia Fund	5,476
		Rs. 2,82,55,306.64 Advance from Municipal Fire and Accident Insurance Fund.	16,148
		Rs. 1,88,369.53 Advance from Plant and Machinery Depreciation Fund ...	5,056
		Rs. 3,84,270.69 Advance from Land (Reclamation and Acquisitio)n Fund ...	4,645
			2,04,59,570
		Deduct	13,000
		Vr. No. 5280 of 22-6-61 ...	2,04,46,057
		Total Debt Charges ...	3,23,69,868
		Deficit ...	23,45,961
Total Rs. ...	3,00,23,907	Total Rs. ...	3,00,23,907

(Supplementary to Appendix 12)

Statement showing the quantity of water by meter supplied under different Sub-heads and the Water Tax by measurement realized at different rates for the uniform quantity of 1,000 gallons, as required by Corporation Resolution No. 6570 of 15th February 1912.

PARTICULARS.	1957-58.		1958-59.		1959-60.		1960-61.		1961-62.	
	Gallons.	Amount.	Gallons.	Amount.	Gallons.	Amount.	Gallons.	Amount.	Litres.	Amount.
1 Hotels ...	22,31,91,042	Rs. nP. Re. 1 25 3 17,751 84 Re. 1 50	11,72,58,734	Rs. nP. Re. 1 25 1,90,197 27 Re. 1 50	4,11,29,451	Rs. nP. Re. 1 75 71,976 54 Re. 1 50	1,12,31,54,000	Rs. nP. Re. 3 80 4,26,798 51 Re. 3 30	1,38,97,84,316	Rs. nP. Re. 3 80 5,28,118 04 Re. 2 70
2 Cotton Factories ...	4,38,77,22,987	64,99,994 61 Re. 1 15	3,56,01,78,769	52,83,075 18 Re. 1 15	3,99,63,25,373	59,94,488 66 Re. 1 25	16,17,43,78,500	53,37,544 90 Re. 2 70	26,83,99,07,909	88,57,169 61 Re. 2 70
3 Flour Mills ...	36,71,352	4,383 98 Re. 1 25	1,20,49,012	15,161 26 Re. 1 25	20,75,02,160	2,59,377 70 Re. 1 50	12,53,30,100	1,33,054 12 Re. 3 30	14,79,51,815	39,946 99 Re. 3 30
4 Other Factories ...	1,06,36,55,538	13,33,514 44 Re. 1 15	1,50,86,33,711	18,87,444 14 Re. 1 15	1,76,44,29,493	26,45,508 25 Re. 1 25	6,78,20,93,400	22,38,418 3 0 Re. 2 70	10,31,53,97,788	34,04,081 26 Re. 2 70
5 Milch Cattle Stables ...	2,13,23,070	23,655 67 Re. 0 75	4,11,664	11,660 44 Re. 0 75	49,71,088	6,213 86 Re. 00 75	3,64,37,900	9,838 23 Re. 1 65	2,71,53,407	7,331 42 1 65
6 Government Properties (a ...	1,28,85,94,503	9,66,445 93 Re. 0 75	1,47,78,58,587	11,09,516 29 Re. 0 75	1,15,65,88,867	8,67,441 65 Re. 00 75	9,13,59,70,100	15,07,435 07 Re. 1 65	7,80,34,42,606	12,87,568 03 1 65
7 Railways ...	93,00,79,360	6,97,559 95 Re. 2 25	1,02,95,94,467	7,72,195 85 Re. 2 25	86,36,15,466	6,47,786 60 At different rates.	6,51,76,27,700	10,75,408 57 At different rates.	5,93,09,51,997	9,78,607 08 At different rates
8 Port Trust ...	77,38,00,991	17,41,052 23	31,07,70,053	6,30,696 08	1,52,96,03,533	20,64,751 45	4,53,90,23,100	18,10,960 87	12,13,92,37,912	57,84,152 61
9 Suburbs (b) ...	...	...	...	...	...	...	...	...	...	...
10 Miscellaneous(c) ...	4,18,65,34,532	At different rates. 36,32,069 89 Re. 0 37	4,71,89,33,074	At diefferent rates. 40,23,593 01 At 00 44	6,25,52,51,374	At different rates. 53,03,610 90 At 00 41	40,35,41,64,600	At different rates. 89,88,676 86 Rs. 00 97	42,23,41,17,238	At different rates 15,29,763 00 00 97
11 Merged area (d)	6,92,14,30,000	28,00,000	7,30,00,00,000	38,72,200 00	17,51,69,29,167	40,15,000 00	47,71,43,99,609	46,18,279 00	1,25,73,90,00,000	55,32,516 00
Total	19,80,00,03,375	1,80,76,428 14	20,04,46,88,071	1,77,95,739 52	33,33,64,45,972	2,18,76,155 01	1,32,50,25,78,469	2,61,46,414 20	2,32,56,69,44,988	2,79,49,254 04

(a) The rates charged are in accordance with the Water Rules for the respective years.
(b) The Estimates against these items have been shown under (3) Water Tax (Compounded Charges) (b) Through H. E. as the same have been Transfered to H E's. register from that of A & C.
(c) The rates charged vary from Annas 12 to Rs. 2-6-0 per 1,000 gallons.
(d) The rates charged vary from Annas 6 to Annas 12 per 1,000 gallons.
(e) The rates charged for the year 1960-61 are per 10,000 litres.

Appendix No. 12-A.

WATER WORKS ACCOUNT.

Schedule of Liabilities and Assets at 31st March 1962.

LIABILITIES.	Rs.	ASSETS.	Rs.
I.—DEBIT PRINCIPAL—		I.—PROPERTIES—	
Due to Government—			
Rs. 1 Crore Loan from Govt. for V.C.T. Scheme on 17-11-53 ...	78,41,815	Water Works executed out of Loan, Surplus and Reserve Funds (*vide* Appendix No. 8)	
Rs. 1 Crore Loan from Govt. for V.C.T. Scheme on 4-3-54 ...	78,41,815		
Rs. 1 Crore Loan from Govt. for V.C.T. Scheme on 29-6-54 ...	81,52,480		
Rs. 1 Crore Loan from Govt. for V.C.T. Scheme on 19-10-54 ...	81,52,480		
Rs. 1 Crore Loan from Govt. for V.C.T. Scheme on 7-6-55 ...	84,50,479	Out of Loan Reserve Funds—	
Rs. 1 Core Loan from Govt. for V.C.T. Scheme on 30-12-55 ...	84,50,479		
Rs. 50 Lakhs Loan from Govt. for V.C.T. Scheme on 27-3-56 ...	42,25,240		
Rs. 1 Crore Loan from Govt. for V.C.T. Scheme on 27-11-56 ...	74,17,164	Ordinary Works ...	31,72,39,788
Rs. 1 Crore Loan from Govt. for V.C.T. Scheme on 23-12-57 ...	87,33,904		
	43,66,952		
		Tansa Completion Works ...	4,99,46,291
Total ...	7,36,32,808		
		Works executed out of Worn-out Water Mains Renewal Fund ...	...
Due to the Public—			
Tansa Water Works Loan of 147 Lakhs ...	10,000		
70 Lakhs Loan for the Reduplication of the Tansa Main and other Auxiliary Works ...	20,50,737	Plant and Machinery Rs. 35,54,052	
160 Lakhs Loan for the improvement of the water-supply in Bombay ...	49,500		
Water Works portion of 37 Lakhs Loan ...	4,605		
Water Works portion of 40 Lakhs Loan (1928-29) ...	682	*Less*—Written off ... 30,49,158	
Water Works portion of the 25 lacs Loan for Sewerage, Road and other Works ...	93		5,04,894
Water Works portion of 9 Lakhs Loan ...	1,40,534		
Water Works portion of 24½ Lakhs Loan (1936-37) ...	5,36,517		
Water Works portion of 30 Lakhs Loan (1937-38) ...	8,59,545		
Water Works portion of 30 Lakhs Loan (1938-39) ...	9,18,028	II—INVESTMENTS—	
Water Works portion of 64 Lakhs Loan (1939-40) ...	7,39,529		
Water Works portion of 48 Lakhs Loan (1940-41) ...	6,84,174	1. State Bank of India—Municipal Loans Sinking Fund Deposit Account—	
Water Works portion of 25 Lakhs Loan (1941-42) ...	11,73,642	(Water Works portion) ...	7,49,49,668
Water Works portion of 20 Lakhs Loan (1943-44) ...	6,41,738		
Water Works portion of 22 Lakhs Loan (1944-45) ...	11,23,417		
Water Works portion of 25 Lakhs Loan (1945-46) ...	15,98,174		
Water Works portion of 54 Lakhs Loan (1946-47) ...	37,00,402		
Water Works portion of 75 Lakhs Loan (1947-48) ...	21,96,613		
Water Works portion of 61 Lakhs Loan (1948-49) ...	20,83,871		
Water Works portion of 125 Lakhs Loan (1949-50) ...	85,15,315		
Water Works portion of 2 Crores Loan (1950-51) ...	1,73,05,906		
Water Works portion of 80 Lacs Loan ...	23,55,959		
Water Works portion of 10 Lacs Loan ...	3,40,742		
Water Work portion of Rs. 1,75,34,000 loan out of Rs. 420 lacs loan...	1,71,64,431		
Water Works portion of Rs. 33 lacs Loan out of Rs. 420 lacs Loan ...	32,29,875		
Water Works portion of Rs. 60 Lacs Loan ...	20,87,824		
Water Works portion of Rs. 2,44,14,500 Loan (1952-53) ...	2,20,33,462		
Water Works portion of 69 Lakhs Loan (1952-53) ...	26,69,481		
Water Works portion of 35 Lakhs Loan (1952-53) ...	25,00,000		
Water Works portion of 110 Lakhs Loan (1953-54) ...	1,07,42,192		
Water Works portion of 85 Lakhs Loan (1953-54) ...	24,86,030		
Water Works portion of 50 Lakhs Loan 1(953-54) ...	46,65,185		
Water Works portion of Rs. 1,92,49,000 lacs (1954-55) ...	1,57,72,361		
Water Works portion of Rs. 180 Lakhs Loan (1955-56) ...	1,23,91,882		
Water Works portion of Rs. 30 Lakhs Loan (1955-56) ...	17,53,767		
Water Works portion of Rs. 1,15,50,000 Loan (1956-57) ...	95,12,982		
Water Works portion of Rs. 130 Lacs Loan (1956-57) ...	44,06,397		
Water Works portion of Rs. 1,14,10,500 Loan (1957-58) ...	59,35,358		
Water Works portion of Rs. 100 Lacs Loan (1957-58) ...	60,90,458		
Water Works portion of Rs. 250 Lacs Loan (1958-59) ...	88,39,573		
Water Works portion of Rs. 100 Lacs Loan (1958-59) ...	39,83,095		
Water Works portion of Rs. 330 Lakhs Loan (1959-60) ...	1,55,76,772		
Water Works portion of Rs. 1,37,50,000 Loan (1960-61) ...	46,03,566		
Water Works portion of Rs. 1.70 Lacs Loan (1960-61) ...	13,28,404		
Water Works portion of Rs. 55 Lacs Loan (1961-62) ...	24,50,000		
Water Works portion of Rs. 230 Lacs Loan (1961-62) ...	98,89,8 9		
Total ...	21,71,31,..67		
Carried over ...	9,07,67,075	Carried over ...	44,26,40,256

Appendix No. 12-A.

WATER WORKS ACCOUNT—*Concld.*

Schedule of Liabilitise and Assets at 31st March 1962.

LIABILITIES.	Rs.	ASSETS.	Rs.
Brought over ...	29,07,67,705	Brought over ...	44,26,40,656
Advances from Special Funds—			
Rs. 3 Lakhs Advance from Renewal of Road Surfaces Fund ...	49.76	3. State Bank of India—Net Premia on different Municipal Loans Deposit Account (*vide* note* to Appendix No. 6) ...	28,77,775
Rs. 3.69 Lakhs Advance from Net Premia Fund	74.51		
	12,427		
Rs. 1,08,567.31 Advance from Net premia Fund for purchase of Plant and Machinary in 1946-47	9,760		
Rs. 1,23,619.16 Advance from Net Premia Fund for purchase of Plant and Machinery in 1949-50. ...	11,274		
Rs. 1,91,139.05 Advance from Net Premia Fund in 1957-58	21,387		
Rs. 45,237.65 Advance from Municipal Fire and Accident Insurance Fund in 1957-58	3,818		
Rs. 7,16,592.29, Advance from Plant and Machinery Depreciation Fund in 1957-58	49,638		
Rs. 53,706 12 Advance from Precast Concrete Slab Pavement Renewal Fund in 1957-58	951		
Rs. 18,302.81 Advance from Depreciation Fund for Purchase of Plant and Machinery outof Loan Fundsin 1957-58	563		
Rs. 13,125.19 Advance from Slum Service Fund in 1957-58 ...	2,848		
Rs. 9,21,505.80 Advance from Net. Premia Fund	1,12,409		
Rs. 56,324.50 Advance from Plant and Machinery Depreciation Fund ...	346		
Rs. 1,53.672.78 Advance from Land (Reclama ion & Acquisition) Fund...	9,040		
Rs. 64,833.23 Advance from Net Premia Fund ...	47,379		
Rs. 1,84,680.91 Advance from Municipal Fire and Accident Insurance Fund.	43,875		
Rs. 1,91,995.56 Advance from Net Premia Fund	24,334		
Rs. 2,82,553.64 Advance from Municipal Fire and Accident Insurance Fund	71,756		
Rs. 1,88,369.53 Advance from Plant and Machinery Depreciation Fund	22,468		
Rs. 3,84,270.59 Advance from Land (Reclamation and Acquisition) Fund	20,635		
Rs. 90,311.06 Advance from Net Premia Fund	3,012		
Rs. 1,39,661.40 Advance from Municipal Fire and Accident Insurance Fund	21,263		
Rs. 3,00,418.45 Advance from Plant and Machinery Depreciation Fund	1,54,304		
Rs. 6,52,291.72 Advance from Land (Reclamation and Acquisition Fund	62,977		
	6,94 037		
II.—Sinking Funds on Municipal Loans (invested as per contra) ...	7,49,49,683		
II.—Special Funds— Net Premia Fund (invested as per contra)	28,77,775		
I V.—Capital Account— General Reserve being Assests in excess of Liabilities 7,92,65,962			
Less—Assets Written off 30,49,158	7,62,16,804		
Total ...	44,55,18,431	Total ...	44,55,18,431

Appendix No. 13

MARKETS AND SLAUGHTER HOUSES ACCOUNT

Revenue Account for the year ended 31st March 1962

INCOME.	Rs.	EXPENDITURE.	Rs.
Income for the year—*vide* details in Appendix No. 3	57,69,570	Maintenance Charges of—including Refrigerator charges *vide* Appendix No. 4)—	26,01,148
		Provident Fund and Pension etc., charges	1,13,034
		Proportion of General Supervision	1,09,499
		Total Expenditure ...	28,23,681
		Surplus carried down ...	29,45,889
	57,69,570	Total Rs. ...	57,69,570

Appendix No. 13—(*Contd.*)

MARKETS AND SLAUGHTER HOUSES ACCOUNT

Net Revenue Account for the year ended 31 t March 1962.

	Rs.		Rs.
Surplus brought down	29,45,889	**Interest on Loans.**	
		Due to Government—	
		Due to public—	
		Rs. 24½ Lakhs Loan	848
		Rs. 30 Lakhs Loan (1937-38)	2,329
		Rs. 30 Lakhs Loan (1938-39)	4,466
		Rs. 48 Lakhs Loan (1940-41)	4,852
		Rs. 25 Lakhs Loan (1941-42)	2,681
		Rs. 20 Lakhs Loan (1943-44)	591
		Rs. 22 Lakhs Loan (1944-45)	847
		Rs. 25 Lakhs Loan (1945-46)	425
		Rs. 54 Lakhs Loan (1946-47)	27
		Rs. 61 Lakhs Loan (1948-49)	1,085
		Rs. 75 Lakhs Loan (1947-48)	3,989
		Rs. 80 Lakhs Loan (1950-51)	15,562
		Rs. 60 Lakhs Loan (1951-52)	9,300
		Rs. 69 Lakhs Loan (1952-53)	2,126
		Rs. 85 Lakhs Loan (1953-54)	1,012
		Rs. 70 Lakhs Loan (1954-55)	15,608
		Rs. 180 Lakhs Loan (1955-56)	3,255
		Rs. 130 Lakhs Loan (1956-57)	15,142
		Rs. 100 Lakhs Loan (1957-58)	60
		Rs. 11410500 Lacs Loan (1957-58)	1,245
		Rs. 250 Lakhs Loan	3,275
		Rs. 100 Lacs Loan (1958-59)	3,229
		Rs. 330 Laks Loan (1959-60)	2,684
		Rs. 1,37,50,0.0 Laan (1960-61)	61045
			1,55-683
		Advance from Special Funds—	
		Rs. 8½ Lakhs Adance from Plant and Machinery Depreciation Fund	135
		Rs. 93,034-84 Advance from Net Premia Fund for purchase of Plant & Machinery	51
		Rs. 53,323-69 Advance from Municipal Fire and Accident Insurance Fund	498
		Rs. 19,059-86 Advance from Loan (R. & A.) Fund	154
		Interest accrued but not paid	838
		Accured interest on Rs. 1,37,50,000 Loan 1960-61	23,066
			23,066
		Commission to the State Bank of India for the payment of Interest on the portions of the different Loans	380
		Miscellaneous Loan Charges including Commission paid to the State Bank of India for drawing interest on Sinking Fund Investments	35
		Discount & other charges	Cr 517
			Cr 102
		Reduction of Debt or Investment of Sinking Fund.	
		Rs. 24½ Lakhs Loan	593
		Rs. 30 Lakhs Loan (1937-38)	1,631
		Rs. 30 Lakhs Loan (1938-39)	3,129
		Rs. 48 Lakhs Loan (1940-41)	2,914
		Rs. 25 Lakhs Loan (1941-42)	1,609
		Rs. 20 Lakhs Loan (1943-44)	355
		Rs. 22 Lakhs Loan 1944-45)	509
		Rs. 25 Lakhs Loan (1945-46)	255
		Rs. 54 Lakhs Loan (1946-47)	19
		Rs. 61 Lakhs Loan (1948-49)	760
		Rs. 75 Lakhs Loan (1947-48)	2,563
		Rs. 80 Lakhs Loan (1950-51)	10,064
		Rs. 60 Lakhs Loan (1951-52)	13,335
		Rs. 69 Lacs Loan 1952-53	2,704
		Rs. 85 Lakhs Loan 1953-54	872
		Rs. 70 Lacs Loan 1954-55	13,447
		Rs. 180 Lakhs Loan 1955-56	2,853
		Rs. 130 Lakhs Loan 1956-57	9,399
		Rs. 1,14,10,500 Loan for 1957-58	1,037
		Rs. 100 Lacs Loan 1957-58	35
		Rs. 250 Lacs Loan 1958-59	2,710
		Rs. 100 Lacs Loan 1958-59	1,887
		Rs. 330 Lacs Loan 1959-60	2,074
		Rs. 1,37,50,000 Loan 1960-61	50,801
		Rs. 8½ Lakhs Advance from Plant and Machinery Depreciation Fund	2,695
		Rs. 53,323-69 Advance from Municipal Fire and Accident Insurance Fund	3,969
		Rs. 93,034-84 Advance from Net Premia Fund for purpose of Plant and and Machinery	1,706
		Rs. 19,059-86 Advance from Loan (R. & A.) Fund	3,839
		Discount and other charges	1,37,764
		Total Debt Charges ;	3,17,249
		Surplus—Excess of Income over Expenditure	26,28,640
	29,45,889	Total Rs.	29,45,889

Appendix No. 14

MUNICIPAL PRINTING PRESS

Income and Expenditure for the year 1961-62

Expenditure.		Details.	Amount.	Income.	Details.	Amount.
		Rs. nP.	Rs. nP.		Rs.	Rs.
Materials on hand and works in progress on 1st April 1961 Including amounts with the Reserve Bank of India	Rs. ...		10,38,800.17			
Expenditure during the year—						
Establishment—						
(a) Permanent	85,140.85					
(b) Dearness Allowances	31,390.83	1,16,531.68				
Labour	...	4,36,701.90				
Materials	...	4,94,265.63				
Work through outside Agencies	...	15,251.20				
Electric Power	...	4,515.01		Amount chargeable to the departments for work done ...		14,25,851.46
Contingencies—						
Printing ...	4,264.16					
Stationery ...	762.48					
Books and Dead Stock ...	1,250.35					
Lighting ...	4,225.38					
Miscellaneous ...	10,990.36	21,492.73				
Repairs and Maint.—				Amount chargeable to the private parties for work done ...		34,935.94
(a) Buildings ...	2,660.96					
(b) Machinery ...	11,864.32	14,525.28				
Rent	...	4,224.00		Amount of sale of waste paper & Metal ash etc. ...		13,129.21
Provident Fund	...	30,714.31				
Depreciation	..	108.76				
Debt charges—						
(1) Interest ...	...	86,756.60		*Stock at close*—		
(2) Repayment of capital ...	...			Works in progress ...	2,33,034.41	
Maintenance of delivery van	...	3,540.14		Materials on hand ...	6,06,014.79	8,39,049.20
Purchase of elec. Hoist	..	4,660.96	12,33,288.20			
Private Works—						
Labour	30,184.83					
Materials	3,100.34	33,285.17	33,285.17			
*Difference representing surplus (1) Rs. 5,941.50 on departmental works and (2) Rs. 1,650.77 on private works transferred to revenue.			*7,592.27			
			23,12,965.81			23,12,965.81

Appendix No. 14—A

Statement of Advance for 1961-62.

Name of Account.	Opening Balance on 1st April 1961.	Debits during 1961-62.	Total.	Credits during 1961-62.	Closing Balance on 31st March 1962
	Rs.	Rs.	Rs.	Rs.	Rs.
Departmental Works—					
Water Works ...	8,17,445	1,92,834	10,10,279	93,665	9,16,614
Printing Press ...	19,60,838	12,33,288	31,94,126	14,14,141	17,79,985(*a*)
Workshops ...	17,20,322	6,94,743	24,15,065	6,61,843	17,53,222
Architectural Branch ...	1,37,169	...	1,37,169	...	1,37,169
Roads, Buildings and Drainage ...	35,06,057	14,68,189	49,74,246	10,02,959	39,71,287
Health Department ...	49,621	13,614	63,235	...	63,235
Total ...	81,91,452	36,02,668	1,17,94,120	31,72,608	86,21,512
Private Works—					
Workshops ...	10,173	304	10,477	1,548	8,929
Water Works ...	4,90,154	1,89,490	6,79,644	3,60,787	3,18,857
Roads, Buildings and Drainage ...	12,99,695	2,27,196	15,26,891	1,42,762	13,84,129
Architectural Branch ...	6,548	...	6,548	...	6,548
Health Department ...	2,465	...	2,465	...	2,465
Printing Press ...	28,646	33,285	61,931	50,621	11,310
House Numbering ...	12,323	5,840	18,163	300	17,863
Total ...	18,50,004	4,56,115	23,06,119	5,56,018	17,50,101
Asphalt Plant, Crushers, etc.—					
Asphalt Plant ...	20,85,854	9,59,617	30,45,471	16,09,036	14,36,435(*b*)
Sewri Crushers ...	5,30,777	2,57,013	7,87,790	1,79,304	6,08,486(*c*)
Mechanical Transport ...	6,90,263	2,53,801	9,44,064	1,05,430	8,38,634(*d*)
Worli Crushers ...	7,80,191	2,21,498	10,01,689	2,84,385	7,17,304(*e*)
Pre-cast Concrete Slabs ...	30,930	...	30,930	978	29,952(*f*)
Manufacture of concrete covers ...	9,500	6,284	15,784	3,332	12,452(*h*)
Municipal Foundry ...	2,48,658	74,072	3,22,730	66,858	2,55,872(*i*)
Servecing of Vehicles & recharging of batteries ...	48,090	27,447	75,537	9,791	65,746(*j*)
Reinstatement of Trenches ...	13,63,956	20,32,726	33,96,682	10,07,263	23,89,419
Total ...	57,88,219	38,32,458	96,20,677	32,66,377	63,54,300
Municipal Officers—					
Dishonoured cheques ...	...	63,31,902	63,31,902	63,31,902	...
Standing advance for Contingent Expenses ...	1,38,671	9,432	1,48,103	10,682	1,37,421
Motor cars and motor cycles to officers ...	43,419	9,479	52,898	26,325	26,573
Cycle advances to Subordinates ...	Cr. 26	...	Cr. 26	...	26*cr.*
Total ...	1,82,064	63,50,813	65,32,877	63,68,909	1,63,968
Sundry Advances ...	1,40,10,541	71,45,012	2,11,55,553	66,31,249	1,45,24,304
Advance for demolition of unauthorised structures and for removal of unsafe building in the City. ...	81,216	1,14,935	1,96,151	15,646	1,80,505
Total ...	1,40,91,757	72,59,947	2,13,51,704	66,46,895	1,47,04,809
Municipal Contractors ...	Cr. 5,186	24,849	19,663	13,157	6,506
Municipal Tenderers ...	4	8,177	8,181	4,444	3,737
Purchase of Coal ...	...	...	...	...	...
Purchase of Petrol ...	6,55,970	6,24,524	12,80,494	2,31,491	10,49,003(*g*)
Total ...	6,50,788	6,57,550	13,08,338	2,49,092	10,59,246
Grand Total ...	3,07,54,284	2,21,59,551	5,29,13,835	2,02,59,899	3,26,53,936

(*a*) Works in progress ... Rs. 2,33,034
Materials on hand ... 6,06,015
Outstanding Bills ... 9,40,936
Total 17,79,985

(*b*) Stock on hand Rs. 1,00,446
Outstanding bills 14,21,254
15,21,700
Less Profit 85,265
Total 14,36,435

(*c*) Stock on hand Rs. 1,82,136
Outstanding Bills 2,36,204
Unadjusted *Loss* 1,90,146
Total 6,08,486

(*d*) Outstanding bills Rs. 2,34,340
Unadjusted *Loss* 6,04,294
Total 8,38,634

(*e*) Stock on hand Rs. 2,12,822
Outstanding bills 4,19,577
Unadjusted *Loss* 84,905
Total 7,17,304

(*f*) Stock on hand Rs. ...
Outstanding bills 25,200
Unadjusted *Loss* 4,752
Total 29,952

(*g*) Outstanding Petrol and Diesel oil bills Rs. 10,48,514
Stock in hand with E.E.T. Petrol 8,546
Stock in hand Diesel oil 700
10,57,760
Add—Stock to be adjusted in 1962-63 2,203
10,59,963
Less Stock received in 1961-62 but to be paid during 1962-63 10,960
10,49,003

(*h*) Stock on hand— ... Rs.
Outstanding bills 3,045
Unadjusted *Loss* 9,407
12,452

(*i*) Outstanding bills Rs. 1,77,09
Stock on hand 71,827
Unadjusted *Loss* 6,953
Total 2,55,872

(*j*) Outstanding bills Rs. 65,521
Unadjusted *Loss* 225
Total 65,746

Appendix No. 14-B

Statement showing Advances out of Special Funds during 1961-62.

Name of Account.	Opening Balance on 1st April 1961.	Debits during 1961-62.	Total.	Credits during 1961-62.	Closing Balance on 31st March 1962.
Charges to be met out of—	Rs.	Rs.	Rs.	Rs.	Rs.
Municipal Fire and Accident Insurance Fund	...	6,999	6,999	6,999	...
Net Premia Fund	...	778	778	778	...
Fines Fund	...	1,29,383	1,29,383	1,29,383	...
G. S. M. College and K. E. M. Hospital Research Fund	...	1,083	1,083	1,083	...
Welfare Fund	...	40,971	40,971	40,971	...
Hospital Fund	...	22,292	22,292	22,292	...
Plant and Machinery Depreciation Fund	...	2,766	2,766	2,766	...
Fidelity Gaurantee Insurance Fund	...	...	...	...	...
Advance from Plant and Machinery Depreciation Fund for Levelling Metalling etc., Private Streets	5,73,660	28,595	6,02,255	6,804	5,95,451
Advance from Net Premia Fund for purchase of Machinery for the Municipal Printing Press	61,697	...	61,697	9,276	52,421
Advances for Capital Works from—					
Municipal Fire and Accident Insurance Fund	6,76,498	1,39,661	8,16,159	1,87,340	6,28,819
Plant and Machinery Depreciation Fund	8,46,426	3,00,418	11,46,844	3,70,972	7,75,872
Net Premia Fund	18,48,734	90,311	19,39,045	4,71,309	14,67,736
K. E. M. Hospital and G. S. M. College Research Fund	56,864	...	56,864	36,683	20,181
Advance from K. E. M. Hospital and G. S. M. College equipment Fund for purchase of Machinery for Municipal Printing Press ...	6,994	...	6,994	4,175	2,819
Hospital Fund	6,02,233	1,94,819	7,97,052	1,93,532	6,03,520
Land (R. & A.) Fund	7,48,164	6,52,292	14,00,456	2,14,582	11,85,874
Total Rs. ...	54,21,270	16,10,368	70,31,638	16,98,945	53,32,693

Appendix No. 14-C

Statement of Deposit Accounts for 1961-62

Name of Account.	Opening Balance on 1st April 1961.	Credits during 1961-62.	Total.	Debits during 1961-62.	Closing Balance on 31st March 1962.
	Rs.	Rs.	Rs.	Rs.	Rs.
A.—*Cash Deposits from Contractors, etc.*—					
(1) From Contractors	22,00,438	12,16,847	34,17,285	8,38,932	25,78,353
(2) From Tenderers	10,91,124	33,45,336	44,36,460	35,10,063	9,26,397
(4) Tenderers on approved list	4,28,300	76,000	5,04,300	72,000	4,32,300
B.—Cash Deposits from private parties received through Departmental Officers—	37,19,862	46,38,183	83,58,045	44,20,995	39,37,050
(1) City Engineer	71,77,296	23,40,095	95,17,391	10,14,504	85,02,887
(2) Hydraulic Engineer	45,04,219	14,14,656	59,18,875	13,99,688	45,19,187
(3) Assessor and Collector	44,54,650	3,15,10,714	3,59,65,364	3,03,64,142	56,01,222
(4) Executive Health Officer	2,38,277	1,94,439	4,32,716	1,63,350	2,69,366
(5) Estate Agent and Land Manager—					
(*i*) Improvement Schemes	50,10,250	9,29,512	59,39,762	3,98,937	55,40,825
(*ii*) Municipal Properties	20,93,671	3,42,463	24,36,134	1,35,676	23,00,458
(6) Dean, (*i*) K. E. M. Hospital	40,275	84,724	1,24,999	23,489	1,01,510
Dean, (*ii*) G. S. M. College	85,717	1,28,159	2,13,876	96,716	1,17,160
Supdt. (*iii*) L. T. M. Group of Hospitals Sion ...	29,546	1,22,590	1,52,136	96,499	55,637
(7) Superintendent of Licences	13,61,627	13,53,773	27,15,400	4,71,017	22,44,383
(8) Snperintendent of Markets	2,97,970	2,88,531	5,86,501	1,72,506	4,13,995
(9) Controller of Stores	20,50,417	6,96,297	27,46,714	3,91,802	23,54,912
(10) Election and Town Duty Officer	93,874	20,137	1,14,011	1,00,566	13,445
(11) Municipal Commissioner	59	310	369	309	60
(12) M.C.A.	...	...	...	...	...
(13) M. S.	1,652	891	2,543	893	1,650
(14) Curator Museum	8,269	2,875	11,144	1,573	9,571
(15) Solr to Corp	...	...	...	...	...
(16) Chief Officer, Fire Brigade	11,528	16,586	28,114	21,411	6,703
(17) Superintendent of Gardens	26,780	31,976	58,756	44,780	13,976
(18) Mechanical Engineer	9,764	63,429	73,193	36,695	36,498
(19) Dean T.N.M.College B.Y.L. Nair & Nair Hosp. Dental College ...	1,70,556	2,85,075	4,55,631	1,48,229	3,07,402
(20) Chief Inspector, Shops Esstt.	63	2,357	2,420	45	2,375
(21) Editor Bombay Civic Journal	245	346	591	245	346
(22) M.G.M. O.S.Pool	5,048	1,032	6,080	1,894	4,186
(23) P. R. O.	30	80	110	97	13
	2,76,71,783	3,98,31,047	6,75,02,830	3,50,85,063	3,24,17,767
C.—Other Cash Deposits	1,13,00,956	3,56,28,664	4,69,29,620	3,42,25,848	1,27,03,772
D.—Cash Deposits from Lessees	29,44,040	89,729	30,33,769	60,892	29,72,877
E.—*Paper Deposits (Kept in Office)*—					
(1) From Contractors, etc.	33,300	7,78,600	8,11,900	5,92,100	2,19,800
(2) From Tenderers	4,12,100	2,57,750	6,69,850	3,08,625	3,61,225
(3) *Nil*					
(4) Securities held under objection	2,43,600	1,06,100	3,49,700	2,15,300	1,34,400
F.—Paper Deposits from Municipal employees and contractors lodged with the State Bank of India	6,89,000 20,60,605	11,42,450 7,73,100	18,31,450 28,33,705	11,16,025 6,03,060	7,15,425 22,30,645
G.—Paper Deposits from lessees, etc., lodged with the State Bank of India ...	23,02,325	3,01,225	26,03,550	1,29,400	24,74,150
H.—Cash Deposits received from Ex-Municipal Employees and from Employees in service joining Pension Scheme	75,65,466	18,846	75,84,312	75,65,466	18,846
I.—Deposit from A. G. in connection with the work of seting of Tulsi pipe line etc.	...	...	...	...	...
J.—Citizens Special Emergency Relief Fund	1,190	...	1,190	...	1,190
K.—Mayor's Special Emergency Relief Fund	1,434	...	1,434	...	1,434
L.—Cash Deposits from Accountant General Bombay in respect of Municipal claims arising from Bombay Explosions	1,75,372	...	1,75,372	...	1,75,372
M.—Cash Deposits from Govt. for construction of 900 Tenements for Displaced Pessons	4,87,917	...	4,87,917	...	4,87,917
N.—Deposit from Citizens Emergncy Relief Committee	69,380	...	69,380	...	69,380
O.—Rent in respect of 300 Rooms at Arthur Road	28,588	86,026	1,14,614	97,283	17,331
P.—Rent in Respect of 100 Rooms at Wadala Road	30,129	...	30,129	...	30,129
Q.—Deposit received from the Govt. on account of capitalized value of the pension for the Fire Brigade staff	16,912	...	16,912	5,637	11,275
R.—Sales Tax ...1 Sales Tax	9,494	7,198	16,692	9,990	6,702
2 General Tax	2,039	3,001	5,040	4,282	758
S.—Cash Deposit from C. E. R. Committee for the construction of 30 Tenements at Shantinagar	32,441	...	32,441	...	32,441
T—Purchase Tax	310	...	310	...	310
U.—Central Sales Tax	1		1	...	1
TOTAL ...	5,91,09,244	8,25,19,469	14,16,28,711	8,33,23,941	5,83,04,772

Appendix No. 14-D

Statement of Reserve stock for 1961-62

Name of Account.	Opening Balance on 1st April 1961.	Debits during 1961-62.	Total.	Credits during 1961-62.	Closing Balance on 31st March 1962.
	Rs.	Rs.	Rs.	Rs.	Rs.
General Stores Account	43,52,468	23,61,183	67,13,651	27,42,427	39,71,224
Capital Stores Account	61,76,451	1,03,83,264	1,65,59,715	1,56,59,547*	9,00,168†
Line Suspense Account	88,705	...	88,705	688	88,017
General Stores A/C (Foras Road Depot)... ...	3,59,863	1,10,628	4,70,491	1,37,155	3,33,336
Capital Stores A/C (Foras Road Depot)... ...	10,038	47,979	58,017	35,270‡	22,747§
Total ...	1,09,87,525	1,29,03,054	2,38,90,579	1,85,75,087	53,15,492

* Out of this credit of Rs. 61,76,451 is due to transfer of Capital Stock Account from Revenue Account to Loan Works Account.

† In addition to this an amount of Rs. 3,47,48,743 is shown under Loan Works Account.

§ In addition to this an amount of Rs. 26,459 is shown under Loan Works Accounts

‡ Out of this credit of Rs. 10,038 is due to transfer of capital Stock Account from Revenue Account to Loan Works Account.

Appendix No. 14-E

Statement showing 'Interest accrued but not paid' in respect of the following Municipal Loans credited to Suspense account pending adjustment in their respective years of repayment, outstanding on 31st March 1962.

Year of Adjustment.	Particulars of Loans.	Amount of Interest accrued but not paid outstanding.	Date of Maturity of the Loan.
		Rs. nP.	
1923-24	Rs. 70 Lakhs loan Portion Rs. 20,60,000 ...	27,466.67	1-6-1974
1925-26	,, 10 ,, ,, ...	12,500.00	1-7-1980
1937-38	,, 9 ,, ,, ...	1,313.00	14-3-1966
,,	,, 24½ ,, ,, ...	12,250.00	1-2-1967
1938-39	,, 30 ,, ,, of 1937-38	4,250.00	14-3-1968
1940-41	,, 30 ,, ,, of 1938-39	7,500.00	1-3-1969
1940-41	,, 64 ,, ,, of 1939-40	16,000.00	1-3-1970
1941-42	,, 48 ,, ,, of 1940-41	14,000.00	1-3-1971
1942-43	,, 25 of 1941-42	7,291.67	1-3-1972
1945-46	,, 20 ,, ,, of 1943-44	5,833.33	1-3-1974
1946-47	,, 22 ,, ,, of 1944-45	6,416.67	1-3-1975
1947-48	,, 25 ,, ,, of 1945-46	7,291.67	1-3-1976
1948-49	,, 54 ,, ,, of 1946-47	13,500.00	1-3-1977
1948-49	,, 75 ,, ,, of 1947-48	40,625.00	1-8-1977
1951-52	,, 2 Crores ,, of 1950-51	81,250.00	16-8-1965
1951-52	,, 80 Lakhs ,, of 1950-51	32,500.00	1-9-1980
1951-52	,, 88,14,500 ,, of 1949-50	11,936.31	15-9-1979
1952-53	,, 61 ,, ,, of 1948-49	15,250.00	1-3-1979
1952-53	,, 10 ,, ,, of 1950-51	2,709.00	16-8-1965
1952-53	,, 1.75 Crores ,, of 1951-52	3,24,480.00	3-10-1966
1953-54	,, 2,44,14,500 ,, of 1952-53	81,381.69	1-9-1964
1953-54	,, 60 Lakhs ,, of 1951-52	28,125.00	16-8-1966
1953-54	,, 69 ,, ,, of 1952-53	23,000.00	1-9-1967
1953-54	,, 10 ,, ,, of 1950-51	361.00	16-8-1965
1953-54	,, 1.75 Crores ,, of 1951-52	622.00	3-10-1966
1954-55	,, 33 Lakhs ,, of 1951-52	15,468.75	3-10-1966
1954-55	,, 35 ,, ,, of 1952-53	1,555.56	1-9-1964
1954-55	,, 110 ,, ,, of 1953-54	36,666.69	1-9-1963
1954-55	,, 85 ,, ,, of 1953-54	28,333.31	1-9-1973
1954-55	,, 50 ,, ,, of 1953-54	16,666.69	1-9-1973
1955-56	,, 1,75,34,000 ,, of 1951-52	7.56	3-10-1966
1955-56	,, 1,92,49,000 Loan of 1954-55	64,163.31	1-9-1964
1955-56	,, 70 Lakhs Loan of 1954-55	23,333.33	1-3-1975
1956-57	,, 180 Lakhs Loan of 1955-56	30,000.00	15-9-1967
1957-58	,, 115.50 Lakhs Loan of 1956-57	2,11,750.00	15-10-1963
1958-59	,, 1,14,10,500 Loan of 1957-58	2,02,060.93	1-11-1969
1958-59	,, 100 Lakhs Loan of 1957-58	70,833.33	1-11-1982
1959-60	,, 250 Lakhs Loan 1958-59	1,47,569.44	11-8-1970
1959-60	,, 130 Lakhs Loan 1956-57	38,333.00	15-9-1981
1959-60	,, 30 ,, ,, 1955-56	5,000.00	15-9-1967
1960-61	,, 130 ,, ,, 1956-57	21,667.00	15-9-1981
1960-61	,, Rs. 100 Lakhs Loan 1958-59	90,431.00	11-8-1983
1960-61	,, Rs. 330 Lakhs Loan 1959-60	11,000.00	28-9-1971
1961-62	,, 1,37,50,000 out of Rs. 150 Lakhs loan of 1960-61 ...	2,20,764.00	15-11-1972
1961-62	,, 170 Lakhs loan of 1960-61	3,31,146.00	15-11-1985
	Total Rs. ...	23,44,602.91	

APPENDIX No. 14-E(*1*)

Statement showing the details of Debt Equalization Fund in respect of the following Loans received from the Government Credited to Suspense Account pending adjustment in their respective years of repayment outstanding on 31st March 1962.

(C. R. 1014 of 8-12-1958)

Year of Adjustment	Particulars of Loans	Amounts Credited to the Debt Equalization Fund.		
		Instalment.	Interest.	Total.
		Rs.	Rs.	Rs.
1957-58	Rs. 1 Crore received from Government on 27-11-1956	8,32,910	...	8,32,910.00
1958-59	Rs. 1 Crore received from Government on 27-11-1956	8,32,910	33,316.40	8,66,226.40
1958-59	Rs. 1 Crore received from Government on 27-11-1957	8.32,910	...	8,32,910.00
1959-60	Rs. 1 Crore received from Government on 27-11-1956	8,32,910	67,965.46	9,00,875.46
1959-60	Rs. 1 Crore received from Government on 27-11-1957	8,32.910	33,316.40	8,66,226.40
1959-60	Rs. 50 Lakhs loan received from Govt. on 17-3-1958	8,32,910	16,658.20	8,49,568.20
1960-61	Rs. 1 Crore loan of 27-11-57 ...	8,32,910	67,965.46	9,00,875.46
1960-61	Rs. 50 Lakhs loan of 17-3-1958 ...	4,16,455	33,982.73	4,50,437.73
1960-61	Rs. One crore loan from Govt. on 27-11-1956 ...	...	1,04,000.48	1,04,000.48
1961-62	Interest on the Balance of Rs. 61,70,844.03 ..	...	2,46,833.76	2,46,833.76
	Total ...	62,46,825	6,04,038.89	68,50,863.89
Less—repaid during 1960-61			...	4,33,186.10
1961-62			...	10,82,965.25
			Total expenses ...	15,16,151.35
Balance on 31-3-62.				53,34,712.54

Appendix

Statement showing the amounts of the Receipts and Expenditure respectively credited to the credit of the Fund at the close of the

	Details.		Total.	
	Rs.	nP.	Rs.	nP.
RECEIPTS—A.—REVENUE ACCOUNT.				
1. General Tax, Indirect Taxation and Miscellaneous Revenue — A.—General Tax	5,34,34,675	30		
B.—Town Duties	1,34,38,728	26		
C—Other Receipts—				
(a) Grant-in-aid fo the fees for Land Conveyance, Music,etc., Licences	10,887	50		
(b) Grant-in-aid in respect of fines for offences aganst the Law	5,91,119	63		
(c) Interest and Profit on Investmen of Surplus Loan and other balances	34,37,812	92		
(d) Interest on Plant and Mchinery Depreciation Fund	95,458	72		
(e) Miscellaneous	12,63,645	63		
(f) Receipts on account of Municipal Joural	14,280	93		
(g) Receipts from M.G.M.O. Swimming Pool	1,42,407	63		
D.—Receipts on account of proportionate charges of collection of Education cess	1,24,010	65		
			7,25,53,027	17
2. Water Works—Water Tax and other Miscellaneous Water Works Revenue—				
A.—Water Tax	3,72,61,591	73		
B.—Other Receipts	9,24,139	08		
			3,81,85,730	81
3. Education—Primary				
4. Museums and Libraries			21,150	48
5. Public Health Department			6,42,834	93
6. Medical Relief and Education			8,58,613	29
7. Street Cleansing and Conservancy, Road Watering and Halalkhore Service—				
A—Halalkhore Tax	1,02,85,623	02		
B.—Other Receipts	7,46,174	76		
C.—Tax on Dogs	44,173	25		
			1,10,75,971	03
8. Roads, S. W. Drains and Public Lighting—				
A.—Wheel Tax	49,91,704	98		
B.—Contribution from Government in lieu of Tolls	25,000	00		
C.—Other Receipts—				
(a) Ground Rent	56,185	15		
(b) Miscellaneous	7,72,370	88		
(c) Interest realised on Donations	1,923	10		
			58,47,184	11
9. Mechanical			90,817	11
10. Buildings, Land Acquisition and Management—				
A.—Sale Proceeds of Surplus Land	7,34,576	46		
B.—Other Receipts—				
(a) Rent of Buildings	4,54,900	98		
(b) Ground Rent	3,56,753	60		
(c) Miscellaneous	1,46,906	58		
			16,93,137	62
11. Fire Brigade—				
A.—Fire Tax	21,34,026	88		
B.—Other Receipts	50,933	54		
			21,84,960	42
12. Licensing Removal of Encroachments on Public Streets, Administration of Shops & Establishment Act, 1948 and Theatre Tax—				
A.—Licences for Dangerous and Offensive Trades	12,94,045	78		
B.—Removal of Encroachments on Public Streets	18,21,621	24		
C.—Receipts from Administration of Shops and Establishment Act	2,74,389	95		
D.—Miscellaneous	4,98,839	81		
E—Receipts from Theatre Tax	7,13,715	60		
			46,02,612	38
13. Gardens and Open Spaces			2,07,942	22
14. Markets and Slaughter Houses			57,69,570	08
15. Contribution from Capital Funds to Revenue on account of Loan Works Staff			11,82,605	84
16. Extraordinary Receipts			1,69,396	38
17. Rebate from Government on account of collection of the Urban Immoveable Property Tax in the City			2,28,644	62
18. Transfers from the B. E. S. & T. Fund			5,00,000	00
19. Receipts from Government on account of Urban Immoveable Property Tax			74,78,062	86
Total—Revenue Receipts Rs.			15,32,92,261	35

No. 15.

and debited to the Municipal Fund during the year 1961-62 and the balance year 1961-62 (i. e. 31st March 1962).

	Details.		Total.	
	Rs.	nP.	Rs.	nP
RECEIPTS—B.—CAPITAL ACCOUNT—				
Loan Funds—				
Debt—Principal—				
Rs. 55 L. L. Loan of 1961-62	55,00,000	00		
Rs. 225 L. Loan	2,25,00,000	00		
Advances from Special Funds for purchase of Plant and Machinery—				
K.E.M. Hospital and G.S.M. College Research Fund	...			
Net Premia Fund	90.311	06		
Municipal Fire and Accident Insurnce Fund	1,39,661	40		
K.E.M. Hospital Equipment Funda	...			
Land (Acquisiton and Reclamation) Fund	6,52,291	72		
Hospital Fund	1,94,818	99		
Plant and Machinery Depreciation Fund	3,00,418	45		
Advances from Net Premia Fund and Special Funds for renewal (1) of Surfaces of Roads for which no renewal Fund exists and (2) of Surfaces of Roads taken over from Ex-Trust	...			
Advance from Net premia fund for Repayment of Rs. 28 lakhs Loan of 1929	...			
Trust Fund—			2,93,77,501	62
Government share of the cost of Preliminary Expenses in connection with preparation of the Master Plan for Bombay City and Greater Bombay	...			
Donations	...			
Interest on investments	...		...	
Amount Received from State Govt. (Bombay) for subway near Charchgate Rly. Station. ...	...			
Total Capital Account Receipts Rs. ...	...		2,93,77,501	62
RECEIPTS—C.—SUSPENSE ACCOUNT—				
I.—Sinking and Special Fund Accounts—				
Sinking Fund account—Municipal ...	2,71,86,483	82		
Special Fund Accounts ...	2,85,31,263	17		
Improvement Schemes Fund Account—				
(a) Sinking Fund Account ...	40,68,378	62		
(b) Investment Reserve Fund Account ...	2,99,766	02		
Sinking Fund Account—Slum clearance (City) ...	1,74.353	25		
Sinking Fund Account Slum clearance (Suburbs). ...	...			
Amenities Fund Account. ...	67,786	55		
Rent Equalisation Fund Account. ...	2,03,725	52		
II.—Paper and Cash Accounts—				
1. Sinking Fund ...	38.63.172	62		
2. Special Funds ...	2,01,89,,639	86		
3. Surplus Fund ...	4,62,02,129	04		
4. Loan Fund ...	2 25,00,005	00		
5. Improvement Schemes Funds— ...				
(a) Sinking Fund ...	31,36,238	33		
(b) Capital Fund ...	1,28,72,889	59		
(c) Investment Reserve Fund ...	33,812	61		
6. Improvement Schemes A/c (Slum Clearance) City—				
(a) Sinking Fund	86	16		
(b) Capital Fund	51,74,544	63		
7. Improvement Schemes A(c (Slum Clearance) Subs.				
(a) Sinking Fund	...			
(b) Capital Fund	4,478	40		
8. Amenities Fund ...	1,925	99		
9. Rent Equalisation Fund ...	184	60		
State Bank of India and other Local Banks on account of Sundry deposits	9,64,05,371	26		
III.—Suspense Accounts—				
Deposit Account	8,25,19 468	93		
Reserve Stores Account	99,17,966	31		
Reserve Stores a/c—Stock (Foras Road Depot)	1,37,154	67		
Capital Stores Accounts	2,64,25 876	50		
Capital Stores a/c Stock Foras Road Depot	35,269	61		
Purchase of Petrol and Diesel Oil	2,31,491	03		
Purchase of Coal	...			
Advances Departmental Works	10,95,624	40		
Advances Municipal Workshops	6,61,843	24		
Municipal Foundry	66 857	78		
Worli Crushers	2,84,384	85		
Sewri Crushers	1,79,304	45		
Mechanical Transpot	1,05,429	74		
Asphalt Plant ... r	16,09,036	09		
Pre-Cast Concrete Slabs	977	76		
Municipal Printing Press	14,14,140	54		
Advances Private Works	5,56,016	98		
Advanices Special Funds	16,98,945	77		
Municipal Contractors	13,157	47		
Mundcipal Tenderers	4.444	40		
Sundry Advances	66,31,248	42		
Advances for demolition of unathorised structures and for removal of unsafe Buildings in the City	15,646	28		
Advances to Municipal Officers—	37,007	34		
Interest Accrued but not paid ...	5,51,910	00		
Provident Fund	1,58,37,237	11		
Welfare Fund	643	00		
Fines Fund	2 586	10		
Fidelity Guarantee Insurance Fund	7,309	59		
Bombay Municipal Corporation Loans Interest Warrants payable Account	90,59,464	26		
City of Bombay Improvement Trust Loans Interest Warrants Payable Account	21,90,133	69		
Cash Bills outstanding Account	1,12,090	40		
Dishonoured Cheques	63,31,901	55		
Cheques payable	30.24,33.573	79		
Wages Deposit Account	53,50,912	00		
Loan Redumption Fund—Municipal	66,48,433	92		
Loan Redumption Fund—Improvement Schemes...	38,73,280	60		
Manufacture of concrete covers—Recoveries	3,332	00		
Interest on B. I. T. Loans payable Account	9 200	00		
Debt-charges Equalisation Fund	2,46.833	76		
Plant and Machinery Purchesed out of S. C. B.	...			
Servicing of Vehicles and recharging of Batteries.	9.790	73		
Pension Fund	50,25.628	49		
Gratuities Fund	15,54.473	95		
Reinstatement of Trenches	10,07,262	88		
Total Receipts— C.—Suspense Accounts ...			76,48,14,525	42

Appendix

	Details.		Total.	
	Rs.	nP.	Rs.	nP.
RECEIPTS—D.—IMPROVEMENT SCHEMES ACCOUNT—				
General Account Revenue—				
I.—Rent and other proceeds of Properties ...	78,44,542	06		
II.—Contribution from the Municipal Corporation under Section 125(2)(*d*) of the Municipa Act	54,67,392	56		
III.—Grant-in-aid for meeting deficit in General Account	5,13,144	00		
IV.—Interset and Profit on Investments	3,21,148	98		
V.—Miscellaneous Receipts	68,070	28		
VI.—Transfer of Revenue Surplus to Capital Account	*Dr.* 7,30,226	12		
Total Rs.			1,34,84,071	76
Capital Account—				
I.—Sale proceeds of Lands , Buildings, etc.	13,10,083	58		
II.—Transfer of Revenue Surplus to Capital Account	7,30,226	12		
Loan for 1961-62	50,00,000	00		
Total—Capital Account Receipts Rs.			70,40,309	70
Total—D.—Improvement Schemes			2,05,24,381	46
RECEIPTS—E.—IMPROVEMENT SCHEMES ACCOUNT—SLUM CLERANCE (CITY)—				
General Account Revenue—				
I.—Rents and other proceeds of Properties	5,97,560	09		
II.—Grant-in-aid for meeting deficit	...			
III—Interest and Profit on Investment	73,158	83		
IV.—Miscellaneous Receipts	...			
V.—Appropriation from Capital Account to meet deficit in General Account	2,74,857	59		
			9,45,576	51
Capital Account—				
I.—Sale proceeds of Lands and Baildings	2,134	00		
II.—Loans from Government	5,98,500	00		
III.—Loan raised in 1961-62	50,00000	00		
Subsidy from Central Government	4,73,850	00		
Subsidy from State Government	1,57,950	00		
Total—Capital Account Receipts			62,32,434	00
Dotal—E.—Improvement Schemes Slum Clearance (City)			7178,010	51
RECEIPTS—F.—IMPROVEMENT SCHEMES ACCOUNT—SLUM CLEARANCE (Subs.)—				
General Account Revenue—				
I.—Rents and other proceeds of properties	4,485	.81		
II.—Contribution from Municipal Corporation (Suburbs)	11,26,722	00		
III.—Interest and Profits on Investments	37,721	64		
IV.—Miscellaneous Receipts	...			
V.—Transfer of Revenue Surplus to Capital Account	*Dr.* 11,35,359	45		
			33,570.00	
Capital Account—				
I.—Receipts	...			
II.—New Loans in 1961-62	...			
Transfer of Revenue Surplus	11,35,359	45		
Subsidy from Central Government	10,18,950	00		
Loan from Government	9,45,000	00		
Subsidy from State Government	3,39,650	00		
Total—Capital Account Receipts			34,38,959	45
Total—F.—Impvroement Schemes Account—Slum Clearance (Subs.)			34,72,529	45
EXPENDITURE—A.—REVENUE ACCOUNT.				
I.—General Supervision, Collection of Revenue etc.—				
A.—General Superintendence	30,63,102	14		
B.—Collection of Revenue	24,20,439	74		
C.—Upkeep and guarding of Municipal Head Office	2,02,544	64		
D.—General Stores	3,25,958	24		
E.—Miscellaneous Charges	4,79,969	72		
F.—Election Expenses	4,76,265	55		
H.—Provident Fund charges	2,16,710	10		
I.—Debt Charges	5,31,695	00		
Deduct—Proportion of General Superintendence chargeable t Water Works, Fire Brigade Markets, and Improvement Schemes Account and Education Fund Account	26,23,727	29		
II.—Water Works—			50,93,257	84
A.—Maintenance	65,40,763	45		
B.—Income Tax on income derived by the Municipality for supply of water to areas outside Municipal Jurisdiction	*Cr.* 2,561	85		
C.—Provident Fund and Pension, etc., Charges	2,11,193	41		
D.—Pension, Gratuties and Compasionate Allowances	1,67,220	08		
E.—Proportion of General Supervision and Collection of Revenue, etc.	12,45,208	60		
F.—Debt Charges	3,23,69,868	43		
G.—Provision for Equalisation of Debt Charges	...			
			4,05,31,692	12
III.—Education—Primary			...	
IV.—Museums and Libraries—				
A.—Victoria and Albert Museum	2,36,049	52		
B.—Municipal Free Reading Rooms and Libraries	82,833	38	...	
C.—Provident Fund, Charges	5,658	35		
D.—Debt Charges	1,175	76		
			3,25,717	01
V.—Public Health Department—				
A.—General Superintendence	36,81,700	34		
B.—Supply of milk to the undernourished needy children attending Municipal Schools	7,86,121	20		
C.—Provident Fund, Charges	1,21,367	21		
E.—Census	51,810	02		
F.—Debt Charges	8,21,650	45		
Malaria Eradication Program e	1,250	68		
			54,63,899	90
Expenditure—A.—Revenue—Carried over			5,14,14,506	87

No. 15—*Continued.*

	Details.		Total.	
	Rs.	nP.	Rs.	nP.
B/o.			5,14,,14,566	89
VI.—Medical Relief and Education—				
A.—Hospitals and Maternity Homes—	1,39,03,666	15		
B.—Dispensaries	7,63,304	22		
C.—Medical and Nursing Assistance to poor people in their houses	316	37		
D.—Family planning clinics	22,221	37		
E.—Medical Education	19,49,269	72		
F.—Statutory Contribution to Government Medical Institutions	4,14,500	04		
G.—Clinic for treatment of Leprosy cases	1,25,981	98		
I.—Providing a convelescent home of 120 Beds with Equipments, Staff quarters near K. E. M. Hospital	...			
I.—Debt Charges	27,21,080	39		
J.—Construction of full fledged Buildings at M. G. H. Sion	1,70,703	84		
L.—Grant-in-aid to Public Institutions	17,69,769	86		
K.—Provient Fund, charges	2,63,571	58		
			2,21,04,385	52
VII.—Street Cleansing and Conservancy, Road Watering and Halalkhore Service—				
A.—Street Cleansing and Conservancy	13,71,177	70		
B.—Collection, Loading Removal and disposal of Town Refuse	1,11,58,811	24		
C.—Road Watering	...			
D.—Halalkhore Service	68,04,966	83		
F.—Provideut Fund Charges	6,04,813	26		
G.—Pension Gratuities and Compassionate allowances...	1,73,087	82		
H.—Debt Charges	38,02,194	08		
			2,39,15,050	93
VIII.—Roads S. W. Drains and Public Lighting—				
A.—General	5,00,352	10		
B.—Maintenance of Roads	39,02,374	49		
C.—Public Lighting	27,37,496	52		
D.—Maintenance of S. W. Drains	1,35,508	35		
E.—Rebate on Account of the compounded wheel-tax, ...	21,933	00		
F.—Provident Fund etc. Charges	85,909	87		
H.—Debt Charges	35,31,842	84		
J.—Traffic	14,968	60		
Treating with 3" of asfaltic concrete, Surfaces of Different Roads in the City ...	2,517	65		
Expenditure other than Establishment in connection with recognisation Schemes ...	...			
I.—Proportionate Cost of Collection of Wheel Tax	97,189	96		
			1,10,30,093	38
IX.—Mechanical—				
A.—Mechanical Engineer's Office Estt.	4,04,962	63		
B.—Provident Fund Charges	13,951	76		
C.—Debt Charges	86,276	31	5,05,190	70
X.—Buildings, Land Acquisition and Management—				
A.—City Engineer's Central Office Establishment	4,61,878	33		
B.—Inspection and Supervision of Private Buildings	6,83,739	54		
C.—Removal of stall-boards in the City	4,444	27		
D.—Architectural	2,12,681	04		
E.—Land Acquisition and Management	3,49,536	88		
F.—Inspection and Supervision of Factories, Workshops and Work Places	91,542	11		
Debt Charges	11,95,496	29		
J.—Provisdent Fund, charges	52,081	37		
Deduct—Supervision Chargeable to Improvement Schemes Account	1 39,628	55		
			29,11,771	28
XI.—Fire Brigade—				
A.—Maintenance	13,93,668	93		
B.—Provident Fund, etc., Charges	4,534	67		
C.—Pension Gratuities and compassionat allowances	2,79,455	00		
D.—Proportion of General Supervision and Collection of Revenue	86,876	20		
E.—Debt Charges	3,00,165	21		
			20,64,700	01
XII.—Licensing, Removal of Encroachments on Public Streets and Administration of Shops and Establishment Act, 1948 and Theatre Tax—				
A.—Licensing Establi hment	3,57,782	73		
B.—Removal of encroachments on Public Streets	2,24,532	15		
C.—Administration of Shops and Establishment Act, 1948	2,66,377	85		
D.—Administration of Theatre Tax	2,959	36		
F—Provident Fund, charges	45,785	47		
G.—Debt Charges	15,230	00		
			9,12,667	56
XIII.—Gardens and Open Spaces—				
A.—Gardens	8,71,482	33		
B.—New Gardens, Recreation Grounds etc.	9,772	97		
C.—Road side Trees	57,584	74		
D.—Open Air Theatre at Victoria Garden	10,403	48		
E.—Provident Fund, charges.	29,038	24		
G.—Debt Charges	3,90,562	52		
			13,68,849	28
XIV.—Markets and Slaughter Houses —				
A.—Markets and Slaughter Houses & Refrigerator at A. C. Market	26,01,147	99		
B.—Provident Fund and etc., charges	49,704	71		
C.—Pension Gratuities and compassionate allowances	63,329	12		
D.—Proportion of General Supervision	1,09,499	19		
F.—Debt Charges	3,17,248	66		
			31,40,929	67
XV.—Contribution to—				
(*a*) Budget 'B' under Section 125(2)(*d*) of the Bombay Municipal Corporation Act ...	54,67,392	56		
(*b*) Budget 'D' under Section 123(B)(2) of the Bombay Municipal Corporation Act ...	22,66,819	00		
(*c*) Budget 'E' under Section 126C(c) of the Bombay Municipal Corporation Act ...	1,37,01,800	00		
(*cc*) Special Contribution to Budget 'E' under Section 126C(C—I) of the B.M.C. Act	40,00,000	00		
(*d*) Budget 'F' under Sec. 123(B) (2) of the B.M.C. Act	10,67,008	00		
(*e*) Fines Fund	1,26,791	05		
			2,66,29,810	61
XVI.—Miscellaneous—				
(c) Pension Fund	27,23,548	00		
(d) Gratuities Fund	7,07,199	73		
Deduct—proportionate share chargable to—	4,79,600	00		
			29,51,147	73
Total Expenditure—A—Revenue account Rs. ...			14,89,49,163	54

	Details.	Total.
EXPENDITURE B—CAPITAL ACCOUNT	Rs. nP.	Rs. nP.
I.—General Supervision, Collection of Revenue, etc.	1,07,671.33	
II.—Water Works, ordinary	7,64,690.07	
II.—Augmenting City's Water Supply	58,30,001.53	
V.—Public Health Department	1,89,383.85	
VI.—Medical Relief and Education	52,73,555.13	
VII.—Street Cleansing, Conservancy, Road Watering and Halalkhore Service	27,22,294.00	
VIII.—Roads, S. W. Drains and Public Lighting	1,04,01,434.38	
IX.—Mechanical	4,260.06	
X.—Buildings, Land Acquisition and Management	9,46,630.36	
XI—Fire Brigade	1,95,549.31	
XIII.—Gardens and open spaces	41,497.62	
XIV.—Markets and Slaughter Houses	6,50,600.11	
XV.—Slum Service	22,829.16	
XVII.—Greater Bombay	*Cr.* 5,861.59	
XVIII.—Industrial Estate	6,31,860.89	
Discount and other charges on the new Loans	...	
Plant and Machinery to be purchased out of Net Premia Fund	*Cr.* 2,19,848.59	
Plant and Machinery to be purchased out of Municipal Fire and Accident Ins. Fund ...	*Cr.* 21,974.20	
Plant and Machinery to be purchased out of K.E.M. Hospital Equipment Fund	*Cr.* 4,174.94	
Plant and Machinery to be purchased out of K. E. M. Hospital Research Fund	*Cr.* 36,682.79	
Plant and Machinery to be purchahased out of Land (Reclamation and Acquisition Fund ...	4,96,805.34	
Plant and Machinery to be purchased out of Pre-cast Concrete Slabs Pavement Renewal Fund ...	...	
Plant and Machinery to be purchased out of Plant and Machinery Depreciation Fund ...	7,542.54	
Plant and Machinery to be purchased out of Hospital Fund	1,287.06	
Plant and Machinery to be purchased out of Slum Service Fund	...	
Assets written off...	12,00,265.77	
Recoupment of Advance for Purchase of Capital Stores Account Stock during 60-61 ...	61,86,488.91	
		3,53,86,106.31
Trust Fund—		
Expenditure		1,44,100.31
Total B——Capital Expenditure Rs. ...		3,55,30,206.62

	Details.		Total.	
EXPENDITURE—C.—SUSPENSE ACCOUNTS—	Rs.	nP.	Rs.	nP.
I.—Sinking and Special Fund Accounts—				
(1) Siking Fund Account—Municipal	11,56,160	24		
(2) Special Fund Accounts	95,13,846	34		
(3) Improvement Schemes Fund Accounts—				
(a) Sinking Fund Account	31,21,743	22		
(b) Investment Reserve Fund Account	3,086	99		
Sinking fund A/C Slum Clearance City	204	91		
Amenities Fund Account	161	00		
Rent Equalisation Fund	308	25		
II.—Paper and Cash Accounts—				
(1) Sinking Fund	2,98,93,496	20		
(2) Special Funds	2,82,82,434	07		
(3) Surplus Fund	6,81,13,377	44		
(4) Loan Fund	2,25,00,000	00		
(5) Improvement Schemes Funds—				
(a) Sinking Fund	40,82,873	73		
(b) Capital Fund	83,43,715	28		
(c) Investment Reserve Fund	298,491	64		
(6) Improvement Schemes A/C (Slum Clearance) City				
(a) Sinking Fund	1,74,234	50		
(b) Capital Fund	50,47,944	20		
(6) Improvement Schames A/C (Slum Clearance Subs.				
(a) Sinking Fund	...			
(b) Capital Fund	36,758	00		
Amenities Fund	10,151	54		
Rent Equalisation Fund	25,401	87		
State Bank of India and other Local Banks on account of Sundry Deposits	10,07,11,183	81		
III.—Suspense Accounts—				
Deposit Account	8,33,23,940	79		
Reserve Stores Accounts	94,66,790	17		
Reserve Stores Account Stock—Foras Road Depot	1,10,627	71		
Capital Stores Accounts...	2,12,32,519	78		
Capital Stor Account Stoke—Foras Road Depot	47,978	90		
Purchase of Petrol, and Diesel Oil	6,24,524	03		
Purchase of Coal	...			
Advances Departmental Works	16 74,637	06		
Advances Municipal Workshop	6,94,742	58		
Municipal foundry	74,071	54		
Worli Crushers	2,21,497	73		
Sewri Crushers	2,57,013	25		
Mechanical Transport	2,53,801	64		
Asphalt Plant	9,59,617	31		
Pre Cast Concrete Slabs	...			
Servicing of Vehicles and Recharging of Batteries	27,446	97		
Municipal Printing Press	12,33,288	20		
Advances Private Works	4,56,115	18		
Advances Special Funds	16,10,368	39		
Municipal Contractors	24,849	24		
Municipal Tenderers	8,177	37		
Sundry Advances	71,45,0 1	45		
Advance for demolition of unauthorised Structures and for Removal of unsafe Buildings in the City	1,14,935	02		
Repayment of Loans Municipal ...	66,48 433	92		
Do. (Impts. Schemes) ...	38,73,780	60		
Advances to Municipal Officers	18,910	74		
Provident Fund	1,58,37,237	11		
Welfare Fund	643	00		
Fines Fund	2,586	10		
Fidelity Guarantee Insurance Fund	7,309	59		
Bombay Municipal Corporation Loans Interest Warrants payable Account	89,74,587	79		
City of Bombay Improvement Trust Loans Interest Warrants Payable Account	22,15,752	54		
Dishonoured Cheques	63,31,901	55		
Cash Bills outstanding Account	1,01,908	71		
Cheques payable	30,34,30,579	37		
Wages Deposit Account	53,50,912	00		
Interest on B.I.T. Loans payable account	2,490	00		
Interest accrued but not paid	...			
Advance for manufacture of concrete Covers	6,283	69		
Debt-Charges Equalisation Fund	10,82,965	25		
Interest Receivable Account	15,000	00		
Security Deposit	...			
Security Deposit in G. P. Notes with Central Rly.	...			
Reinstatement of Trenches	20,32,725	73		
Pension fund	50,25,628	49		
Gratuities fund	15,54,473	95		
Total Expenditure—Suspense Accounts ...			77,33,91,087	67

SUMMARY.

Receipts. Rs.	nP.		Disbursements. Rs.	nP.
2,57,26,786	13	Balance on 1st April 1961 ...		
15,32,92,261	35	A.—Revenue Account	14,89,49,163	54
2,93,77,501	62	B.—Capital Account	3,55,30,206	62
76,48,14,525	42	C.—Suspense Account	77,33,91,087	67
2,05,24,381	46	D.—Improvement Schemes Account	2,12,69,855	77
71,78,010	51	E.— Do. Slum Clearance (City)	47,04,610	94
34,72,529	45	F.— Do. do. (Suburbs)	17,40 249	85
97,86,59,209	81	Total Rs. ...	98,55,85,174	39
		* Balance on 31st March 1962 ..	1,88,00,821	55
1,00,43,8 ,995	94	Total. Total Rs. ...	1,00,43,85,995	94

No. 15—*Concluded.*

	Details.		Total.	
	Rs.	nP.	Rs.	nP.
EXPENDITURE—D.—IMPROVEMENT SCHEMES ACCOUNT				
General Account Expenditure—				
A.—Maintenance of Properties and Streets	53,48,031	92		
B.—Cost of Management and Establishment	17,03,131	76		
C.—Proportionate charges on account of Municipal Supervision	4,99,031	94		
	75,50,195	62		
Deduct— Rs. np.				
Proportionate share of cost of Management and Establishment chargeable to (*a*) General Account	15,60,472	07		
Do. do. do. (*b*) Capital Account	6,41,691	63		
			53,48,031	92
D.—Debt Charges	...		81,36,039	84
Total ...			1,34,84,071	76
Capital Account—				
Improvement and Street Schemes, etc.	71,44,092	38		
Proportionate share of cost of Management and Establishment chargeable to General account ...	6,41,691	63		
Transfer of Revenue Deficit to Capital Account				
Total ...			77,85,784	01
Total—General and Capital Account Expenditure ...			2,12,69,855	77
EXPENDITURE—E.—IMPROVEMENT SCHEMES ACCOUNT—SLUM CLEARANCE—CITY—	Rs.	nP.	Rs.	nP.
General Account Expenditure—				
A.—Maintenance of Properties and Streets	3,15,201	47		
B.—Cost of Management and Establishment	...			
C.—Proportionate Charges on account of Municipal Supervision	...			
Deduct—	3,15,201	47		
Propirtionate Share chargeable to Genral Account, (*z*) Maintenance of Properties ...	...			
Do. do. do. to Capital Account	...			
			3,15,201	47
D.—Debt Charges			6,30,375	04
Total ...			9,45,576	51
Capital Account—				
Expenditure	34,84,176	84		
Proportionate share of cost of Management and Establishment chargeale to Capital Account ...	...			
Transper of Revenne Deficit from General Account (under Slum Clearance)	2,74,857	59		
Total ...			37,59,034	43
Total, E.—Improvement Schemes Account—Slum Clearance (City)			47,04,610	94
EXPENDITURE—F.—IMPROVEMENT SCHEMES ACCOUNT—SLUM CLAERANCE—(SUBURBS)—				
General Account Expenditure—				
A.—Maintenance of Properties and Streets	...			
B.—Cost of Management and Establishment	...			
C.—Proportionate charges on account of Municipal Supervision	...			
Deduct—Proportion chargeable to General Account	...			
Do. Capital Account	...			
D.—Debt Charges			... 33,570	00
Total ...			33,570	00
Capital Account—				
Expenditure	17,06,679	85		
Tran fer of Revenue Deficit to Capital AlC.			...	
Total ...			17,06,679	85
Total, F.—Imrovement Schemes Account—Slum Clearance—(Suburbs) ...			17,40 249	85
Bank's reconciliation —	Rs.	nP.	Rs.	np.
* Balance as per Bank's Pass Book			1,07,08,236	53
Add—				
Revenue sent to the Bank on 31st March 1962 but acknowledged on 2nd April 1962 ...			18,30,719	39
			1,25,38,955	92
Less—				
Uncashed Cheques			20,35,209	84
Balance in Bank as per Day Book (Column No. 10)			1,05,02,746	08
Balance in Office in Government Promissory Notes, etc.	7,09,325	00		
Balance in Office in Cash	75,88,750	47	82,98,075	47
			1,88,00,821	55

Appendix No. 16.

Comparison of Face, Purchase and Market Values as on 31st March 1962 of the different Securities held in the following Special Funds.

Particulars of Securities.	Face Value.	Purchase rate per cent.	Actual cost at purchase rate.	Market rate per cent.	Value at Market rate.
	Rs.	Rs.	Rs.	Rs.	Rs.
Municipal Fire and Accident Insurance Fund—					
3 per cent. Conversion Loan 1946 ...	100	Par	100.00	70.80	70.80
3½ per cent. Bombay Municipal Debentures	3,67,400	Par	3,67,400.00	Par	3,67,400.00
4 per cent. Bombay Improvement Trust Debentures ...	10,000	89.00	8,900.00	Par	10,000.00
	...	...	...	...	...
	7,200	88.00	6,336.00	Par	7,200.00
	23,500	84.50	19,857.50	Par	23,500.00
	9,700	84.25	8,172.25	Par	9,700.00
	4,17,900	...	4,10,765.75	...	4,17,870.80
Net Premia Fund—					
3 per cent. Government Promissory Notes ...	900	48.00	432.00	70.90	638.10
3½ per cent. Bombay Municipal Debentures ...	4,25,600	Par	4,25,600.00	Par	4,25,600.00
3 per cent. Bombay Municipal Debentures ...	38,500	Par	38,500.00	Par	38,500.00
	...				
	4,65,000	...	4,64,532.00	...	4,64,738.10
Provident Fund					
2¾ per cent. Government Loan 1976 ...	11,40,200	82.06	9,35,676.62	8350	9,52,067.00
12 Year National Plan Savings Certificates ...	29,50,000	Par	29,50,000.00	Par	29,50,000.00
4½ per cent. Bombay State Development Loan 1969 ...	6,71,200	99.75	6,69,522.00	101.00	6,77,912.00
4 per cent. Madras Loan 1968 ...	5,83,200	Different Rates.	5,71,455.31	98.20	5,72,702.40
4 per cent. Bombay State Dev. Loan 1967 ...	3,66,700	Par	3,66,700.00	99.25	3,63,949.75
4 Per cent. Bihar State Dev. Loan 1968 ...	5,00,000	98.97	4,94,843.75	98.00	4,90,000.00
4 Madras Loan 1967 ...	20,00,000	Different Rates.	19,97,187.50	98.20	19,64,000.00
4 per cent. Mysore State Dev. Loan 1967 ...	5,00,000	99.50	4,97,500.00	98.75	4,93,750.00
4 per cent. Andhra Loan 1968 ...	5,00,000	95.75	4,78,750.00	98.20	4,91,000.00
4 per cent. Andhra Loan 1967 ...	8,00,000	Different Rates.	7,97,062.50	98.20	7,85,600.00
4½ per cent. B. M. Debentures (Budget B.) 1961-62 ...	39,37,500	Par	39,37,500.00	Par	39,37,500.00
4½ per cent. B. M. Debentures 1960-61(Budget A) ...	9047,400	Par	90,47,400.00	Par	90,47,400.00
4½ per cent. Do. 1961-62 (Budget A) ...	1,17,600	Par	1,17,600.00	Par	1,17,600.00
4½ Do. ...	64,05,900	99,25	63,57,855.75	Par	64,05,900.00
4½ per cent. B. M. Debentures 1-2-1958 ...	78,35,400	98.75	77,37,457.50	Par	78,35,400.00
4 per cent. B. M. Debentures ...	2,73,60,200	Par	2,73,60,200.00	Par	2,73,60,200.00
Do. ...	83,15,100	99.50	82,73,524.50	Par	83,15,100.00
3¾ per cent. B. M. Debentures ...	25,28,200	Par	25,28,200.00	Par	25,28,200.00
3½ per cent. B. M. Debentures ...	1,33,000	Par	1,33,000.00	Par	1,33,000.00
3¼ per cent. Do. ...	2,37,100	Different Rates.	2,05,117.50	Par	2,37,100.00
Do. ...	2,79,800	99.50	2,78,401.00	Par	2,79,800.00
6 per cent. B.I.I. Debentures ...	2,77,400	Different Rates.	2,78,931·25	Par	2,77,400.00
4½ per cent. B.I.T. Debentures ...	25,600	Par	25,600.00	Par	25,600.00
	9,85,500	92.75	9,14,051·25	Par	9,85,500.00
4 Per cent. B. I. T. Debentures ...	1,81,300	Different Rates	1,40,693.00	Par	1,81,300.00
	17,800	84.50	15,041.00	Par	17,800.00
	3,80,300	84.25	3,20,402.75	Par	3,80,300.00
	36,600	Par	36,600.00	Par	36,600.00
4¾ per cent. Madras Industrial Investment Corpn. Bonds, 1962-74 ...	15,00,000	Par	15,00,000.00	100	15,00,000.00
4¾ per cent. Kerala Financial Corporation Laon 1968 ...	2,00,000	98.50	1,97,000.00	100	2,00,000.00
4¾ percent. Andhra Co-op. Central Land Mortgage Bank Debentures ...	10,00,000	Par	10,00,000.00	100	10,00,000.00
4¾ per cent. Kerala Financial Corporation Bonds 1974 ...	4,69,200	Par	4,69,200.00	99.75	4,68,027.00
4½ per cent. Bombay State Co-op. L. M. B. Debrs. ...	23,25,500	99.50	23,13,872.50	99.50	23,13,872.50
4½ per cent. Nagpur Corporation Loan 1970 ...	2,00,000	99.00	1,98,000.00	99.00	1,98,000.00
4½ per cent. Bombay State Financial Corpn. Bonds 1967 ...	10,00,000	98,50	9,85,000.00	100	10,00,000.00
4½ per cent. Bihar State Financial Corpn. Bonds 1968 ...	18,09,500	Different Rates	18,22,279.18	100.00	18,09,500.00
4½ per cent. Ahmedabad Municipal Debentures 1968-78 ...	5,25,000	100.25	5,26,312.50	99.00	5,19,750.00
4½ per cent. Nagpur Corporation Loan 1961-62 ...	3,00,000	99.00	2,97,000.00	100.00	3,00,000.00
4½ per cent. Bombay Provincial Co-op. Land Mortgage Bank Debentures 1968 ...	13,50,000	Different Rates.	13,27,125.00	99,50	13,43,250.00
4½ per cent. Madras Provincial Co-op. Land Mortgage Bank Debentures 1974 ...	7,00,000	99.62	6,97,375.00	97.56	6,82,500.00
4½ Andhra Provincial Co-op. Land Mortgage Bank Debentures 1977 ...	5,00,000	Par	5,00,000.00	100.00	5,00,000.00
4½ Sourashtra Electric Boards Loan 1966 ...	3,00,000	Par	3,00,000.00	99.00	2,97,000.00
4½ Mysore Co-op. Cenetral Land Mortgage Bank Debentures 1980 ...	15,00,000	Par	15,00,000.00	100.00	15,00,000.00
2½ per cent. U. P. 2 A. C. and R. G. Bonds and Bihar 2 ZAC Bonds ...	1,00,00,000	Different Rates	41,60,551.37	...	41,60,551.37
4¾ per cent. Mysore Co-op. Central LMB Debrs 1962-77 ...	7,47,500	99.00	7,40,025.00	100.00	7,47,500.00
Total ...	10,25,39,700		9,60,00,313.73		9,63,70,632.02

Appendix 16—(Concld.)

Comparison of Face, Purchase and Market Values as on 31st March 1962 of the different Securities held in the following Special Funds.

Particulars of Securities.	Face alue.	Purchase rate per cent.	Actual cost at purchase rate.	Market rate per cent.	Value at Market rate.
	Rs.	Rs.	Rs.	Rs.	Rs.
Plant and Machinery Depreciation Fund—					
4 per cent. Bombay Municipal Debentures ...	3,66,600	99.25	3,63,850.50	Par	3,66,600.00
3½ Do. do. ...	5,74,800	Par	5,74,800.00	Par	5,74,800.00
3 Do. do. ...	3,44,200	Par	3,44,200.00	Par	3,44,200.00
4 per cent. Bombay Improvement Trust Debentures ...	1,32,000	Par	1,32,000.00	Par	1,32,000.00
	14,17,600	...	14,14,850.50	...	14,17,600.00
Hospital Fund—					
3½ per cent. Bombay Municipal Debentures ...	14,600	Par	14,600.00	Par	14,600.00
	14,600	Par	14,600.00	Par	14,600.00
K.E.M. Hospital and G. S. M. College Equipment Fund—					
3 per cent. Conversion Loan ...	19,500	101.00	19,695.00	70.80	29,098.80
	21,600	Par	21,600.00		
4 per cent. Bombay Municipal Debentures ...	9,500	99.25	9,428.75	Par	9,500.00
3½ Do. do. ...	42,200	Par	42,200.00	Par	42,200.00
3 Do. do. ...	33,000	Par	33,000.00	Par	33,000.00
	1,25,800	...	1,25,923.75	...	1,13,798.80
K. E. M. Hospital and G. S. M. College Research Fund.					
3 per cent. Conversion Loan 1946 ...	600	Par	600.00	70.80	424.80
3½ per cent. Bombay Municipal Debentures ...	65,700	Par	65,700.00	Par	65,700.00
3 Do. do. ...	8,200	Par	8,200.00	Par	8,200.00
	74,500	...	74,500.00	...	74,324.80
Fidelity Guarantee Insurance Fund—					
3 per cent. Conversion Loan 1946 ...	300	Par	300.00	70.80	443.10
	300	100.94	302.82	...	
3½ per cent. Bombay Municipal Debentures ...	19,400	Par	19,400.00	Par	19,400.00
3 Do. do. ...	600	Par	600.00	ar	600.00
4 per cent. Bombay Improvement Trust Debentures ...	2,600	Par	2,600.00	Par	2,600.00
	23,200	...	23,202.82	...	23,204.80
Welfare Fund—					
3½ per cent. Bombay Municipal Debentures ...	2,000	Par	2,000.00	Par	2,000.00
	2,000	...	2,000.00	...	2,000.00
Pension Fund—					
4½ per cent. Bombay Municipal Debentures 1960-61 (Budget A) ...	12,43,000	Par	1243,000.00	Par	12,43,000.00
4½ Do 1961-62 ...	13,59,100	Par	13,59,100.00	Par	1359,100.00
3½ per cent. Bobay Municipal Debentures ...	5,61,400	Par	5,61,40000	Par	5,61,400.00
3¼ Do. ...	3,84,500	; 9950	3,82,577.50	Par	3,84,500.00
	35,48,000	...	35,46,077.50	...	35,48,000.00
Gratuity Fund—					
4½ per cent. Bombay Municipal Debentures 1960-61 ...	145,100	Par	1,45,100.00	Par	1,45,100.00
3½ per cent. Bombay Municipal Debentures ...	66,900	Par	66,900.00	Par	66,900.00
	2,12,000	...	2,12,000.00	...	212000.00
Land R. and A. Fund—					
3½ per cent. Bombay Municipal Debentures ...	71,100	Par	71,100.00	Par	71,100.00
	71,100	...	71,100.00	...	71,100.00
Investment Reserve Fund—					
3 per cent. Conversion Loan 1986 ...	19,200	99.75	19,152.00	70.80	31,435.20
	25,200	100.94	25,436.22		
4½ per cent. Bombay Municipal Loan 1960-61 Budget B ...	81,300	Par	81,300.00	Par	81,300.00
4 per cent. Bombay Municipal Debentures ...	700	Par	700.00	Par	700.00
3½ Do. do. ...	2.18,700	Par	2,18,700.00	Par	2,18,700.00
3¼ Do. do. ...	7,400	Par	7,400.00	Par	7,400.00
3 Do. do. ...	800	Par	800.00	Par	800.00
	3,53,300	...	3,53,488.22	...	3,40,335.20
Annuities Fund—					
3 per cent. Conversion Loan 1946 ...	500	99.75	498.75	70.80	38,656.80
	52,500	100.94	52,184.69		
	900	Par	900.00		
	700	101.00	707.00		
4½ per cent. Bombay Municipal Loan 1960-61 ...	1,700	Par	1,700.00	Par	1,700.00
3½ per cent. Bombay Municipal Debentures ...	8,000	Par	8,000.00	Par	8,000.00
3 Do. do. ...	1,000	Par	1,000.00	Par	1,000.00
	65,300	...	65,797.94	...	49,356.80
Rent Equalisation Fund—					
3 per cent. Conversion Loan 1946 ...	1,600	101.00	1,616.00	70.80	1,132.80
3½ per cent. Bombay Municipal Debentures ...	25,200	Par	25,200.00	Par	25,200.00
3 Do. do. ...	8,100	Par	8,100.00	Par	8,100.00
4½ per cent. Do. ...	2,600	Par	2,600.00	Par	2,600.00
	37,500	...	37,516.00	...	37,032.80

Appendix No. 16-A.

Comparsion of Face, Purchase and Market Values as at 31st March 1962 of the different Securities held in the Sinking Fund.

N.B.—Special attention is invited to para. 17 of the Chief Accountant's Report.

Particulars of Securities	Face value.	Purchase rate per cent.	Book value.	Market rate per cent.	Value at Market rate, (Municipal and Improvements Trust Debenture being valued at par).
	Rs.		Rs.		Rs.
4 per cent. Loan 1972 ...	10,00,000	Par	10,00,000.00	100.30	10,03,000.00
4 per cent. Loan 1980 ...	48,400	99.90	48,351.60	99.25	48,037.00
3¾ per cent. Government Loan 1974 ...	5,00,000	98.50	4,92,500.00	99.15	4,95,750.00
3½ per cent. National Plan Bonds ...	10,00,000	98.50	9,85,000.00	99.85	9,98,500.00
3 per cent. Conversion Loan 1946 ...	49,70,300	101.00	50,20,003.00	70.80	1,16,23,802.40
3 per cent. Conversion Loan 1946 ...	91,55,300	Par	91,55,300.00		
3 per cent. Conversion Loan 1946 ...	22,92,200	100.94	23,13,689.37		
3 per cent. Loan 1963-65 ...	1,94,700	98.00	1,90,806.00	98.65	1,93,058.05
3 per cent. Loan 1963-65 ...	1,000	92.50	925.00	98.65	
2¾ per cent. Government Loan 1976 ...	8,57,800	82.06	7,03,932.12	83.50	7,16,263.00
4½ per cent. Maharashtra State Development Loan 1972	40,00,000	Par	4,00,000.00	99.90	39,96,000.00
4½ per cent. Madras Co-op. Central L. M. B. Debentures...	10,00,000	99.00	9,90,000.00	96.30	9,63,000.00
4½ per cent. Bihar State Financial Corporation Bonds 1968	9,86,800	101.20	10,02,380.82	100.00	9,90,500.00
4½ Do. do. do. ...	3,700	£ 101.06	£		
4½ per cent. Andhra Co-op. Central L. M. B. Debentures.	20,00,000	Par	20,00,000.00	99.50	19,90,000.00
4½ per cent. Bombay State Development Loan 1969 ...	15,28,800	99.75	15,24,978.00	101.00	15,44,088.00
4½ per cent. Bombay State Development Loan 1971 ...	21,60,000	99.75	21,54,600.00	100.50	21,70,800.00
4½ per cent. Bombay State Co-op. Central L. M. B. Debentures.	15,00,000	99.25	14,88,750.00	99.50	14,92,500.00
4 per cent. Bombay State Development Loan 1967 ...	8,300	Par	8,300.00	99.25	8,237.75
4 per cent. Bombay Government Loan 1970 ...	5,00,000	Par	5,00,000.00	99.00	4,95,000.00
4 per cent. Bombay State Development Loan 1971 ...	1,96,200	Par	1,96,200.00	99.00	1,94,238.00
4 per cent. Maharashtra State Development Loan 1969 ...	20,00,000	Par	20,00,000.00	99.00	19,80,000.00
4 per cent. Madras Loan 1968 ...	91,800	97.97	89,935.31	98.20	90,147.60
4 per cent. Madhya Pradesh State Development Loan 1971....	18,400	99.00	18,216.00	97.95	17,986.00
4 per cent. Punjab Loan 1971 ...	9,77,700	99.68	9,74,571.36	97.25	9,50,813.25
5 per cent. Bombay Municipal Debentures ...	10,00,000	Par	10,00,000.00	Par	10,00,000.00
4¼ Do. do. ...	25,94,100	99.25	25,74,644.25	Par	25,94,100.00
4¼ Do. do. ...	47,51,000	98.75	46,91,612.50	Par	47,51,000.00
4¼ Do. do. ...	1,23,44,300	Par	1,23,44,300.00	Par	1,23,44,300.00
4 Do. do. ...	62,30,900	99.50	61,99,745.50	Par	62,30,900.00
4 Do. do. ...	4,22,000	99.25	4,18,835.00	Par	4,22,000.00
4¼ Do. do. ...	19,18,000	98.75	18,94,025.00	Par	19,18,000.00
4 Do. do. ...	96,100	Par	96,100.00	Par	96,100.00
4 Do. do. ...	50,27,300	Par	50,27,300.00	Par	50,27,300.00
4 Do. do. ...	16,23,900	Par	16,23,900.00	Par	16,23,900.00
Carried over ...	7,29,99,000		6,91,28,897.83		6,79,69,321.05

Appendix 16-A—*Concld.*

Particulars of Securities.	Face value.	Purchase rate per cent.	Book value.	Market rate per cent.	Value at Market rate, (Municipal and Improvement Trust Debentures being valued at par).
	Rs.		Rs.		Rs.
Brought over ...	7,29,99.000		6,91,28,897.83		6,79,69,321.05
3¾ per cent. Bombay Municipal Debentures ...	29,56,200	Par	29,56,200.00	Par	29,56,200.00
3½ Do. do. ...	99,52,800	Par	99,52,800.00	Par	99,52,800.00
3½ Do. do. ...	14,00,000	94.00	13,16,000.00	Par	14,00,000.00
3½ Do. do. ...	19,01,400	99.50	18,91,893.00	Par	19,01,400.00
3½ Do. do. ...	2,50,000	92.62	2,31,562.50	Par	2,50,000.00
3½ Do. do. ...	1,17,000	87.00	1,01,790.00	Par	1,17,000.00
3½ Do do. ...	400	86.87	347.50	Par	400.00
3½ Do. do. ...	15,500	86.12	13,349.37	Par	15,500.00
3½ Do. do. ...	2,77,000	87.75	2,43,067.50	Par	2,77,000.00
3½ Do. do. ...	1,75,600	85.50	1,50,138.00	Par	1,75,600.00
3½ Do. do. ...	16,500	84.00	13,860.00	Par	16,500.00
3½ Do. do. ...	79,15,800	Par	79,15,800.00	Par	79,15,800.00
3½ Do. do. ...	60,000	87.75	52,650.00	Par	60,000.00
3½ Do. do. ...	75,000	87.65	65,737.50	Par	75,000.00
3½ Do. do. ...	11,000	86.87	9,556.25	Par	11,000.00
3½ Do. do. ...	35,000	84.25	29,487.50	Par	35,000.00
3 Do. do. ...	2,51,08,300	Par	2,51,08,300.00	Par	2,51,08,300.00
4 per cent. Sterling Debentures ...	£25,000	£80.00	2,66,666.67	Par	3,33,913.04
6 per cent. Bombay Imprvement Trust Debentures ...	37,500	Par	37,500.00	Par	37,500.00
4½ Do. do. ...	18,100	Par	18,100.00	Par	18,100.00
4 Do. do. ...	15,07,000	92.75	13,97,742.50	Par	15,07,000.00
4 Do. do. ...	17,59,600	84.25	14,82,463.00	Par	17,59,600.00
4 Do. do. ...	1,32,200	84.50	1,11,709.00	Par	1,32,200.00
4 Do. do. ...	29,12,800	Par	29,12,800.00	Par	29,12,800.00
4 per cent. Bombay Port Trust Debentures ...	3,000	70.00	2,100.00	94.25	2,827.50
4 per cent. Calcutta Port Trust Debentures ...	11,39,000	97.75	11,13,372.50	97.25	11,07,677.50
4½ per cent. Nagpur Corp. Loan 1961-72 ...	5,00,000	99.00	4,95,000.00	100.00	5,00,000.00
4½ per cent. Madras Electricity Board Bonds ...	25,00,000	99.50	24,87,500.00	99.75	24,93,750.00
4½ per cent. Maharashtra State Electricity Board Bonds 1971 ...	15,00,000	99.75	14,96,250.00	100.00	15,00,000.00
4½ per cent. Gujrat do. ...	10,00,000	99.75	9,97,500.00	100.00	10,00,000.00
4½ per cent. Bombay State Fai. Corp. Bonds 1972 ...	10,54,400	Par	10,54,400.00	99.50	10,49,128.00
Total Rs. ...	13,73,30,100 £25,000		13,66,54,543.62		13,25,91,317.09

Appendix No. 16-B

Statement showing the amount of and object for which the Donations held under Public Monuments Maintenance Fund were received from different parties up to 31st March 1962.

Name of donor.	Object for which the donation is given.	Particulars of Securities.	Face value.	Rate per cent.	Book value.
			Rs.	Rs. a.	Rs. nP.
Sir Mangaldas Nathoobhoy ...	Donation for the maintenance of Sir Mangaldas Nathoobhoy Clock at Mumbadevi.	3 per cent. Conversion Loan of 1946 ...	500	Par	500.00
The Secretary, Tata Memorial ...	Donation for the maintenance of J. N. Tata Statue ...	Do. do. ...	1,200	Do.	1,200.00
The Secretary, Ranade Memorial ...	Donation for the maintenance of Ranade Statue ...	4 per cent. Bombay Improvement Trust Loan due 1962 ... 3 per cent. Conversion Loan of 1946 ...	1,000 200	Do.	1,200.00
Mr. P. J. Mistri ...	Donation for the maintenance of N. M. Petit Statue at Gowalia Tank Road ...	Do. do. ... Do. do. ...	2,000 1,000	Do. Do.	3,000.00
Messrs. J. D. Framroz, R. B. Jeejeebhoy and P. C. Sethna. ...	Donation for the maintenance of Sir D. M. Petit Statue ...	4 per cent. Loan 1980 ...	2,400	99 90	2,397.60
Mr. Cassumally Jairajbhoy Peerbhoy ...	Donation for the maintenance of a fountain at the junction of Hornby Road and Palton Road.	4 per cent. Loan 1980 ...	5,500	99 90	5,494.50
The Secretary, Montague Memorial Fund ...	Donation for the maintenance of the Montague Statue at the junction of Marine Lines and Church Gate Street. ...	3 per cent. Municipal Debentures ... 4 per cent. Loan 1980 ...	1,200 900	Par 99 90	1,200.00 899.10
Mr. Surajmal Hanmantrai ...	Donation for the maintenance of a public fountain at Princess Street. ...	4 per cent. Loan 1980 ... 3 per cent. Conversion Loan of 1946 ...	2,600 100	99 90 Par	2,597.40 100.00
Mr. Chaturbhuj Jivandas ...	Donation for the maintenance of the new Bandstand at Chowpatty ...	4 per cent. Government Loan 1980 ...	400	99 90	399.60
Mr. Jamnadas Dwarkadas ...	Donation for the maintenance of a water trough for watering Victoria horses and bullocks at the junction of Colaba and Pilot Bunder Roads.	Do. do. ...	400	99 90	399.60
Dr. K. E. Dadachanji ...	Donation for the maintenance of a fountain at the junction of Frere Road and Carnac Bridge.				
Mr. D. P. Kothare ...	Donation for the maintenance of a fountain at Mint Road ...				
Mr. K. D. Dhuru ...	Donation for the maintenance of a fountain at the junction of old Purbhadevi and Cadell Road.	4 per cent. Government Loan 1980 ...	15,300	99 90	15,284.70
Mr. Gokuldas Karsondas Shroff ...	Donation for the maintenance of a cattle trough and drinking fountain at Lady Jamshedji Road.	3 per cent. Conversion Loan of 1946 ...	100	Par	100.00
Mr. Fattechand Revaldas ...	Donation for the maintenance of a fountain at Narayan Dhuru Street. ...				
Mr. Hansraj Pragji ...	Donation for the maintenance of a cattle trough at Clerk Road ...				
Mr. F. P. Pavri ...	Donation for the maintenance of a drinking fountain at the junction of Cadell Road and Old Purbhadevi Road.	4 per cent. Loan 1980 ...	600	99 90	599.40
The Secretary, Dr. Dadabhoy Naoroji Memorial Fund.	Donation for the maintenance of the Statue of Dr. Dadabhoy Naoroji ...	4 per cent. Loan 1980 ...	1,400	99 90	1,398.60
Mr. Khimji Madon Bhujpuria ...	Donation for the upkeep of a water trough on site opposite the Jamshed Mill.	4 per cent. Loan 1980 ...	600	99 90	599.40
Mr. L. R. Tairsee ...	Balance out of donation received from Mr. L. R. Tairsee for the construction of a cattle trough at the top end corner of Walkeshwar near "Tin Batti".				
		Carried forward Rs. ...	37,400		37,369.90

Appendix No. 16-B.—*Concluded.*

Name of donor.	Object for which the donation is given.	Particulars of Securities.	Face value.	Rate per cent.	Book value.
			Rs.	Rs. nP.	Rs. nP.
		Brought forward Rs. ...	37,400		37,369.90
Mr. N. P. Wadia ...	Balance out of donation received for construction of three cattle troughs at Bhoiwada Road, Parel Tank Road and Sewree Cross Road.	4 per cent. Loan 1980 ...	1,200	99 90	1,198.80
Mr. F. B. Jeejeebhoy ...	Balance out of donation received for the construction of a public fountain and water trough at the jujction of Suparibag Road and Government Gate Road.	4 per cent. Loan 1980 ...	1,500	99 90	1,498.50
Mr. Anantrao Vithoba Kowley ...	Balance out of donation received for the construction of a fountain and cattle trough at the junction of Bhawani Shankar Road and Gokhale Road.	3 per cent. Conversion Loan 1946 ...	1,500	Par	1,500.00
Mr. Ramdas Raghowji Govindji ...	Balance out of the donation received for the construction of a fountain and cattle trough at Cavel Street.	Do. do. ...	1,700	Par	1,700.00
Mr. C. K. Kakade ...	Balance out of the donation received for the construction of a fountain at Bellasis Road.	4 per cent. Loan 1980 ...	200	99 90	199.80
Hon. Secretary, Lok. Tilak Memorial Committee ...	Donation for the maintenance of the Statueof Lok. Tilak at Chowpatty Sands.	3 per cent. Conversion Loan 1946 ...	1,400	Par	1,400.00
Mr. M. E. Joshi Memorial Committee ...	Donation for the maintenance of the marble bust of Mr. M. E. Joshi at Parsi Colony, Dadar.	3 per cent. Municipal Debentures ...	500	Par	500.00
*Sir Patrick Kelly Memorial Committee ...	Donation for the maintenance of the Statue of Sir Patrick Kelly, Kt., C.I.E., opposite Crawford Market.	3 per cent. Conversion Loan 1946 ...	800	101	*808.00
Joint Honorary Secretary, Dr. A. G. Viegas Memorial Committee.	Donation for the maintenance of the Statue of the late Dr. A. G. Viegas at Dhobi Talao.	3 per cent. Municipal Debentures ...	500	Par	500.00
Khan Bahadur Kawasji J. Petigara Memorial Committee.	Donation for the maintenance of the Statue of Khan Bahadur K. J. Petigara.	3 per cent. Conversion Loan 1946 ...	500	Do.	500.00
Sir Dinshaw Watcha, Kt., Memorial Committee ...	Donation for the maintenance of the Statue of Sir Dinshaw Watcha, Kt. ...	Do. do. ...	500	Do.	500.00
Trustees of late Kassambhai Vali Gangji's Estate ...	Donation for the maintenance of a drinking fountain at the junction of Sandhurst Road and New Chinchbunder Road.	Do. do. ...	1,700	Do.	1,700.00
Bai Muktabai W/o of Dr. M. V. Parulekar ...	Donation for the maintenance of a drinking fountain at Lakhamsey Napoo Road.	Do. do. ...	500	Do.	500.00
Mr P. S. Gaikawad ...	Donation for the maintenance of a drinking fountain near Round Temple, Sandhurst Road.	Do. do. ...	700	Do.	700.00
Ramji Kersonji ...	Donation for maintenance of Fountain at King's Circle ...	Do. do. ...	500	93 19	485.94
Fire Services Committee ...	Donation for maintenance of Monument erected to commemorate the services of members who lost their lives in explsion of 1944.	Do. do. ...	1,000	93 25	932.50
Parsi Federal Council ...	Donation for maintenance of statue of Shri H. C. Adenwala at Vir Nariman Road.	3½ per cent. Municipal Debentures ...	1,000	Par	1,000.00
		Total ...	53,100		52,993.44
Mrs. A. M. Stewart ...	Donation for maintenance of Cemetery No. 20 at Antop Hill for the European Jewish Community.	3 per cent. Municipal Debentures	2,500	Par	2,500.00
Rao Bahadur Elappa Balaram ...	Donation for the maintenance of a Charitable Dispnesary at Kamathipura ...	4 per cent. Bombay Improvement Trust Loan due 1966 ...	5,000	Par	19,500.00
		4 per cent Bombay Improvement Trust Loan due 1972 ...	14,500	Do.	
Bai Lingoobai, widow of Rajanna Jaloo ...	Do. do. do. do. ...	3 per cent. Conversion Loan 1946 ...	10,700	Do.	10,700.00
Colaba Free Dispensary ...	Donation for the maintenance of Assets of the dispensary taken over by the Municipality on its taking over the dispensary.	4 per cent. Government Loan 1980 ...	1,200	99 90	1,198.80
Joint Honorary Secretaries and Treasurers, George V Anti-Tuberculosis League.	Donation for the maintenance of Assets transferred to the Municipality on its taking over the Legue.	3 per cent. Conversion Loan 1946 ...	1,000	Par	21,000.00
		4 per cent. Municipal Debentures ...	20,000	Do.	
Mr. Shapurji Sorabji ...	Donation in connection with the house in Khetwadi given by him for being used as a Maternity Home.	3 per cent. Conversion Loan 1946 ...	5,000	Do.	10,000.00
		3 per cent. Conversion Loan 1946 ...	5,000	Do.	
Messrs. Little & Co. ...	Amount representing balance out of the amount set part for the purchase of Bai Gowrabai Dispensary Building at Kamathipura.	4 per cent. Loan 1980 ...	2,900	99 90	2,897.10
Do. ...	Donation for meeting charges for repairs, etc., to Bai Gowrabai Dispensary at Kamathipura.	3 per cent. Municipal Debentures ...	5,000	Par	5,000.00
Unspent balance out of the donation from the estate of the late Mr. Mahomed Haji Saboo Sidick.	Donation for establishing and maintaining Maternity Homes in Bombay ...	3 per cent. Municipal Debentures ...	52,600	Par	52,600.00
		Total ...	1,25,400		1,25,395.90
					1,78,389.34
Cash held with the State Bank of India ...					*92.00
		Grand Total Rs. ...	1,78,500		1,78,481.34

* The balance of Cash after reinvestment of the proceeds of 3½ per cent. Loan 1947-50 repaid by Government in respect of this donation is presently held in Cash with the State Bank.

Appendix No. 16-C

Statement showing the amounts of and object for which the endowments held under Endowment Fund were received from different parties — upto 31st March 1962.

Name of donor.	Object for which the endowment is given.	Particulars of Securities.	Face value.	Rate per cent.	Book value.
	Scholarships and Prizes.		Rs.	Rs.	Rs. nP.
The Bhawnagar Durbar ...	"Bhawnagar State Entrance Scholarship" at G. S. M. College ...	4 per cent. Government Loan 1980 ...	5,900	99 90	5,894.10
Dr. N. A. Purandare ...	"Savitribai Purandare Prize" at K. E. M. Hospital ...	Do. do. ...	300	99 90	299.70
		3 per cent. Conversion Loan 1946 ...	100	Par	100.00
Mr. Tulsidas H. Parekh ...	"Bai Bachubai Thakurdas Parekh Entrance Scholarship" at G. S. M. College.	4 per cent. Government Loan 1980 ...	3,700	99 90	3,696.30
Mr. Lalji Naranji ...	"Lalji Naranji Scholarship" at G. S. M. College ...	Do. do. ...	4,500	99 90	4,495.50
Mr. Chaturbhuj Gordhandas Sunderdas ...	"Chaturbhuj Gordhandas Sunderdas Scholarship" and Bai Gangabai Gordhandas Sunderdas Scholarship" at G. S. M. College.	Do. do. ...	9,000	99 90	8,991.00
Dr. (Mrs.) Dossibai Jehangir Rattanshaw Dadabhoy, M.D., M.R.C.P. (Lond).	"Awabai Rattanshaw Dadabhoy Scholarship" at G. S. M. College ...	Do. do. ...	3,900	99 90	3,896.10
		3 per cent. Conversion Loan 1946 ...	200	Par	200.00
Mr. Jehangir Rattanshaw Dadabhoy ...	"Rattanshaw Dadabhoy Scholarship" at G. S. M. College ...	4 per cent. Government Loan 1980 ...	3,900	99 90	3,896.10
The Honorary Staff and Professors of the K. E. M. Hospital and G. S. M. College.	"Bahadurji Memorial Scholarship in Surgery" at G. S. M. College. ...	Do. do. ...	3,900	99 90	3,896.10
		3 Per cent. Conversion Loan 1946 ...	2,100	93 44	1,962.19
		3 per cent. Municipal Debentures ...	100	Par	100.00
The Trustees of Dr. Choksy's Entertainment Fund.	Donation for endowing a Gold Medal called "Sir Nusserwanji Choksy Memorial Prize Medal" at G. S. M. College	4 per cent. Government Loan 1980 ...	300	99 90	299.70
		3 per cent. Government Loan 1963-65 ...	300	98 37	295.12
			200	98 00	196.00
H. H. Maharana Shri Sir Doulatsingji, K. C. I. E., Thakore Saheb of Limbdi.	Donation for awarding a gold medal and a miniature replica or theChallenge... Cup.	3 per cent. Conversion Loan ...	1,900	93 44	1,775.31
Dr. Shirwalkar Memorial Fund Committee ...	"Dr. Shirwalkar, General Proficiency Scholarship and Medals" at G. S. M. College.	3 per cent. onversion oan 1946 ...	6,000	Par	6,000.00
		Do. do. ...	3,000	Par	3,000.00
		4 per cent. Municipal Debentures ...	2,000	Par	2,000.00
Mr. Dhaungavri Rangildas Desai ...	Donation for endowing two prizes of Rs. 20 each to the Nurses of the K.E.M. Hospital.	4 per cent. Bombay Port Trust Bonds 1913 ...	1,000	Par	1,000.00
Dr. E. Moses ...	"Mrs. Abigail Elijah Moses Prize" at K. E. M. Hospital ...	3 per cent. Conversion Loan 1946 ...	500	Par	500.00
		3 per cent. Conversion Loan 1946 ...	100	101 00	101.00
		3 per cent. Conversion Loan 1946 ...	1,000	Par	1,000.0
		4 per cent. Government Loan 1980 ...	9,000	99 90	8,991.00
		3 per cent. Government Loan 1963-65 ...	1,200	98 37	1,180.50
Messrs Win and Co., Solicitors, on behalf of the executors of the will of the late Mr. Kassamji Ranchhodji Desai.	"Kassamji Ranchhodji Prize" at K. E. M. Hospital ...	3 per cent. Conversion Loan 1946 ...	900	101 00	909.00
		3 per cent. Municipal Debentures ...	300	Par	300.00
		3 per cent. Conversion Loan 1946 ...	500	Par	500.00
Dr. H. D'Sa ...	Mrs. D'Sa Memorial Gold Medal at G. S. M. College	4 per cent. Bombay Port Trust Debentures ...	3,000	Par	3,000.00
Mrs. Laxmibai Kane ...	Dr. G. W. Kane Memorial Gold Medal at G. S. M. College ...	3 per cent. Conversion Loan 1946 ...	1,200	101 00	1,212.00
Mr. N. Dhume ...	Narayan Dhume Prize at G. S. M. College" ...	3 per cent. Conversion Loan 1946 ...	1,000	Par	1,000.00
Mr. Parmanand Krishnarao Rele ...	Dakumath Krishnarao Rele Prize ...	3 per cent . Conversion Loan 1946 ...	500	101 00	505.00
Prof. Khanolkar Farewell Fund Committee ...	Prof V. R. Khanolkar Prizes ...	3 per cent. Conversion Loan 1946 ...	5,700	Par	5,700.00
		Do. ...	1,900	Par	1,900.00
Dr. P. T. Patel Memorial Fund Commitee ...	Dr. P. T. Patel Entrance Scholarship at G. S. M. College ...	Do. ...	5,200	Par	5,200.0
		Do. ...	100	Par	100.00
Do. Do. ...	Dr. P. T. Patel Prize at G. S. M. College ...	Do. ...	3,100	Par	3,100.00
Seth G. S. M. College & K. E. M. Hospital Staff Farewell Fund Committee. ...	The Seth G. S. M. College and K. E. M. Hospital Staff Fund for awarding prizes and making grants for attending Medica and Scientific conferences ,etc. ...	Do. ...	9,400	Par	9,400.00
		Do. ...	1,700	Par	1,700.00
		...	2,100	Par	2,100.00
		Do. ...	9,000	Par	9,000.00
Dr. R. N. Cooper. ...	Jangoo Shavaksha Marzban Prize ...	Do. ...	1,900	Par	1,900.00
Dr. R N. Cooper. ...	Bai Banoobai Nusserwanji Cooper Prize ...	Do.	500	Per	500.00
Lakdawala Sisters ...	Mrs. Soonamai Bapuji Cama Prizes ...	Do. ...	34,000	Par	34,000.00
Dr. Padshah Memorial Committee ...	Dr. Padshah Research Scholarship ...	Do. ...	1,900	Par	1,900.00
Mr. V. H. Hazrat ...	Miss .Manorama Hazrat Memorial Prize ...	Do. ...	1,600	Par	1,600.00
Dr. R. V. Phansalkar ...	Vasant Phansalkar Memorial Prize ...	Do. ...	1,000	Par	1,000.00
Dr. K. W. Dani ...	K. W. Dani Scholarship at G. S. M. College ...	Do. ...			
		Scholarships—Total. Carried over Rs. ...	1,50,600		1,50,291.72

Name of donor.	Object for which the endowment is given.	Particulars of Securities.	Face value.	Rate per cent.	Book value.
	Scholarships and Prizes.				
		Brought forward Rs. ...	Rs. 1,50,600	Rs. a.	Rs. nP. 1,50,291.72
Dr. A. L. Nair ...	Dr. A. L. Nair Memorial Scholarship and Prize Distribution Fond" at T. N. M. College ...	3 per cent. Conversion Loan 1964 ...	7,300	Par	7,300.00
			1,200	71.00	852.00
Master Vishvanath Narayan Sambhoo and Dr. N. V. Ajinkya. ...	"Master Vishwanath Narayan Sambhoo scholarship and Dr. N. V. Ajinkya's Silver Medal" at T. N. M. College ...	Do. ...	3,200	Par	3,200.00
Dr. V. G. Rele ...	Dr. V. G. Rele "Gold Medal" at T. N. M. College ...	Do. ...	3,400	Par	3,400
Dr. D. B. Pandya ...	"Dr. D. B. Pandya's Prize in Books" at T. N. M. College. ...	Do. ...	1,000	Par	1,000.00
Dr. H. A. Maniar ...	"Dr. H. A Maniar Gold Medal" at T. N. M. College ...	Do. ...	1,000	Par	1,000.00
Shankarsheth Family ...	For maintenance of a bed at B. Y. L. Nair Hospital ...	Do. ...	30,500	Par	30,500.00
Dr. P. C. Bharucha ...	"For the library at G. S. M. College" ...	3 1/4 per cent. Bombay Municipal Debentures ...	99,000	100.50	99,495.00
Dr. Bacha Memorial Fund ...	"For purchase of books and journals for the library at G. S. M. College ...	3 per cent. Conversion Loan 1946 ...	25,000	Par	25,000.00
Dr. N. A. Purandare Prize ...	"Dr. N. A. Purandare Prize in midwifery and Gynaecology" ...	Do. ...	100	Par	100.00
		4 per cent. B. I. T. Debentures ...	1,000	Par	1,000.00
		4 per cent. Municipal Debentures ...	3,500	Par	3,500.00
Dr. Dudha ...	"Dudha Memorial Fund ...	3 per cent. Conversion Loan 1946 ...	1,600	99 50	1,592.00
Dr. D. D. Sathe ...	"D. D. Sathe Prize in Anatomy ...	3 per cent. Conversion Loan 1946 ...	1,000	99 50	995.00
Dr. Miss S. R. Malyankar ...	Miss S. R. Malyankar Prize ...	3 per cent. Conversions Loan 1946 ...	300	99 62	298.87
M. M. Parab ...	M. M. Parab Endowment Prize ...	4 per cent. Municipal Debentures ...	4,400	Par	4,400.00
The President T. N. M. College Student's Gathering Committee.	Mahatma Gandhi Memorail Fund. ...	3 per cent. Conversion Loan 1946 ...	1,400	98 44	1,378.12
Dr. A. E. D'Sa ...	The Clemantina Desa Scholarship ...	3 per cent. Conversion Loan 1946 ...	10,000	97 19	9,718.75
Dr. P. F. Soonawala ...	Dr. Soonawala gold medal in medicine ...	Do. do. ...	4,000	97 37	3,895.00
Dr. S. B. Parchure ...	Dr. Parchure prize ...	3 per cent. Conversion Loan 1946 ...	3,000	97 37	2,921.25
		Do. do. ...	2,500	Par	2,500.00
Dr. M. N. Billimoria ...	Dr. Manek Billimoria pirze in Pathology ...	3 per cent. development Loan 1970-75 ...	500	Do.	500.00
Dr. Variava ...	Dr. Variava Scholarship in Anatomy ...	3 per Convertion Loan 1946 ...	1,000	93 00	930.00
Shri Ladha Chapsi ...	Shri Ladhya Chapsi Scholarship ...	Do. do. ...	16,100	92 97	14,967.97
Trustees of the Estate of the late Dr.Homi D. Gandhi	Dr. Homi D. Gandhi Scholarship ...	Do. do. ...	3,500	81 02	2,839.37
		Do. do. ...	15,100	80 25	12,117.75
Dr. G. P. Nair ...	Dr. G. P. Nair Scholarship for Embloroyology ...	Do. do. ...	600	81 12	486.75
		Do. do. ...	3,000	80 25	2,407.50
Smt. Shushila M. Desai ...	Donation for purchasinb Journals on Anesthesis and of a library on Anesthesia.	Do. do. ...	10,000	Par	10,000.00
		4 per cent Municipal Debentures ...	1,500	100 25	1,503.75
Bombay Municipal Official Association ...	Donation from Municipal Official Association for awarding scholarships ...	Do. do. ...	10,000	99 25	9,925.00
		4 per cent. Bombay State Development Loan 1970 ...	400	99 87	399.50
Dr. P. M. Mehta ...	Mrs. Chandangavri Punamchand Mohanlal Mehta Prize ...	3 3/4 per cent. Municipal Debentures ...	1,000	Par	1, 000.00
Sheth G. S. M. College out of Silver Jubilee Fund	Kesarbai Kerkar Prize ...	4 per cent. Loan 1980 ...	1,500	99 90	1,498.50
Dr. J. N. Karande and Smt. G. N. Karande ...	Prize in midwifery and Gynoecology ...	3 per cent. Converison Loan 1946 ...	3,500	Par	3,500.00
Smt. Kamala R. Dhayagude ...	Dr. R. G. Dhayagude Prize ...	4 per cent. Bombay State Development Loan 1970 ...	4,900	99 87	4,893.87
Dr. S. G. Vengsarkar Farewell Function Committee. ...	Dr. S. G. Vengsarkar farewell Fund Prize" ...	3 per cent. Conversion Loan 1946 ...	700	74 37	520.62
Dr. L. H. Hiranandani ...	Dr. L. Hiranandani Scholarship ...	3 per cent. Coversion 1946 ...	6,000	Par	6,000.00
Dr. B. N. Purandare ...	Dr B.N. Purandare Medal ...	3 per cent. First Development Loan 1970-75. ...	1,000	Par	1,000.00
		4 per cent. Madras Loan 1957 ...	500	Par	500.0
Staff and Student's of K.E.M. Hospital and G.S.M. College.	Dr. N. D. Patel Prize in Medicine, Dr. D. N. Patel Prize in Surgery and Dr. N. D. Patel Lectures ...	4 per cent. B. I. T. Debentures 1973 ...	11,000	97 20	10,692.00
Dr. A. S. Paranjape Dr. G. M. Phadke ...	For purchase of Journals in Marathi ...	Do. ...	1,000	Do.	972.00
Dr. S. G. Joshi ...	Dr. S. G. Joshi memorial Prize ...	3 per cent. Coversion Loan 1946 ...	3,000	73 30	2,202.00
Smt. Kamala R. Dhayagude ...	Dr. Dhayagude Prize for Nurses at K. E. M. Hospital ...	4 per cent. M. B. D. 1959 ...	2,000	99 75	1,995.00
	Purchased out of accumulations of interest in repect of Endowment fund of Bai Bachubai Nesarwanji Kooper Prize. ...	3 per cent. Conversion Loan 1946 ...	7,200	73 65	5,302.80
		4 per cent. B. M. D. 1959 ...			
	Dr. K. G. Murisf Memorial Fund ...	3 per cent. Conversion Loan 1946 ...	28,000	Par	28,000.00
Dr. S. Patrao ...	Mrs. Jene Patrao Scholarship ...	Do. ...	7,000	Par	7,000.00
Dr. S. S. Krishman ...	Dr. E. S. Shankar Narayana Iyer's Prize ...	Do. ...	4,000	Par	4,000.00
Dr. H. D. Patel ...	Shri D. V. Patel Scholarship ...	Do. ...	7,400	Par	7,400.00
Shri D. A. Karia ...	Doongershi A. Karia Prize ...	Do. ...	4,000	Par	4,000.00
Dr. P. V. Katrecha ...	Dr. V. K. Katrecha Gold Medal ...	Do.	3,500	Par	3,500.00
		Scholarship, Total Rs. ...	5,13,900		5,04,392.09

APPENDIX No. 16—C (*Concld.*)

Name of donor	Object for which the endowment is given.	Particulars of Securities.	Face value. Rs	Rate per cent Rs nP.	Book value. Rs. nP.
		Brought over Rs. ...	5,13,900		5,04,392.09
	Clothing.				
Messrs. Ardeshir Hormasji Dinshaw and Co., on behalf of the Advocate-General	Donation for the grant of warm clothing to patients discharged from the K. E. M. Hospital out of interest realised on securities. ...	3 per cent. Government Loan 1946 ...	30,600	Par	30,600.00
		4 per cent. Government Loan 1980 ...	14,800	99 90	14,785.20
		3 per cent. Loan 1963-65 ...	4,000	98 00	3,920.00
		4 per cent. Bombay Improvement Trust Debentures.	100	Par	100.00
		Clothing, Total Rs. ...	49,500		49,405.20
	Education.				
President, Dharmajirao Rokade Free Reading Room & Library	Donation for the Promotion of Education among the masses ...	3 per cent. Conversion Loan 1946 ...	900	Par	900.00
		Education, Total Rs. ...	900		900.00
	Poor Box Charity.				
Mr. Mansukhlal Chhaganlal ...	Donation towards the Poor Box charity Fund at K. E. M. Hospital ...	4 per cent. Government Loan 1980 ...	5,700	99 90	5,694.30
The Estate Agent, Bombay Improvement Trust on behalf of the staff. ...	Donation towards the Poor Box Charity Fund ...	4 per cent. Government Loan 1980 ...	100	99 90	99.90
Mr. Malloo Baloo ...	Donation in memory of B.i Raiabai Malloo Yadav towards the Poor Box Charity Fund ...	3 per cent Municipal Debentures ...	1,000	Par	1,000.00
		Poor Box Charity, Total Rs. ...	6,800		6,794.20
	Convalescent Home.		1,600	101	
		3 per cent. Conversion Loan 1946 ...	24,900	Par	26,616.94
			100	100 94	
		4 per cent. Government Loan 1980 ...	14,700	99 90	14,685.30
Dean, K. E. M. Hospital and purchased out of accumulated interest on the Securities held in the fund.	Donation out of Poor Box Charity Fund for a Convalescent Home ...	4 per cent. Bombay Port Trust Debentures ...	4,000	Par	4,000.00
		4 per cent. Bombay Improvement Trust Debentures...	24,000	Do.	24,000.00
		3 per cent. Bombay Municipal Debentures ...	76,900	Do.	76,900.00
		3½ per cent. do. do. ...	24,700	Do.	24,700.00
		3¼ per cent. Bombay Municipal Debentures ...	1,14,300	Do.	1,14,300.00
		4 per cent. do. do. ...	1,29,100	Do.	1,29,100.00
		3¾ per cent. do. do. ...	700	Do.	700.00
		4¼ per cent. do. do. ...	77,100	Do.	77,600.00
		4 per cent. do. do. ...	700	99 50	696.50
		4 per cent. Bombay Improvement Trust Debentures	500	Par	500.00
	Blood Bank.	Convalescent Home, Total Rs. ...	4,93,800		4,93,798.74
Seth Shantilal Mathuradas Parikh ...	Endowment for the maintenance of a Blood Bank (out of Rs. 1 lakh donated for construction and maintenance of Blood Bank). ...	3 per cent. Conversion Loan, 1946 ...	38,600	Par	38,600.00
		Total Amount in Securities Rs. ...	11,03,500		10,93,890.23
		Cash held with the State Bank of India Rs. ...			119.79
		Grand Total Rs. ...			10,94,010.31

* Cash Balance is in respect of Convalcent Home.

Appendix No. 17

Statement showing the Quantity and Value of Several Articles upon which Town duty was Levied during 1961–62 under Sec. 192 (1) of the Bombay Municipal Corporation Act of 1888.

Month and Year.	Grain of all sorts at nP. 12.50 per 37.32 Kilos.		Flour of all sorts at nP. 9.375 Per 37.32 Kilos.		Wines and spirits at Rs. 1 per 4.55 Litres.		Beer at nP. 12.50 per 4.55 Litres.		Sugar Molasses of Gur at nP. 75 per 50.80 Kilos.		Ghee at Rs. 1 per 12.70 Kilos.		Ghee Substitute at nP. 50 per 12.70 Kilos.		Timber at 3 per cent on Market Value		Firewood at nP. 56.25 per 1.02 M. Ton.		Charcoal at Re. 1 per 1.02 M. Ton.		Tea at nP. 01.125 per 0.45 Kilos.		Coal at nP. 43.75 per 1.02 M. Ton.		Dry date at nP. 37.50 per 50.80 Kilos.		Wet date at nP. 25 per 0.80 Kilos.		Cement at Re. 1 per 102 M. Tons.		Iron and Steel at Rs. 2.50 per 1.02 M. Ton.		PAPER				Tinned provision at 61 per cent advalorem.		Tinned provisions at 3½% advalorem.		Paddy at nP. 18 per 37.32 Kilos.	
																															News print at as Rs.31.25 per 50.80 Kilos		Card or other like purposes at Rs. 1 per 50.80 Kilos.		Straw Board at nP. 18.75 per 50.80 Kilos.							
	Kilos.	Amount of duty	Kilos.	Amount of duty	Litres.	Amount of duty	Litres.	Amount of duty	Kilos.	Amount of duty	Kilos.	Amount of duty	Kilos.	Amount of Duty	M. Tons.	Amount of duty	M. Tons.	Amount of duty	M. Ton.	Amount of duty	Kilos.	Amount of duty	M. Ton.	Amount of duty	Kilos.	Amount of duty	Kilos.	Amount of duty	M. Ton.	Amount of duty	M. Ton.	Amount of duty	Kilos.	Amount of duty	Kilos.	Amount of duty	Value	Amount of duty	Value.	Amount of duty	Kilos.	Amount of Duty
	2	3	4	5	6	7	8	9	10	11	12	13	14	15	16	17	18	19	20	21	22	23	24	25	26	27	28	29	30	31	32	33	34	35	36	37	38	39	40	41	42	43	44	45
		Rs.		Rs.		Rs.		Rs.		Rs.		Rs.		Rs.		Rs.		Rs.		Rs.		Rs.		Rs.		Rs.		Rs.		Rs.		Rs.		Rs.		Rs.		Rs.		Rs.
... by B.P.T.—																																								
...	91,888	308	24,461	62	17,134	3,766	18	1	3,156	51	47,412	3,733	...	...	16,38,735	48,262	7,167	3,953	193	139	2,85,860	19,851	...	...	2,67,236	1,973	11,40,090	5,611	33,496	30,878	24,292	59,540	14,48,326	8,909	53,350	1,051	3,603	13	22,01,234	1,37,577	...	...	1,166	3	...
...	54,102	181	21,727	55	1,747	381	113	3	686	10	45,533	3,428	...	...	22,25,151	65,765	5,331	2,940	291	285	3,53,646	24,859	...	...	2,66,911	1,970	1,43,662	707	24,321	23,845	19,193	47,043	11,49,200	7,069	77,633	1,528	6,096	23	19,04,912	1,19,058	...	...	2,332	3	...
...	19,167	64	...	...	3,088	679	2,470	68	...	...	...	...	...	...	6,32,039	18,962	59	33	...	...	4,71,166	32,721	...	...	23,258	190	3,048	15	16,715	16,386	12,747	34,995	17,36,578	10,645	70,351	1,384	...	...	4,01,810	25,113	...	...	...	...	...
...	...	...	...	...	7,467	1,641	154	4	...	...	...	...	...	...	9,91,165	11,705	34	19	...	...	5,34,078	37,089	...	...	5,66,763	4,184	...	7	15,707	15,400	21,437	54,995	17,50,478	10,938	70,351	1,384	...	...	2,12,176	14,511	...	...	...	...	...
...	7,950	13	...	...	6,477	1,424	391	11	...	...	...	...	...	...	4,42,253	13,269	...	...	...	...	3,33,598	23,167	...	...	10,01,643	7,394	1,473	7	18,613	18,248	34,081	83,533	19,97,342	12,287	53,346	1,050	9,729	36	3,14,781	19,674	...	...	...	...	...
...61	1,14,168	585	...	...	7,104	1,561	791	21	...	...	...	...	...	...	8, 7,059	26,912	189	104	...	...	2,56,970	15,830	...	...	7,56,970	5,588	3,51,060	1,737	12,637	12,390	50,686	1,24,231	19,93,136	23,272	53,346	1,050	...	...	4,43,175	27,711	...	...	...	...	...
...961	21,111	78	17,750	45	6,711	1,475	2,880	79	40,081	592	13,295	1,047	33,440	13,117	5,44,508	16,335	1,313	834	...	...	4,88,873	33,922	18	18	29,63,546	21,877	18,93,650	544	18,734	18,367	20,728	50,606	40,99,098	25,216	29,834	587	3,738	14	9,18,394	57,400	...	...	...	...	...
...1961	62,750	2 0	8,510	21	6,884	1,513	1,776	49	144	2	10,566	832	...	...	30,56,915	91,107	5,192	2,863	22	22	3,78,534	26,290	...	11	9,92,720	7,328	13,24,758	16,362	24,933	24,503	22,757	54,554	40,88,673	25,716	40,812	764	1,09,422	408	17,63,329	1,10,208	...	...	...	...	...
...1961	1,151 2	386	14,167	38	6,253	1,374	3,068	84	677	10	23,404	1,841	...	...	24,60,892	73,427	6,627	3,655	26	26	3,89,315	40,926	25	...	14,15,075	10,446	17,07,572	6,413	25,430	24,932	32,384	54,863	49,03,108	30,162	1,39,379	2,744	5,513	20	20,26,098	1,26,629	...	...	24,332	52	...
...1961	53,958	181	23,225	72	6,367	1,399	1,157	32	347	5	40,465	3,186	...	...	17,12,837	51,395	8,908	4,913	69	59	5,12,468	35,238	...	...	5,19,445	3,834	30,24,839	14,886	16,980	16,647	30,703	75,254	21,14,367	13,007	40,061	769	5,705	21	4,11,338	25,249	...	...	31,871	68	...
...62	19,054	586	11,707	29	6,732	1,480	241	6	317	5	22,254	1,752	132	6	20,56,309	61,689	10,262	5,659	174	170	3,27,217	22,723	...	...	8,48,725	6,265	9,36,646	14,452	22,598	22,155	33,518	82,153	24,96,110	15,109	1,80,285	3,349	...	...	5,866	22	5,96,147	37,239	...	...	...	...	...
Total ...	9,82,479	3,820	1,28,631	324	87,869	19,313	13,247	364	1,07,981	1,594	2,39,963	18,895	33,594	1,324	1,79,28,927	5,37,868	51,465	28,383	919	901	48,17,967	3,34,581	25	11	1,15,21,709	85,052	1,85,00,644	91,046	2,47,649	2,40,896	3,22,056	7,89,371	5,13,14,910	1,92,546	9,64,810	18,992	1,52,307	566	1,19,95,973	7,49,750	...	...	59,701	128	...
...ed by Central Railways—																																										
...	1,10,61,940	7,051	...	...	2,138	470	...	...	21,77,121	32,142	1,32,884	10,463	...	...	6,96,139	20,884	27	15	255	250	5,90,27	40,991	23,368	10,023	...	...	8,636	43	7,081	6,943	12,135	29,743	20,23,357	12,418	...	...	52,22,096	19,274	1,15,201	7,200	...	...	...	...	...
...	4,39 15 351	1,51, 86	...	...	...	...	38,152	1,048	21,49,980	37,647	1,62,130	12,766	...	...	16,15,457	48,464	15	8	363	356	3,08,727	22,8 8	21,535	9,237	...	...	...	...	6,412	6,286	24,762	60,692	9,91,443	6,199	...	...	27,04,682	10,042	1,85,758	11,610	...	...	1,101	2	...
...	3,31,45,296	11,1019	...	...	1,529	335	4,719	130	1,59,40,796	22,535	1,72,676	13,497	...	...	16,52,065	49,562	292	161	401	393	4,10,314	28,491	29,687	33,750	...	...	...	...	5,313	5,209	38,233	93,708	12, 8,066	7,432	...	...	37,64,377	13,894	2,30,918	14,432	...	...	6,400	14	...
...	2,13,51,837	71,516	...	...	4,830	1,062	7,109	195	26,28,578	38,808	1,15,173	9,069	...	...	20,23,056	60,719	919	518	640	628	6,50,815	45,196	65,157	27,547	415	3	833	4	6,219	6,127	22,275	54,843	16,51,133	10,157	...	...	37,43,152	13,816	1,92,136	12,321	...	...	49,514	106	...
...961	2,16,75,5 0	72,600	23,168	58	5,914	1,301	3,0 3	84	17,31,492	25,578	1,09,251	8,602	...	...	14,81,718	59,452	1,025	565	613	601	5,84,770	40,609	50,639	34,588	...	4	...	...	6,384	6,259	27,071	66,332	8,70,842	5,357	...	...	48 98,249	13,716	1,92,952	3,747	...	...	64,936	139	...
...1961	2,29,61 108	83,401	...	...	1,774	380	1,185	34	65,26,848	96,361	1,07,971	8,502	...	...	19,56,155	58,700	358	198	143	141	5,33,601	37,056	85,490	36,659	...	...	...	...	5,755	5,643	26,747	66,486	16,49,574	10,148	...	...	38,87,758	14,349	1,90,053	3,747	...	...	27,756	60	...
...1961	...1,15,692	73,070	23,168	58	3,412	750	8,242	226	41,06,718	60,631	1,46,381	9,164	...	...	19,15,608	57,168	418	231	19,312	18,934	7,18,373	49,884	58,504	25,094	...	...	...	...	5,687	5,573	26,653	68,171	15,20,161	9,351	...	...	34,49,349	13,061	1,90,156	6,572	...	...	22,998	49	...
...1961	3,59,69 714	1,20,477	...	...	910	200	...	...	68,61,049	1,01,295	1,12,023	8,821	...	...	14,94,192	44,825	415	229	16,185	17,829	6,23,459	48,076	48,753	20,911	...	...	...	...	4,836	4,742	35,695	87,960	14,69,161	9,037	...	...	30,75,031	11,350	67,323	4,208	...	...	...	...	...
...962	3,01,36,725	1,3,088	...	...	1,461	321	6,466	178	89,54,562	1,32,203	1,61,180	12,328	...	...	12,37,809	39,134	...	...	4,374	4,210	3,23,139	27,370	29,261	12,122	...	...	...	...	6 098	5,976	23,665	55,554	12,72,363	7,827	...	...	60,71,0 7	20,408	76,276	4,892	...	96	...	...	...
...962	2,57,72,502	80,323	...	...	4,786	1,052	...	...	65,49,146	96,690	1,37,768	10,434	...	...	17,50,241	52,507	1,398	571	64	67	4,41,776	30,079	16,332	7,005	746	6	10,241	50	6,402	6,356	29,695	97,293	13,57,275	3,376	...	...	1,39,422	515	81,734	2,171	...	...	...	...	...
...962	3,66,37,041	1,22, 13	...	...	...	...	...	...	31,86,151	47,040	1,17,230	9,232	...	...	12,31,825	36,956	6	4	511	5	3,470	241	34,111	14,611	...	...	...	...	2,587	2,536	25,184	61,728	3,92,224	2,413	...	...	1,51,917	561	14,096	881	...	...	...	...	...
...962	2,18,41,736	73,157	...	...	...	...	...	...	19, 3,277	28,100	1,24,098	9,772	...	...	16,21,725	48,652	...	...	163	162	2,91,447	20,331	33,521	14,378	...	...	...	...	...	...	...	...	...	...	...	...	...	...	...	...	...	...	...	...
Total ...	33,92,84,948	11,36,405	46,336	116	26,254	5,771	68,944	1,894	6,31,16,718	7,20,030	15,13,685	1,19,188	...	...	1,91,67,441	5,75,023	4,893	2,700	48 587	47,637	46,53,870	3,66,455	5,74,358	2,46,355	1,722	13	19,710	97	61,413	60,211	3,22,753	7,92,008	1,42,80,651	87,820	...	...	4,05,04,501	1,49,500	13,68,627	85,539	...	...	2,40,384	515	...
...ected by Western Rlys.—																																										
...961	1,93 48 628	47,608	1,76,130	325	164	36	50,122	1,406	4,98,624	7,361	36,754	2,894	...	...	10,50,469	31,514	2,066	1,140	1,328	1,302	8,000	480	1,119	100	...	...	1,160	50	1	1	2,606	6,510	7,823	48	1,025	27	2,062	9,93,138	62,071	...	...	...	...	...
...961	2,37,43,589	56,085	30,531	54	335	74	...	...	4,00,727	5,916	21,704	1,709	...	...	10,36,934	31,083	2,572	1,412	1,663	1,631	...	...	1,821	786	...	...	...	...	313	298	4,8 8	11,906	2,50,607	937	8,69,485	54,343	...	...	...	...	...
...961	2,60,97,540	86,226	23,601	51	5,564	1,258	51,567	1,361	2,20,836	3,261	32,777	2,581	...	...	5,85,882	17,607	2,862	1,571	1,801	1,766	3,350	201	835	360	...	...	...	...	1,812	1,777	5,569	13,648	2,75,814	1,032	7,59,192	49,949	...	...	...	...	...
...961	3,35,2 144	1,1769	...	...	375	149	54,738	917	3,10,065	4,633	35,205	2,722	...	...	10,89,500	32,686	3,721	1,483	1,179	1,156	3,580	214	1,796	575	...	...	...	...	850	834	4,526	11,095	...	...	15,036	963	13,15,197	82,209	...	...	...	...	...
...961	3,19 97,496	75,581	30,785	55	2,706	1,166	11,140	294	3,60,137	5,317	48,438	3,814	...	...	8,98,043	26,941	4,164	2,286	761	747	3 284	197	1,173	506	...	...	...	...	2,395	2,349	6,829	16,714	...	...	2,00,314	3,943	4,67,584	27,504	...	...	...	...	...
...er 1961	1,36,92 449	52,243	23,418	41	1,390	330	94,577	2,497	5,31,238	7,843	24,557	2,221	...	...	12,26,372	38,591	3,550	1,949	1,815	1,780	4,54,9	1,029	6,159	6,752	...	...	...	...	6,297	6,150	16,695	39,503	3,50,468	1,984	1,02,670	4,343	4,35,443	1,607	16,06,165	1,00,417	...	...	...	...	...
...961	1,64,84 341	38,918	...	...	4,390	99/	67,127	1,640	2,94,652	4,350	25,921	2,041	...	...	6,59,747	19,792	2,057	1,731	1,698	...	1,317	79	982	424	...	...	...	...	6,722	6,591	8,867	16,833	1,20,144	4,978	98	1,244	11,98,466	2,256	23,67,108	1,47,944	...	...	...	...	...
...961	88,58,250	20,253	1,11,408	197	118	26	48,731	1,287	59,844	894	1,384	425	...	...	5,69,497	17,085	1,754	975	291	286	9,200	552	526	227	...	...	...	...	2,516	2,467	825	2,023	...	...	6,76	134	4,66,466	1,745	4,16,202	26,013	...	...	...	...	...
...er 1961	2,71,79,759	64,201	1,05,404	187	2,759	612	48,615	755	2,69,747	8,412	31,738	2,499	...	...	4, 9,668	14,950	1,481	2,570	398	361	133	133	1,581	682	...	...	...	...	1, 80	1,942	1,772	3,182	9,956	61	...	...	1,44,836	542	10,76,659	67,291	...	...	...	...	...
...1962	1,82, 1,261	43,064	1,07,636	189	3,740	810	40,717	1,075	2,79,767	4130	57,291	4,512	...	...	8,08,534	24,256	4,693	2,527	637	625	7,100	426	1,132	489	...	...	...	...	6,061	5,943	1,949	4,874	1,52,508	931	...	...	3,6 348	1,350	10,65,315	66,770	...	...	...	...	...
...1962	1,61 0x 431	38,072	2,01,481	357	20,319	556	4,40,212	6,986	47,45	3,735	...	...	...	...	5,5 ,720	16,072	2,559	1,394	731	711	40,416	2,425	1,263	545	...	...	...	...	2,425	2,378	5,130	12,923	5,130	31	...	...	1,14,734	541	8,31,996	52,000	...	...	...	...	...
9.2	1,69,35,298	44,734	...	...	45,239	9,951	...	...	88,81,215	1,13,114	2,54,386	20,029	2,94,302	10,408	6,53,538	19,606	1,76	976	2,657	2,616	1,32,022	9,096	538	232	...	...	62,486	308	102	101	3,388	8,337	...	...	2,15,250	4,237	8,18,575	3,021	33,74,901	2,10,952	25,532	798	...	...	...
Total ...	26,42,10,556	6,37,546	8,15,446	1,456	34,763	8,450	5,03,947	12,858	43,66,601	65,580	4,20,412	33,421	...	...	98,23,361	2,88,803	38,589	20,864	11,663	12,421	94,747	5,684	18,114	7,433	678	44	1,160	50	32,598	31,965	67,555	1,24,076	2,35,107	1,435	91,541	1,804	26,36,624	10,341	1,12,06,663	7,00,417	...	...	...	...	...
...ected by S. & T.D.O.—																																										
51	75,56,475	21,307	...	...	52,692	11,569	...	...	86,72,467	1,29,033	1,59,846	12,586	1,31,940	5,104	8,52,732	25,582	1,948	1,079	2,694	2,652	1,00,348	6,932	...	...	...	...	304	1	9	9	3,652	8,997	1,73,185	107	24,339	4,789	6,11,050	2,256	21,71,126	1,35,695	18,250	570	...	...	...
61	61,46,666	23,276	1,978	5	46,723	10,278	...	...	96,95,628	1,43,138	1,59,673	12,572	2,56,628	10,105	9,68,387	29,052	1,096	607	3,506	3,451	1,51,364	10,428	...	...	...	...	304	1	91	90	5,004	12,313	...	...	3,15,535	6,211	5,30,631	2,958	15,83,736	98,983	12,582	393	...	...	...
61	62,02,054	20,721	2,239	6	58,106	12,782	...	...	89,61,688	1,32,353	1,47,233	11,593	1,31,017	8,160	6,90,676	20,720	1,516	834	3,192	3,142	1,5 ,240	10 648	38	17	...	...	...	...	87	87	4,933	12,141	8,636	53	3,17,079	6 241	5,28,903	1,992	13,64,991	85,312	18,466	577	...	...	...
61	63,65,795	21,319	19,638	49	54,292	11,943	...	...	87,36,733	1,28,982	1,29,557	13,823	95,242	3,746	4,67,616	14,028	800	413	972	937	1,29,907	8,950	3	1	1,828	13	2,641	13	26	26	4,261	10,486	1,066	7	1,89,541	3,731	4,39,541	1,622	9,60,014	61,601	14,994	469	...	...	...
1961	97,12,147	31,861	7,688	19	46,695	10,704	5,15,406	1,48,477	2,30,170	18,116	1,77,209	13,008	1,72,209	13	4,96,229	14,889	1,028	599	1,003	987	83,754	5,770	30	13	762	6	24,131	119	58	58	4,437	10 918	...	...	2,00,314	3943	4,67,584	1,726	15,34,280	97,893	19,308	603	...	...	...
...er 1961	1,13,71,321	38,063	335	1	59,174	13,017	...	...	99,79,556	1,38,472	2,02,295	15,924	2,02,929	7,984	5,4 ,930	16,318	708	392	872	859	1,44,865	9,984	2	1	...	...	1,066	5	114	113	4,896	12,048	1,041	6	2,7 ,789	5,320	4,35,443	1,607	16,06,165	1,00,417	27,752	867	...	...	...
1961	1,14 07,975	38,205	188	1	12,460	2,751	1,22,71,243	1,81,162	2,58,940	21,391	2,61,6 8	19,125	2,19,856	8,616	6,34,013	19,020	1,140	631	751	739	1,10,818	11,080	...	42	...	...	...	...	64	64	5,614	13,816	...	...	1,92,476	3,789	6,11,304	2,256	23,67,108	1,47,944	72,050	2,252	...	...	...
...er 1961	1,04,65,845	35,044	11,439	29	46,829	10,305	99,04,832	1,45,226	2,42,747	17,321	2,50,379	9,857	2,86,703	11,084	65,896	16,977	1,083	603	935	921	1,67,678	11,552	...	...	...	...	1,219	6	186	183	3,393	8,349	...	...	1,91,599	3,772	9,50,613	3,509	28,14,021	1,75,876	1,37,444	4,295	...	...	...
...er 1961	1,06,95,104	33,811	21,050	53	54,921	12,095	98 06,275	1,44,771	2,20,625	17,371	2,50,379	9,857	2,86,703	11,084	17,601	1,395	762	1,169	1,151	1,151	1,81,202	12,483	...	...	...	...	1,681	10	310	296	3,622	8,912	...	...	3,09,278	5,188	8,50,433	3,139	38,42,530	2,40,158	44,760	1,399	...	...	...
1962	76,81,586	28,226	...	...	68,980	15,223	1,02,22,194	1,50,911	3,16,589	24,927	2,45,1 2	9,651	6,52,423	19,573	1,693	938	1,799	1,771	1,95,184	13,853	145	63	...	...	889	4	226	223	4,631	11,396	...	...	1,06,154	2,089	7,47,565	2,759	40,84,058	2,55,254	21,834	682	...	...	...
...r 1962	70,90,930	23,748	7,987	20	45,956	12,309	...	...	1,16,57,030	1,77,094	2,40,137	18,908	1,96,084	7,720	6,64,303	19,931	1,672	926	3,651	3,594	1,32,915	9,157	367	159	1,676	12	3,911	19	110	109	4,523	11,130	...	...	1,07,100	2 108	6,42,751	2,372	38,45,665	2,40,354	13,454	421	...	...	...
1962	77,29,103	25,598	...	...	45,239	9,951	...	...	88,81,215	1,13,114	2,54,386	20,029	2,94,302	10,408	6,53,538	19,606	1,76	976	2,657	2,616	1,32,022	9,096	538	232	...	...	62,486	308	102	101	3,388	8,337	...	...	2,15,250	4,237	8,18,575	3,021	33,74,901	2,10,952	25,532	798	...	...	...
Total ...	10,17,23,755	3,42,749	72,534	183	6,48,385	1,42,686	...	...	11,77,07 667	17,37,733	26,08,240	2,06,360	23,84,516	98,370	77,76,505	2,33,255	15,815	8,760	23,201	22,840	17,44,298	1,19,934	1,226	530	4,316	32	98,932	486	1,383	1,359	52,354	1,28,333	1,83,928	173	24,41,464	51,468	76,34,132	28,177	2,95,49,198	18,46,819	4,26,426	13,326	...	...	...
...ected by Central Excise—																																										
1961	...	...	...	...	...	...	...	...	...	...	...	...	...	...	39,600	1,188	...	...	...	...	...	...	...	...	...	...	...	...	...	...	...	...	...	...	...	...	...	...	...	...	...	...	...	...
1961	...	...	...	...	...	...	...	...	...	...	...	...	...	...	14,760	440	...	...	...	...	...	...	...	...	...	...	...	...	...	...	...	...	...	...	...	...	...	...	...	...	...	...	...	...
1961	...	...	...	...	...	...	...	...	...	...	...	...	...	...	20,200	669	...	...	...	...	...	...	...	...	...	...	...	...	...	...	...	...	...	...	...	...	...	...	...	...	...	...	...	...
1961	...	...	...	...	...	...	...	...	...	...	...	...	...	...	...	...	...	...	...	...	...	...	...	...	...	...	...	...	...	...	...	...	...	...	...	...	...	...	...	...	...	...	...	...
st 1961	...	...	...	...	...	...	...	...	...	...	...	...	...	...	...	...	...	...	...	...	...	...	...	...	...	...	...	...	...	...	...	...	...	...	...	...	...	...	...	...	...	...	...	...
mber 1961	...	...	...	...	...	...	...	...	...	...	...	...	...	...	500	15	...	...	...	...	...	...	...	...	...	...	...	...	...	...	...	...	...	...	...	...	...	...	...	...	...	...	...	...
ber 1961	...	...	...	...	...	...	...	...	...	...	...	...	...	...	...	...	...	...	...	...	...	...	...	...	...	...	...	...	...	...	...	...	...	...	...	...	...	...	...	...	...	...	...	...
mber 1961	...	...	...	...	...	...	...	...	...	...	...	...	...	...	...	...	...	...	...	...	...	...	...	...	...	...	...	...	...	...	...	...	...	...	...	...	...	...	...	...	...	...	...	...
ary 1962	...	...	...	...	...	...	...	...	...	...	...	...	...	...	55,000	1,652	...	...	...	...	...	...	...	...	...	...	...	...	...	...	...	...	...	...	...	...	...	...	...	...	...	...	...	...
ary 1962	...	...	...	...	...	...	...	...	...	...	...	...	...	...	13,100	394	...	...	...	...	...	...	...	...	...	...	...	...	...	...	...	...	...	...	...	...	...	...	...	...	...	...	...	...
ch 1962	...	...	...	...	...	...	...	...	...	...	...	...	...	...	72,000	2,161	...	...	...	...	...	...	...	...	...	...	...	...	...	...	...	...	...	...	...	...	...	...	...	...	...	...	...	...
Total ...	...	...	...	...	...	...	...	...	...	...	...	...	...	...	2,15,100	6,457	...	...	...	...	...	...	...	...	...	...	...	...	...	...	...	...	...	...	...	...	...	...	...	...	...	...	...	...
n of the year by—																																										
...	9,82,479	3,820	1,28,631	324	87,869	19,313	13

Appendix

Income of the Bombay Municipal Corporation from the year

Years.	Valuation.	House Rate.	General Tax.	Wheel Tax and Tolls.	Licences for Trades, Land Conveyances Music etc.	Town Duties.	Cotton Duty.	Liquor Licences.	Tobacco Licences.	Fire Rate.
	TAXATION PROPER									
	Rs. Gross Valuation.	Consolidated Rates	Rs.	R.	Rs.	Rs.	Rs.	Rs.	Rs.	
1932-33 ...	14,41,33,933	@ 11%	1,20,42,747	10,70,340	1,71,385	11,27,188	8,28,856	1 43,750	3,50,771	@1%
1933-34 ...	14,32,51,802	Do.	1,22,45 281	10,57,393	1,69,759	14,02,738	8,86,189	1,43,750	2,54,247	Do
1934-35 ...	14,54,15,785	@ 12%	1,33,68,984	11,46,683	1,78,149	13,87,977	z758	1,43,750	3,65,150	Do.
1935-36 ...	14,72,00,410 Rateable Value	Do.	1,28,88,990	11,13,357	1,82,301	14,77,756		1,43,750	3,28,225	Do.
1936-37 ...	13,31,56,299	@ 11%	1,26,18,595	10,74,038	1,92,968	14,48,130		1,43,750	3,93,000	Do.
1937-38 ...	13,62,69,866	Do.	1,25,73,931	14,29,080	1,93,564	13,09,001		1,43,750	4,14,250	Do.
1938-39 ...	13,48,69,248	Do.	1,36,06,715	13,69,662	2,09,522	15,52,261		1,43,750	1,58,970	Do.
1939-40 ...	13,97,61,676	Do.	1,34,47,825	12,74,008	2,38,219	13,78,340		...	...	Do.
1940-41 ...	14,14,61,189	Do.	1,38,54,785	13,59,332	2,33,806	14,24,031		...	...	Do.
1941-42 ...	14,27,65,826	Do.	1,39,20,308	14,70,207	2,33,096	18,48,316		...	...	
1942-43 ...	14,63,63,848	Do.	1,47,94,959	18,14,308	2,32,983	14,82,649		...	...	Do.
1943-44 ...	15,93,54,514	Do.	1,53,51,010	16,46,989	2,57,465	16,17,662		...	...	Do.
1944-45 ...	16,00,98,370	Do.	1,59,44,469	17,58,787	2,62,101	19,40,054	...	...	...	Do.
1945-46 ...	16,71,69,555	@ 12%	1,83,61,824	18,75,449	2,74,845	20,95,634	...	...	...	Do.
1946-47 ...	17,14,40,860	⁄ 14	2,14,07,728	19,39,863	2,68,634	16,18,470	...	...	...	Do.
1947-48 ...	17,78,96,754	@ 14	2,29,65,301	23,39,246	6,07,008	87,75,728	...	...	...	@1% From 1-4-1947 to 30-9-1947 & @1½% From 31-3-1948, @1¼%
1948-49 ...	19,38,46,730	@ 14%	2,37,30,441	25,30,685	8,67,342	62,21,527	...	...	... *	
1950-51 ...	20,17,48,106	@ 14%	2,50,40,901	30,89,445	10,58,763	68,81,140	...	...	...	
1949-50 ...	20,35,42,407	@ 14%	2,61,90,737	38,80,736,	10,26,568	67,62,787	...	...	...	Do.
1951-52 ...	21,00,54,130	@ 14%	2,57,58,248	40,69,323	10,05,160	68,51,335	...	...	...	Do.
1952-53 ...	21,99,08,994	@ 17%	3,22,51,698	41,08,243	11,31,060	69,92,348	...	...	...	Do.
1953-54 ...	23,43,85,349	@ 17%	3,45,17,803	41,37,987	10,90,664	72,96,373	...	...	...	Do.
1954-55 ...	24,98,47,735	@ 17%	3,47,17,755	40,89,102	10,81,128	74,56,026	...	...	...	Do.
1955-56 ...	25,20,61,126	@ 17%	3,81,49,844	4,177.754	10,43,806	88,11,375	...	...	...	Do.
1956-57 ...	25,74,42,662	@ 17%	3,87,62,716	44,69,345	12,36,377	91,34,942	...	...	...	Do.
1957-58 ...	26,64,32,986	@ 17%	4,10,61,749	45,42,764	12,91,292	90,69,545	...	...	...	Do.
1958-59 ...	27,77,90,591	19%	4,01,61,279	46,76,066	12,61,138	91,76,288	...	...	...	Do.
1959-60 ...	28,92,71,848	19%	4,58,95,178	51,21,555	14,02,285	1,06,53,008	...	...	...	Do
1960-61 ...	30,60,45,289	19%	5,33,13,144	57,32,615	13,06,832	1,23,22,740	...	...	...	Do
1961-62 ...	31 62 89,043	19%	5,34,34,675	50,16,705	13,04,933	1,34,38,728	...	...	...	Do.

* Abolished with effect from 1-4-1934.
† As per S. C. R. No. 646, dated the 3rd October 1935

Appendix

Expenditure of the Bombay Municipal Corporation

Year.	General Superintendence.	Assessment and Collection.	Fire Brigade.	Public Works (Engineering) Department.	Public Health Department.	General Stores.	Pensions and Gratuities and Provident Fund.	Education.	Medical Relief.	Debt.	Contribution to Budget 'D'	Contribution to Budget 'F'
	Rs.	Rs.	Rs.	Rs.	Rs.	Rs.	Rs.	Rs.	Rs.	Rs.	Rs.	Rs.
1932 33 ...	3,85,083	4,66,482	3,02,499	55,88,550	31,88,898	62,292	8,16,812	32,45,592	17,13,017	1,33,53,226	...	...
1933-34 ...	3,77,708	4,58,593	2,69,016	53,90,313	29,83,376	61,293	9,48,829	32,30,720	16,56,005	1,32,22,310	...	...
1934-35 ...	3,12,069	4,53,999	2,94,402	50,68,619	29,08,983	62,330	9,85,621	32,02,997	16,48,684	1,25,93,943	...	...
1935-36 ...	4,57,885	6,21,859	3,31,127	51,72,046	28,31,750	75,535	10,01,238	32,11,219	16,85,887	1,23,43,455	...	...
1936-37 ...	4,73,635	6,35,879	3,56,413	53,03,448	28,66,924	76,752	10,58,470	33,86,264	17,96,734	1,19,45,222	...	...
1937-38 ...	4,71,811	6,28,592	4,16,289	58,01,823	29,68,240	73,772	9,34,532	35,06,561	19,15,745	1,20,46,808	...	...
1938-39 ...	5,23,131	6,58,051	3,40,593	59,84,010	29,84,995	74,450	11,70,589	36,44,231	19,51,873	1,21,88,098	...	...
1939-40 ...	5,03,569	6,71,512	3,45,411	61,16,547	31,69,113	75,741	12,08,364	38,33,790	20,72,534	1,23,36,073	...	...
1940-41 ...	5,17,249	7,50,916	3,36,242	63,91,043	32,92,424	73,870	12,47,477	41,76,076	21,11,929	1,24,94,119	...	...
1941-42 ...	5,11,192	7,62,592	3,39,989	62,17,370	31,75,222	75,905	12,73,507	41,55,226	19,34,992	1,26,83,919	...	...
1942-43 ...	5,29,154	7,71,691	3,30,152	60,10,818	32,21,516	76,290	12,74,070	42,41,771	20,62,631	1,25,66,415	...	...
1943-44 ...	5,61,389	7,84,471	3,39,551	63,23,562	35,01,906	76,435	13,19,918	47,57,820	23,58,896	1,24,57,713	...	...
1944-45 ...	5,79,837	7,88,907	3,47,768	69,55,431	35,55,521	83,096	13,58,305	53,85,510	24,14,403	1,24,88,638	...	...
1945-46 ...	5,58,655	8,06,728	3,96,054	77,91,051	37,34,719	84,367	14,77,878	61,20,008	28,34,880	1,24,41,110	...	...
1946-47 ...	7,72,645	8,81,317	5,38,505	78,41,842	50,26,744	1,03,181	18,43,104	70,60,722	27,40,313	1,23,57,002	...	...
1947-48 ...	10,16,124	11,45,857	6,43,478	86,18,307	61,66,675	1,16,263	21,56,182	85,33,534	36,65,010	1,26,83,239	...	...
1948-49 ...	10,95,735	12,54,892	8,85,966	1,28,97,027	69,45,720	1,25,330	21,99,272	99,67,434	48,01,853	1,31,19,033	...	...
1949-50 ...	13,12,774	13,16,860	7,10,044	1,12,54,092	73,64,70	1,29,606	21,44,468	97,69,199	54,94,647	1,31,81895	...	...
1950-51 ...	13,67,713	12,97,943	7,42,700	1,23,13,134	79,44,5162	1,38,794	23,26,943	1,02,85,106	63,36,012	1,39,45,162	...	...
1951-52 ...	13,88,149	13,03,440	7,72,330	1,21,61,117	73,42,667	1,37,804	24,36,332	1,19,69,469	71,09,191	1,57,26,528	10,00,740	...
1952-53 ...	14,90,681	13,78,895	7,82,425	87,05,404	1,11,48,484	1,59,425	23,39,377	90,35,823	78,65,585	1,88,48,872	12,96,071	...
1953-54 ...	15,40,664	12,95,436	9,58,763	89,88,668	1,18,91,705	1,53,685	24,86,785	1,03,01,869	74,98,75	2,09,54,663	13,14,495	...
1954-55 ...	15,34,067	13,25,447	8,67,343	92,46,554	1,18,50,858	1,61,900	27,48,996	1,04,57,542	80,30,490	2,14,72,354	13,71,000	...
1955-56 ...	16,32,595	13,70,851	8,81,733	97,10,707	1,26,77,947	1,74,068	24,76,153	1,11,59,478	79,11,101	2,29,14,514	14,08,166	...
1956 57 ...	17,20,090	12,86,012	8,81,528	93,12,430	1,27,50,662	1,77,306	29,64,102	1,21,37,857	91,53,056	2,63,66,234	16,87,867	...
1957-58 ...	17,64,326	13,67,325	8,83,359	1,43,86,915	1,34,83,819	1,92,080	30,25,613	1,23,38,244	93,75,013	2,72,24,997	17,60,440	4,40,110
1958-59 ...	32,81,832	18,35,176	11,58,928	1,63,65,781	2,07,15,438	2,93,878	29,07,609	1,43,53,212	1,36,91,222	2,86,15,943	17,37,063	4,34,266
1959-60 ...	27,01,918	20,08,899	12,21,264	1,69,42,780	2,08,02,105	2,86,175	32,47,069	1,39,34,656	1,52,67,451	3,09,02,629	17,04,807	4,85,202
1960-61 ...	34,80,481	22,25,916	14,49,036	1,72,97,708	2,29,94,381	3,20,451	30,13,722	1,44,86,817*	1,87,06,446	3,40,73,889	14,45,941	6,89,854
1961-62 ...	30,63,102	24,20,440	14,80,545	1,74,67,752	2,24,25,126	3,25,958	53,38,559	1,99,69,953	1,71,70,464	4,60,84,486	22,66,819	10,67,008

* This comprises of contribution towards Education Fund Rs. 1,22,45,469 and Expenditure on Secondary and higher Education Rs. 22,41,438.

No. 18.

1932-33 to the close of the Financial year 1961-62.

Services Rendered.					Miscellaneous.							
Fire Tax	Total Taxation Proper.	Halal-hore Tax.	Total Water Tax.	Total services rendered.	Returns from Property and Miscellaneous.	Transfer from B.E.S.T. Fund.	Transfer from Post war Reconstruction Fund	Total Income.	Year.	Population by Census	Incidence of Taxation per head of population.	Five Years average annual Income
Rs.	Rs.	Rs.	Rs.	Rs.	Rs.	Rs.	Rs.	Rs.	Rs.		Rs. a. p	Rs.
5'48,757	1,62,83,794	30,78,239	63,86,907	94,65,146	42,53,441			3,00,02,381	1932-33	1,161,383	22 2 9	
5,56,824	1,67,16,181	30,88,965	62,98,417	93,87,382	53,12,408			3,14,15,971	1933-34		22 7 7	
5,58,891	1,71,50,34	31,48,555	63,27,589	94 76,144	53,06,620			3,19,3,3106	1943-35		22 14 10	
5,37,641	1,66,72,020	30,08,828	67,05,265	97,14,093	59,90,34			3,23,76,453	1935-36		22 11 6	3,15,57,228
5,68,933	1,64,39,414	32,20,543	70,15,634	1,02,26,177	53,92,638			3,20,58,229	1936-37		22 15 4	
5,72,309	1,66,35,885	33,39,105	75,14,123	1,68,53,228	55,27,306			3,30,16,41	1937 38		23 10 8	
6,18,808	1,75,59,688	36,26,492	77,83,976	1,14,10,468	56,97,119			3,47,67,275	1938-39		25 0 6	
6,12,659	1,69,51,051	36,93,912	80,70,695	1,17,64,607	59,40,443			3,46,56,101	1939-40		24 11 7	3,49,67,653
6,46,399	1,75,18,353	37,82,518	82,25,310	1,20,07,828	61,05,584			3,56,31,765	1940-41	14,89,883	19 13 2	
6,33,068	1,81,04,995	37,55,679	86,29,048	1,23,84,727	62,76,481			3,67,66,203	1941-42		20 7 5	
6,67,934	1,89,92,833	38,74,536	91,31,751	1,30,06,287	69,02,821			3,89,01,941	1942-43		21 7 8	
6,97,400	1,95,35,526	41,21,425	1,00,15,685	1,41,37,110	67,40,897			4,03,98,533	1943-44		22 9 9	
7,24,083	2,05,29,494	43,02,628	1,10,25,653	1,53,28,281	70,19,841			4,29,77,616	1944-45		24 11 7	44,93,993
7,68,451	2,33,76,203	46,58,271	1,26,78,923	1,73,37,194	80,24,055			4,87,37,452	1945-46		27 5 3	
7,69,020	2,60,03,715	48,03,155	1,47,74,520	1,95,77,675	81,00,024			5,36,81,41	1946-47		30 9 6	
8,45,384	3,55,32,667	48,54,811	1,34,81,288	1,83,36,099	1,23,00,476		8,36,638	6,70,05,88(	1947-48		36 2 6	
12,31,631	3,45,81,626	50,63,233	1,32,65,684	1,83,28,917	1,50,87,663	5,00,000	28,88,151	7,13,86, 35	1948-49		35 8 1	
13,32,735	3,74,02,984	55,75,898	1,41,06,712	1,96,82,610	1,03,43,435	10,83,535	19,69,646	7,04,82,128	1949 50		38 5 1	7,16,04,744
14,11,578	3,92,72,406	50,55,599	1,34,20,811	1,84,76,410	1,23,40,799	11,18,325	7,75,700	7,19,83,640	1950 51	23,25,945	24 13 3	
14,96,233	3,91,80,299	58,12,908	1,60,60,149	2,18,72,057	1,27,92,801	25,75,611	7,29,946	7,71,50,714	1951-52		26 6 2	
14,86,108	4,59,69,458	61,20,440	1.75,90,901	2,37,11,341	1,20,25,294	28,75,682	...	8,45,8,1775	1952-53		130 4 1	4
15,45,190	4,85,88,026	62,75,274	1,8065,142	2,43,40,416	1,17,75,509	31,10,914	...	8,78,14,865	1953 54		31 8 10	
15,43,237	4,88,87,248	64,56,217	1,90,97,892	2,55,54,109	1,40,17,924	24,39,824	...	9,18,99,105	1954 55		32 2 11	
16,8,488	5,38,70,266	70,19,589	1,29,79,117	289,98706	1,36,05,309	37,54,670	...	10,02,28,952	1955 56	23,29,020	37 3 5	
16,10,644	5,53,14,024	72,46,052	2,35,65,451	3,08,11,503	1,46,61,376	40,20,110	...	10,48,07,013	1956 57		Rs. nP.	
18,13,946	5,77,79 296	73,79,744	2,53,22,808	3,27,02,552	1,50,56,142	40,36,488	...	10,95,74,478	1957 58		39 19	
17,79,054	5,70,53,825	8157,778	2,4737,8, 2	3,29,31,610	1,69,19,335	40,30,856	...	11,09,35,625	1958 59		38 88	
18,47,036	6,49,19,062	87,55,141	3,04,22,581	3,91,77,722	1,88,40,497	40,10,782	...	12,69,48,063	1959-60		44 97	
20,56,095	7,47,31,426	1 05,68872	3,56,85,344	4,62,54,216	1,94,23,881	19,33,325	...	14,23,42 848	1960-61	27,69 133	43 93	
21,34,027	7,53,29,068	1,02,85,623	3,72,61,592	4,75,47,215	12,99,15,978	5,00,000	...	15,32,92.261	1961-62	27,71,933	44 57	

No. 19.

from the year 1932-33 *to the close of the financial year* 1961-62.

Contribution to Fines Fund.	Contribution to Improvements Schemes.	Public Gardens.	Measures for Civil Defence.	Dearness Allowances.	Epidemic including disinfection charges.	Slum Service.	Works Carried out of Post War Reconstruction Fund.	Miscellaneous.	Total	Year	Five years Average annual expenditure.
	Rs.	Rs.	Rs.	Rs.	Rs.	Rs.	Rs.		Rs.		Rs.
	23,52,242	1,57,884			65,982			5,33,558	3,21,69,117	1932-33	
	(a) 32,84,740	1,57,141			67,759			4,43,796	3,25,51,599	1933-34	
	33,39,680	1,45,748			69,968			5,32,016	3,16,19,059	1934-35	
	33,42,690	1,34,179			69,050			2,15,609	3,12,97,539	1935-36	3,19,13,361
	32,22,391	1,35,584			64,436	4,14,500		1,92,837	3,19,29,489	1937-36	
	34,40,225	1,35,807			71,497			3,36,482	3,27,48,184	1937-38	
	34,29,454	1,56,149			73,545			3,04,181	3,34,84,350	1938-39	
	37,11,006	1,76,458		57,522	89,031			3,77,367	3,47,44,038	1938-40	3,45,63,300
	35,73,077	1,78,329		2,98,560	73,624			4,03,477	3,59,18,406	1940-41	
	36,88,945	1,65,322		3,08,010	74,621			5,54,709	3,59,21,521	1941-42	
	(b) 24,69,485	1,67,090	11,55,548	9,72,830	62,514			5,53,473	3,64,65,448	1942-43	
	(b) 26,26,997	1,95,468	3,81,622	24,45,180	99,097			8,66,424	3,90,96,449	1943-44	
	27,26,785	2,33,365	69,936	34,60,430	94,086			7,53,269	4,12,95,287	1944-45	434,72,503
	28,56,497	2,29,733	1,43,417	42,86,690	92,223	...		54,79,001	4,93,13,002	1945-46	
	9,99,589	2,50,306	Cr 23,189	57,43,782	97,661	...		29,58,806	5,11,92,330	1946-47	
	29,96,319	2,86,817	68,079	66,91,158	150,771	...	3,69,003	13,05,858	5,66,12,674	1947-48	
	31,71,923	3,80,474	...	96,31,083	2,83,234	...	4,33,714	16,86,538	6,88,79,228	1948-49	
	32,91,464	4,34,262	...	1,08,87,908	3,32,234	...	19,57,718	14,40,408	7,10,22,278	1949-50	7,01,25,368
	34,63,721	4,68,788	...	1,12,58,978	4,47,034	...	10,90,323	14,05,868	7,48,32,735	1950-51	
	36,28,232	4,99,873	...	1,10,21,951	4,59,660	...	5,04,689	24,18,493	7,92,79,925	1951-52	
	35,83,626	5,37,053	...	1,16,76,644	3,83,795	...	2,97,973	28,00,5 5	8,22,85,661	1952-53	
	36,99,386	5,90,432	...	1,15,47,541	7,09,299	...	2,520	20,74,202	8,60,06,843	1953-54	
	39,62,054	5,56,801	...	1,15,96,868	7,33,453	...	...	18,52,738	8,82,68,562	1954-55	8,97,77,219
	39,88,977	5,69,334	...	1,19,96,865	7,46,382	...	...	24,89,013	9,31,17,884	1955-56	
	43,75,170	5'49,972	...	1,21,37,388	7,74,425	...	...	29,33,049	9,92,07,147	1956-57	
	44,52,856	5,72,127	...	*1,24,89,414	8,38,297	...	...	26,59,128	10,72,54,063	1597-58	
	46,04,236	8,55,521	...		1192,434	...	...	13,80,462	11,23,28,001	1958-59	
1,16,254	47,44,009	9,32,770	Nil	...	11,94,445	...	...	10,77,679	11,75,56,112	1959-60	
86,886	47,27,647	10,13,646	...	...	13,18,993	...	...	17,75,558	12,88,26,371	1960-61	
1,26,791	54,67,393	9,49,248	...	...	14,30,712	...	...	18,94,808	14,89,49,164	1961-62	12,29,82,742

* D.A. Included under Establishment charges as per S.C.R. No. 1870/7-11-58 C.R. No. 1714/9-3-59.
(a) Include Rs. 10,94,913 on account of increased contribution payable towards.
Improvement Schemes due to the amalgamation of the City Improvement Trust with the Municipality with effect from 1-10-1938 under Bombay Act XII of 1933.
(b) The contribution is reduced by Bombay Act, No. XVI of 1942.

Appendix No. 20.

Contrasted Statement of income and Expenditure of the Bombay Municipal Corporation from 1932-33 to 1961-62.

Year.	Income.	Expenditure.	Difference	
			Surplus	Deficit.
	Rs.	Rs.	Rs.	Rs.
1932-1933 ...	3,00,02,381	3,21,69,117	...	21,66,736
1933-1934 ...	3,14,15,971	3,25,51,599	...	11,35,628
1934-1935 ...	3,19,33,106	3,16,19,059	3,14,047	...
1935-1936 ...	3,23,76,453	3,12,97,539	10,78,914	...
1936-1937 ...	3,20,58,229	3,19,29,489	1,28,740	...
1937-1938 ...	3,30,16,418	3,27,48,184	2,68,234	...
1938-1939 ...	3,47,67,275	3,34,84,350	12,82,925	...
1939-1940 ...	3,46,56,101	3,47,44,038	...	87,937
1940-1941 ...	3,56,31,765	3,59,18,406	...	86,641
1941-1942 ...	3,67,66,203	3,59,21,521	8,44,682	...
1942-1943 ...	3,89,01,941	3,64,65,448	24,36,493	...
1943-1944 ...	4,03,98,533	3,90,96,449	13,02,084	...
1944-1945 ...	4,29,77,616	4,12,95,287	16,82,329	...
1945-1946 ...	4,87,37,452	4,93,13,002	...	5,75,550
1946-1947 ...	5,36,81,414	5,11,92,330	24,89,084	...
1947-1948 ...	† 6,70,05,880	†† 5,66,12,674	1,03,93,206	...
1948-1949 ...	(*a*) 7,13,86,357	(*b*) 6,88,79,228	25,07,129	...
1949-1950 ...	(*c*) 7,04,82,128	(*d*) 7,10,22,278	...	5,40,150
1950-1951 ...	(*e*) 7,19,83,640	(*f*) 7,48,32,735	...	28,49,095
1951-1952 ...	(*g*) 7,71,50,714	(*h*) 7,92,79,925	...	21,29,211
1952-1953 ...	8,45,81,775	(*i*) 8,22,85,661	22,96,114	...
1953-1954 ...	8,78,14,865	(*j*) 8,60,06,843	18,08,023	...
1954-1955 ...	9,18,99,105	8,82,68,562	36,30,543	...
1955-1956 ...	10,02,28,952	9,31,17,884	71,11,068	...
1956-1957 ...	10,48,07,013	9,92,07,147	55,99,866	...
1957-1958 ...	10,95,74,478	10,72,54,063	23,20,415	...
1958-1959 ...	11,09,35,626	11,23,28,001	...	13,92,375
1959-1960 ...	12,69,48,063	11,75,56,112	93,91,951	...
1960-1961 ...	14,23,42,848	12,88,26,371	1,35,16,477	...
1961-1962 ...	15,32,92,261	14,89,49,164	43,43,097	...

† Includes (*i*) Transfer from P.W. R. Fund Rs. 8,36,638
(*ii*) Grant-in-aid from Government Rs. 30,00,000

†† Includes expenditure of Rs. 3,69,003 incurred on works carried out of P. W. R. Fund.

(*a*) Includes (*i*) Transfer from P. W. R. Fund Rs. 28,88,151
(*ii*) Grant-in-aid from Government Rs. 50,00,000

(*b*) Includes expenditure of Rs. 4,33,714 incurred on works carried out of P. W. R. Fund.

(*c*) Includes (*i*) Transfer from P. W. R. Fund Rs. 19,69,564.

(*d*) Includes expenditure of Rs. 19,57,718 incurred on works carried out of P. W. R. Fund.

(*e*) Includes Transfer from P. W. R. Fund Rs. 7,75,700.

(*f*) Includes expenditure of Rs. 10,90,323 on works carried out of the amount transferred out of the P. W. R. Fund.

(*g*) Includes transfer from P. W. R. Fund Rs. 7,29,946.

(*h*) Includes expenditure of Rs. 5,04,689, on works carried out of the amount transferred out of the P. W. R. Fund.

(*i*) Includes expenditure of Rs. 2,97,973. on works carried out of the amount transferred out of P. W. R. Fund.

(*j*) ,, ,, ,, 2,520 Do.

Appendix No. 21

IMPROVEMENT SCHEMES

General Financial Statistics

Particulars.	1957-58.	1958-59.	1959-60.	1960-61.	1961-62.
GENERAL ACCOUNT.	Rs.	Rs.	Rs.	Rs.	Rs.
Receipts.					
1. Land Revenue ...	67,23,578	67,22,086	69,78,058	78,18,839	78,44,542
2. Municipal contribution ...	44,52,856	46,04,236	47,44,009	47,27,647	54,67,393
3. Grant-in-aid from Government ...	14,56,456	7,55,669	7,64,138	5,10,978	5,13,144
4. Miscellaneous ...	4,64,856	3,24,277	2,64,532	1,93,655	3,89,219
	1,30,97,746	1,24,06,268	1,27,50,737	1,32,51,119	1,42,14,298
Expenditure.					
5. Maintenance of Properties and Streets ...	47,84,527	48,22,918	49,15,645	55,72,476	53,48,032
...	...	...	...	...	...
6. Debt Charges ...	76,12,432	75,91,819	75,81,932	76,80,809	81,36,040
	1,23,96,959	1,24,14,737	1,24,97,577	1,32,53,285	1,34,84,072
8. Surplus (+) or Deficits (—) ...	+7,00,787	—8,469	+2,53,160	—2,166	+7,30,226
Loans.					
9. Debt outstanding ...	14,79,89,206	14,68,95,030	14,60,27,803	15,21,31,051	15,32,57,770
10. Redemption and Sinking Funds in hand or invested ...	6,28,30,609	6,60,53,565	6,46,01,642	6,82,56,332	6,92,02,968
11. Net Loan Debt ...	8,51,58,597	8,08,41,465	8,14,26,161	8,38,74,719	8,40,54,802

Appendix No. 22

IMPROVEMENT SCHEMES

General Account for the year ending 31st March 1962

Particulars.	Amount.	Particulars.	Amount.
	Rs.		Rs.
To Revenue expenditure as per Appendix No. 24 ...	1,34,84,072	By Revenue Receipts as per Appendix No. 23 ...	1,42,14,298
Balance being Surplus for the year Transferred to Capital Account Balance Sheet) ...	+ 7,30,226		
Total ...	1,42,14,298	Total ...	1,42,14,298

APPENDIX No. 22A

Improvement Scheme A/c. Slum Clearance A/c. City (General A/c.) for the year ending 31st March 1962.

Particulars.	Amount.	Particulars.	Amount.
	Rs.		Rs.
To Revenue Expenditure ...	9,45,577	By Revenue Receipts under	
		(i) Rent and other proceeds of properties ...	5,97,560
		(ii) Interest and Profits on investments.	73,159
		(iii) Miscelianeous Recipts ...	...
			6,70,719
		Balance being deficit transferred to capital A/c Balance Sheet ...	2,74,858
	9,45,577	Total ...	9,45,577

APPENDIX No. 22 B

Improvement Schemes Account Slum Clearance Account Suburbs (General Account) for the year ending 31st March 1962.

Particulars.	Amount.	Particulars.	Amount.
	Rs.		Rs.
To Revenue Expenditure ...	33,570	By Revenue receipts as (i) Rent and other proceeds of properties	4,486
		(ii) Under contribution from Budget—'D' ..	11,26,722
Balance being surplus for the year transferred to Capital Account Balance Sheet	11,35,359	(iii) Under interest & profits on investments ...	37,721
	11,68,929	Total ...	11,68,929

Appendix No. 23

IMPROVEMENT SCHEMES

General Account

INCOME

Statement showing the Net Receipts during the Financial year 1961-62 from all sources as contrasted with the Original Budget Estimate.

Particulars.	Budget Estimate for 1961-62.	Revised Estimate for 1961-62.	Actuals for 1961-62.	Actuals for 1960-61.	Compared with the Original Estimate	
					More.	*Less*
1	2	3	4	5	6	7
	Rs.	Rs.	Rs.	Rs.	Rs.	Rs.
I.—Rents and other Proceeds of Properties—						
(1) Lands comprised in Schedule W ...	6,10,600	6,16,300	6,68,780	6,20,184	58,180	...
(2) Do. do. X ...	1,31,800	1,30,610	1,50,650	1,45,410	18,850	...
(3) Do. do. Y ...	1,07,001	1,07,001	1,16,430	1,02,208	9,4 9	...
(4) Do. do. Z ...	204	294	294	294	90	...
(5) Other Lands and Buildings ...	66,66,452	67,42,502	69,08,388	69,50,743	2,41,936	...
	75,16,057	75,96,707	78,44,542	78,18,839	3,28,485	...
II.—Contribution from the Municipal Corporation under Section 125(2)(*d*) of the Municipal Act ...	50,32,340	54,80,725	54,67,393	47,27,647	4,35,053	...
III.—Grant in aid for meeting the deficit in the General Account	10,00,000	5,13,144	5,13,144	5,10,978	...	4,86,856
IV.—Interest and Profit on Investments ...	2,00,000	4,97,100	3,21,149	1,38,769	121,149	...
V.—Miscellaneous Receipts ...	40,000	50,000	68,070	54,886	28,070	...
Total Income ...	1,37,88,397	1,41,37,676	1,42,14,298	1,32,51,119	9,12,757	4,86,856

Appendix No. 24.

IMPROVEMENT SCHEMES

GENERAL ACCOUNT

EXPENDITURE

Statement showing the Actuals as compared with the Final Sanctioned Grants for 1961-62.

Particulars.	Final grants sanctioned for expenditure during 1961-62.	Actuals for 1961-62.	FINAL GRANTS COMPARED WITH THE ACTUALS		Actuals for 1960-61.
			Amount required to be renewed in 1962-63.	Savings.	
1	2	3	4	5	6
	Rs.	Rs.	Rs.	Rs.	Rs.
A.—Maintenance of Properties and Streets—					
(*a*) Maintenance of Properties—					
I.—Lands comprised in Schedule W ...	2,21,235	1,48,348	15,000	57,887	1,57,462
II.— Do. do. X ...	48,567	36,703	200	11,664	39,145
III.— Do. do. Y ...	36,026	25,360	...	10,656	25,160
IV.— Do. do. Z ...	72	64	...	8	66
V.—Other Lands and Buildings—					
(1) Schemes ...	33,23,398	20,20,429	5,92,200	7,10,769	21,77,656
(2) Chawls, Permanent ...	37,63,803	22,42,892	10,11,102	509,809	22,29,212
(3) S. P. Sheds ...	10,25,431	5,31,033	2,36,800	2,57,598	6,32,268
(4) Dormitary ...	66,719	31,576	18,500	16,643	36,410
VI.—Preliminary expenses in connection with the prepration of plans and estimates for building works ...	2,000	30	200	1,770	...
VII.—Preliminary expenses (trial pits) in connection with the preparation of plans and estimates for construction works other than Buildings, Sewers and S. W. Drains, etc. ...	3,000	39	200	2,761	35
VIII.—Purchase and Maintenance of tools and plants ...	20,000	...	20,000	...	1,98,644
(*b*) Maintenance of Streets ...	8,62,138	2,19,023	4,09,110	2,34,005	...
(*c*) Provident, Pension, etc., charges ...	1,06,000	92,535	...	13,465	76,418
Total A ...	94,78,389	†† 53,48,032	23,03,312 *+3,27,690	18,27,045 −3,27,690	55,72,476
B.—Cost of Management and Establishment—					
(*a*) Corporation and Standing Committee ...	45,460	40,004	4,100	1,356	26,673
(*b*) Deputy Muncicipal Commissioner's Office Establishment ...	52,396	43,492	5,850	3,054	44,705
(*c*) Audit and Accounts Establishment ...	1,02,373	91,718	5,100	5,555	99,642
(*d*) Estates and Land Management Department ...	10,33,657	8,13,265	1,08,280	1,12,112	8,79,050
(*e*) City Engineer's Department ...	8,07,405	4,57,372	1 38,700	2,11,273	5,47,567
(*f*) General Stores ...	7,310	6,629	200	481	6,151
(*g*) Incidental Expenses ...	3,09,596	2,50,652	35,400	23,544	1,34,757
Total B ...	23,58,197	17,03,132	2,97,690	3,57 375	17,38,545
C.—Proportionate charge on account of Municipal Supervision ...	7,07,185	4,99,032	30,000	1,78,153	5,42,106
B+C ...	30,65,382	22,02,164	3,27,690	5,35,528	22,80,651
Deduct—					
Charged to Capital Account ...	6,58,820	6,41,692	...	...	5,32,680
Charged to General Account for the current year ...	24,06,562	15,60,472	...	...	17,47,971
Total: B and C ...	...	...	...	...	...
D.—Debt Charges—					
I.—Interest on Loans ...	65,11,764	62,21,097	1,56,561	1,34,106	59,43,953
II.—Appropriation for reduction on avoidance of Debt ...	18,64,682	18,64,681	...	1	16,66,610
III.—Discount and Other Charges ...	2,57,000	50,262	5,000	2,01,738	70,246
Total. D ...	86,33,446	81,36,040	1,61,561	3,35,845	76 80,809
Grand Total ...	1,81,11,835	1,34,84,072	27,92,563	18,35,200	1,32,53,285

* Rs. 3,27,690 represent expenditure on account of Cost of Management and Establishment including Municipal Supervision to be allocated at the end of the year.

†† This includes Rs. 15,60,472 being the share of cost of Management and Establishment chargeable to General Account.

APPENDIX No. 25

IMPROVEMENT SCHEMES

Balance Sheet—(Capital Account) as on 31st March 1962.

LIABILITIES		Rs. nP.	ASSETS			Rs. nP.
LOANS OUTSTANDING—			BLOCK ACCOUNT—			
(*Vide* details as shown in Appendix No. 29" ...		15,32,57,770 29	Property and Assets at original cost as per Appendix No. 26 ...			24,61,06,506 07
Book value of lands comprised in Schedules "W" and "X"		47,58,490 00	Bookvalue of lands comprised in Schedules "W" and "X" as per Appendix No. 27 (Section 91A of the Municpal Act). ...			47,58,490 00
SURPLUS—				Face Value	Actual cost.	
Extraordinary Receipts—				Rs nP.	Rs. nP.	
Investment Reserve Fund	74,92,096 16		INVESTMENT RESERVE FUND**			
Amenities Fund	3,02,451 44		IN SECURITIES –	3,53,300	3,53,488 22	
Rent Equalisation Fund	9,08,420 34		In Cash and fixed deposits		71,38,607 94	74,92,096 16
Transfer of Sinking Fund Accumulations in respect of Rs. 370 lakhs loan	25,07,830 00		Amenities Fund**			
Special grants from the Government of India	54,00,000 00		In securities	65,300	65,797 94	
Premia on loan raised in 1935-36	30,000 00		In Cash and fixed deposits		2,36,653 50	3,02,451 44
Grant-in-Aid from Government of Bombay for part expenditure of Acquisition of Land Grant-in-Aid from Government of Bombay	5,00,000 00		Rent Equalisation Fund**			
Sale proceeds of Lands and Buildings—	Rs. nP.		In Securiies	37,500	37,516 00	
Sale proceeds up to 31st March 1961	7,55,11,640 62		In Cash		8,70,904 34	9,08,420 34
Sale proceeds during 1961-62	13,10,083 58		SINKING FUND—			
	7,68,21,724 20		As per Appendix No. 28			
Sinking Fund on Loans	6,92,02,967 67		In Securities and Cash			6,92,02,967 67
Loans Redemption Fund	3,22,52,718 77		CAPITAL FUNDS—			
	19,54,18,208 58		In Securities—	Face Value Rate%	Actual cost	
Deduct—				Rs. nP.	Rs. nP.	
REVENUE DEFICIT—			3½% Bombay Municipal Debentures	1,20,800 Par	1,20,800 00	
Deficit upto 31st March 1960	2,05,85,310 61		4 per cent. Bombay Municipal Debentures	39,800 99-50	39,601 00	
Surplus during 1961-62	7,30,226 12		4½ per cent Bombay Municipal Debentures (Budget B)	2,80,300 Par	2,80,300 00	
	1,98,55,084 49			4,40,900	4,40,699 65	zz
		17,55,63,124 09	In Cash securities and fixed deposits		43,67,753 05	48,08,452 70
Total ...		33,35,79,384 38			Total ...	33,35,79,384 38

* For Face, Book and Market Values of Securities held in the Sinking Funds on 31st March 1962. Please see Appendix No. 30.

† Against this, there is a liability to the extent of Rs. 27,92,563 on account of outstanding charges for 1961-62 and previous years payable in 1 year 1962-63.

*z For Face, Book and Market Values of Securities held in these Funds on 31st March 1962, Please see Appendix No. 16.

zz Difference due to conversion.

IMPROVEMENTS SCHEMES

Slum Clearance City.

Balance Sheet Capital Account as on 31st March 1962.

LIABILITIES.		Rs. nP.	ASSETS.				Rs. nP.
LOANS OUTSTANDING—			BLOCK ACCOUNT				
(*Vide* details as shown in Appencix No. 29A)		1,55,15,500.00	Property and Assets at original cost as per Appendix No. 26A			...	1,38,12,939.75
Subsidy from Govt.	...	27,37,800.00	Sinking Fund as per Appendix No. 28A			...	5,52,518.61
Sale proceeds up to 31st March 1962	...	3,104.00	CAPITAL FUNDS—				
Sinking Fund on Loans	...	5,52,518.61	In Securities.	Face Value Rs.	Rate.	Actual Cost. Rs. nP.	
		1,88,08,922.61	4 per cent. Municipal Debentures ...	1,200	99.50	1,194.00	
Deduct—	Rs. nP.		3 per cent. Municipal Debenture ...	51,500	Par	51,500.00	
Deficit upto 31st March 1961	6,20,302.60		3½ Per cent. Municipal Debenture ...	39,900	Par	39,900.00	
Add—Deficit during 1961-62	2,74,857.59		In Cash call and fixed deposits			...34,55,710.06	35,48,304.06
		8,95,160.19				Total Rs. ...	1,79,13,762.42
Total Rs.	...	1,79,13,762.42					

Appendix No. 25 B.

IMPROVEMENTS SCHEMES

Slum Clearance Suburbs.

Balance sheet Capital Account as on 31st March 1962.

LIABILITIES.		Rs. nP.	ASSETS.				Rs. nP.
Surplus transferred from General A/c. (Inclusive of contribution from Budget D)		31,74,307.44	Block Account Property and Assets at original cost			...	36,61,059.24
Add—Surplus during 1961-62	...	11,35,359.45	CAPITAL FUND—				
Loans outstanding	... ...	15,29,000.00	In securities—	Face Value Rs.	Rate % Rs. nP.	Actual Cost Rs. nP.	
Subsidy from Govt	... ...	14,88,200.00	3% Conversion Loan 1946 ...	1,48,600	101.00	1,50,086.00	
			3½% Municipal Debrs. ...	32,300	Par	32,300.00	
			In Cash and fixed deposits			... 34,83,421.65	36,65,807.65
Total Rs.	...	73,26,866 89				Total Rs. ...	73,26,866.89

Particulars.	Total Capital Expenditure upto 31st March 1961.	Expenditure during 1961-62.	Total Capital Expenditure upto 31st March 1962.
	Rs.	Rs.	Rs.
CAPITAL ACCOUNT.			
Improvement and Street Schemes.			
Schedule W Lands ...	13,45,571	...	13,45,571
Schedule X Lands ...	16,26,471	...	16,26,471
Schedule Z Lands ...	8	...	8
Scheme No.			
1 First Nagpada ...	29,16,099	...	29,16,099
2 Princess Street ...	85,08,865	...	85,08,865
3 Sandhurst Road ...	1,16,02,375	...	1,16,02,375
4 Gamdevi ...	22,88,002	...	22,88,002
5 Dadar-Matunga ...	1,00,53,384	...	1,00.53.384
6 Sion-Matunga ...	1,50.26,176	3,41,659	1,53,67,835
7 Colaba Reclamation ...	4,78,538	...	4,78,538
8 Mandvi-Koliwada ...	26,52,501	...	26,52,501
11 Agripada ...	3,127	...	3,127
13 Souther Street Extension—East-wards ...	68,102	...	68,102
27 Mathew Road ...	14,11,129	...	14,11,129
29 Nowroji Hill ...	86,57,482	...	86,57,482
30 Souther Street Extension—West-wards ...	1,30,512	...	1,30,512
31 Parel Suparibaug Estate ...	91,42,350	...	91,42,350
32 East Agripada ...	50,59,050	...	50,59,050
33 Bhatwadi ...	3,28,433	...	3,28,433
36 Lamington Road ...	2,91,191	...	2,91,191
37 Sydenham Road ...	1,40,51,180	...	1,40,51,180
41 Undria Street ...	5,72,800	...	5,72,800
43 Parel Road Central ...	38,97,348	...	38,97,348
47 Parel Road Northern ...	52,96,220	...	52,96,220
49 Nepean Sea Road—Reclamation ...	3,053	...	3,053
50 Mazagaon Street ...	32,89,691	171	32,89,862
52 Worli Street ...	2,51,02,587	2,26,674	2,53,29,261
53 Foras Road ...	36,82,009	...	36,82,009
54 Kolbhatwadi ...	21,79,254	...	21,79,254
55 Bellasis Road ...	18,000	530	18,530
56 Dharavi Street ...	1,16,29,750	7,591	1,16,37,341
57 Sewri-Wadala ...	2,73,75,638	2,34,443	2,76,10,081
58 Worli-Extension ...	93,30,143	1,59,701	94,89,844
59 Sewri-Koliwada ...	5,50,563	500	5,51,063
60 Naigaum Street ...	76,04,597	...	76,04,597
61 Fergusson Road ...	15,68,030	...	15,68,030
62 Love Lane ...	16,18,731	...	16,18,731
66 Mahaluxmi ...	4,86,705	...	4,86,705
69 Widening of Byculla Bridge...	7,20,290	...	7,20,290
71 Chaupati Street ...	24,085	...	24,085
Chaupti Reclamation ...	1,889	...	1,889
East Chaupati Estate ...	4 380	...	4,380
Lump Provision for granting loans to erect buildings on Imp. Scheme lands as provided under Section 354W of the Municipal Act ...	22,928	*Cr.* 2,563	20,365
72 Tripartite Road ...	2,26,684	...	2,26,684
73 Palton Road ...	10,37,499	11	10,37,510
74 Sion Overbridge ...	92,457	...	92,457
Lump Provision for Acquisition in all Schemes ...	6,136	...	6,136
Lump provision for Housing Accommodation for poorer classes including provision acquisition. ...	1,50,43,167	59,94,206	2.10,37,373
Housing of squatters on land Near Mankhurd Railway Station ...	8,38,300	...	8,38,300
Housing of squatters on land near Jogeshwari ...	4,67,178	...	4,67,178
76 Lohar Chawl Gully ...	3,06,953	17,417	3,24,370
77 Housing Accommodation – For Fishermen at Mahim Causeway ...	27,181	...	27,181
Housing of Squatters-Acquisition ...	3,76,754	...	3,76,754
Housing of Squatters at Vikhroli ...	151	...	151
Construction of Dormitories ...	6,92,736	...	6,92,736
Acqvisition of Land in survey No. 129, Hissal, Squatters Nos130-136 of Eksar Pahad for housing of dishoused tenants as wall as displaced Industries inexcution of its sancitoned Schemes ...	9,77,877	438	9,78,315
Acquisition of land bearing C.S. No. 1325 (Part) and 1/325 Lower Parel Division for housing dishoused persons as a result of Municipal Scheme ...	...	1,00,029	1,00,029
Acquisition of land at Poisar and Kan ivali in Survey No. 94 and 95 (Part) of Poisar Survey Nos. 126, 128 and 129 (Part) of Kandivli ...	...	2,61,977	2,61,977
Taking over explosion victim tenements S. P. Sheds at Shantinagar Arthur Road, etc. ...	...	4,43,000	4,43,000
Carried forward ...	22,07,12,310	77,85,784	22,84,98,094

Particulars.	Total Capital Expenditure upto 31st March 1961.	Expenditure during 1961-62.	Total Capital Expenditure upto 31st March 1962.
	Rs.	Rs.	Rs.
Brought over	22,07,12,310	77,85,784	22,84,98,094
Police Accommodation Schemes.			
Scheme No.			
14 First Nagpada ...	84,450	...	84,450
16 Wodehouse Road ...	3,22,667	...	3,22,667
17 Duncan Road ...	58,981	...	58,981
18 Shepherd Road ...	36,223	...	36,223
19 Agripada ...	1,79,120	...	1,79,120
23 Connaught Road ...	79,495	...	79,495
24 Princess Street ...	2,65,953	...	2,65,953
25 Gmadev ...	1,29,407	...	1,29,407
34 Lamington Road ...	4,61,024	...	4,61,024
35 Sandhurst Road West ...	1,46,104	...	1,46,104
39 Sanrhusrst Road Esat ...	7,58,893	...	7,58,893
40 Byculla ...	8,28,411	...	8,28,411
44 Maharbaudi ...	2,71,434	...	2,71,434
45 Palton Road ...	5,71,492	...	5,71,492
46 Naigaum ...	5,69,142	...	5,69,142
48 Mahim ...	4,53,032	...	4,53,032
55 Chinchbunder Road ...	4,32,656	...	4,32,656
55A Mazagaon ...	4,53,560	...	4,53,560
63 King's Circle (Matunga) ...	4,82,185	...	4,82,185
67 Naigaum (for Armed Police and Recruits) ...	24,42,031	...	24,42,031
70 Arthur Road ...	1,58,357	...	1,58,357
	91,84,617	...	91,84,617
Mill Company's Chawl Schemes			
Scheme No.			
42 Spring Mills ...	5,18,990	...	5,18,990
51 Century Mills ...	1,29,980	...	1,29,980
65 David Mills ...	2,96,852	...	2,96,852
	9,45,822	...	9,45,822
Slum Clerance.			
Preliminary Expenses ...	22,481	...	22,481
Transit Camps for providing alternative housing accommodation to facilities Slum Clerance—			
(I) Construction of 244 tenements, etc. ...	2,58,843	...	2,58,843
(*ii*) Construction of 210 tenements, etc. ...	1,81,987	...	1,81,987
	4,63,311	...	4,63,311
Miscellaneous.			
Survey of the Island of Bombay...	1,06,046	...	1,06,046
Administrative Offices, etc.—			
Building on Esplanade Road near Queen's Statue ...	3,21,562	...	3,21,562
Engineer's Office at Matunga ...	1,38,468	...	1,38,468
Central Stores at the back of Frere Fltetcher School ...	15,656	...	15,656
Store yard at Agripada, etc. ...	83,801	...	83,801
Workshop for Motor Lorries at Agripada ...	90,368	...	90,368
Tools and Plant ...	559	...	559
Refund to preliminary expenses to Government ...	38,019	...	38,019
Preliminary expenses in connection with the Improvements of slum areas ...	68,816	...	68,816
Provision of a lift in the Improvement Trust Building at Napier Road near Queens Statue ...	12,267	...	12,267
	8,75,562	...	8,75,562
Discount on Loans ...	14,53,359	...	14,53,359
Expenses in connection with the Loan of Rs. 10 lakhs ...	12,227	...	12,227
Expenses in conection with the repayment of Rs. 25 Lakhs Loan ...	19,504	...	19,504
Expenses in connection with the loan raised in 1957-58 ...	62,048	...	62,048
Repayment of Rs. 40 lakhs loan of 1919 ...	26,83,469	...	26,83,469
Part payment of Rs. 25 Lakhs loan of 1926 ...	19,08,494	...	19,08,494
	61,39,101	...	61,39,101
Grand Total ...	23,83,20,723	77,85,784	24,61,06,507

APPENDIX No. 26A.

Improvement Schemes—Slum Clearance—City.

Block account showing details of Capital Expenditure upto 31st March 1962.

Particulars.	Total Capital Expenditure from 1st April 1956 upto 31st March 1961.	Expenditure during 1961-62.	Total Capital Expenditure upto 31st March 1962.
	Rs.	Rs.	Rs.
A.—Works to be carried out from Municipal Fund ...			
Acquisition of land within, adjoining or surrounded by clearance Areas for housing or other development works ...	9,79,396	13,512	9,92,908
Transit Camps for providing temporary alternative housing accommodation to facilitate Slum Clearance	5,15,167	18,115	5,33,282
Permanent Housing for Slum Population ...	10,24,150	65,030	10,89,180
Providing Sewerage arrangement in Kamathipura Area	1,28,742	25,582	1,54,324
Discount and other charges on the loan of Rs.10 lakhs raised in 1956-57 ...	10,108	...	10,108
Discount and other charges on the loan of 20 lakhs raised in 1957-58 ...	45,160	...	45,160
Do. on the loan of Rs. 10 lakhs raised in 1958-59	17,721	...	17,721
Miscellaneous expenses including Preliminary expenses (Staff and contingencies in connection with Slum Clearance) ...	3,46,039	1,45,515	4,91,554
Total A—Works to be carried out from Municipal Fund	30,66,483	2,67,754	33,34,237
B.—Works to be carried out with the Government Aid.			
Acquisition of land within, adjoining or surrounded by Clearance Areas for—rehousing or other development works ...	10,72,532	38,188	11,10,720
Permanent Housing for Slum Population ...	61,89,747	31,78,235	93,67,982
Total, B—Works to be carried out with the Government Aid ...	72,62,279	32,16,423	1,04,78,702
Grand Total ...	* 1,03,28,762	34,84,177	1,38,12,939

* Previous expenditure amounting to Rs. 4,63,311 upto 31st March 1956 is shown in Appendix No. 26.

APPENDIX No. 26B.

Improvement Schemes—Slum Clearance—Suburbs.

Block account showing details of Capital Expenditure upto 31st March 1962.

Particulars.	Total Capital Expenditure upto 31st March 1961.	Expenditure during 1961-62.	Total Capital Expenditure upto 31st March 1962.
	Rs.	Rs.	Rs.
Slum Clearance—Suburbs.			
A.—Works to be carried out from Municipal Fund.			
Preliminary Expenses (Staff and Contingencies) ...	1,14,741	1,818	1,16,559
Total, A—Works to be carried out from Municipal Fund	1,14,741	1,818	1,16,559
B.—Works to be carried out with the Govt. Aid.			
(*b*) Chawl and S.P. Chawls. ...	18,39,638	17,04,861	35,44,499
Total,—B—Works to be carried out with the Govt. Aid. ...	18,39,638	17,04 861	35,44,499
Grand Total ...	19,54,379	17,06,679	36,61,058

Appendix No. 27.

IMPROVEMENT SCHEMES.

Statement showing Capital value of Scheduled Lands as specified in the Schedules W, X, Y and Z annexed to Act XIII of 1933.

Properties.	Area.	Book value.	Total Amount.
SCHEDULE "W".	Sq. yds.	Rs.	Rs.
The Flats ...	12,52,834	1,14,191	
The Kennedy Sea Face ...	4,447	...	
(Cooperage Plot resumed by Government)			
The Marine Lines Estate ...	32,825	3,28,250	
(Marine Lines Maidan resumed by Government).			
The Wellington Lines Plot ...	44,038	4,40,380	
The Wodehouse Road Plot ...	41,580	4,15,800	
The Hornby Road Plot ...	41,774	8,35,480	
The Triangular Plot South of Crawford Market ...	7,707	1,54,140	
The Plot North of Municipal Offices ...	6,811	2,04,330	
The Chaupati West Estate ...	1,11,276	6,37,320	
The Chaupati East Estate ...	4,789	47,890	
The Parel Estate ...	30,804	99,000	32,76,781
SCHEDULE "X."			
The Connaught Road Estate ...	13,858	77,237	
The West Agripada Estate ...	2,27,971	6,64,534	
The Central Agripada Estate ...	2,911	10,528	
The East Agripada Estate ...	65,885	6,38,426	
The Lands at Matunga ...	86,187	90,984	14,81,709
SCHEDULE "Y".			
The Nepean Sea Road Plot ...	2,014		...
The Colaba Reclamation ...	46,580		...
SCHEDULE "Z".			
The Hornby Road Plot ...	3,250		.....
			47,58,490

Appendix No. 28.—IMPROVEMENT SCHEMES.—SINKING FUND.

Statement showing the actual Investments on account of the Sinking Fund of different Improvement Trust Loans upto 31st March 1962 compared with the amounts which should have accumulated upto that date on the basis of the fixed Instalments and the sums set aside as Sinking Fund as at 31st March 1962.

Name of Loan.	Amount raised.	When raised.	When repayable.	Amount of Half Yearly Sinking Fund Instalment.	Amount of Sinking Fund which should have accumulated upto 31st March 1962 at Compound Interest.
1	2	3	4	5	6
4½ per cent. basis.	Rs.			Rs.	Rs.
5 per cent. Debenture Loan ...	40,00,000	10th November 1919 ...	1st November 1957 ... / 1st November 1979 ...	6,696	4,500
6 Do. do. ...	(a) 70,00,000	30th April 1920 ...	1st April 1935 ... / 1st April 1980 ...	21,002	24,48,210
4½ Do. do. ...	45,00,000	20th February 1922 ...	20th February 1982 ...	7,533	16,50,616
4½ Do. do. ...	52,00,000	2nd October 1922 ...	2nd October 1982 ...	8,705	18,07,547
4½ Do. do. ...	8,00,000	22nd January 1923 ...	22nd January 1983 ...	1,340	2,78,237
4½ Do. do. ...	82,00,000	Do. ...	Do. ...	13,727	28,50,357
4½ Do. do. ...	30,00,000	14th March 1923 ...	14th March 1983 ...	5,022	10,42,794
4½ Do. do. ...	40,00,000	2nd November 1923 ...	2nd November 1983 ...	6,696	13,16,923
4½ Do. do. ...	20,00,000	2nd January 1924 ...	2nd January 1984 ...	3,348	6,58,460
4½ Do. do. ...	29,00,000	5th March 1924 ...	5th March 1984 ...	4,855	9,54,841
do. ...	20,00,000	1st November 1924 ...	1st November 1984 ...	3,348	6,23,323
4½ Do. do. ...	60,00,000	10th November 1924 ...	10th November 1984 ...	10,044	18,69,976
4½ Do. do. ...	20,00,000	2nd January 1925 ...	2nd January 1985 ...	3,348	6,23,323
4½ Do. do. ...	20,00,000	2nd October 1925 ...	2nd October 1985 ...	3,348	5,89,716
4½ Do. do. ...	15,00,000	2nd November 1925 ...	2nd November 1985 ...	2,511	4,42,287
4½ Do. do. ...	35,00,000	2nd January 1926 ...	2nd January 1986 ...	5,859	10,32,002
					1,81,93,112
4 per cent. basis.					
4 Do. Debeture Loan ...	30,00,000	6th September 1901 ...	6th Setpember 1961 ...	6,280	1,16,500
4 Do. do. ...	30,00,000	15th July 1902 ...	15th July 1962 ...	6,280	29,35,004
4 Do. do. ...	60,00,000	20th August 1903 ...	20th August 1963 ...	12,560	56,17,066
4 Do. do. ...	50,00,000	7th September 1904 ...	7th September 1964 ...	10,493	(b) 44,79,173
4 Do. do. ...	30,00,000	12th September 1905 ...	12th September 1965 ...	6,280	25,71,023
					1,57,19,366
3¾ per cent. basis.					
4 per cent. Debenture Loan ...	19,28,000	2nd January 1957 ...	16th September 1986 ...	(e) 37,885	2,06,088
4 per cent. Debenture Loan ...	27,38,500	1st November 1957 ...	1st November 1979 ...	(e) 82,306	3,53,651
4 per cent. Rs. 50 lakhs loan 1959-60 ...	50,00,000	15th February 1960 ...	15th February 1985 ...	(e) 1,24,159	2,54,555
4¼ per cent. Rs. 70 lakhs loan of 1960-61 ...	70,00,000	16th January 1961 ...	16th January 1985 ...	1,73,822	1,75,361
					9,89,655
3½ per cent. basis					
4 per cent. Debenture Loan ...	25,00,000	4th October 1927 ...	4th April 1961 ... / 4th October 1970 ...	; 12,695	16,34,695
3 per cernt. basis.					
4 per cent. Debenture Loan ...	20,00,000	2nd October 1906 ...	2nd October 1966 ...	6,148	(c) 16,97,756
Do. do. ...	15,00,000	25th September 1907 ...	24th September 1967 ...	4,610	12,27,072
Do. do. ...	30,00,000	8th September 1908 ...	8th September 1968 ...	9,219	23,63,867
4 per cent. Sterling Coupon Debenture Loan (£ 5,66,600) ...	84,99,000	1st July 1909 ...	1st July 1969 ...	25,654	64,55,530
4 Do. do. (£ 3,33,000) ...	49,95,000	1st July 1910 ...	1st July 1970 ...	15,077	36,53,153
4 per cent. Debenture Loan ...	25,00,000	28th August 12 ...	28th August 1972 ...	7,683	16,91,294
4 Do. do. ...	18,00,000	26th August 1913 ...	26th August 1973 ...	5,532	11,71,234
4 Do. do. ...	50,00,000	4th August 1914 ...	4th August 1974 ...	15,365	31,27,597
4 Do. do. ...	25,00,000	3rd January 1916 ...	3rd January 1976 ...	7,683	15,02,988
3½ Do. do. ...	10,00,000	31st January 1936 ...	14th March 1966 ...	21,019	(d) 8,11,539
					2,53,36,725
				Total ...	† 6,02,38,858

	Amount actually invested upto 31st March 1962.				Amount of interest accrued upto 31st March 1962 to be collected and invested in 1962-63.	Total of Columns 5 and 6.
	Amount of Sinking Fund invested upto 31st March 1962.	Sinking Fund Instalments paid in 1961-62.	Interest, etc. accumulations invested in 1961-62.	Total.		
1	2	3	4	5	6	7
	Rs. nP.	Rs. nP.	Rs. nP.	Rs. nP.	Rs. nP.	Rs. nP.
Sinking Funds ...	6,82,56,332.27	9,37,401.00	29,55,234.40	7,21,48,967.67		
Less-withdrawn for repayment of Loans;						
Total Sinking Fund ...				29,46,000.00		
In Public Securities as detailed in Appendix No. 30 ...				†† 6,92,02,967.67		
				6,92,02,752.91		
In Cash with the State Bank of India ...				214.76		
Total ...				6,92,02,967.67	2,55,461.72	6,94,58,429.39

(a) Out of Rs. 70 lakhs Loan Debentures for Rs. 4 lakhs held by the public were repaid on 1-4-35 under the option reserved to the Corporation, leaving balance of Rs. 66 lakhs. The amount of half-yearly Sinking Fund instalment has been changed with effect from 1-4-35 from Rs. 12,002 to Rs. 21,002 as under :—

The usual half-yearly S. F. instalment	... Rs. 12,002
Half-yearly interest at 4½ per cent. on the portion of Rs. 4 lakhs repaid out of S. F. accumulations	... Rs. 9,000
	... Rs. 21,002

(b) 5 instalments of Rs. 10,240 each and the rest Rs. 10493.
(c) 1 instalment of Rs. 6,037 and the rest at Rs. 6,148.
(d) This amount to be invested annually.
(e) These are yearly instalments.
• Calculations have been based on one instalment less.
† All Sinking Fund Instalments are re-arranged with effect from 1943-44.
†† The market value of the securities on 31st March 1962 is Rs. 6,93,24,617.14 as shown in Appendix No. 30 and after adding the Cash Balance of Rs. 214.76 and the interest accrued on the securities upto 31st March 1962 amounting to Rs. 2,55,461.72 the total amount of Sinking Fund is Rs. 6,95,80,293.62.

APPENDIX No. 28-A.

IMPROVEMENT SCHEMES

SLUM CLEARANCE.

(City).

SINKING FUND.

Statement showing the actual investments on account of Sinking Fund of different Improvement Scheme Slum Clearance City Loans upto 31st March 1962 compared with the amounts which should have accumulated upto that date on the basis of fixed instalments and the sum set aside as Sinking Fund as at 31st March 1962.

NAME OF LOAN.	Amount raised.	When raised.	When repayable.	Amount of Annual Sinking Fund Instalment.	Amount of Sinking Fund which should have accumulated upto 31st March 1962 at Compound interest.
1	2	3	4	5	6
	Rs.			Rs.	Rs.
3½ per cent. basis—					
4 per cent. Debenture Loan ...	10,00,000	29th March 1957 ...	15th March 1982 ...	24,832	1,34,033
4½ per cent. Debenture Loan ...	20,00,000	15th March 1958 ...	15th March 1983 ...	49,663	2,10,438
4 per cent. Debenture Loan ...	10,00,000	30th March 1959 ...	15th March 1984 ...	24,832	77,443
4 per cent. Debenture Loan ...	25,00,000	1st February 1960 ...	1st February 1985 ...	62,079	1,27,277
			Total ...	...	5,49,191

	Amount actually invested upto 31st March 1962.				Amount of interest accrued upto 31st March 1962 to be collected and invested in 1962-63.	Total of Columns 5 and 6
	Amount of Sinking Fund invested upto 31st March 1961.	Sinking Fund Instalments paid in 1961-62.	Interest, etc. accumulations invested in 1961-62.	Total.		
1	2	3	4	5	6	7
	Rs.	Rs.	Rs.	Rs.	Rs.	Rs.
Sinking Funds ...	3,78,370.27	1,61,406.00	12,742.34	5,52,518.61	1,262.53	5,53,781.14
In Public Securities as detailed in Appendix No. 30A ...				5,52,450.00		
In Cash with the State Bank of India ...				68.61		
				5,52,518.61		

The market value of the Securities on 31st March 1962 is Rs. 5,52,700.00 as shown in Appendix No. 30A and after adding the cash balance of Rs. 68.61 and the interest accrued on the Securities upto 31st March 1962, amounting to Rs. 1,262.53 the total amount of Sinking Fund is Rs. 5,54 031.14

Appendix

IMPROVEMENT

Statement showing outstanding Loans of the Bombay Improvement Trust due by the payable for the year 1961-62, the amount paid during the year and the

No.	Particulars of Loans.	Amount raised.	Balance due on 1st April 1961	Rate of Interest	Amount raised in 1961-62.	Total.
1	2	3	4	5	6	7
	Loans raised from Government.	Rs. nP.	Rs. nP.		Rs. nP.	Rs. nP.
1	Consolidated Loan in respect of Conversion Loan 1937-38, Rs. 35 lakhs Loan, and Rs. 8 lakhs Loan ...	4,17,94,178 06	2,59,66,050 89	3.3759 per cent.		2,59,66,050 89
2	45 lakhs Loan 1922 ...	45,00,000 00	...	4½ Do.		
			45,00,000 00	4½ Do.		45,00,000 00
3	52 lakhs Loan October 1922 ...	52,00,000 00				
4	8 lakhs Loan 22nd January 1923 ...	8,00,000 00	...	5½ Do.		
5	82 lakhs Loan 22nd January 1923 ...	82,00,000 00	1,72,00,000 00	4½ Do.		1,72,00,000 00
6	30 lakhs Loan 14th March 1923 ...	30,00,000 00				
7	40 lakhs Loan 2nd November 1923 ...	40,00,000 00				
8	20 lakhs Loan 2nd January 1924 ...	20,00,000 00	...	5½ Do.		
9	29 lakhs Loan 5th March 1924 ...	29,00,000 00	89,00,000 00	4½ Do.		89,00,000 00
10	20 lakhs Loan 1st November 1924 ...	20,00,000 00				
11	60 lakhs Loan 10th November 1924 ...	60,00,000 00	...	5 Do.		
12	20 lakhs Loan 2nd January 1925 ...	20,00,000 00	1,00,00,000 00	4½ Do.		1,00,00,000 00
13	20 lakhs Loan 2nd October 1925 ...	20,00,000 00				
14	15 lakhs Loan 2nd November 1925 ...	15,00,000 00	...	5½ Do.		
15	35 lakhs Loan 2nd January 1926 ...	35,00,000 00	70,00,000 00	4½ Do		70,00,000 00
	Total loans raised from Government ...	8,93,94,178 06	7,35,66,050 89		...	7,35,66,050 89
	Loans raised from the Public. *					
1	30 lakhs Rupee Goupon Debenture Loan 1899 ...	50,00,000 00				...
2	30 lakhs Loan 1901 ...	30,00,000 00	30,00,000 00	4 Do.		30,00,000 00
3	30 lakhs Loan 1902 ...	30,00,000 00	30,00,000 00	4 Do.		30,00,000 00
4	60 lakhs Loan 1903 ...	60,00,000 00	60,00,000 00	4 Do.		60,00,000 00
5	50 lakhs Loan 1904 ...	50,00,000 00	50,00,000 00	4 Do.		50,00,000 00
6	30 lakhs Loan 1905 ...	30,00,000 00	30,00,000 00	4 Do.		30,00,000 00
7	20 lakhs Loan 1906 ...	20,00,000 00	20,00,000 00	4 Do.		20,00,000 00
8	15 lakhs Loan 1907 ...	15,00,000 00	15,00,000 00	4 Do.		15,00,000 00
9	30 lakhs Loan 1908 ...	30,00,000 00	30,00,000 00	4 Do.		30,00,000 00
10	Sterling Coupon Debenture Loan 1909 (£ 5,66,600) ...	84,99,000 00	84,99,000 00	4 Do.		84,99,000 00
11	Sterling Coupon Debenture Loan 1910 (£ 3,33,000) ...	49,95,000 00	49,95,000 00	4 Do.		49,95,000 00
12	25 lakhs Loan 1912 ...	25,00,000 00	25,00,000 00	4 Do.		25,00,000 00
13	18 lakhs Loan 1913 ...	18,00,000 00	18,00,000 00	4 Do.		18,00,000 00
14	50 lakhs Loan 1914 ...	50,00,000 00	50,00,000 00	4 Do.		50,00,000 00
15	25 lakhs Loan 1916 ...	25,00,000 00	25,00,000 00	4 Do.		25,00,000 00
16	40 lakhs Loan 1919 ...	40,00,000 00	4,500 00	5 Do.		4,500 00
17	70 lakhs Loan 1920 ...	70,00,000 00	66,00,000 00	6 Do.		66,00,000 00
18	25 lakhs Loan 1927 ...	25,00,000 00	25,00,000 00	4 Do.		25,00,000 00
19	10 lakhs Loan 1935-36 ...	10,00,000 00	10,00,000 00	3½ Do.		10,00,000 00
20	Rs. 19.28 lakhs Loan out of Rs. 19,39 lakhs Loan (1956-57) ...	19,28,000 00	19,28,000 00	4 Do.		19,28,000 00
21	Rs. 27,38,500 Loan 1957-58 ...	27,38,500 00	27,38,500 00	4½ Do.		27,38,500 00
22	Rs. 50 lakhs Loan 1959-60 ...	50,00,000 00	50,00,000 00	...		50,00,000 00
23	Rs. 70 lakhs Loan 1960-61 out of Rs. 1 Core Loan 1959-60 ...	70,00,000 00	70,00,000 00	4½ Do.		70,00,000 00
24	Rs. 50 lakhs loan 1961-62 ...	50,00,000 00		4½ Do.	50,00,000 00	50,00,000 00
	Total Loans raised from the Public ...	9,29,60,500 00	7,85,65,000 00		50,00,000 00	8,35,65,000 00
	Grand Total ...	18,23,54,678 06	15,21,31,050 89		50,00,000 00	15,71,31,050 89

* Loans at serial Nos. 1 to 19 are guaranteed by Government.

No. 29.
SCEHMES.

Municipality, the interest outstanding on Ist April 1961, on the different Loans, the amount Balances outstanding on 31st March 1962.

Amount repaid in 1961-62. 8	Balance due on 31st March 1962. 9	Interest outstanding on Ist April 1961. 10	Interest payable in 1961-62. 11	Total interest due. 12	Deduct-interest paid during the year. 13	Outstanding balance on 31st March 1962. 14
Rs. nP.	Rs. nP.	Rs. nP.	Rs. nP.	Rs. nP.	Rs. nP.	Rs. nP.
9,27,280 60	2,50,38,770 29		8,68,827 40	8,68,827 40	8,68,827 40	...
...	...					...
...	45,00,000 00		2,02,500 00	2,02,500 00	2,02,500 00	
...	...					...
...	1,72,00,000 00		7,74,000 00	7,74,000 00	7,74,000 00	
...	...					...
...	89,00,000 00		4,00,500 00	4,00,500 00	4,00,500 00	...
...	...					...
...	1,00,00,000 00	...	4,50,000 00	4,50,000 00	4,50,000 00	...
...	...					
...	70,00,000 00		3,15,000 00	3,15,000 00	3,15,000 00	...
9,27,280 60	7,26,38,770 29		30,10,827 40	30,10,827 40	30,10,827 40	...
...	...	3,148 96	1,200 00	4,348 96	Cr 1,540 00	4,348 96 *1,540 00 2,084 17 *38,373 64
29,46,000 00	54,000 00	5,846 68	1,20,000 00	1,25,846 68	85,388 87	
...	30,00,000 00	13,543 47	1,20,040 00	1,33,583 47	1,24,231 00	9,352 47
...	60,00,000 00	34,591 08	2,40,020 00	2,74,611 08	2,55,611 00	18,980 08 *20 00
...	50,00,000 00	32,329 84	2,01,120 00	2,33,449 84	1,96,323 00	36,026 84 *1,100 00
...	30,00,000 00	4,991 91	1,20,130 00	1,25,121 91	1,19,276 00	5,715 91 *110 00
...	20,00,000 00	9,459 04	80,000 00	89,459 04	74,870 00	14,589 04
...	15,00,000 00	7,554 00	60,000 00	67,554 00	61,174 00	6,380 00
...	30,00,000 00	17,329 55	1,20,100 00	1,37,429 55	1,18,602 00	18,827 55
...	84,99,000 00	220 00	3,11,262 00	3,11,482 00	3,10,483 80	100 00 *898 20
...	49,95,000 00	...	1,84,362 00	1,84,362 00	1,79,337 30	* 5,024 70
...	25,00,000 00	3,293 54	1,00,000 00	1,03,293 54	1,01,126 00	2,167 54
...	18,00,000 00	9,643 69	72,000 00	81,643 69	63,820 00	17,823 69
...	50,00,000 00	14,690 13	2,00,700 00	2,15,390 13	2,00,728 00	13,862 13 *800 00
...	25,00,000 00	...	1,00,000 00	1,00,000 00	1,00,000 00	...
...	4,500 00	721 85	...	721 85	...	721 85
...	66,00,000 00	...	3,96,000 00	3,96,000 00	3,96,000 00	...
...	25,00,000 00	4,412 00	1,00,000 00	1,04,412 00	98,832 00	5,580 00
...	10,00,000 00	...	35,000 00	35,000 00	35,000 00	...
...	19,28,000 00	...	77,120 00	77,120 00	77,120 00	...
...	27,38,50 [illegible] 00	...	1,16,387 00	1,16,387 00	1,16,386 24	*0 76
...	50,00,000 00	...	2,00,000 00	2,00,000 00	2,00,000 00	
...	70,00,000 00	...	2,97,500 00	2,97,500 00	2,97,500 00	
...	50,00,000 00		86,220 00	86,220 00	...	* 86,220 00
29,46,000 00	8,05,19,000 00	1,61,775 74	33,39,161 00	35,00,936 74	32,10,269 21	1,56,5 0 23 * 1,34,107 30
38,73,280 60	15,32,57,770 29	1,61,775 74	63,49,988 40	65,11,764 14	62,21,096 61	1,56,560 23 * 1,34 107 30

	Amount of loan outstanding on Ist April 1959.	Amount of debentures held by Govt. on Ist April 1959.	Amount of debentures re-purchased during 1959-60.	Amount of debentures held by Govt. on 31st March 1960.	Amount of debentures held by the Corporation on 31st March 1960.
	Rs.		Rs	Rs	Rs.
(a)	45,00,000			...	45,00,000
(b)	1,72,00,000			...	1,72,00,000
(c)	89,00,000			...	89,00,000
(d)	1,00,00,000			...	1,00,00,000
(e)	70,00,000				70,00,000
Total.	4,76,00,000	...	...	...	4,76,00,000

* To be treated as savings.

APPENDIX No. 29A

SLUM CLEARANCE SCHEME (ACCOUNT)

(A—City and B—Suburbs)

Statement showing outstanding Loans of the Slum clearance Scheme (A-City & B-Suburbs) Budget B, the interest outstanding on 1st April 1961, on the different loans, the amount payable for the year 1961-62, the amount paid during the year and the balances outstanding on 31st March 1962.

No.	Particulars of Loans.	Amount raised.	Balance due on 1st April 1961.	Rate of Interest.	Amount raised in 1961-62.	Total.	Amount repaid in 1961-62.	Balance due on 31st March 1962.	Interest outstanding on 1st April 1961.	Interest payable in 1961-62.	Total Interest due.	*Deduct*— Interest paid during the year.	Outstanding balance on 31st March 1962.
(1)	(2)	(3)	(4)	(5)	(6)	(7)	(8)	(9)	(10)	(11)	(12)	(13)	(14)
	A—City	Rs. nP.	Rs. nP.		Rs. nP.	Rs. nP.	Rs.	Rs. nP.	Rs.	Rs. np.	Rs. nP.	Rs nP.	Rs. nP.
	Loans raised from Government.												
1	Rs 9,50,997 loan 1957-58 ...	9,50,997 00	9,50,997 00	4½%		9,50,997 00	...	9,50,997 00	...	42,794 86	42,795 86	42,794 86	...
2	Rs. 6,12,000 loan 1958-59 ...	6,12,000 00	6,12,000 00	4½%	...	6,12,000 00	...	6,12,000 00	...	27,540 00	27,540 00	27,540 00	*
3	Rs. 5,80,003 loan 1959-60 ...	5,80,003 00	5,80,003 00	4½%	...	5,80,003 00	...	5,80,003 00	...	26,100 14	26,100 14	26,100 13	... 0 01
4	Rs. 12,74,000 loan 1960-61..	12,74,000 00	12,74,000 00	4½%		12,74,000 00	...	12,74,000 00	...	5,55,863 00	5,55,863 00	57,330 00	*4,98,533 00
5	Rs. 5,98,500 Loan 1961-62 ...	5,93,500 00	..	4½%	5,98,500 00	5,98,500 00	...	5,98,500 00	...	...	...	...	...
	Total Loans from Govt. ...	40,15,500.00	34,17,000 00	...	5,98,500 00	40,15,500 00	...	40,15,500 00	...	6,52,298 00	6,52,298 00	1,53,764 99	* 4,98,533 01
	Loans raised from Public ...												
6	§ Rs. 10 Lacs Loan 1956-57 ...	10,00,000 00	10,00,000 00	4%	...	10,00,000 00	...	10,00,000 00	...	40,000 00	40,000 00	40,000 00	...
7	§ Rs. 20 Lacs Loan 1957-58 ...	20,00,000 00	20,00,000 00	4¼%		20,00,000 00	...	20,00,000 00	...	85,000 00	85,000 00	85,000 00	...
8	§ Rs. 10 Lacs Loan out of Rs. 20 lacs loan 1958-59 ..	10,00,000 00	10,00,000 00	4%	...	10,00,000 00	...	10,00,000 00	...	40,000 00	40,000 00	40,000 00	...
9	§ Rs. 25 Lacs Loan out of Rs. 40 lacs loan 1959-60	25,00,000 00	25,00,000 00	4%	...	25,00,000 00	...	25,00,000 00	...	1,00,000 00	100,000 00	1,00,000 00	...
10	* Rs. 50 lacs loan 1961-62	50,00,000 00	..	4½%	50,00,000 00	50,00,000 00	...	50,00,000 00	...	63,750 00	63,650 00	...	* 63,750 00
	Total Loans from Public ...	1,15,00,000 00	65,00,000 00	...	50,00,000 00	1,15,00,000 00	...	1,15,00,000 00	...	3,28,750 00	3,28,750 00	2,65,000 00	*63,750 00
	Grand Total ...	1,55,15,000 00	99,17,000 00	...	55,98,500 00	1,55,15,500 00	...	1,55,15,500 00	...	9,81,048 00	9,81,048 00	4,18,764 99	* 5,62,283 01
	B—Suburbs												
	Loans raised from Government												
10	Rs. 5,84,000 Loan 1960-61 ...	5,84,000 00	5, 4,000 00	4½%		5,84,000 00		5,84,000 00		} 33,570 00	} 33,570 00	} 33,570 00	...
11	Rs. 1,62,000 Loan 1960-61 ...	162000, 00	...	4½%	1,62,000 00	1,62,000 00	...	1,62,000 00	...				
12	Rs. 7,46,000 Loan 1961-62 ...	7,83,000 00	...	4½%	7,83,000 00	7,83,000 00	...	7,83,000 00	...	...	...	...	...
	Total ...	15,29,000 00	5,84,000 00	...	9,45,000 00	15,29,000 00		15,29,000 00	...	33,570 00	33,570 00	33,570 00	...

§ Loan raised from internal Funds.
** To be treated as savings.

Appendix No 30.

IMPROVEMENT SCHEMES.

Comparison of Face, Purchase and Market Values as on 31st March 1962 of the different Securities held in the Sinking Fund (vide para 29 of the Chief Accountant's Report).

	Face Value.	Purchase rate per cent.	Book Value.	Market rate per cent.	Market Value
	Rs.	Rs.	Rs.	Rs.	Rs.
3 per cent. Conversion Loan 1946 ...	7,20,400	100.94			
3 per cent. Conversion Loan1946 ...	19,000	Par	11,12,682.75	70.80	7,80,428.40
3 per cent. Conversion Loan 1946 ...	3,62,900	101.00			
3 per cent. Loan 1963-65 ...	4,02,300	98.00	3,94,254.00	98.65	3,96,868.95
2¾ per cent. Government Loan 1976 ...	2,52,000	82.06	2,06,797.50	83.50	2 10,420.00
4¼ per cent. Bombay Municipal Debentures Budget A ...	2,14,100	98.75	2,11,423.75	Par	2,14,100.00
4¼ per cent. Bombay Municipal Loan ...	57,00,900	Par	57,00,900.00	Par	57,00,900.00
4 per cent. Bombay Municipal Debentures ...	10,55,000	99.50	10,49,725.00	Par	10,55,000.00
4 per cent. Bombay Municipal Debentures ...	2,88,100	Par	2,88,100.00	Par	2,88,100.00
3½ Do. do. ...	8,400	Par	8,400.00	Par	8,400.00
3¼ Do. do. ...	2,82,400	99.50	4,52,738.00	Par	4,82,400.00
3¼ Do. do. ...	2,00,000	85.87			
3 Do. do. ...	4,900	Par	4,900.00	Par	4,900.00
6 per cent. Bombay Improvement Trust Debentures ...	57,27,600	Par	57,27,600.00	Par	62,85,100.00
6 Do. do. ...	5,57,500	103.00	5,74,225.00	Par	
4½ Do. do. ...	4,74,93,800	Par	4,74,93,800.00	Par	4,74,93,800.00
Do. do. ...	17 39,600	Different rates.	16,13,822.04	Par	17,39,600.00
4 Do. do. ...	18,300	92.75	16,973.25	Par	18,300.00
4 Do. do. ...	17,700	84.25	14,912.25	Par	17,700.00
4 Do. do. ...	5,500	Par	5,500.00	Par	5,500.00
4 per cent. Bombay Improvement Trust Sterling Debentures	£ 2,71,100	Different rates.	33,43,044.30	Par	36,20,953.04
4 per cent. Bombay Port Trust Debentures ...	3 17,000	Different rates.	2,84,726.87	97.00	3,07,490.00
4 per cent. Calcutta Port Trust Debentures ...	7,14,300	97.75	6,98,228.25	97.25	6,94,656.75
Total Rs. ...	6,61,01,700 £ 2,71,100		6,92,02,752.96		6,93,24,617.14

APPENDIX No. 30-A.

IMPROVEMET SCHEMES

SLUM CLEARANCE.

City.

Comparision of Face, purchase and market values as on 31st March 1962 of the different securities held in the Sinking Fund (vide Para 32 (ii)) of the Chief Accountants report.

Particulares of Securities.	Face value.	Rate.	Book value	Market rate per cent.	Value at Market rates B.I.T. and Municipal debentures being valued at par).
	Rs.		Rs.		Rs.
4¼ per cent, Bombay Municipal Debentures ...	20,000	98,75	19,750	Par	20,000
4 per cent. Bombay Municipal Debentures ...	1,68,400	Par	1,68,400	Par	1,68,400
3½ Bombay Municipal Debentures ...	35,100	Par	35,100	Par	35,100
3 per cent. Bombay Municipal Debentures ...	3,29,200	Par	3,29,200	Par	3,29,200
Total ...	5,52,700		5,52,450		5,52,700

APPENDIX No. 31

EDUCATION FUND

Revenue Account for the year ended 31st March 1962.

Particulars	Total		Particulars	Total	
	Rs.	nP.		Rs	nP.
To Revenue Expenditure as per Appendix No. 33	2,83,69,009	25	By Revenue Receipts as per Appendix No. 32	3,15,03,577	89
Balance being Surpus for the year	31,34,568	64	... ...		
Total	3,15,03,577	89	Total	3,15,03,577	89
To Revenue Expenditure to be incurred in 1962-63 and provided for as Renewed Grants	17,65,201	00	By Surplus Revenue Fund as at 1st April 1961	26,47,539	07
			,, Revenue of previous years reserved for the year 1961-62...	17,21,367	00
To Balance being Surplus Revenue Fund as at 31st March 1962	57,38,273	71	,, Surplus for the year	31,34,568	64
Total	75,03,474	71	Total	75,03,474	71

APPENDIX No. 32

EDUCATION FUND

INCOME

Statement showing the Net Receipts during the Financial year 1961-62 from all sources as contrasted with Original and Revised Budget Estimates

Particulars.	Budget Estimate for 1961-62.	Revised Estimate for 1961-62.	Actuals for 1961-62.			Actuals for 1960-61.	Compared with Original Estimate	Compared with Revised Estimate
			City and Suburbs.	Extended Suburbs.	Total.		+ Increase —Decrease.	+ Increase — Decrease.
1	2	3	4	5	6	7	8	9
	Rs.	Rs.	Rs.	Rs.	Rs.	Rs.	Rs.	Rs.
(1) Fees and Fines from Municipal Schools ...	...	...	...	...	...	...	...	...
(1A) Education Cess ...	50,00,000	50,00,000	44,44,488	2 62,525	47,07,013	46,71,935	— 2,92,987	— 2,92,987
(2) Contribution towards Primary Education from Municipal Corporation under Section 126C (c) of the Bombay Municipal Corporation Act								
(*i*) From Budget 'A' ...	1,25,80,850	1,37,01,800	1,37,01,800	...	1,37,01,800	1,18.19,117	+ 11,20,950	...
(*ii*) From Budget 'D'...	26,69,881	28,16,806	28,16,806	...	28,16,806	21,37,098	+ 1,46,925	...
(*iii*) From Budget 'F'...	8,95,924	7,83,983	...	7,83,924	7,83,924	7,35,436	— 1,12,000	— 59
(2A) Special contribution from—								
(*i*) Budget 'A' ...	40,00,000	40,00,000	40,00,000	...	40,00,000	4,27,000	...	...
(*ii*) Budget 'D' ...	...	...	...	...	...	...	...	...
(*iii*) Budget 'F' ...	...	...	...	...	...	...	...	...
(3) Contribution from Government under Clause 2 (*e*) of Schedule BBA f the Bombay Municipal Corporation Act ...	48,10,000	48,13,000	45,76,660	2,50,000	48,26,660	53.11,900	+ 16,660	+ 13,660
(4) Interest on Endowment and Investments ...	7,000	7,000	6,576	...	6,576	7,145	— 424	— 424
(5) Rent and other proceeds of Properties ...	25,000	1,00,000	1,49,582	48	1,49,630	62,212	+ 1,24,630	+ 49,630
(6) Interest and Profit on Investments of Surplus Loan and other balances ...	2,50,000	2,50,000	2,60,136	...	2,60,136	2,68,235	+ 10,136	+ 10,136
(7) Miscellaneous Receipts ...	45,000	45,000	78,951	302	79,253	65,587	+ 34,253	+ 34,253
Extra o dinary Receipts.	...	1,71,780	1,71,780	...	1,71,780	...	+ 1,71,780	...
Total ...	3,02,83,655	3,16,89,369	3,02,,05,779	12,96,799	3.15.03,578	2,55,05,665	+ 12,19,923	— 1,85,791

APPENDIX No. 33

EDUCATION FUND

Expenditure

Statement showing Actuals as Compared with the final sanctioned grants for 1961-62.

Particulars.	Final grants sanctioned for expenditure during 1961-62.	Actuals for 1961-62.			Final Grants compared with the Actuals.		Actuals for 1960-6
		City and Suburbs.	Extended Suburbs.	Total.	Amount required to be renewed in 1962-63.	Savings.	
1	2	3	4	5	6	7	8
	Rs.	Rs.	Rs	Rs.	Rs.	Rs.	Rs.
A.—General Supervision and Administration—							
(a) Corporation and Standing Committee ...	1,59,746	1,59,746	...	1,59,746	...	...	1,21,5
(b) Municipal Commissioner's Office Establishment ...	14,732	12,515	...	12,515	...	2,217	13,0
(c) Audit and Accounts Establishment ...	1,86,095	1,76,714	2,553	1,79,267	2,950	3,878	1,75,7
(d) Education Officer's Establishment ...	2,22,385	1,95,506	...	1,95,506	7,815	19,064	1,78,4
(e) Proportionate Cost of Chief Auditor's Establishment	24,397	21,752	...	21,752	...	2,645	26,7
(f) Miscellaneous Charges ...	1,500	585	...	585	...	915	8
(g) Pension and Provident Fund ...	18,200	15,911	77	15,988	...	2 212	34,75
Total ...	6,27,055	5,82,729	2,630	5,85,359	10,765	30,931	5,51,12
B.—Municipal Primary Schools—							
(a) Supervision of Schools ...	5 56 702	4 84 291	15,819	5 00 110	4 200	52 392	5,05,52
(b) Schools ...	2,47,94,317	2,08,23,958	1,28,74,58	2,21,11,416	9,40 562	17,42,339	1,93,63,84
(c) Libraries ...	24,899	9,423	166	9,589	4,121	11,189	7,51
(d) Pension and Provident Fund ...	6,70,296	5,66,644	19,873	5,86,517	...	83,779	15,02,23
Total ...	2,60,46,214	2,18,84,316	1,32,3,316	2,32,07,632	9,48,883	18,89,699	2,13,79,12
C.—Private Primary Schools—							
(a) Supervision of Schools ...	69,110	63,872	193	64,065	2,303	2,742	56,35
(b) Grant-in-aid to Schools ...	12,29,994	5,29,792	61,248	5,91,040	6,37,570	1,384	5,11,35
(c) Pension and Provident Fund ...	3,200	2,556	...	2,556	...	644	4,77
Total ...	13,02,304	5,96,220	61,441	6,57,661	6,39,873	4,770	5,72,48
D.—Medical Inspection of School Children—							
(a) Medical Inspection ...	3,24,074	2,75,883	10,262	2,86,145	4,909	33,020	2,74,86
(b) School Clinic at K. E. M. Hospital ...	58,858	45,837	...	45,837	6,080	6,941	39 543
(c) Pension and Provident Fund ...	8,100	8,022	...	8,022	...	78	10,586
Total ...	3,91,032	3,29,742	10,262	3,40,004	10,989	40,039	3,24,995
E.—Enforcement of Compulsion ...	44,621	26,256	4,163	30,419	...	14,202	12,710
F.—Educational Activities—							
(a) R. C. Training Institute for Urdu Lady Teachers ...	36,759	22,728	...	22,728	2,225	11,806	23,370
(b) Refresher Courses for Municipal Teachers ...	34,154	12	...	12	1,400	32,742	...
(c) Functions ...	16,688	10,783	853	11,636	3571	1,481	7,32
(d) Scouting ...	70,713	30,457	1,114	31,571	30,970	8,172	35,56
(e) Education Research Unit ...	39,052	27,803	...	27,803	2,905	8344	31,45
(f) Physical Education ...	86,829	53,957	2593	56550	9179	21,100	64,62
(g) Elocution Competition for Pupils ...	600	Cr. 250	...	Cr. 250	450	400	...
(h) Pension and Provident Fund ...	3,100	2,074	...	2,074	...	1,026	4,377
Total ...	2,87,895	1,47,564	4,560	1,52,124	50,700	85,071	1,66,720
G.—Pension and Provident Fund ...							
(a) Provident Fund ...	16,42,000	11,24,354	...	11,24,354	...	5.17,646	...
(b) Pension ...	3,11,000	2,96,000	15,000	3,11,000	...	...	...
Total ...	19,53,000	14,20,354	15,000	14,35,354	...	5,17,646	...
H.—Dearness Allowance ...	...	...	...	...	...	...	...
I.—New Works ...	1,34 418	31,547	2,510	34,057	74,757	25,604	1,979
J.—Debt Charges ...	21,30,689	17,59,499	...	17,59,499	24015	3,47,175	13,79·510
K.—Training Facilities for Municipal Teachers—							
(a) Municpal Gujarati Teachers Training Class ...	20,024	34,91	...	34,91	...	16,533	10,973
(b) Municipal Urdu Teachers Training Class ...	25,597	10320	...	10320	5,219	10,058	14,828
Total ...	45,621	13,811	...	13,811	5,219	26,591	25,801
L.—Proportionate Cost of Collection of Education Cess ...	1,53,570	1,37,538	·15,551	1,53089	...	481	32,130
Grand Total ...	3,31,16.419	2.69,29,576	14,39,433	2 83,69,009	17,65,201	29,82,209	2,44,46,582

APPENDIX No. 33-A

EDUCATION FUND

Statement showing details of Expenditure incurred on New Works during the year 1961-62.

Particulars.	Expenditure upto 31-3-61.	Expenditure during the year 1961-62	Total Expenditure upto 31-3-1962
	Rs. nP.	Rs. nP.	Rs. nP.
Works completed (as per Report for 1960-61 ...	1,33,462.21	...	1,33,462.21
(1) Providing permanent weather frames to the main entrance of Lord Harris Marathi School ...	...	552.76	552.76
(2) Providing an additional urinal block at Lord Harris Marathi School ...	...	1,871.82	1,871.82
(3) Construction of permanent weather sheds for watchmans quarters and carpenter shed at E. O.'s Office Building at Gilder Tank ...	...	398.42	398.42
(4) Closing the Verandah fencing the compound and levelling developing the open space into a playground of Municipal Mahul Marathi School ...	...	16,127.07	16,127.07
(5) Additions and alterations to Chimbai Marathi School ...	...	10,854.61	10,854.61
(6) Providing permanent weather sheds at J. R. Urdu School at S. V. Patel Road and Charmashala Street ...	...	1,741.89	1,741.89
(7) Enclosing verandah at Municipal Marathi, Gujarati and Urdu Schools at Kasturba Road, Borivli (East) ...	...	2,510.00	2,510.00
	...	34,056.57	34,056.57
Total ...	1,33,462.21	34,056.57	1,67,518.78

APPENDIX No. 34

EDUCATION FUND

Revenue Account Balance Sheet as at 31st March 1962.

Liabilities.	Rs.	nP.	Assets			Rs.	nP.
Debts.			Cash at Bank	27,12,067	91		
			Cash in Office	23,607	57		
			Education Loan Interest Warrant Payable Account.	6,935	00		
Due on cheques payable ...	2,45,200	15				27,42,610	48
			Advances—Recoverable (*vide* Appendix No. 39)				
			Municipal Officers	3,78,711	51		
			Sundries—Miscellaneous advances.	6,32,355	37		
Due on outstanding charges for 1961-62 and previous years ...	17,65,201	00				10,11,066	88
			Plant and Machinery	34,758	87		
			Add Expenditure during the year				
				34,758	87		
Due on outstanding charges on account of Interest accrued but not paid (details *vide* Appendix No. 39B)	94,375	01	*Less* Depreciation	17,382	00	17,376	87
			Deposits in Public Securities with State Bank of India	1,50,800	00		
			In Office ...	48,700	00	1,99,500	00
Deposits in Cash and Public Securities from Contractors and private parties (*vide* details shown in Appendix No. 39-A) ...	27,30,232	45	Municipal Contribution Receivable :—				
			From Budget 'A'	15,268	24		
			From Budget 'D'	2,92,028	58		
			From Budget 'F'	6,793	88	3,14,090	70
Endowment Fund (*vide* details shown in Appendix No. 41-A)...	3,49,855	37	**Investments—**				
			Endowment Fund (*vide* Appendix No. 41-A)				
			With State Bank of India & in Office				
			In securities	3,48,658	59		
			In cash	1,196	78		
				3,49,855	37	3,49,855	37
Surplus Revenue Fund (*vide* Appendix No. 31) ...	57,38,273	71	Surplus Fund				
			In securities *	20,57,985	31		
			In Fixed Deposit	32,30,000	00		
			In Call. Deposit	10,00,000	00		
			In Current Account Deposit ...	652	08		
						62,88,637	39
Total ...	1,09,23,137	69	Total ...			1,09,23,137	69

* Details of Securities held in Surplus Fund—

	Face value Rs.	Cost Rs. nP.
4½% Ahmedabad Municipal Debentures 1971 ...	10,00,000	9,90,000 00
3% Govt. Loan 1970-75 ...	700	610 31
3½% Bombay Municipal Debentures 1947 ...	1,000	875 00
4½% Do. 1961 ...	66,500	66,500 00
4½% Do. (Rep. 1985) (Rep. 1986)	10,00,000	10,00,000 00
	20,68,200	20,57,985 31

APPENDIX No. 35

EDUCATION FUND

Capital Fund Balance Sheet as at 31st March 1962.

Liabilities		Rs.	nP.	Assets		Rs.	nP.
Loans Outstanding—				**Block Account—**			
Due to Public—				**Loan Funds—**			
(*Vide* details as shown in Appendix No. 37).	2,73,50,000 00			Property and Assets at original cost as per Appendix No. 36. ...		2,56,52,000	60
Trust Fund				**Trust Fund—**			
Donation from Smt. Bhagirthibai w/o the Late Shri Shankar Laxman Narayan for School Building at Lalbag. ...	50,000 00			Expenditure as per Appendix No. 36.		1,08,541	92
				Advance for purchase of Furniture for New School Buildings.			
Donation for construction of a Building for Gujarati School at Goregaon ...	10,000 00			Balance on 1-4-61 ...	5,81,116 72		
				Add—Expenditure during the year	5,63,254 45		
					11,44,371 17		
Donation for construction of Goregaon Hindi School ...	4,592 00			*Less*—Amount repaid.	58,112 00	10,86,259	17
Donation for construction of Borivli Gujarati School ...	2,400 00			**Investment—**			
		66,992	00	**Sinking Fund—**			
Surplus—				As per Appendix No. 38 ...		†29,19,731	49
Sinking Fund ...		29,19,731	49	**Loan Fund—**			
Contribution from Trust Fund ...		1,08,541	92	In Fixed Deposit	16,70,000 00		
Contribution from Government ...		10,00,000	00	In Cash ...	8,732 23	* 16,78,732	23
Grand Total ...		3,14,45,265	41	Grand Total...		3,14,45,265	41

* Includes Rs. 66,992.00 being balance on account of Trust Fund.

† For Face, Purchase and Market values of Securities held in the Sinking Fund, please see Appendix No. 41.

APPENDIX No. 36—*Contd.*

EDUCATION FUND.

Block Account showing details of Capital Expenditure upto 31st March 1962.

	Total Capital Expenditure upto 31st March 1961.	Expenditure during 1961-62.	Total Capital Expenditure upto 31st March 1962.
	Rs. nP.	Rs. nP.	Rs. nP.
(1) Loan Funds.			
City Section.			
Works completed (as per Report for 1960-61) ...	41,51,916.27	...	41,51,916.27
Construction of a School Building on Plot Nos. 50, 51 and 52 Suparibaug Estate (1958-59) ...	4,76,111.44	1,920.45	4,78,031.89
Extension of School Building at Laxminarayan Lane, Matunga (1958-59) ...	59,130.14	545.91	59,676.05
	46,87,157.85	2,466.36	46,89,624.21
Works Completed—			
(1) Construction of a proposed School Building on Plot Nos. 2 and 3, Mahalaxmi ...	2,82,627.85	...	2,82,627.85
(2) Construction of a School Building on the site of the acquired property in C.S. No. 94 of Parel-Sewree Division and bearing Street No. 31C of Elphinstone Road ...	6,25,424.77	11,912.05	6,37,336.82
(3) Extension of Foras Road Marathi School Building ...	2,18,555.98	4,655.13	2,23,211.11
Total—Works completed ...	58,13,766.45	19,033.54	58,32,799.99
Works in Progress—			
(1) Construction of a school building on Plots Nos. 150, 151, 152 and 153 in Scheme No. 31, Suparibaug Estate ...	3,64,784.91	3,95,097.45	7,59,882.36
(2) Purchase of Plot No. 96-98 North and 141-13 South, Dadar-Matunga Schemes 5 and 6 including structures thereon for Municipal schools ...	5,66,006.42	...	5,66,006.42
(3) Construction of school building on Plots No. 2 and 3 near Mahalaxmi Overbridge ...	...	1,13,749.30	1,13,749.30
(4) Construction of school building Scheme 52, Worli Estate between Haines Road and Dr. Annie Besant Road ...	4,42,109.73	2,63,958.09	7,06,067.82
(5) Extension of Walpakhadi Municipal School building ...	65,779.58	...	65,779.58
(6) Construction of an additional floor over the Imamwada Girls Vocational School building ...	3,29,355.39	10,435.28	3 39,790.67
(7) Construction of a school building on Plot No. 271, 272 and 272A Sion Matunga Estate (East) ...	4,75,907.16	5,758.27	4,81,665.43
(8) Acquisition of plot bearing C.S. No. 718 of Dadar Naigaum Division ...	30,936.06	...	30,936.06
(9) Construction of school building on land bearing C.S. No. 156, Gokhale Road (South) ...	5,84,019.21	...	5,84,019.21
(10) Acquisition of Plot bearing No. 54 Part, 5,400 sq. yds. access land 98 sq. yds. in C.S. No. 118 (Part), 9,107 sq. yds. of which 4,000 sq. yds. is for school in Parel Sewri Division ...	3,16,524.14	...	3,16,524.14
(11) Acquisition of Plot of land at Kalachowki from Govt. Housing Colony, 2,600 sq. yds. ...	50,428.80	...	50,428.80
(12) Acquisition of Plot bearing No. C.S. 80, 1/80 and 2/80 of Lower Parel Division for School ...	1,87,512.47	...	1,87,512.47
Carried over ...	34,13,363.87	7,88,998. 39	42,02,362.26

APPENDIX No. 36—*Contd.*

EDUCATION FUND.

Block Account showing details of Capital Expenditure upto 31st March 1962.

	Total Capital Expenditure upto 31st March 1961.	Expenditure during 1961-62.	Total Capital Expenditure upto 31st March 1962.
Brought forward ...	Rs. 34,13,363.87	Rs. 7,88,998.39	Rs 42,02,362.26
(13) Construction of Municipal School Building consisting of ground and one upper floor near New Body Guard Lines at Mahalaxmi ...	2,60,004.89	2,251.01	2,62,255.90.
(14) Acquisition of site at Masjid Street for School, C.S. No. 3359, Bhuleshwar Division ...	16,987.00	...	16,987.00
(15) Construction of a School Building on Plots Nos. 89, 90, Naigaum Estate for Bhoiwada Schools ...	2,38,667.21	4,75,671.06	7,14,338.27
(16) Construction of a School Building on Plot bearing C.S. No. 436, Lower Parel Division ...	177.63	27.56	205.19
(17) Construction of a School Building of a ground and one upper floor in the Compound of Maratha Hospital at Connought Road ...	3,59,286.77	1,95,273.99	5,54,560.76
(18) Construction of a School Building consisting of ground and one upper floor on Municipal land at Dharavi ...	244.79	...	244.79
(19) Construction of School Building on Plot No. 3170, Sewri-Wadala Estate, Scheme 57 ...	2,41,637.57	79,598.13	3,21,235.70
(20) Additions and alterations to the ground floor in the Southern Wing and addition of one floor at the Chowpatty Municipal Market for a School ...	22.91	...	22.91
(21) Construction of School Building consisting of ground and two upper floors bearing C.S. No. 1872 of Byculla Division at Agripada for accommodating Municipal Marathi School ...	2,25,333.15	8,00,000.00	10,25,333.15
(22) Construction of School Building consiting of ground and one upper floor on the plot of land at Worli Neighbourhood Unit ...	2,80,476.00	2,89,212.26	5,69,688.26
(23) Construction of an additional third floor over the Madhavrao Rokde School Building ...	81.25	1,22,563.89	1,22,645.14
(24) Construction of an additional floor over the Municipal Nul Bazar Gujarati School Building ...	368.51	18,031.00	18,399.51
(25) Construction of a school building consisting of ground and 3 upper floors on Plot bearing C.S. No. 343 of Tardeo Division at Arthur Road ...	3,75,000.00	4,50,000.00	8,25,000.00
(26) Construction of an additional second floor over the Kamathipura Marathi School Building at Sukhlaji Street ...	2,66,000.00	11,203.20	2,77,203.20
(27) Construction of an additional third floor over the Nagpada Municipal Urdu School Building at Mastan Tank ...	1,30,429.41	10,866.11	1,41,295.52
(28) Construction of an additional third floor over Dongri Municipal Marathi School Building on Plot No. 83/84, and 90/91 at Dongri ...	1,91,097.50	7,035.17	1,98,132.67
(29) Proposed School Building on Plot bearing C.S. No. 1679, (Part) and 1549 (Part) at the junction of Moreland Road and Mahomedan Street of Byculla Division.	157.52	...	157.52
Carried over ...	59,99,335.98	32,50,731.77	92,500,67.75

APPENDIX No. 36—(*Contd.*).

EDUCATION FUND

	Total Capital Expenditure upto 31st March 1961.	Expenditure during 1961-62.	Total Capital Expenditure upto 31st March 1962.
	Rs. nP.	Rs. nP.	Rs. nP.
Brought forward ...	59,99,335.98	32,50,731.77	92,50,067.75
(30) Acquisition of C.S. Nos. 780 and 791 of Mandvi Division for Municipal School ...	...	1,40,424.32	1,40,424.32
(31) Acquisition of a site at Bora Bazar Street, Fort for a School ...	...	1,20,290.00	1,20,290.00
(32) Acquisition of a site at Karel Wadi for a School Building (C.S. No. 2166 Bhuleshwar Division) ...	...	29,955.24	29,955.24
(33) Construction of a School Building consisting of a ground floor and 3 Upper floors on Plot of Land bearing No. C.S. 3169 & 3170 of Bhuleshwar Division ...	...	74,780.30	74,780.30
(34) Construction of a School Building consisting of basement ground and 4 upper floors near the Reserve Bank of India, off Mint Road ...	...	8,206.54	8,206.54
(35) Construction of a school building Consisting of Graund & Four upper floors on C.S. No. 1243 of Girgaon Division ...	...	84,903.61	84,903.61
(36) Construction of School Building on Plot of Land at Woollen Mill Lane ...	...	1,07,643.90	1,07,643.90
(37) Construction of an additional floor over Municipal Marathi Primary School Building on Site 'A' comprised of Plot bearing C.S. Nos. 31369 (part) 124 and 3-69 of Colaba Division ...	...	1,89,230.37	1,89,230.37
(38) Construction of an additional third floor over Municipal School Building on Site 'B' in Plot bearing C.S. No. 31369 (part) 124 and 3/69 (Part) of Colaba Division.	...	1,06,855.46	1,06,855.46
(39) Construction of an additional second floor over School Building at DeLisle Road ...	...	2,50,000.00	2,50,000.00
(40) Construction of an additional third floor over the existing R.C. Urdu School Building at Mahim ...	...	1,00,000.00	1,00,000.00
(41) Construction of an additional floor over Municipal Marathi School Building at Jerbai Wadia Road, Sewree ...	...	89,274.90	89,274.90
(42) Construction of New School Building in place of existing School Building at Chandanwadi, Girgaon ...	...	428.14	428.14
(43) Construction of an additi onal floor over existing School Building on Plot No. 160B to 162A, Scheme Sion-Matunga Estate ...	...	94,495.38	94,495.38
(44) Taking over on lease and conversion of six Washing Sheds in the premises of the Development Chawls at Worli into Class-rooms for conducting Municipal Primary School ...	...	50,253.62	50,253.62
Total—Works in Progress ...	59,99,335.98	46,97,473.55	1,06,96,809.53
Total—City Section ...	1,18,13,102.43	47,16,507.09	1,65,29,609.52

APPENDIX No. 36—*Contd.*

EDUCATION FUND.

Block Account showing details of Capital Expenditure upto 31st March 1962.

	Total Capital Expenditure upto 31st March 1961.	Expenditure during 1961-62.	Total Capital Expenditure upto 31st March 1962.
Suburban Section.			
Works completed (as per Report for 1960-61). ...	4,40,678.30	...	4,40,678.30
Construction of a uew School Bnilding over the site of the reclaimed Juhu Tank (1958-59). ...	86,353.21	1,244.81	87,598.02
...	5,27,031.51	1,244.81	5,28,276.32
Works completed—			
(1) Construction of an additional floor over Station School Kurla and provision of Sanitary Block ...	91,816.43	...	91,816.43
(2) Acquisition of Plot No. 169 of T.P.S. II, Vile Parle ...	64,337.30	...	64,337.30
(3) Acquisition of land bearing C. S. No. 47 Hissa No. 1 (Part) and 2 (Part) of Mogra-Village, Andheri East for a School Building ...	20,599.46	...	20,599.46
(4) Construction of a School Building and a Sanitary Block for Jogeshwari Gumpha Marathi School ...	19,950.00	2,719.69	22,669.69
(5) Construction of an Open Shed in the Compound of Karia Estate for Gujarati School, Bhandup ...	1,355.55	...	1,355.55
Total—Works completed ...	7,25,090.25	3,964.50	7,29,054.75
Works in Progress—			
(1) Construction of an additional building in the Petit School compound ...	2,97,723.56	6,836.41	3,04,559.97
(2) Construction of an additional floor over and providing sanitary block at the Marathi School at Versova ...	54,330.16	...	54,330.16
(3) Construction of an additional floor over the Municipal Manilal Sunderji School at Vile Parle (West) ...	52,551.54	...	52,551.54
(4) Construction of a School Building on Plot No. 50 in D. P. Scheme No. III, Santacruz ...	32,127.28	29,188.76	61,316.04
(5) Construction of an additional floor over Suren Primary School Building at Andheri and providing sanitary block thereat ...	1,12,400.42	...	1,12,400.42
(6) Construction of a new building in place of the existing one at Kherwadi ...	3,34,805.73	223.16	3,35,028.89
(7) Construction of an additional floor over Municipal Marathi School at Chembur Ghatkopar Road ...	72,444.81	2,592.99	75,037.80
(8) Construction of a School Building on the plot of the Bombay Housing Board at Kalina, Santacruz ...	2,31,823.82	6,649.52	2,38,473.34
(9) Construction of a School Building on Plot of M. A. Mehta at Ghatkopar ...	2,37,890.24	*Cr.* 55.47	2,37,834.77
(10) Extension of School Building by demolishing existing ground floor building on Plot No. 38, T. P. S. I, Vile-Parle (East) ...	1,06,103.73	19,911.91	1,26,015.64
(11) Construction of school building on Plot offered by Bombay Housing Board at Survey No. 68-71, Chembur ...	18,887.91	98,447.44	1,17,335.35
(12) Construction of a school building on the relaimed Rajabally Tank at Santacruz ...	7,14,870.64	...	7,14,870.64
(13) Construction of a school building on Plot behind Jawahar Talkies, Kurla for Hindi School ...	3,87,511.67	1,251.11	3,88,762.78
(14) Construction of a school building on Dhanji Devshi Kanyashala Plot Ghatkoper ...	2,90,208.58	...	2,90,208.58
(15) Construction of a school building at Jayantilal Vaishnav Road, Ghatkopar ...	4,83,487.88	...	4,83,487.88
(16) Construction of a school building at Rajawadi Housing Colony at Ghatkopar ...	2,06,899.78	14,511.86	2,21,411.64
Carried over ...	36,34,067.75	1,79,557.69	38,13,625.44

APPENDIX No 36—Contd.

EDUCATION FUND

	Total Capital Expenditure upto 31st March 1961.	Expenditure during 1961-62.	Total Capital Expenditure upto 31st March 1962.
Brought forward ...	36,34,067.75	1,79,557.69	38,13,625.44
(17) Construction of a school building on the Plot offered by Bombay Housing Board at S. No. 14, Chembur	6,36,499.28	31,413.03	6,67,912.31
(18) Acquisition of a Plot at Kol-dongri for Marathi and Gujarati School ...	17,575.00	...	17,575.00
(19) Extension of Laxminagar Municipal School Building at Khar ...	13,650.00	98,961.74	1,12,611.74
(20) Construction of a School Building on the Plot offered by Jogeshwari Co-operative Housing Colony ...	164.20	2,594,72.17	2,59,636.37
(21) Construction of an additional floor over Rao Memorial School at Pali Hill, Bandra ...	28,353.92	35,363.47	63,717.39
(22) Construction of a School Building on Plot No. 169, T.P.S. II, Vile Parle ...	6,38,044.68	2,24,837.41	8,62,882.09
(23) Extension of Bhandup Municipal School ...	22,654.02	2,775.11	25,429.13
(24) Construction of a School Building at Koldongri, Andheri	141.92	1,00,000.00	1,00,141.92
(25) Extension of School Building on Plot No. 50 in T.P.S. III, Santacruz ...	141.94	69,535.73	69,677.67
(26) Construction of a two storied Municipal School Building on Plot No. 370 (Part) at Vakola Santacruz East..	141.92	3,22,835.38	3,22,977.30
(27) Acquisition of land in Andheri and Ambivli New Daud Baug for School and Road ...	...	35,000.00	35,000.00
(28) Construction of a School Building on S. 323 Danda, Bandra ...	...	104.56	104.56
(29) Construction of an additional floor over Suren Primary School Building at Andheri and providing sanitary blocks thereat ...	...	39.80	39,80
(30) Construction of a School Building on a plot at Squatters' Colony Jogeshwari ...	...	1,43,148.82	1,43,148.82
(31 Construction of a School Building on Plot No. S. 78 of Ambivli Village, Andheri ...	...	199.90	199.90
(32) Extension of Mahul Municipal Marathi School Building.	...	161.70	161.70
(33) Construction of semi-permanent structure in the Suburbs at Mankhurd ...	...	19,946.73	19,946.73
(34) Construction of Temporary three Class room in the School Compound behind Akash Talkies at Kurla ...	...	140.18	140.18
(35) Proposed extension to Suren Primary School at Teli Gulli, Andheri ...	...	50,528.34	50,528.34
(36) Construction of a School Building at Hasanabad Lane, Khar. ...	...	199.89	199.89
(37) Construction of a School Building in T.P.S.V on Plot No. 132, Santacruz ...	...	1,99,999.59	1,99,999.59
(38) Construction of an additional floor over the existing School Building at Danda Bandra ...	...	49,926.04	49,926.04
(39) Construction of Additional floor over Municipal School Building at Magan Nathuram Road, Kurla ...	...	319.20	319.20
40) Construction of a School Building on the plot bearing C. S. No. 47 Hissa No. 1 & 2 (part) Mogra Village ...	...	369.20	369.20
Total—Works in Progress ...	49,91,434.63	18,24,835.68	68,16,270.31
Total—Suburban Section ...	57,16,524.90	18,28,800.18	75,45,325.08

APPENDIX No. 36—(*Contd.*)

EDUCATION FUND

Block Account showing details of Capital Expenditure upto 31st March 1962.

	Total Capital Expenditure upto 31st March 1961.	Expenditure during 1961-62.	Total Capital Expenditure upto 31st March 1962.
Extended Suburban Section	Rs.	Rs.	Rs.
Works Completed—			
(1) Construction of a two roomed semi-permanent School Building at Mahul Village, Mulund ...	12,009.39	...	12,009.39
(2) Construction of a semi-permanent building for a Hindi School at Mulund ...	20,029.35	...	20,029.35
Total—Works Completed ...	32,038.74	...	32,038.74
Works in Progress—			
(1) Construction of a school building for Gujarati School at Kandivli ...	53,432.40	50,974.84	1,04,407.24
(2) Construction of a school building for Goregaon Gujarati Hindi and Marathi School ...	2,46,870.62	3,85,520.30	6,32,390.92
(3) Extension of Buildings for Malad East and West Marathi and Gujarati School ...	27,820.16	809.70	28,629.86
(4) Extension of Buildings for Borivali Marathi and Gujarati School ...	11,207.60	156.11	11,363.71
(5) Acquisition of Plot offered by Bombay Gorakshak Samiti in Kandivali East ...	22,010.40	...	22,010.40
(6) Construction of a two storied school building on the plot offered by Bombay Gowrakshak Samiti at Akurali Road, Kandili East ...	86,654.32	2,16,338.86	3,02,993.18
(7) Construction of 2 storyed Municipal School Building of 12 Class Rooms at Dattapada Road, Borivli (East) ...	...	1,44,745.22	1,44,745.22
(8) Acquisition of a Plot and Construction of a School and and play-ground at Dahisar West ...	...	26,656.60	26,656.60
(9) Construction of an additional room to Gujaratipada, Dahasir West ...	...	13,155.86	13,155.86
(10) Semi-permanent structures for Schoolat Village Road, Kandivali ...	...	13,449.64	13,449.64
(11) Construction of Eksar Talepakhadi School ...	...	172.99	172.99
(12) Construction of Kandarpada School ...	...	172.99	172.99
(13) Extension to Ratanbai Marathi and Gujarati Schools at Mulund ...	...	383.51	383.51
Total—Works in Progress ...	4,47,995.50	8,52,536.62	13,00,532.12
Total—Extended Suburban Section...	4,80,034.24	8,52,536.62	13,32,570.86
DISCOUNT AND OTHER CHARGES ON THE LOANS :			
Discount and other charges on the Loans ...	2,44,495.14	...	2 44 495.14
Total : Loan Funds ..	1,82,54,156.71	73,97,843.89	2,56,52,000.60
(2) Trust Funds			
Works completed (as per Report for 1960-61) ...	76,454.49	...	76,454.49
Works completed—			
Construction of a school building on the Plot behind Jawahar Talkies, Kurla, for Hindi School ...	21,721.31	...	21 721.31
Works in Progress—			
Construction of a school building for Gujarati School at Kandivli ...	10,366.12	...	10,366.12
Total : Trust Funds ...	1,08,541.92	...	1,08,541.92
Grand Total ...	1,83,62,698.63	73,97 843.89	2,57,60,542.52

Note.—Capital expenditure upto 31st December1950 is shown in Budget 'A' accounts under III.—Education Primary. (Appendix No. 8).

APPENDIX No. 37

EDUCATION FUND

Statement showing outstanding loans due by the Municipality, the interest outstanding on 1st April 1961 on the different Loans, the amount payable for the year 1961-62, the amount paid by the State Bank of India, and in Office during that year and the balances outstanding on 31st March 1962.

Particulars of Loans.	Rate of Interest.	Balance due on 1-4-61.	Amount raised in 1961-62.	Total.	Amount repaid in 1961-62.	Balance due on 31st March 1962.	Interest outstanding on 1-4-1961.	Interest payable in 1961-62.	Total Interest due.	Deduct Interest paid by the State Bank of India and in Office.	Outstanding balance on 31st March 1962.
(1)	(2)	(3)	(4)	(5)	(6)	(7)	(8)	(9)	(10)	(11)	(12)
Loans raised from the Public		Rs.		Rs.		Rs.	Rs. nP.	Rs. nP.	Rs. nP.	Rs. nP.	Rs. nP.
(1)The 5 Lakhs Education Loan of 1952-53	4 per cent.	5,00,000	...	5,00,000	...	5,00,000	910.00	20,000.00	20,910.00	20,630.00	280.00
(2) The 5 Lakhs Education Loan of 1952-53	4 per cent.	5,00,000	...	5,00,000	...	5,00,000	...	20,000.00	20,000.00	20,000.00	...
(3) The 15 Lakhs Education Loan of 1954-55 ...	4 per cent.	15,00,000	...	15,00,000	...	15,00,000	9,651.00	60,000.00	69,651.00	59,599.00	10,052.00
(4) The 20 lakhs Education Loan of 1955-56 ...	4 per cent.	20,00,000	...	20,00,000	...	20,00,000	7,200.00	80,000.00	87,200.00	80,557.00	6,643.00
(5) The 35 lakhs Education Loan of 1957-58	4¼ per cent.	35,00,000	...	35,00,000	...	35,00,000	...	1,48,750.00	1,48,750.00	1,48,750.00	...
(6) The 30 Lakhs Education Loan of 1958-59 ...	4¼ per cent.	30,00,000		30,00,000	...	30,00,000	1,594.00	1,27,500.00	1,29,094.00	1,22,804.00	6,290.00
(7) The 50 Lakhs Education Loan of 1959-60 ...	4 per cent.	50,00,000	...	50,00,000	...	50,00,000	...	2,00,000.00	2,00,000.00	2,00,000.00	...
(8) The Rs. 38.5 Lakhs Education Loan of 1960-61 ...	4½ per cent.	38,50,000	...	38,50,000	...	38,50,000	...	1,63,625.00	1,63,625.00	1,63,625.00	...
(9) The Rs. 10 Lakhs Education Loan of 1960-61 ...	4¼ per cent.	10,00,000	...	10,00,000	...	10,00,000	...	29,987.00	29,987.00	29,987.00	—
(10) The Rs. 55 Lakhs Education Loan of 1961-62 ...	4¼ per cent.		55,00,000	55,00,000	...	55,00,000					
(11) The Rs. 10 Lakhs Education Loan of 1961-62 ...	4¼ per cent.		10,00,000	10,00,000	...	10,00,000					
Loans from Public ...		2,08,50,000	65,00,000	2,73,50,000	...	2,73,50,000	19,355.00	8,49,862.00	8,69,217.00	8,45,952.00	23,265.00

APPENDIX No. 38

EDUCATION FUND

Statement showing the Actual Investments on account of the Sinking Fund of different Municipal Loans upto 31st March 1962, compared with the amounts which should have accumulated upto that date on the basis of the Fixed Instalments and the sums set aside as Sinking Fund as at 31st March 1962.

Name of Loan	Amount raised	When raised	When repayable	Amount of Annual Sinking Fund Instal-ment	Date when Sinking Fund commenced	Amount of Sinking Fund which should have accumulated upto-31st March 1962 at compound Interest
1	2	3	4	5	6	7
4 per cent. Municipal Loan (3¾ per cent. basis).	Rs.			Rs.		Rs. nP.
5 lakhs Education Loan 1952 ...	5,00,000	3rd September 1952.	1st September 1964 ...	33,756.12	1st September 1953 ...	3,61,325.12
5 lakhs Education Loan 1952-53 ...	5,00,000	26th November 1952.	1st September 1967 ...	25,438.00	1st September 1953 ...	2,72,287.00
15 lakhs Education Loan 1954 ..	15,00,000	16th October 1954.	1st September 1964 ...	51,694.00	1st September 1955 ...	4,14,074.00
4 per cent Municipal Loan (3½ per cent. basis).						
20 lakhs Education Loan 1955 ..	20,00,000	15th September 1955	15th September 1967 ...	70,723.00	15th September 1956 ...	4,72,075.00
50 lakhs Education Loan 1959 ...	50,00,000	28th September 1959	28th September 1971 ...	1,76,806.00	28th September 1960 ...	3,66,237.00
4¼ per cent Municipal Loan (3½ per cent. basis).						
35 lakhs Education Loan, 1957 ...	35,00,000	1st November 1957	1st November 1969 ...	1,23,764.00	1st November 1958 ...	5,29,267.00
30 lakhs Education Loan 1958 ...	30,00,000	11th August 1958	11th August 1970 ...	1,06,084.00	11th August 1959 ...	3,36,919.00
38.5 lakhs Education Loan 1960 ...	38,50,000	15th Nov. 1960	15th Nov. 1972 ...	1,36,140.00	15th Nov. 1961 ...	1,37,940.00
4¼ Percent Municipal Loan (3¾ per cent bsis)						
10 lakhs Education Loan 1961 ...	10,00,000	1st March 1961	15th Nov. 1985 ...	24,832.00	15th Nov. 1961 ...	25,184.00
						29,15,308.12

	Amount actually invested upto 31st March 1962				Amount of interest accrued upto 31st March 1962 collected and invested in 1962-63	Total of Columns 5 and 6
	Amount of Sinking Fund invested upto 31st March 1961	Sinking Fund Instalments paid in 1961-62	Interest etc., accumulations invested in 1961-62	Total		
1	2	3	4	5	6	7
	Rs. nP.	Rs. nP.	Rs. nP.	Rs. nP.	Rs. nP.	Rs. nP.
Sinking Fund ...	20,75,417.71	7,49,237.12	95,076.66	29,19,731.49		
In Public Securities as detailed in Appendix No. 41.				29,19,376.26		
In Cash ...				355.23		
Total ...				29,19,731.49	26,412.30	29,46,143.79

The market value of the securities on 31st March 1962 is Rs. 29,35,552.30 as shown in Appendix No. 41 and after adding the Cash Balance of Rs. 355.23 the interest accrued on securities amounting to Rs. 26,412.30 the total amount of Sinking Fund is Rs. 29,62,319.83.

APPENDIX No. 39

EDUCATION FUND

Statement of Advances for 1961-62.

Name of Account.	Opening Balance on 1st April 1961		Debits during 1961-62		Total.		Credits during 1961-62		Closing Balance on 31st March 1962.	
Municipal Officers :—	Rs.	nP.	Rs.	nP.	Rs.	nP.	Rs.	nP.	Rs.	nP.
Standing Advances for Contingent expenses ...	31,048	53	5,439	02	36,487	55	1,177	70	35,309	85
Motor Cars and Motor cycles to officers.	3,920	00	4,000	00	7,920	00	960	00	6 960	00
Loan Scholarships to Municipal Teachers under training ...	2,94,292	30	46,432	55	3,40,724	85	4,793	19	3,35,931	66
Dishonoured cheques ..	...		3,218	00	3,218	00	2,708	00	510	00
	3,29,260	83	59,089	57	3,88,350	40	9,638	89	3,78,711	51
undries Miscellaneous Advances ...	10,72,335	53	5,32,307	21	16,04,642	74	9,72,287	37	6,32,355	37
Total	14.01,596	36	5,91,396	78	19,92,993	14	9,81,926	26	10,11,066	88

APPENDIX No. 39-A.

EDUCATION FUND

Statement of Deposit Accounts for 1961-62.

Name of Account.	Opening Balance on 1st April 1961.	Credits during 1961-62.	Total.	Debits during 1961-62.	Closing Balance on 31st March 1962
	Rs.	Rs.	Rs.	Rs.	Rs.
A.—Cash Deposits from Contractors, Tenderers and Municipal Employees					
(*i*) From Contractors ...	3,31,617.25	2,20,781.88	5,52,399.13	1,38,052.03	4,14,347.10
(*ii*) From Tenderers ...	26,637.50	4,00,860.00	4,27,497.50	3,30,808.50	96,689.00
B.—Cash Deposits from Private Parties received through Departmental Offices ...	43,137.46	50,138.02	93,275.48	36,061.39	57,214.09
C.—Other Cash Deposits—					
(1) Provident Fund Advances, etc.	94,347.50	1,70,499.84	2,64,847.34	1,53,341.00	1,11,506.34
(2) Pensions ...	10,025.51	7.807.88	17,833.39	3.404.50	14,428.89
(3) Co-operative Societies ...	10.912.33	19,501.56	30.413.89	27,098.58	3,315.31
(4) Interest on Securities of Endowment Funds ...	12,332.82	7,911.05	20,243.87	5,454.91	14,788.96
(5) Interest on other Securities	...	...	...	...	...
(6) Income-tax on Establishments	890.26	629.41	1,519.67	1.026.81	492.86
(7) Unpaid Rent ...	80.046.47	54,672.71	1,34,719.18	99,834.27	34,884.91
(8) Court attachment and departmental dues ...	7,071.98	40,464.90	47,536.88	45,844.55	1,692.33
(9) Other Deposits ...	8,96,650.65	13,64,674.76	22,61,325.41	6,86,452.11	15,74,873.30
(10) Sales Tax ...	00.14	245.72	245.86	245.86	...
(11) Unclaimed Wages ...	2,36,517.32	3,02,400.00	5,38,917.32	3,31,217.96	2,07,699.36
(12) Municipal Contribution ...	1,74,272.66	11,14,525.17	12,88,797.83	12,88,797.83	...
D.—Paper Deposits kept in Office ...	2,000.00	5,800.00	7,800.00	3,300.00	4,500.00
E.—Paper Deposits from Contractors, Municipal Employees, etc. ...	1,43,100.00	97,500.00	2,40,600.00	46,800.00	1,93,800.00
F.—Security Deposit for Supply of Text Books ...	...	...	...	...	...
Wages Deposit Account ...	...	...	...	...	...
Provident Fund Recoveries and Payments	...	52,65,051.39	52,65,051.39	52,65,051.39	...
Total	20,69,559.85	91,23,464.29	1,11,93,024.14	84,62,791.69	27,30,232.45

APPENDIX No. 39-B

EDUCATION FUND

Statement showing ' Interest accrued but not paid ' in respect of the following Municipal Loans credited to Suspense Account pending adjustment in their respective years of repayment outstanding on 31st March 1962.

Year of Adjustment	Particulars of Loan	Amount of Interest accrued but not paid outstanding		Date of maturity of loan
		Rs.	nP.	
1953-54	Rs. 5 lakhs Education Loan of 1952-53 ...	1,666	67	1-9-1964
1954-55	Rs. 5 lakhs Education Loan of 1952-53 ...	1,666	67	1-9-1967
1955 56	Rs. 15 lakhs Education Loan of 1954 ...	5,000	00	1-9-1964
1956-57	Rs. 20 lakhs Education Loan, 1955 ...	3,777	78	15-9-1967
1959-60	Rs. 35 lakhs Loan of 1957-58 ...	61,979	17	1-11-1969
1959-60	Rs. 30 lakhs loan of 1958-59 ...	18,062	50	11-8-1970
1960-61	Rs. 50 lakhs loan of 1959-60 ...	2,222	22	28-9-1971
	Total ...	94,375	01	

APPENDIX No. 40

EDUCATION FUND

Statement showing the amounts of Receipts and Expenditure respectively credited and debited to the Education Fund during the year 1961-62 and the balance at the credit of the Fund at the close of the year 1961-62 (*i.e.*, 31st March 1962).

	Rs.	nP.
RECEIPTS—A.—REVENUE ACCOUNT		
(1) Fees and Fines from Municipal Schools ...	...	
(1A) Education Cess ...	47,07,013	26
(2) Contribution towards Primary Education from Municipal Corporation under Section 126C(c) of the Bombay Municipal Corporation Act—		
(*i*) From Budget 'A' ...	1,37,01,800	00
(*ii*) From Budget 'D' ...	28,16,806	00
(*iii*) From Budget 'F' ...	7,83,924	00
(2A) Special Contribution from—		
(*i*) From Budget 'A' ...	40,00,000	00
(*ii*) Budget 'D' ...	...	
(*iii*) Budget 'F' ...	...	
(3) Contribution from Government under Clause 2(*e*) of Schedule BBA of the Bombay Municipal Corporation Act ...	48,26,660	00
(4) Interest on Endowment and Investments ...	6,576	05
(5) Rent and other proceeds of properties ...	1,49,630	44
(6) Interest and Profits on Investments of Surplus, Loan and other balances ...	2,60,135	47
(7) Miscellaneous Receipts ...	2,51,032	67
Total—Revenue Receipts ...	3,15,03,577	89
RECEIPTS—B.—CAPITAL ACCOUNT		
(1) New Loan ...	65,00,000	00
(2) Recoupment of Advance for purchase of furniture ...	58,112	00
(3) Trust Fund ...	...	
Total—Capital Receipts ...	65,58,112	00
RECEIPTS—C.—SUSPENSE ACCOUNT		
Advances—Municipal Officers—		
(*a*) Standing Advances for Contingent Expenditure ...	1,177	70
(*b*) Motor Cars and Motor Cycles to Officers ...	960	00
(*c*) Dishonoured Cheques ...	2,708	00
(*d*) Loan scholarships to Municipal Teachers Under Training ...	4,793	19
Advance for purchase of Plant and Machinery ...	17,382	00
Sundries—Miscellaneous Advances ...	9,72,287	37
State Bank of India and other Local Banks Paper and Cash Account—including Paper Deposits in Office Custody—		
Sinking Fund (Paper and Cash) Account ...	41	45
Endowment Fund (Paper and Cash) Account ...	6,203	56
Loan Fund (Paper and Cash) Account ...	81,718	57
Surplus Fund (Paper and Cash) Account ...	8,59,740	47
Sundry Deposits (Paper and Cash) Account ...	1,96,13,434	96
Deposit Account ...	38,58,412	90
Provident Fund Recoveries ...	52,65,051	39
Provident Fund Investments ...	17,66,893	78
Cash Bills Outstanding ...	...	
Cheques Payable ...	4,21,18,798	83
Wages Deposit Account ...	...	
Municipal Contribution Receivable ...	22,783	27
Municipal Contribution Payable (Refundable) ...	...	
Endowment Fund Account ...	5,160	96
Sinking Fund Account—Education ...	8,44,313	78
Education Loan Interest Warrant Payable Account ...	5,89,937	25
Interest Receivable Account ...	...	
Interest accrued but not paid ...	...	
Investment of Surplus Monies in Public Securities ...	...	
Advances from Surplus Monies for financing Capital Expenditure pending raising of Loan ...	...	
Total—Suspense Receipts ...	7,60,31,799	43

APPENDIX No. 40—(*Contd.*)

		Rs.	nP.
EXPENDITURE—A.—REVENUE ACCOUNT			
A.—General Supervision and Administration	...	5,85,358	85
B.—Municipal Primary Schools	...	2,32,07,632	56
C.—Private Primary Schools	...	6,57,661	56
D.—Medical Inspection of School Children	...	3,40,003	84
E.—Enforcement of Compulsion	...	30,418	84
F.—Educational Activities	...	1,52,124	30
G.—Pension and Provident Fund	...	14,35,354	00
H.—Dearness Allowance	...	...	
I.—New Works	...	34,056	57
J.—Debt Charges	...	17,59,499	24
K.—Training Facilities for Municipal Teachers	...	13,810	49
L.—Proportionate Cost of Collection of Education Cess	...	1,53,089	00
Total—Revenue Expenditure	...	2,83,69,009	25
EXPENDITURE—B.—CAPITAL ACCOUNT			
(1) Loan Funds—	...	73,97,843	89
(2) Advance for purchase of furniture for New School Building	...	5,63,254	45
(3) Trust Fund	...	...	
Total—Capital Expenditure	...	79,61,098	34
EXPENDITURE—C.—SUSPENSE ACCOUNT			
Advances—Municipal Officers—			
(*a*) Standing Advances for Contingent expenditure	...	5,439	02
(*b*) Motor Cars and Motor Cycles to Officers	...	4,000	00
(*c*) Dishonoured Chqeues	...	3,218	00
(*d*) Loan Scholarship to Municipal Teachers under Training	...	46,432	55
Advance for purchase of Plant and Machinery	...	...	
Sundries—Miscellaneous Advances	...	5,32,307	21
State Bank of India and other Local Banks Paper and Cash Account—including paper Deposits in Office Custody—			
Sinking Fund (Paper and Cash) Account	...	8,44,355	23
Endowment Fund (Paper and Cash) Account	...	9,561	15
Loan Fund (Paper and Cash) Account	...	8,732	23
Surplus Fund (Paper and Cash) Account	...	10,08,067	05
Sundry Deposits (Paper and Cash) Account	...	1,94,88,632	95
Deposit Account	...	31,97,740	30
Provident Fund Payments	...	52,65,051	39
Provident Fund Investments	...	17,66,893	78
Cash Bills Outstanding	...	...	
Cheques Payable	...	4,26,18,651	72
Wages Deposit Account	...	...	
Municipal Contribution Receivable	...	3,14,090	70
Municipal Contribution Payable (Refundable)	...	1,39,600	78
Endowment Fund Account	...	1,803	37
Sinking Fund Account Education	...	...	
Education Loan Interest Warrants—Payable Account	...	5,95,581	25
Interest Accrued but not paid	...	...	
Interest Receivable Account	...	...	
Investment of Surplus Moniesin Public Securities	...	9,90,000	00
Advances from Surplus Monies for financing Capital Expenditure pending raising of Loan	...	...	
Total—Suspense Expenditure		7,68,40,158	68

APPENDIX No. 40 (*Concld.*)

SUMMARY

Receipts. Rs.	nP.		Disbursements. Rs.	nP.
18,61,152	43	Balance on 1st April 1961—		
3,15,03,577	89	A.—Revenue Account ...	2,83,69,009	25
65,58,112	00	B.—Capital Account ...	79,61,098	34
7,60,31,799	43	C.—Suspense Account ...	7,68,40,158	68
11,40,93,489	32		11,31,70,266	27
		*Balance on 31st March 1962 ...	27,84,375	48
11,59,54,641	75	Total Total ...	11,59,54,641	75

			Rs.	nP.
Bank's Reconciliation—				
*Balance as per Bank's Pass Book ...			28,30,330	79
Add—Revenue sent to the Bank on 31st March 1962 but acknowledged on 1st April 1962.			28,257	02
			28,58,587	81
Less—Uncashed cheques ...			1,46,519	90
Balance as per Day Book (Col. No. 10)			27,12,067	91
	Rs.	nP.		
Balance in Office in Government Promissory Notes etc.	48,700	00		
Balance in Office in Cash ...	23,607	57		
			72,307	57
			27,84,375	48

APPENDIX No. 41

EDUCATION FUND

Comparison of Face, Purchase and Market Values at 31st March 1962 of the different Securities held in the Sinking Fund

Particulars of Securities	Face value	Purchase rate per cent.	Book Value	Market rate per cent.	Value at Market Rate (Municipal Debentures being valued at par)
	Rs.	Rs.	Rs. nP.	Rs.	Rs. nP.
4 per cent. Municipal Debentures ...	2,59,000	99¼	2,57,057.50	Par	2,59,000.00
,, ,, ...	6,00,000	99½	5,97,000.00	,,	6,00,000.00
,, ,, ...	2,45,000	99¾	2,44,387.50	,,	2,45,000.00
,, ,, ...	1,99,000	100	1,99,000.00	,,	1,99,000.00
4¼ per cent. Municipal Debentures ...	96,000	98¾	94,800.00	,,	96,000.00
,, ,, ...	9,25,500	100	9,25,500.00	,,	9,25,500.00
3¼ ,, ...	6,000	87 3/25	5,227.20	,,	6,000.00
,, ,, ...	1,09,500	87½	95,812.50	,,	1,09,500.00
3 per cent. Conversion Loan, 1946 ...	400	82½	330.00	70.80	283.20
3 per cent 1st Development Loan 1970-75 ...	300	87 3/16	261.56	89.70	269.10
4 per cent Maharastra State Dev. Loan 1969. ...	5,00,000	100	5,00,000.00	99.00	4,95,000.00
Total ...	29,40,700		29,19,376.26		29,35,552.30

APPENDIX No. 41-A
EDUCATION FUND

Statement showing the amount of and object for which the endowments held under the Endowment Fund were received from different parties upto 31st March 1962.

Serial No	Name of Donor.	Object for which endowment is given.	Particulars of Securities.	Face value.	Rate per cent.	Book value.
				Rs.	Rs. a.	Rs. nP.
1	Smt. Anandibai Keskar ...	"Anandibai Keskar Prize" at Dadar Kumbharwada Marathi Girl's School ...	3 per cent. Conversion Loan 1946 ...	100	Par	100 00
2	Bachubai S. Bengalee ...	"Bachubai Sorabji Benga ee and Sorabjee Shapurji Bengalee Prizes" at S. S. Bengalee Gujarati Girl's School.	4 per cent. Bombay Port Trust Bonds ...	1 000	Par.	1,000 00
			3 per cent 1st Development Loan 1970-75 ...	500	87 3	435 94
						• 25 62
3	Bai Gulabbai H. Shah Memorial Committee ...	"Bai Gulabbai Haribhai Shah Prize" at Gujarati Schools. ...	3 per cent, Conversion Loan 1946 ...	900	Par	900 00
			3 per cent . 1st Development Loan 1970 75 ...	300	87 3	261 56
4	Bai Kashibai Itchhashankar Joshi ...	"Bai Kashibai Itchhashankar Joshi Prizes" at Bhuleshwar Gujarati Girls' School.	3 per cent. Non-interminable Loan 1896 97 ...	1 300	...	1,202 00
5	Mr. Mathuradas Tricumdas and Sheth Vithaldas Damodar Govindjee Trustees.	"Bai Nandubai d/o Ruttansey Raghavji *alias* Bai Gunvantibai w/o Chhabildas Chutarbhuj Bhagat's scholarships" at Gujarati Girls Schools.	4½ per cent. Bombay Municipal Debentures 1961 ...	4,000	100	4,000 00
			3 per cent, Conversion Loan 1946 ...	200	80 9	161 13
						• 38 87
6	Mr. Ramdas Madhavji ...	Behn Manjula d/o Ramdas Madhavji Memorial Fund" for distributing lahanies at Bhuleshwar Gujarati Girls' School.	3 per cent. Conversion Loan 1946 ...	2,500	Par	2,500 00
			3½ per cent. Bombay Municipal Debentures 1947 ...	500	99 4	496 25
			3 per cent 1st Development Loan 1970-75 ...	100	87 3	87 19
						• 31 31
7	Dr. Blaney Memorial Fund ...	"Dr. Blaney Prize" ...	3 per cent. 1st Development Loan 1970 75 ...	1,100	98 8½	1 083 84
			do ...	600	87 3	523 12
						• 25 62
8	Mr. Nawrosji Sorabji Bengalee son of Meherbai Kola and late students and sympathisers etc. of the S. S. Bengalee Gujarati Girls, School.	"Golden Jubilee of the S. S. Bengalee Gujarati Girls' School Trust Fund" and "Nowrosji Bengalee Trust Fund" scholarship prizes etc., at S. S. Bengalee Gujarati Girl's School	4 per cent, Bombay Municipal Debentures 1954 ...	3 500	99 12	3 491 25
			3 per cent 1st Deve opment Loan 1970-75 ...	300	87 3	261 56
			3 per cent. Conversion Loan 1946 ...	1,900	Par	1,900 00
9	Harkisondas Brijlal Memorial Committee ...	"Harkisondas Brijlal Prize" at Buddiwardhak, Gujarati Boy's School ...	3 per cent. Coversion Loan 1946 ...	500	Par	500 00
			3 per cent. 1st Development Loan 1970-75 ...	200	87 3	174 37
						• 12 81
10	The Anjaria Memorial Fund Committee ...	"Himatlal Ganeshji Anjaria Scholarship" to teachers under training ...	3 per cent. Conversion Loan 1946 ...	1,200	Par	1,200 00
			3 per cent 1st Deve opment Loan 1970 75 ...	500	87 3	435 94
11	Messrs. Jairajbhoy Peerbhoy and Noormahomed Jairajbhoy Peerbhoy.	"Jairajbhoy Peerbhoy Gujarati Girl's School Fund". ...	4 per cent. Bombay Municipal Debentures 1954 ...	2 000	99 12	1 995 00
			3 per cent. Coversion Loan ...	15 000	Par	15 000 00
			3 per cent. 1st Development Loan (1970 75) ...	400	87 3	348 75
						• 56 25
12	Executors of the will of the late Jeshtaram Premji ...	"Jeshtaram Premji School Trust Fund" ...	3 per cent Coversion Loan 1946 ...	9100	Par	9 100 00
			4 per cent. Bombay Municipal Deb ntures (180 lacs) 1954 ...	4500	99 12	4 488 75
			4 per cent. Bombay Port Trust Bonds (1913) ...	500	116 0	580 00
13	Bai Jivkore Lallubhai ...	"Bai Jivkore Lallubhai Scholarship and Prize" at S. S. Bengalee Gujarati Girls' School.	3 per cent. Conversion Loan 1946 ...	5 400	100 4	5 413 50
			22 Ordinary shares of Rs. 250 each in Commercial Ahmedabad Mills Co. Ltd. ...	5 500	Par	5 500 00
			3½ per cent. Bombay Municipal Debentures 1977 ...	2 500	87 2	2 178 12
			3 per cent Conversion Loan 1946 ...	1 600	82 8	1320 00

APPENDIX No. 41A—Contd.

EDUCATION FUND.

Serial No.	Name of Donor.	Object for which endowment is given.	Particulars of Securities.	Face value.	Rate per cent.	Book Value.
				Rs.	Rs. nP.	Rs. nP.
			4½ Bombay Municipal Debentures, 1957 ...	1,500	98 75	1,481 25
			3½ Bombay Municipal Debentures (1.25 Crores Loan Rep. 1977) ...	2,000	98 8	1,970 00
			4½ per cent. Bombay Municipal Debentures 1961 ...	1,500	Par	1,500 00
			3 per cent. Conversion Loan 1946 ...	1,800	80 9	1,450 12
			4½ per cent. Bombay Municipal Debentures 1961 ...	500	Par	500 00
			4 per cent. Bombay Municipal Debentures 1959 ...	1,000	Par	1,000 00
						*362 24
14	Residents of Girgaum Locality ...	"Khurshedbai Byramji Wadia Prize" for Municipal Girgaum Gujarati School.	3½ per cent. Bombay Municipal Debentures Rep. 1977 ...	500	98 2	490 62
			3 per cent. 1st Development Loan 1970-75 ...	100	87 3	87 19
15	Lord Hardinge Birth day Celebration Committee...	"Lady Hardinge Prize" at Municipal Schools	3 per cent. 1st Development Loan (1970-75) ...	1,200	98 8½	1,182 37
			3 per cent. 1st Development Loan 1970-75 ...	900	87 3	784 69
						*51 25
16	The Limaye Satkar Mandal ...	"Limaye Prize" at Municipal Marathi Schools ...	3 per cent. Conversion Loan 1946 ...	500	Par	500 00
			3 per cent. 1st Development Loan 1970-75 ...	100	87 3	87 19
17	Mr. Bhagwandas Madhavdas Raghunathdas ...	"Madhavdas Raghunathdas Prize" to girls of S. S. Bengali Gujarati Girls' School.	3 per cent. Conversion Loan 1946 ...	500	Par	500 00
			3 per cent. 1st Development Loan 1970-75 ...	100	87 3	87 19
18	Bai Janabai Rokde ...	"Madhavrao Rokde Free School Endowment and Trust Fund" ...	3 per cent. 1st Development Loan (1970-75) ...	20,000	98 8½	19,706 25
			Do. do. ...	300	87 3	261 56
			3 per cent. Conversion Loan 1946 ...	200	101 8	203 00
			3 per cent. Conversion Loan 1946 ...	100	82 8	82 50
			4 per cent. Bombay Municipal Debentures 1954 ...	7,500	99 12	7,481 25
						*65 44
19	Ratansee Mulji ...	"Manekbai Ratansi Mlji Prize" at Tatansi Mulji Gujarati Boys' School ...	4 per cent. Bombay Port Trust Bonds ...	1,000	Par	1,000 00
			3 per cent. 1st Development Loan 1970-75 ...	300	87 3	261 56
20	Municipal Gulabbai Central Gujarati Girls' School Diamond Jubilee Memorial Committee.	"Municipal Gulabbai Central Gujarati Kanyashala Diamond Jubilee Memorial Fund" for imparting education in tailoring, cutting and sewing. ...	3 per cent. Conversion Loan 1946 ...	5,200	Par	5,200 00
21	Bai Navalbai w/o Raghunathdas Gopaldas ...	"Navalbai (The Nagardas Raghunathdas scholarship" at Nagardas Raghunathdas Gujarati Boys' School.	4 per cent. Bombay Port Trust Bonds ...	2,500	Par	2,500 00
			3 per cent. 1st Development Loan 1970-75 ...	500	87 3	435 94
						*38 44
22	Messrs. Raghunathdas Gopaldas, Dharamdas Tribhuvandas, Ranchhoddas Dharamdas and Ishwardas Lakhmidas.	"The Nagardas Raghunathdas Gujarati Boys' Scholarships and Endowment" at Nagardas Raghunathdas Gujarati Boys' School.	3 per cent. Conversion Loan 1946 ...	23,000	Part	23,000 00
23	Gujerati Teachers Association ...	"Prof. N. G. Welinkar Prizes" to Pupils of Gujarati Schools ...	3 per cent. Conversion Loan 1946 ...	1,000	94 5	943 12
			3 per cent. 1st Developemtn Loan 1970-75 ...	400	87 3	348 75
						*12 81
24	Executors of the Estate of the late Mr. Naworojee Sorabjee Bengalee J.P.	"Nowrojee Sorabjee Bengalee Prize" at S. S. Bengalee Municipal School ...	3 per cent. Conversion Loan 1946 ...	2,000	Par	2,000 00
			3 per cent. 1st Development Loan 1970-75 ...	300	87 3	261 56
25	Jagjivan Raisy Raja Nephew of Paramand Raja ...	"The Paramanand Raja Endowment Fund" ...	3 per cent. Conversion Loan 1946 ...	13,800	Par	13,800 00
26	Parwatibai Dwarkadas Tribhuvandas ...	"Bai Parwatibai Dwarkadas Prize" at Bhulewhsar Gujarati Girls' School ...	3 per cent. 1st Development Loan (1970-75) ...	200	87 3	174 37
						*25 62
27	The Trustees of Bai Padmabai Trust ...	"The Padmabai Quran Sharif Urdu School Trust Fund" ...	3 per cent. Conversion Loan 1946 ...	6,500	Par	6,500 00

* Represents balance in Cash with the State Bank of India.

EDUCATION FUND.

Serial No.	Name of Donor.	Object for which endowment is given.	Particulars of Securities.	Face value.	Rate per cent.	Book Value
28	Sir Currimbhoy Ibrahim, Bart.	"The Rahimtulla Currimbhoy Training Institution Scholarships" at Imamwada Urdu Schoool.	4 per cent. Bombay Municipal Debenture 1954 (180 Lakhs) ...	17,000	99 12	16,957 50
			3 per cent. Conversion Loan 1946 ...	1,000	Par	1,000 00
			3½ per cent Bombay Municipal Debentures, 1977 ...	8,500	87 2 0	7,405 62
						*42 50
29	Mr. Laldas Prabhudas	"Bai Rambhabai Laldas Prabhudas Girls' School Scholarship and Endowment and Trust Fund" for Bai Rambhabai Laldas Prabhudas Girls' School.	4 per cent. Bombay Port Trust Bonds ...	10,000	Par	10,000 00
30	Mr. Rattansee Mulji	"Rattansee Mulji Scholarship and Endowment Fund" at Ratansee Mulji Gujarati Boys' School.	4 per cent. Bombay Port Trust Bonds ...	10,000	Par	10,000 00
31	Bai Walibai w/o Vallabhadas Vishram Mowji	"Bai Walibai Vallabhadas Endowment Fund"	4 per cent. Bombay Municipal Debentures ...	29,000	Par	29,000 00
32	S. B. Pendurkar Memorial Mitra Mandal	"S. B. Pendurkar Memorial Prizes" at Municipal Marathi Schools	3 per cent. Conversion Loan 1946 ...	600	Par	600 00
			3 per cent. 1st Development Loan 1970-75 ...	200	87 3	174 37
33	Kashalkar Satkar Committee	"Shantabai Kashalkar Prizes" at Municipal Marathi Schools	3% Conversion Loan 1946 ...	500	80 90	402 81
						*1 19
34	Sheth Dwarkadas Tribhuvandas, J.P.	"Sheth Dwarkadas Tribhuvandas J.P., Garba Party Lahani Trust Fund" at Bhuleshwar Gu arati Girls' Schools	4 per cent. Bombay Municipal Debentures (180 lacs 1954) ...	3,000	99 12	2,992 50
			4 per cent. Bombay Municipal Debentures ...	2,500	Par	2,500 00
			4½ per cent. Bombay Municipal Debentures, 1957 ...	500	98 75 nP.	493 75
			3 per cent. 1st Development Loan 1970-75 ...	300	87 3	261 56
						*6 25
35	Sheth Dwarkadas Tribhuvandas, J.P.	"Sheth Dwarkadas Tribhuvandas Prizes' at Walkeshwar group of schools	4 per cent. Bombay Municipal Debentures (180 lacs 1954)	3,000	99 12	2,992 50
			4½ per cent. Bombay Municipal Debentures 1957 ...	500	98 75 nP.	493 75
			3 per cent. 1st Development Loan 1970-75 ...	200	87 3	174 37
						*6 25
36	Teachers and Pupils of the Municipal Gujarati Girls' School.	S. S. Bengali "S. S. Bengali Gujarati Girls' School Trust Fund" prize at S. S. Bengalee Gujarati Girls' School.	3 per cent. Conversion Loan 1946 ...	100	97 10	97 63
						*2 37
37	Mr. Virji Peraj, Managing Trustee of the Peraj Padamsi Lohana Girls' School.	"The Thakkar Peraj Padamsi Lohana Kanyashala Trust and Endowment Fund."	4 per cent. Bombay Municipal Debentures (180 Lacs 1954) ...	8,000	99 12	7,980 00
						*20 00
38	Primary Teachers' Association	"R. S. Taki Scholarship and Prizes"	3 per cent. Conversion Loan 1946 ...	1,100	Par	1,100 00
			3 per cent. 1st Development Loan 1970-75 ...	300	87 3	261 56
39	Vishnupant Pagnis Satkar Samiti Bombay	"Vishnupant Pagnis Prizes"	3 per cent. Conversion Loan 1946 ...	1,500	Par	1,500 00
			Do. ...	200	82½	165 00
40	Pupils and Teachers in Municipal Schools	"War Loan Prizes"	3 per cent. 1st Development Loan 1970-75 ...	300	87 3	261 56
			3 per cent. 1st Development Loan (1970-75) ...	400	87 3	348 75
			3 per cent. Conversion Loan 1946 ...	3,500	Par	3,500 00
			4 per cent. Bombay Municipal Debentures 180 lacs 1954 ...	1,500	99 12	1,496 25
						*52 50
41	Mr. Lallbubhai Trimbakram, Executor of the Will of Bai Matubai Ratansi Dhanji.	"Matubai Ratansi Dhanji Gujarati School Endowment Fund"	3½ per cent. Bombay Municipal Debentures 1977 ...	50,000	Par	50,000 00
42	Smt. S. Dallas	"Dallas Fund" Monetory help to the staff of Education Officer.'s office and Gujarati Teachers until the Corpus of the fund is wiped out.	3 per cent. Conversion Loan 1946 ...	5,400	80 9	4,350 37
43	The Society for the promotion of Education among the masses known as the Dadabhoy Nowrosji Poor Boys Seminary.	Donation for the promotion of Education among the masses	3 per cent. Conversion Loan, 1946 ...	8,000	Par	8,000 00
44	Mr. Mukund Sadashiv Patil	"Sadashiv Harishchandra Patil Prize Fund"	3 per cent. Conversion Loan, 1946 ...	500	Par	500 00
45	Trustees of the Estate of the Late N. P. Vakil	"Sir Nowroji Pestonji Vakil Scholarship Fund" for depressed class pupils.	3 per cent. Conversion Loan, 1946 ...	4,500	Par	4,500 00
			3 per cent. 1st Development Loan 1970-75 ...	200	87 3	174 37
			4 per cent. Bombay Municipal Debentures (180 lacs) 1954	500	99 12	498 75

APPENDIX No. 41A—Concld.

EDUCATION FUND.

Serial No.	Name of Donor.	Object for which endowment is given.							
46	Messrs. Narayan Ramchandra Deo and Atmaram Ramchandra Deo.	"The Ramchandra Sitaram Deo alias Baal Bhatji Prize Fund"	3 per cent. Conversion Loan, 1946	500	Par		500	00
47	Prof. V. G. Rao	Prof. V. G. Rao's Scheduled Class Scholarships	3 per cent. Conversion Laon, 1946	400	Par		400	00
48	Smt. Manoramabai Govindrao Kulkarni	"Manoramabai Govindrao Kulkarni Prize"	3 per cent. Conversion Loan, 1946	300	82	8	247	50
49	Diwan Bahadur G. S. Rao	"Diwan Bahadur G. S. Rao Prize"	3 per cent. 1st Development Loan 1970-75	300	87	3	261	56
50	The Secretary, Municipal Marathi Teachers' Fund.	Shikshak Fund Prizes' to children of Municipal Teachers' from the Marathi side.	3c per cent. Bombay Municipal Debentures	2,500	87	00	2,175	00
			3 per cent. Conversion Loan 1946	300	82	8	247	50
							*77	50
51	Executor of the Will of the late Shri D. H. Bondre.	D. H. Bondre Prizes to backward class studnets	3s per cent. Bombay Municipal Debenture 1977	1,000	87	00	870	00
			3 per cent. Conversion Loan 1946	100	82	8	82	50
			3 per cent. 1st Development Loan 1970-75	100	87	3	87	19
							*15	31
52	Trustees of the late Seht Laldas Prabhudas Kothari.	Distribution of prizes, sweetmeats etc., to students of Rambhabai School, in the name of Bai Rambhabai Laldas Kothari.	3 per cent. Conversion Loan 1946	1,700	Par		1,700	00
53	Shri Laldas Jamnadas	Laldas Jamnadas Prize to the pupil Standing first in fourth Standard Examination from each side by rotation.	4 per cent. Bombay Municipal Debentures (180 Lakhs) (1954)	1,000	99	12	997	50
							*2	50
54	Shri N. V. Bandukwala on behalf of Shri S. Saifuddin owner of Badri Mahal.	Badri Mahal Scholarship to the pupil standing first in annual examination of Std. V, of each side by rotation.	4 per cent. Bombay Municipal Debentures (180 lacs) 1954	1,000	99	12	997	50
							*2	50
55	The Secretary R. V. Parulekar's 71st Birthday Celebration Committee.	"R. V. Parulekar Prizes" to the Children of Municipal Primary Teachers Securing highest percentage of marks in the S.S.C. & P.S.C. Examinations.	4% Bombay Municipal Debentures (180 lakhs) 1954	2,500	99	12	2,493	75
			3 per cent. 1st De elpment Loan 1970-75	200	87	3	174	37
							*67	13
56	Shri S. K. Bhiwandkar retired Superintendent of Municipal Marathi Schools.	Cash Prize to a pupil from Municipal School standing first in the P.S.C. Examination and joining a Secondary School in that year.	4 Bombay Municipal Debentures, 1953	1,000	99	4	992	50
							*8	50
57	Smt. Bayobai Rahurkar	Smt. Bayobai Rahurkar Prizes for pupils standing first at the P.S.C. Examination from the five selected Marathi Schools.	3 per cent. 1st Development Loan, 1970-75	100	87	19	87	19
			4¼ ner cent. Bombay Municipal Debentures 1957	500	98	75	493	76
							*70	06
58	Smt. Vanmalabai Virsen Jaykar Prize Fund	Smt. Vanmalabai Virsen Jaykar Prizes to pupils standing first in Std. IV in each of the three selected Schools.	4¼ per cent. Bombay Municipal Debentres 1957	500	98	75	493	75
							*6	25
59	Smt. Lakshmibai Khade, (*Ex*-head teacher)	Smt. Lakshmibai Khade Prizes to pupils in each of the four selected schools.	4¼ per cent. Bombay Municipal Debentures 1957	500	98	75	493	75
							*31	25
60	Smt. Kusumbai Mastakar	Cash prizes to the first three successful candidates in an calocution complition.	3 per cent. 1st Development Loan 1970-75	300	87	19	261	56
							*38	44
61	Smt. Manakbai Rajapurkar	Award of Scholarship in the name of Smt. Tarabai Rajapurkar for prosecution of studies in trainiug institutions.	4¼ per cent. Bombay Municipal Debentures 1960-61	2,000	Par		2,000	00
			Total	3,54,300			3,48,658	59
							*1,196	78
			Grand Total				3,49,855	37

* Represents balance in cash with the State Bank of India.

ASSESSMENT AND COLLECTION

ADMINISTRATION REPORT FOR THE YEAR 1961-62.

Shri N. S. Shirodkar, B.A. (Hons.) was in charge of the department from 1st April 1961 to 30th November 1961 and from 28th February 1962 to 25th March 1962. Shri A. S. Tipnis was in charge of the department from 1st December 1961 to 27th February 1962 and from 26th March 1962 to 31st March 1962 as Assessor and Collector (in charge).

Rates of Taxation.—The rates of taxation on lands and buildings continued to be the same as in the preceding year *viz.*, General Tax (including Fire Tax) at 19.75 per cent. Water Tax at 4.50 per cent., Halalkhore Tax at 3.50 per cent., Education Cess at a graduated scale as under:—

Rateable Value.		Rate.	
Re. 1 to Rs. 74	...	*Nil.*	The Education Cess is leviable on the aggregate rateable value of all buildings and lands owned by one person in the same locality.
Rs. 75 to Rs. 299	...	1 per cent.	
Rs. 300 and above	...	1.50 per cent.	

The tax on vehicles and animals was levied at the maximum rates prescribed in Schedule G of the Bombay Municipal Corporation Act. The rates charged for the supply of water by meter measurement ranged between Rs. 1.65 and Rs. 5.50 per 10,000 litres according to the class of properties.

Properties.—The total number of properties on the 31st March 1962 was 57,385 as shown in Appendix "A". Out of these properties, 54,106 were assessed to General Tax and 2,153 were exempted from it under Section 143(1)(*a*) of the Bombay Municipal Corporation Act. Vacant lands owned by Government are not assessed till they are beneficially occupied while Railway lands are assessed in lump. The number of Municipal properties exemped from General Tax under the provisions of the Bombay Municipal Corporation Act, during the year was 1,126.

The number of properties accounted for as newly erected, demolished and enlarged during the year was 1,122, 429 and 1,546 respectively, the corresponding figures for the preceding year being 771, 442 and 1,043. The number of single room tenements, double room tenements and flats in the City on the 31st March 1962 was 2,83,035, 86,637 and 71,231 respectively.

Rateable Value.—The rateable value of all properties in the City on the 31st March 1962 was Rs. 31,62,89,043 as against Rs. 30,60,45,289 on the 31st March 1961. It worked out to Rs. 114.22 nP. per head of population of 27,69,133 as per the Census of 1961 of the City proper against Rs. 110.52 nP. in the preceding year. In 31 cases the rateable value was increased by more than Rs. 2,000 in each case.

Vehicles and Animals.—Particulars of vehicles and animals taxed during the year (exclusive of those taxes under the Public Conveyance Act) and those taxed under the Public Conveyance Act are given in Appendices 'E' and 'F' respectively.

Under Section 185 of the Bombay Municipal Corporation Act, wheel tax in respect of hack-victorias, labour carts (without pneumatic tyres) and hand-carts (without pnuematic tyres) ordinarily leviable at Rs. 112, Rs. 40 and Rs. 8 per annum, respectively, was compounded for the year 1961-62 at Rs. 100, Rs. 35 and Rs. 6 respectively *vide* Standing Committee Resolution No. 3614, dated the 1st February 1961, for the reason that the owners of these vehicles were required to pay the tax for the whole year in advance (Section 198 of the Bombay Municipal Corporation Act) instead of quarterly as in the case of other vehicles.

The tax collected on hand carts and bullock carts for the year 1961-62 amounted to Rs. 85,115 as against Rs. 65,610 in the preceding year.

Bills.—The total number of bills in respect of property taxes and wheel tax issued during the year was 1,19,778 and 2,06,819 respectively, of which 6,117 and 19,134 respectively were for previous years and 1,13,661 and 1,87,685 respectively for the year 1961-62. The total number of bills for water charges by meter measurement issued during the year by the Hydraulic Engineer was 41,096, of which 1,180 were for previous years and 39,116 for the year 1961-62.

Total demand, collection and outstanding of all taxes for previous years and for the year 1961-62.

(Amounts of 50 Naye paise and above are taken as full rupee and those below 50 Naye Paise are omitted).

Year.	Particulars.	Outstanding on 31-3-61.	Amount of bills issued including the demand for contributions from Government and B.P.T.	Gross demand	Amount of bills recalled and cancelled and drawback admissible.	Net demand.	Collection in 1961-62.	Outstandings on 1-4-1962.	Percentage of outstanding to net demand.
Previous years	... Property ...	3,55,48,521	1,30,40,157	4,85,88,678	73,64,429	4,12,24,249	2,74,66,500	1,37,57,749	33.37
1961-62	... Do. ...	...	11,51,56,389	11,51,56,389	86,55,209	10,65,01,180	8,55,48,680	2,09,52,500	19.67
	Total ...	3,55,48,521	12,81,96,546	16,37,45,067	1,60,19,638	14,77,25,429	11,30,15,180	3,47,10,249	23.50
Previous years	... Wheel Tax } * ...	55,32,850	6,86,810	62,19,660	3,82,944	58,36,716	9,05,169	49,31,547	84.49
1961-62*	... Do. } ...	...	74,26,294	74,26,294	55,609	73,70,685	43,70,052	30,00,633	40.71
	} Total ...	55,32,850	81,13,104	1,36,45,954	4,38,553	1,32,07,401	52,75,221	79,32,180	60.06
	Grand Total ...	4,10,81,371	13,63,09,650	17,73,91,021	1,64,58,191	16,09,32,830	11,82,90,401	4,26,42,429	26.49

* The particulars are inclusive of figures for the budgets D & F.

The percentage of recovery to the total net demand during the year was 73.51 or 86.23 against the effective demand.

Note.—Out of the total net demand of Rs. 16,09,32,830 a sum of Rs. 2,37,58,976 was not effective demand on account of complaints and appeals against rateable values and other valid disputes. The effective demand, therefore, was Rs. 13,71,73,854 and the percentage of recovery as against this effective demand was 86.23. The percentage of outstanding to the effective demand will, therefore, be 13.77.

Total net Demand, Collection and Outstanding compared with those for the previous two years.

Year.	Total Net Demand.	Collection.	Percentage.	Outstanding.	Percentage.
	Rs.	Rs.		Rs.	
1959-60	13,33,48,096	9,46,79,509	71.00	3,86,68,587	29.00
1960-61	15,66,00,986	11,65,49,109	74.42	4,00,51,877	25,58
1961-62	16,09,32,830	11,82,90,422	73.51	4,26,42,408	26.49

Break up of Outstandings.

	Amount outstanding on 31-3-62	
	Effective Demand.	Provisional Demand.
	Rs.	Rs.
(1) (*a*) Government property taxes and water charges	15,55,094.15	
(*b*) Amount due by the Dy. Custodian of Evacuee property	62,076.39	
(2) Western Railway	62,801.74	
(3) Central Railway	82,822.07	
(4) Bombay Port Trust—		
(*a*) Water charges	...	7,48,464.12
(*b*) Special Halalkhor Tax	4,432.84	
(5) Court Receiver, official Assignee etc.	4,47,626.15	
(6) (*a*) Bombay Municipal Corporation (Impts.)	5,98,714.53	
(*b*) Other Municipal Departments	13,38,202.79	
(7) (*a*) Properties attached	8,78,147.63	
(*b*) Properties proposed to be attached	11,46,158.59	
(8) Suits filed	1,23,513.06	
(9) Appeals against rateable values	...	16,43,065.71
(10) Complaints against rateable value	...	92,04,484.13
(11) Amounts involved in respect of properties occupied on flat-ownership basis	19,89,560.56	
(12) Instalments allowed by Municipal Commissioner or Dy. Municipal Commissioner.	63,338.65	
(13) (*a*) Dispute regarding water tax or water charges	...	10,07,080.66
(*b*) Disputes regarding wheel tax	...	28,16,950.25
(14) Issued in the month of March 1962	...	65,50,773.30
(15) Amounts outstanding against Textile Mills—		
(*a*) Property taxes	...	17,88,157.76
(*b*) Water charges	1,49,060.62	...
(16) Other ratepayers—		
Property taxes	54,53,260.25	
Wheel tax	49,28,642.87	
Total	1,88,83,452.89	2,37,58,975.93
Grand Total	4,26,42,428.82	
Less—amount received but kept in deposit	11,12,205.00	
	4,15,30,223.82	

1. (*a*) Out of the amount shown as outstanding under this head Rs. 4,48,829 are for Special Halalkhor Tax, Rs. 9,86,874 are for water charges and Rs. 1,19,390 are for property taxes. The amount of Special Halalkhor Tax is under dispute and the matter is under correspondence. As for the other two items, the Government Departments did not pay before 31st March 1962 for want of provision. A sum of Rs. 7,65,940 has since been recovered.

(*b*) The Deputy Custodian of Evacuee Property pays as and when funds permit.

2 and 3. A bulk of this demand was issued in the month of March 1962 and hence could not be recovered before 31st March 1962 as there was very little time for verification at the disposal of the Railways. Bills aggregating Rs. 43,150 and Rs. 52,142 have since been paid. The remaining amount is under dispute.

4. (*a*) The amount relates to water charges and the payment has been disputed. The matter is under correspondence.

(*b*) The payment was not made before 31st March 1962.

5. Payments are made as and when funds are available.

6. (*a*) The amount awaits adjustment.

(*b*) Out of the amount shown under this head, a sum of Rs. 8,83,300 pertains to water charges for the year 1958-59 due from Budget 'F'. It has not been paid for want of funds.

7. (*a*) The Municipal Solicitors have been requested to take further action and the matter is under correspondence.

(*b*) Most of the properties have been attached and the papers have been forwarded to the Municipal Solicitors for taking further action regarding auction sale of the properties.

8. The matter is pending before the Court.

9 and 10. Payments can be demanded only after the disposal of appeals or complaints, as the case may be.

11. There are legal difficulties involved in effecting recovery from the flat-owners and the question of amending the Bombay Municipal Corporation Act suitably is under consideration.

13. (*a*) and (*b*) The matter is under correspondence.

14. Amended bills amounting to Rs. 65,50,773.30 were issued in the month of March 1962, due to revision of the rateable values of properties on account of improvements, additions and alterations and completion of new constructions effected late in the year.

15. (*a*) The Mills have gone in appeal and the matter is pending before the Court. They have paid on account on the basis of the old rateable value.

(*b*) The amount awaits adjustment.

It will be seen from the above that out of the total outstandings of Rs. 426.42 lacs, a sum of Rs. 322.61 lacs was beyond the control of the Department for effecting recovery before 31st March 1962.

(*Note.*—From April to July 1962, the amount recovered out of the outstandings noted above is about Rs. 1,00,00,000).

Miscellaneous Receipts.—Miscellaneous receipts realised from notices of demand, distress warrants, battaki fees, inspection fees and other items amounted to Rs. 1,11,473.22 against Rs. 1,18,766.90 in the preceding year.

Meter Hire.—Receipts from meter hire amounted to Rs. 2,43,680.84 against Rs. 3,12,366.17 in the previous year.

Exemptions.—The amount of full exemption allowed in respect of General Tax on properties entitled to such exemption under Section 143(*a*)(1*b*) of the B. M. C. Act and under Article 285 of the Constitution of India and the amount of partial exemption under Section 144(3) of the Bombay Municipal Corporation Act and Section 36 of the Bombay Port Trust Act, 1879, aggregated Rs. 49,44,969.10 on the 1st April 1961, against Rs. 42,15,641.06 during the preceding year. The increase was due to enhancement of rateable values. Exemption from payment of General Tax in 25 cases was discontinued as the circumstances in which it was allowed had changed and there was no justification for continuing it.

Drawback and Refund.—The statments in Appendix 'G' show the particulars of drawback and refund claims dealt with during the year and the preceding two years.

Complaints and Appeals against rateablve values.—4,655 complaints were received out of which 2,460 complaints under Section 167 of the Act against the rateable values amounting to Rs. 3,13,64,666 and 1,262 complaints under Section 162 against the values amounting to Rs. 2,33,43,468 were disposed of during the currency of the year. The assessments were on investigation of complaints reduced to Rs. 2,83,75,667 and Rs. 2,30,09,473 respectively, and the reduction amounting to Rs. 29,88,999 and Rs. 3,33,995 gives a per centage of 9.53 and 1.43 respectively.

There were 60 appeals against the ratea le values of which 1 was settled out of Court, one was dismissed, 2 were decided by the Court and 56 were pending.

Suits.—No suit was filed against the ratepayer for the recovery of the taxes during the year under report but in 65 cases action under Section 203 of the B. M. C. Act was resorted to with a view to effecting early recovery and an amount of Rs. 1,57,638.99 was recovered during the year. In 1 case, action under Section 207(1A) was also resorted to and in several other cases this action is in progress.

Riot Tax.—Total amount of riot taxes collected during the year was Rs. 1,044.38.

The Urban Immoveable Property Tax.—The rates of taxation continued to be the same as in the preceding year, *i.e.*, 5 per cent. in the case of buildings and lands, the rateable values of which were above Rs. 2,000 in each case and 2½ per cent. in the case of buildings and lands, the rateable values of which were, Rs. 2,000 and below, but not less than Rs. 500. Properties having values of less than Rs. 500 per annum continued to be exempted. The arrears of the tax as on 1st April 1961 were Rs. 54,42,422.86 which were increased to Rs. 59,66,408.16 on account of increase in rateable values. Out of this amount, a sum of Rs. 37,07,118.11 was collected leaving a balance of Rs. 22,59,290.05 at the close of the year. The demand in respect of the tax for the year 1961-62 was Rs. 1,33,33,899.91, collection Rs. 99,75,005.76, while Rs. 33,58,894.15 remained outstanding at the close of the year. The total collection of Urban Immoveable Property Tax thus amounted to Rs. 1,36,82,123.87 during the year under report.

Theatre Tax.—The rates of theatre tax for the year 1961-62 were as under :—

Type of Entertainment.	Rate of Tax.	Rate of tax, if payment for a whole month is made within the first five days of the month.
(1)	(2)	(3)
(1) Class I Cinema Theatre	... Rs. 10 per show	... Rs. 9.40 per show.
(2) Class II Cinema Theatre	... Rs. 7 per show	... Rs. 6.60 per show.
(3) Drama, Concert, Variety Entertainment or Tamasha	Rs. 7 per show	... Rs. 6.60 per show.
(4) Circus, Carnival or Fete	... Rs. 10 per day	... Rs. 9.40 per day.
(5) Any other entertainment	... Rs. 7 per show or if there are no separate shows, Rs. 7 per day.	Rs. 6.60 per show or if there are no separate shows, Rs. 6.60 per day

There were in all 38 Class I and 21 Class II Cinema Theatres and the tax was generally received regularly. Theatre tax was also recovered in respect of the various dramatic performances, dances, variety entertainments, etc., held at various Halls, Theatres and other places in the City wherever admission was on payment of charges.

Exemption from payment of Theatre Tax was granted to such cinema shows, performances, etc., as were held in aid of bonafide charities or directed towards advancement of cultural or educational activities and exempted from payment of Entertainments Duty leviable under the Bombay Entertainments Duty Act, 1923, by the Commissioner of Police.

The total income derived by way of Theatre Tax during the year under report was Rs. 7,14,581.60 as against Rs. 3,47,324.95 in the preceding year (1-10-60 to 31-3-61).

GENERAL REMARKS.

The assessment of the Railway properties (Central and Western) for the quinquennium 1949-54 has now been finalized and payment of the supplementary claim for the sum in lieu of the General Tax for the said quinquennium has been made by the Railway Authorities. As regards the assessment for the quinquennium 1954-59, necessary particulars have been called for from the Railway Authorities.

The assessment of B. P. T. properties for the quinquennium 1944-49 has been finalized. The work regarding the finalisation of the assessment for the quinquennium 1949-54 is in progress.

Shri Pestonji P. Kapadia, F.R.I.B.A. (Lond.), B.A., B.E. (Civil), M.I.Struct.E. (Lond.), M.I.E. (India), J.P. has been appointed to fix the rateable value of the buildings and lands in Greater Bombay vesting in the State Government and the Central Government for the quinquennium 1959-64. The work is in progress.

With regard to the Central Government properties eligible to exemption from the levy of General Tax, under Article 285 of the Constitution of India, The Central Government have agreed to pay with effect from the 1st April 1954, charges for specific services rendered by the local authorities and as directed by the Central Government, the State Government have been requested to fix the percentage of such charges payable in lieu of the General Tax. The matter is still under correspondence.

Consequent upon the reorganisation of this Department the collection work of wheel tax bills in respect of City, Suburbs and Extended Suburbs was centralised at the Head Office during the year under report. The wheel tax bills pertaining to Suburban and Extended Suburban Wards were, therefore, brought to Head Office on 1st April 1961 for effecting recovery. The total net demand during the year under report was Rs. 1,32,07,400.79 against which Rs. 52,75,220.86 were collected and credited to Budget 'A'. Out of this total collection a lump sum of Rs. 4,00,000 was transferred to Budget 'D' and a sum of Rs. 50,000 was transferred to Budget 'F' in lieu of the collection made against the wheel tax bills in respect of Suburban and Extended Suburban Wards. The figure of outstanding as on 31st March 1962 as shown in the statement named 'Particulars of outstanding' is inclusive of bills for the Suburbs and the Extended Suburbs.

Tax amounting to Rs. 4,787.31 representing a charge on 734 race horses from 1st October 1961 to 1st March 1962 was recovered through the Western India Turf Club as against Rs. 5,14.42 during the preceding year.

Both the indoor and outdoor staff extended their full co-operation without which the undersigned would not have been able to show the results reported above.

N. S. SHIRODKAR,

Assessor and Collector.

APPENDIX "A"

Classification of properties according to user.

Serial No.	Particulars		Total No.	Approximate Rateable Value (in lacs of Rupees)
1	Buildings for residential purposes	...	39,310	1,955.55
2	Buildings for business purposes	...	4,183	239.45
3	(*a*) Mills (Textile)	...	80	179.40
	(*b*) Mills (Oil & ors.)	...	98	15.04
4	Factories	...	1,041	127.70
5	Petrol Pumps and Service Stations	...	151	8.94
6	Stables	...	65	17.40
7	Garages (Separately assessed)	...	1,341	8.10
8	Godowns	...	1,571	57.06
9	Docks	...	6	91.05
10	Religious properties (Temples, Mosques, etc.)	...	853	24.20
11	Properties occupied for Charitable purposes.	...	184	6.41
12	Educational Institutions	...	344	53.09
13	Gymnasia, Play-grounds, etc.	...	179	6.88
14	Cinema Theatres, Studioes etc.	...	78	27.46
15	Wells, Tanks, Urinals, etc.	...	562	1.90
16	Markets	...	54	35.95
17	Quarries	...	2	0.13
18	Salt pans	...	80	1.41
19	Hospitals and Asylums	...	76	60.15
20	Lands	...	1,557	22.63
21	Properties and lands belonging to Government, Railways and Port Trust		6,570	222.45
		Total ...	57,385	3,162.89

APPENDIX 'B'

Rateable Value with the gross return of the property taxes.

(In Lacs of Rupees)

Year	Net rateable value	General Tax		Water tax including water charges by meter measurement		Halalkhor Tax		Education Cess		Total of taxes
		Rate	Return	Rate	Return	Rate	Return	Rate	Return	
		Per cent		Per cent		Per cent		Per cent		
1957-58	... 2664.33	17¾	433.07	3¾	207.16	3	76.39	—		716.62
1958-59	... 2777.91	,,	455.29	,,	194.23	3½	92.89	1 } 1½ }	36.02	778.43
1959-60	... 2892.72	19¾	527.71	4½	224.22	,,	97.21	,,	37.87	887.01
1960-61	... 3060.45	,,	567.13	,,	253.85	,,	102.56	,,	39.39	962.93
1961-62	... 3162.89	,,	577.98	,,	285.99	,,	105.96	,,	40.82	1010.75

APPENDIX "C"

Growth of Assessment during the past five years.

(In Lacs of Rupees).

Year.	Original Assessment Rateable Value, as fixed on 20th December	Assessment after disposal of complaints and accounting for T.W.Rs. from December to February.	Amount of subsequent reduction during the year on account of demolitions and complaints.	Subsequent enhancement New buildings, enlargement etc.	Final Assessment Rateable Value.	Increase Final difference over the preceding year's assessment.	Classification of Rateable Value.	
							Chargeable to General Tax.	Exempted from General Tax under Sec. 143(1) (a) & (b), etc.
1957-58 ...	2528.96	2575.16	48.18	137.35	2664.33	89.90	2439.83	224.50
1958-59 ...	2616.94	2693.61	44.61	128.91	2777.91	113.58	2564.99	212.92
1959-60 ...	2737.68	2812.27	32.94	113.39	2892.72	114.81	2671.97	220.75
1960-61 ...	2843.93	2926.11	58.29	192.63	3060.45	167.73	2871.53	188.92
1961-62 ...	2965.67	3061.42	48.54	150.01	3162.89	102.44	2926.50	236.39

APPENDIX "D"

Classification of Properties according to Rateable Values.

Rateable Value	No. of properties
Below 200	7,751
Between 201 to 300	2,837
Between 301 to 400	2,665
Between 401 to 500	2,293
Between 501 to 750	3,800
Between 751 to 1000	2,968
Between 1001 to 1500	4,829
Between 1501 to 2000	3,897
Between 2001 to 5000	8,954
Between 5001 to 10000	6,151
Between 10,001 to 20,000	3,139
Between 20,001 to 30,000	951
Between 30,001 to 40,000	534
Between 40,001 to 50,000	348
Between 50,001 to 1,00,000	466
Between 1,00,001 to 1,50,000 ... —	131
Between 1,50,001 to 2,00,000	55
Between 2,00,001 to 2,50,000	42
Between 2,50,001 to 3,00,000	17
Between 3,00,001 to 3,50,000	9
Rs. 3,50,001 and above	24
Total ...	51,861

These figures do not include properties belonging to the Bombay Port Trust and Railways, assessed in lump.

APPENDIX 'E'

Vehicles and Animals Taxed

		Number
Motor lorries	...	7,473
Motor cars (including 4,823 taxis)	...	36,208
Trollies	...	9
Trailors	...	154
Motor cycles with side cars (including 18 Auto rickshaws)	...	200
Motor cycles (Solo)	...	4,315
Four-wheeled vehicles drawn by animal	...	4
Two-wheeled vehicles drawn by animals	...	817
Hand Carts	...	8,655
Horses	...	17
Ponies	...	31
Bullocks	...	10
Total	...	57,893

APPENDIX 'F'

Vehicles and animals taxed under the Public Conveyance Act.

		Number
Hack Victorias (including 2 horses for each)	...	894
Labour carts (with pair of bullocks for each)	...	864
Hand carts	...	3,627
Total	...	5,384

APPENDIX 'G'

Drawback.

Year	No. of claims received	No. of claims admitted	Percentage	No. of claims rejected	Percentage	Amount of drawback allowed.
1959-60	...	...	...	..	...	...	...
1960-61	...	...	...	...	...	...	...
1961-62	...	7	1	14.29	6	85.71	880.26

Refund.

Year	No. of claims received	No. of claims admitted	Percentage	No. of claims rejected	Percentage	Amount		
						Vacancy	Over-collection	Total
						Rs. nP.	Rs. nP.	Rs. nP.
1959-60 ...	2,966	2,248	75.79	718	24.21	94,386.48	2,82,183.73	3,76,570.21
1960-61 ...	3,899	3,005	77.07	894	22.93	1,00,153.04	5,76,335.87	6,76,488.91
1961-62 ...	3,195	2,655	83.10	540	16.90	64,761.74	11,95,803.80	12,60,565.54

ELECTION AND TOWN DUTY DEPARTMENT.

1. Shri V. G. Sabnis continued to be in charge of the Department during the year except for the leave period from 2-5-1961 to 29-7-1961 when Shri G. L. Pendse, the Chief Supervising Inspector of the Department looked after the duties of the Election and Town Duty Officer, in addition to his own.

2. The rates of Town Duty continued to be the same as those in the previous year. Proposals made for revising the existing Town Duty schedule with appropriate rates of town duty and necessary amendments to the Bombay Municipal Corporation Act with a view to raising the revenue from Town Duty were still under the consideration of the Corporation.

3. The gross collections of Town Duty, refunds in accordance with the provisions of Section 195 of the Bombay Municipal Corporation Act, and the net receipts are shown in Appendix 'A'. For the sake of comparison the gross collections and refunds during the year under report and those in the previous year are given below :—

		1960-61.	1961-62.
		Rs.	Rs.
Gross collections	...	1,45,49,013	1,57,98,671
Refunds	...	15,33,096	20,54,941
Net Revenue	...	1,30,15,917	137,43,730

4. The net revenue showed an increase of about Rs. 7.27 lacs mainly from Grains, Sugar, Tinned Provisions Tea and commodities not accounted for.

5. The total number of claims for refund of Town Duty on exports under Section 195 of the Bombay Municipal Corporation Act received during the year under report was 18,746 and the amount passed for refund was Rs. 20,13,346 as against 14,718 claims and Rs. 14,84,988 respectively passed during the preceding year.

6. During the year under report, 2,58,269 packages of Sugar and Gur, 2,57,893 cases of tea, 4,06,398 cases of Edibles, 9,640 Tins of Ghee and Vegetable Product, 4,874 cases Wines and Spirits, 34,345, bales of paper and 274 crates of Plywood and 19 packages of Iron and Steel were stamped with Municipal Marks as against 509 packages of Sugar and Gur, 2,73,545 cases of Tea 4,69,663 cases of Edibles, 17,799 tins of Ghee and Vegetable product, 5,808 cases wines and spirits 22,103 bales of paper and 850 crates of Plywood respectively stamped in the preceding year. The total number of packages stamped was 9,71,712 as against 7,90,277 in the preceding year.

7. The fees from stamping sugar bags, etc., amounted to Rs. 97,171 as against Rs. 79,014 in the preceding year.

8. The fees recovered from refund under Section 195 of the Bombay Municipal Corporation Act amounted to Rs. 2,40,970 as against Rs. 1,70,339 in the preceding year.

9. The Town Duty collected by this Department on goods imported into Greater Bombay by Road at Mulund and Dahisar Chowkies, by Air and in Head Office amounted to Rs. 49,84,973 as aginst Rs. 38,05,562 in the preceding year.

Election Section.

10. In accordance with the provisions of Section 21B of the Bombay Municipal Corporation Act, a supplementary Election Roll containing 522 names was published on 20th December 1961 when the total number of voters on the Municipal Election Roll was 18,64,001. In response to a notice published in the Local Newspapers inviting applications for enrolment, 213 applications were received. Similarly since the Publication of the Municipal Election Roll in 1960, 426 complaints about non-enrolment were received. They were registered from time to time and treated as claims for inquiry and enrolment. Thus out of 639 claims 60 were rejected and 57 were found indentical with the names already on the roll.

11. Out of the five petitions filed in the Small Causes Court in respect of the General Elections 1961 in respect of Ward No. 17 (Kamathipura), Ward No. 18 (Nagpada), Ward No. 20 Byculla (West) Ward No. 29 (Love Grove) and Ward No. 37 (Andheri Vile Parle South) challenging the validity of the Election for one reason or the other, only petition for Ward No. 18 (Nagpada) was allowed to be withdrawn. In the Petition for Ward No. 29 (Love Grove) Shri S. S. Mirajkar was declared by the Chief Judge as disqualified and the first defeated candidate Shri K. Y. Pawaskar was declared elected. The Petitions in respect of Wards Nos. 17 (Kamathipura) 20 (Byculla West) and 37 (Andheri Vile Parle South) were dismissed with costs.

As Shri R. K. Bhogle a Councillor for Ward No. 30 (Lower Parel) was considered disqualified for being a councillor as per provisions of Section 17 of the Bombay Municipal Corporation Act an application under Section 18 of the Act was filed before the Chief Judge, Small Causes Court, Bombay as per Corporation Resolution No. 695 of 20-11-1961.

V. G. SABNIS,

Election and Town Duty Officer.

APPENDIX 'A'

Statement showing the Collections, Refunds and Net Revenue from Town Duties for the years 1960-61 and 1961-62.

Commodities.	Rates.	Collections.				Refunds certied by the Town Duty Department				Net Revenue.			
		1960-61.	1961-62.	Increase in 1961-62.	Decrease in 1961-62.	1960-61.	1961-62.	Increase in 1961-62.	Decrease in 1961-62.	1960-61.	1961-62.	Increase in 1961-62.	Decrease in 1961-62.
		Rs.	Rs.	Rs.	Rs.	Rs.	Rs.	Rs.	Rs.	Rs.	Rs.	Rs.	Rs.
Grain	12.50 nP. per 37.32 Kilos ...	14,88,484	21,11,052	6,22,568	...	1,19,986	2,31,818	1,11,832	...	13,53,606	18,58,677	5,05,072	...
Flour	9,375 nP. per 37.32 Kilos ...	1,586	2,708	492	...	16,479	22,635	6,205	...	...	...		
Wines and Spirits ...	Re. 1 per 4.55 Litres ...	1,84,799	1,76,217	...	8,582	7,155	3,531	...	2,624	1,77,644	1,72,686	...	4958
Beer	12.50 nP. per 4.55 Litres ...	3,357	15,115	11,758	...	...	...	...	...	3,357	15,115	11,758	...
Sugar Molesses and Gur ...	75 nP.s per 50.80 Kilos ...	20,97,296	25,23,946	4,27,640	...	121	1,90,703	1,90,582	...	20,97,175	23,34,233	2,37,058	...
Ghee	Re. 1 per 12.70 Kilos ...	4,19,737	3,77,865	...	41,872	2,140	68	...	2,073	4,17,597	3,77,798	39,799	...
Ghee Substitutes ...	50 nP.s per 12.70 Kilos ...	1,01,390	99,963	...	1,697	12,386	9,048	...	3,389	89,004	90,686	1,642	...
Firewood	56.25 nP.s per 1.02 M. Ton...	49,395	60,707	11,312	...	...	...	...	...	49,395	60,707	11,312	...
Timber and Plywood ...	3% of its Market Value ...	13,24,716	16,41,446	3,16,730	...	11,145	28,780	17,635	...	13,13,571	16,12,686	2,99,095	...
Charcoal	Re. 1 per 1.02 M. Ton ...	46,636	83,799	36,863	...	...	...	...	...	46,936	83,799	34,404	...
Tea	3.125 nP. per 0.45 Kilos ...	6,54,024	8,16,653	1,62,629	...	1,28,933	1,27,373	...	1,561	5,25,091	6,89,281	1,64,190	...
Coal	43.75 nP. per 1.02 M. Ton	4,34,092	2,44,328	...	1,89,764	...	...	...	...	4,34,092	2,44,328	...	1,89,767
Dates (Dry)	37.50 nP. per 50.80 Kilos ...	97,517	85,140	...	12,377	...	...	...	...	97,517	85,140	...	12,377
Dates (Wet) ...	25 nP. per 50.80 Kilos ...	95,714	91,679	...	4,035	...	...	...	...	95,714	91,679	...	4,035
Cement	Re. 1 per 1.02 M. Ton ...	3,61,071	3,34,432	...	26,639	23	149	126	...	3,61,048	3,34,283	...	26,765
Iron and Steel ...	Rs. 2.50 per 1.02 M. Ton...	18,17,344	18,34,286	16,942	...	66,366	83,683	17,317	...	17,50,978	17,50,603	...	375
Paper—													
(a) News Print ...	31.25 nP. per 50.80 Kilos ...	2,36,283	2,81,974	45,691	...	10,275	14,875	4,599	...	2,26,008	2,67,100	41,092	...
(b) For Cards, etc. ...	Re. 1 per 50.80 Kilos ...	39,734	72,264	32,530	...	119	2,057	1,938	...	39,615	70,207	30,592	...
(c) Straw Boards ...	18.75 nP. per 50.80 Kilos;...	16,348	1,88,583	1,72,235	...	...	57	56	...	16,348	1,88,507	1,72,159	...
Edibles	At 6¼% and 3½% Advalorem;	31,02,377	53,95,840	2,93,471	...	11,09,860	12,98,569	1,88,709	...	19,92,517	20,97,279	1,04,762	...
Commodities not recounted for ...		19,75,503	12,36,624	...	...	...	...	...	...	...	...	...	...
Miscellaneous		1,310	1,23,952	...	6,16,237	...	...	...	...	19,76,813	13,60,576	...	6,16,237
Total Rs. ...		1,45,49,013	1,57,98,671	21,50,861	9,01,203	14,84,988	20,13,340*	5,38,999	9,597	1,30,64,025	1,37,85,325	16,52,935	8,45,511

*This represents the refund passed by this Department on exports during the year under reference, whereas total refunds passed by the Chief Accountant amounted to Rs. 20,54,941.

V. G. SABNIS.
Election and Town Duty Officer.

Vaitarna-Cum-Tansa Scheme And Master Plan For The Distribution Of Water Supply To Greater Bombay.

This Department continued to be under the Hydraulic Engineer, Shri R. V. Abreu, B.Sc., B.E. (Civil) M.I.E. (India). Shri D. R. Bhise, B.E. (Civil), A.M.I.E. (India), who was Executive Engineer (Vaitarna-*cum*-Tansa Scheme and Master Plan Works) in the previous year continued to be Executive Engineer (Vaitarna-*cum*-Tansa Scheme and Master Plan Works) upto 31-5-1961. Shri L. G. Dhayagude, B.E. Civil), A.M.I.E. (India), looked after the duties of Executive Engineer in addition to his own from 1-6-1961 to 19-11-1961. He was appointed as EtxecutiveEngineer (Vaitarna-*cum*-Tansa Scheme and Master Plan Works) from 20-11-1961. The activities of this Department are grouped under the following heads :—

(*i*) Vaitarna-*cum*-Tansa Scheme.

(*ii*) The Master Plan for the distribution of water supply to Greater Bombay.

(*iii*) Dahisar Project.

(*iv*) Miscellaneous Works.

(*v*) Studies in connection with the future schemes of augmentation of the water supply.

PART I.—VAITARNA-*CUM*-TANSA SCHEME.

The main works in respect of the Vaitarna-*cum*-Tansa Scheme were completed between the years 1949 to 1955. During the year under review, the following residual works were done :—

(*i*) *Improving and Asphalting of Rords between Vaitarna and Tansa.*

The Standing Committee under their Resolution No. 3224 of 27-12-1960 accorded sanction to a contract being entered into with Messrs. P. C. Banerjee & Co. for the work of improving and aspalting of Tembha Bel Nala Road and Bel Nala Tansa Road at a total cost of Rs. 12,72,750. The work is in progress and will be completed in the year 1963-64.

(*ii*) *Works in connection with the 120" dia. pipe lines and tunnel at Bel Nalla.*

From the Bifurcation Chamber where the Vaitarna tunnels end, two branch tunnels take off-one leading to and connecting to 120" dia. pipeline and the second leading to the open channel which discharges into the Tansa Lake. Sometime in September 1961, it was observed that water was coming out on a patch of ground between these branch tunnels. On investigation it was found that the leak originated from the tunnel leading to 120" dia. pipeline where for a length of about 300 ft. the concrete lining had developed a crack. During the dewatering operations necessitated for inspection of the Tunnel etc. a portions of the 120" dia pipeline (about 250 Rft.) near tunnel face No. 9 got lifted resulting in the cracking of the welded joint next to it. In order to investigate into the causes leading to this mishap and suggesting remedies a Committee consisting of Sarvashri Champhekar, Retired Chief Engineer, Government of Maharashtra J. A. Taraporewalla, Ex-Director, of Technical Education and N. K. Murti, Chief Engineer, Koyna Hydro Electric Project was appointed. The Committee visited the site and carried out detailed investigation but their report is yet awaited. The repairs will be carried out after the report is received and necessary sanction obtained thereafter.

(*iii*) *Land Acquisition.*

Out of the total area of 3,995 Acres involving 647 holdings of private, Inam and Government (Revenue and Forest) lands acquired for major works of the Scheme, awards of compensation amounting to Rs. 11,58,410.22 in respect of 561 holdings were declared by the Government Acquiring Officers. Correspondence for the deforestation of forest lands and transfer of Government lands was in progress with the Forest and Revenue Department during the year.

An area of 30 Gunthas of Government land temporarily acquired for approach roads at Khardi was proposed for permanent transfer to the Municipality, The remaining lands have been released by the Municipality, on completion of the respective works.

Out of the area of 35 Acres of Private, Government, Railway, Customs, Military and Aerodrome lands, comprising 166 holdings acquired for the work of laying 96" dia. pipeline from Powai to Mahim, awards of compensation amounting to Rs. 12,840.91 in respect of 116 holdings were declared by the Acquiring Officers. Further proceedings were in progress during the year.

PART II.—IMPROVING THE DISTRIBUTION SYSTEM IN THE CITY.

The Corporation under their Resolution No. 1858, dated the 18th March 1955, accorded approval to the work of laying the inlet mains to the existing service reservoirs at Malbar Hill and Bhandarwada Hill, being carried out at a cost of Rs. 2,86,24,300. This estimate was subsequenty revised to Rs. 3,00,35,400 *vice* Corporation Resolution No. 1476, dated the 21st January 1957, due to the modifications in the size of the inlet mains suggested in the Master Plan for the distribution of water supply.

The progress of works carried out during the year under review was as follows :—

(*a*) Providing Cathodic Protection to the portion of 57"> 48" dia. inlet main to the Bhandarwada Hill Reservoir, between Dharavi Anchor Block and Factory of Messrs. Estrella Batteries.

The Corporation under their Resolution No. 552, dated the 21st September 1958 accorded sanction to the above work at a total cost of Rs. 1,71,226.00. This work is being carried out by contract. Two insulated flange rings were provided and chambers for the same were constructed during the year. Further work of putting the installation into commission was held up for want of electricity which could not be supplied by the B. E. S. & T. Undertaking on account of the shortage of cables, the supply of which is expected shortly.

PART III.—THE MASTER PLAN FOR THE DISTRIBUTION OF WATER SUPPLY.

The Corporation under their Resolution No. 1530 of 14th March 1956, accorded sanction to the Master Plan for the distribution of water supply to Greater Bombay, at an estimated cost of Rs. 7.52 crores. Works contemplated under this plan come under the following categories :—

(*i*) Preliminary works.

(*ii*) Laying of inlets and outlets to and from the reservoirs and other subsidiary pipelines.

(*iii*) Construction of service reservoirs with approach roads, staff quarters and incidental works.

(*iv*) Filtration Plants and studies.

(*v*) Renovation of the Tansa Masonry Duct, and

(*vi*) Land Acquisition for different works.

The progress of the works under Master Plan was as follows :—

(*a*) Worli Hill Reservoir.

(*i*) *The Reservoir.*—The work of construction of reservoir of 5 million gallons capacity which was completed during 1960-61 was put into commission in the month of October 1961.

(*ii*) *Control Room.*—The construction works of the Control Room which were carried out by contract were completed on 10-6-1961. The Departmental Works of pipelaying, fixing of Sluice Valves, etc., were also completed on 13-6-1961 and the control room was put into commission along with the Reservoir.

(*iii*) *Outlet mains.*—The work of laying outlet mains which was carried out by contract was completed on 13-6-1961 except for a short length of about 100 R.ft. near Worli Naka which could not be laid due to traffic problems. This work is being taken up in the ensuing year.

(*iv*) *Chlorination House and Staff Quarters.*—These works were carried out by contract by Messrs. Vikram Construction Co. at a total cost of Rs. 2,04,351.79 and were completed on 6-2-1962.

(*v*) *Compound wall and Fencing Work.*—These works were carried out by contract at a total cost of Rs. 44,771. The work was completed on 23-2-1962.

(*b*) Raoli Hill Reservoir.

(*i*) *Hill cutting and levelling works.*—The work of cutting and levelling, which was executed by contract was completed on 20-7-1961.

(*ii*) *Inlet and Outlet mains.*—The work of laying inlet and outlet mains is being carried out by contract at a total cost of Rs. 11,79,399.00. About 50 per cent. of the total works were carried out upto the end of the year.

(*c*) Gollanji Hill Reservoir.

The work of cutting and levelling the hill for the proposed reservoir was executed by contract at a total cost of Rs. 2,05,444.05 and was nearing completion at the end of the year.

(*d*) Pali Hill Reservoir.

The plot for the proposed reservoir was acquired and the work of taking trial borings sanctioned under Standing Committee Resolution No. 128 of 22nd April 1960 was completed during the year. No further work was done during the year under review as no priority was given for this work. This will be taken up as and when necessity arises.

(*e*) Powai Hill Reservoir.

(*i*) *Inlet and Outlet Mains.*—The work which was started in the month of November 1960 by the contractors was completed during the year at a total cost of Rs. 1,88,600.

(*ii*) *Reservoir.*—The work of constructing a Service Reservoir on the top of the Powai Hill has been sanctioned by the Corporation, *vide* Resolution No. 1142, of 4-1-1962 at the total cost of Rs. 22,74,453. Construction work has been taken in hand and is expected to be completed by October 1964.

(*f*) Trombay Hill Reservoir.

The reservoir is to be built on priority basis as a Fertilizer Factory is being set up at Trombay by the Government of India. Separate tenders were, therefore, invited for the works of (*i*) cutting down the hill to the required formation and (*ii*) laying inlet and outlet mains for this reservoir.

(*i*) *Hill Cutting and Levelling Works.*—The work of cutting the hill to the required formation level of the reservoir was sanctioned under Standing Committee Resolution No. 241 of 3-5-1961 and was started in August 1961. The same is expected to be completed by August 1962.

(*ii*) *Inlet and Outlet Mains.*—The work of laying inlet and outlet mains to the reservoir was also approved by the Standing Committee under Resolution No. 31 of 12-4-1961. The work was started in November 1961 and is expected to be completed by June 1963.

Trial bores were taken to determine the nature of the underground strata below the formation level of the reservoir.

(*g*) Ghatkopar Hill Reservoir.

The work of cutting the hill to the required formation level was approved by Standing Committee under Resolution No. 1092 of 23-8-1961 and the work was taken up during the year.

Tenders for a short length of 36" dia. outlet main in Bombay Agra Road were invited in order not to disturb the Bombay Agra Road after it is widened. The work of laying mains was sanctioned under Standing Committee Resolution No. 1882 of 15-11-1961. The same was started in January 1962 and is expected to be completed by December 1962.

Trial bores were taken to determine the nature of underground strata below the formation level of the reservoir.

(*h*) *Veravali Hill Reservoir.*

The work of laying inlet and outlet mains to Veravali (Low Level) Reservoir was sanctioned *vide* Standing Committee Resolution No. 1858 of 15-11-1961 at a cost of Rs. 14,44,248. About 18 per cent. of the total work has been done during the year and is expected to be completed by March 1963.

(*i*) Bhandup Hill Reservoir.

The site for the reservoir was not finalised as difficulties were experienced in acquiring the plot previously selected for the purpose. Investigations and surveys for finding out alternative suitable sites were in progress during the year.

(*j*) Purchase of steel plates, reinforcement bars, and other important materials.

Steel plates and reinforcement bars required for the works were purchased in advance in view of their scarcity, so that the works once taken in hand should not suffer.

Level Recorders required for all the reservoirs were purchased and an order for the supply of orifice meters required immediately for measuring discharges passing through inlet mains to the various service reservoirs has been placed.

(*k*) Fabrication of Steel Pipes and Specials.

The work of fabricating and supplying steel pipes and specials required for the First Stage of the Master Plan has been completed. Fabrication of pipes and specials for the second stage has been sanctioned under Standing Committee Resolutiont No. 4026 of 6-3-1962. The same was in progress during the year.

(l) Modifications of the Master Plan.

The Master Plan for the distribution of water supply to Greater Bombay as sanctioned under Corporation Resolution No. 1530, dated the 14th March 1956 had to be modified in view of the important developments such as (*i*) merger of Extended Suburbs with City from 1st February 1957, (*ii*) heavy demand of water by new industries in Eastern Suburbs, (*iii*) heavy demand by towns and industires en-route and (*iv*) availability of water supply from Tulsi Lake as a consequence of merger of Extended Suburbs with Greater Bombay The original block estimates have been revised and the revised Master Plan is now estimated to cost Rs. 1,283.22 lakhs. The revised Master Plan is before the Corporation for their consideration.

(*m*) Filtration of water supply.

(*i*) *General.*—All round progress was registered in the various studies undertaken at the Research Station set up at Powai for evolving cheap and efficient treatment plants for waters from the various existing sources of supply. During the year 1959, construction and working of large scale pilot plants were undertaken.

A complete analysis was made of the possible modes of treatment for each of the sources keeping in view the various alternative sites which could be developed for the purpose.

During the period under review Shri N. V. Modak, who was the Director of the Central Public Health Engineering Research Institute, Nagpur, was closely associated with the investigations, and thus full advantage was taken of the findings of the other units in the country working on similar problems.

(*ii*) *Pilot micro-Strainer Plant.*—A Micro-Strainer having a capacity of treating one million gallons of water per day and purchased during the year 1959, was installed in a structure especially constructed for the purpose at the Powai Research Station. The Plant was put into commission on 27th August 1960. It was run during the day shift only in the initial stages for want of electrical power, the negotiations with the Thana Electric Supply Co. for supplying power not having yet materialized. From January 1961, onwards the difficulty was overcome by installing a supplementary generator of our own. Now it is running round the clock.

The efficiency of the micro-strainer is gauged daily by (*a*) the removal of planktons from the waters put on the micro-strainer and (*b*) the improvement in the ' Filtrability Index ' of the same water.

All the works in connection with the purchase and installation of the micro-strainer unit, its operation, observation of performance, etc., were done from the provision of Rs. 1,94,000 sanctioned under the Corporation Resolution No. 79, dated the 19th April 1960.

(*iii*) *Other Pilot Filter Plants.*—Works on pilot units proposed under the estimate of Rs. 18,75,610 and sanctioned under Corporation Resolution No. 605, dated the 11th June 1960 were commenced during the year 1960. The work of construction of staff quarters for the operational staff was completed during the period under review. Pilot units of slow and semi-rapid sand filters have been constructed and are under observation. These slow and semi-rapid sand filter units are meant for treatment of waters conveyed by the Duct Line after its proposed renovation. One of the alterantive treatment sites is a large plot already in our possession,

along the alignment of the Duct near the village of Vandra at mile 6.1/2 from the Tansa Head Works. If the site previously contemplated for rapid sand filtration of Duct Line waters at Ghatkopar falls short of our requirements as is now likely to be because of the 50 per cent. increase in carrying capacity of the Duct after renovation, the site at Vandra may have to be utilized even though it is somewhat out of the way. The hydraulics of the Duct favours a slow sand plant at the Vandra site on account of the low loss of head in such plants. The capital cost of such a plant may, however, be larger than that of a rapid sand plant. It is mainly this and similar other aspects that are to be studied at the Pilot Units under construction.

Other Pilot units for Vehar and Tansa waters are being provided at Powai under the same programme. The units for Vaitarna water will be installed at Vaitarna proper as the site is more advantageous, from points of view of hydraulics, control, quality of raw waters, etc. Owing to the higher turbidities of the Vaitarna waters during the monsoon and frequent presence of iron in large concentrations at a point of draw off it may be necessary to treat these waters separately instead of at the combined treatment plant in tne Vehar Catchment. The possibility of providing a new intake tower at Vaitarna Head Works to get over some of the drawbacks of the present intake arrangements is being studied and if arrangements could be made to draw surface waters economically then the main filters for Vaitarna waters could also be located at Bhandup, *i.e.*, into Vehar Catchment. This aspect is under study.

The estimate of these Pilot Filtration works includes the cost of installation of the various units and of their operation over a period of 2 to 3 years so that the various major plants can be designed thereafter.

The research programme also covers the detailed limiological study of the raw waters of the impounded reservoirs over all the seasons of the year.

(*iv*) *Other Departmental Works.*—The Departmental organization carrying out works in connection with the filtration project also executed the following works :—

(*a*) Construction of the road bridge taking off from Saki Road to Powai Yard ... Rs. 35,000

(*b*) Dismantling the portion of the existing weir at Powai to increase the water-way and prevent flooding of the area ... „ 10,000

Besides this, the work of the construction of staff quarters (Rs. 50,000) and construction of cement godown (Rs. 20,340) were taken in hand.

(*n*) *Renovation of Duct between Tansa and Ghatkopar.*

(*i*) The contract work of laying of 72" dia. R.C.C. pipeline between Tansa and Ghatkopar for renovating the existing masonry duct was sanctioned under Corporation Resolution No. 984, dated the 24th October 1960 at a total cost of Rs. 1,17,17,703. The work of making the pipes has been started during the year under review, and that of laying them in site will be taken up from October 1962.

(*ii*) From the provisions available for the work of construction of offices, staff quarters, etc., the work on construction of quarters for Sub-Engineers and menial staff was underaken at a total cost of Rs. 1,25,000. Amount expended by the end of the year was Rs. 90,637.79 against the total estimated provision of Rs. 1,25,000.

(*o*) Land Acquisition.

The possession of the sites for the construction of the proposed service reservoirs at (*i*) Golalanji Hill (*ii*) Pali Hill, (*iii*) Veravali Hill (Low Level), (*iv*) Trombay Hill and (*v*) Rawl Hill was taken over by the Municipality from Government Land Acquiring Officers. Further proceedings regarding payment of compensation, etc., were in progress in concurrence with the Government Authorities. The site required for the construction of the reservoir at Veravali Hill (High Level) was proposed for acquisition. Negotiations were also in progress with the Director, Milk Scheme, Bombay for the transfer of the required areas of Milk Scheme land to the Municipality in this connection.

As regards the sites required for service reservoir at Veravali Hill (High Level) the private lands were proposed for acquisition and negotiations for the transfer of the required areas of Milk Scheme land were in progress with the Director, Milk Scheme, Bombay. The sites required for laying inlet and outlet mains from Veravali Hill Reservoir and from Powai Low Level Reservoir have been proposed for acquisition and preliminary enquiries in these cases were in progress in the office of the Land Acquisition Officers.

As regards the sites required for the service reservoir at Bhandup with inlets and outlets, proceedings for acquisition were in progress.

PART IV.—STUDIES IN CONNECTION WITH FUTURE AUGMENTATION SCHEMES.

The work of gauging the flow of Kalu rivers and measuring rainfall was carried out on the same lines as was done in the previous years. Further investigations were made and correspondence was carried on in connection with the major augmentation scheme which may have to be implemented at a future date.

PART V.—DAHISAR PROJECT.

I.—Introduction.

The Standing Committee under their Resolution No. 3257, dated the 25th January 1961 accorded their sanction for the preliminary works in connection with the water supply to the newly merged areas in the Western Suburbs at a total estimated cost of Rs. 6,77,820.

The work, however, was started in the month of April 1961 when the 6" water connection (syphon) was provied through the Masonry of Tulsi Dam.

The staff was appointed late in the month of May 1961 and in order to take advantage of fair weather survey work was started for providing an alternative road for the portion that is likely to be submerged. Other surve s such as detailed contours at the Dam site, etc., were also taken up side by side.

II.—During the year under review following surveys were carried out :—

(*a*) *Survey for the diversion of road.*—In all four alternate alignments about 6 miles 1 furlongs in length were investigated and an alignment admeasuring about 4 miles 1 furlong in length was finally selected. Detailed cross-sections along the same were taken at every 100' turning points and wherever required.

(*b*) *Fixing the site for service reservoir and filration plant.*—Two sites near National Park entrance at Borivli knwon as Khanderao Talpade Hill and another near the Dam site were surveyed for detailed contours of the ground, the area admeasuring about 35½ acres.

(*c*) *Detailed contour for downstream protection works and intake arrangement, etc.*—Detailed levels for contours at 20' distance along 18 lines each measuring about 2,000' were taken and contours are now being plotted.

(*d*) *Survey for the diversion weir and catch water channel for tapping the neighbouring catchment.*—A contour survey for the proposed site of weir was carried out and alignment for the proposed catch water channel measuring about 2 miles 6 furlongs has been fixed.

(*e*) *Land Acquisition.*—An area admeasuring bout 300 acres was tentatively demarcated at site and negotiations with Government were in progress for the release of this land which falls in the National Park of the Government of Maharashtra.

(*f*) *Survey for camp sites, etc.*—Detailed surveys of 2 alernative camp sites were carried out and mapped.

III.—Taking trial bores for investigation of foundations.

About 17 bore holes were drilled along the proposed dam alignment ranging from 30' to 100' deep. The results indicated that rock was not available at reasonable depth at the flanks of this alignment and fresh alignment about 600' unstream had to be selected and explorations by taking trial bores along the new alignment were in progress.

The Geophysical explorations of the dam alignments was undertaken by electrical resistivity method. Assistant Geologist to Government of India visited the site and examined the rock specimen recovered from bore holes.

IV.—Gauging and rainfall records.

During monsoon i.e. from 1-6-1961 to 31-10-1961 hourly records of rainfall at the damsite at Tulsi and National Park were maintained. Similarly river flows for every hour were recorded for determing the probable run off and the floods during the same period.

V.—Water Supply for the work.

Water supply from Tulsi Lake was arranged at the Dam site by laying 2"> 1½" dia. pipeline about 16,000 ft. in length.

VI.—Expenditure.

An amount of Rs. 1,58,320 was incurred on the staff both superior and inferior , for purchase of consumable stores, stationery articles, drawing materials, survey instruments, providing office and housings accommodation, water supply, lighting arrangement and providing transport facilities, issue of season tickets and for exploration of foundation by taking trial bores, etc.

PART VI.—MISCELLANEOUS WORKS.

(i) Enlarging the 72" dia. Tansa West main to 96" dia. and replacing the 72" dia. Tansa East Main between Kasheli Anchor Block and Balcum by a new one.

The Corporation under their Resolution No. 1183, dated the 9th December 1957 have accorded sanction to the aforesaid work at an estimated cost of Rs. 75,90,000.

The works carried out during the year under review are as follows :—

(*a*) The work of cutting the old pipes, and fabricating and laying new ones in their places was being executed by the contract through Mesrs. Structural Engineering Works Limited at a cost of Rs. 21,17,907. About 83.65 per cent. of the work was completed during the year, lengths of new 72" dia. and 96' dia. mains laid being 4,897 r.ft. and 5,821 r.ft. respectively, which included the trestles erected in the Kasheli creek.

(*b*) Of the Departmental works, falling under the scheme and costing Rs. 6,09,595 about 61 per cent. of the work was completed in the period under review.

The above works are expected to be completed by the end of September 1962.

The aforesaid works form the first part of the scheme of ' Replacing and enlarging the existing 72" dia. Tansa Mains in the Kasheli Creek '. The second part of the scheme comprising the work of ' Replacing the 72" dia. East and West Tansa Mains by one 96" dia. new main between Kasheli Anchor Block and Gundavali ' has been sanctioned by the Corporation under Resolution No. 1397, dated the 11th January 1960 at a total cost of Rs. 48,87,000. This work was to be taken up in hand after completion of the work under 1st part. However,to maintain the City's water supply to the present level, the same has been deferred for the present.A new 96' dia. steel pipeline for a length of about 3.75 miles between Tarali and Kasheli Anchor Block will be laid to divert the water from the existing 72" dia. Tansa mains between Tarali and Kasheli to enable to carry out the deferred work of replacement of 72" dia. East and West Main by a new 96" one between Gundavli and Kasheli Anchor Block, This work has been approved by the Corporation under their Resolution No. 2125 of 19th March 1962, at a total cost of Rs. 1,00,33,900 and the same will be taken up immediately after the

completion of present Enlargement works between Balcum ond Kasheli Anchor Block. Tnis work of laying a new 96" dia. steel main bet ween Tarali and kasheli at the later stage, will form a part of the proposed 96" dia. pipeline to be laid between Tansa and Bombay under the ' Upper Vaitarna Scheme.'

(iii) Arrangement of diverting the Vaitarna and Tansa waters into Vehar Lake at Bhandup.

The above work comprised of provision of 36" dia. branch connection on 96" dia. Vaitarna main and 18" dia. branch connection on each of 72" East and West Tansa Mains with the standing wave flumes for measuring the flow of water to be discharged into Vehar Lake. The pipelaying work and testing recorders were already completed through the contractors Messrs. Structural Engineering Works Limited. The connection on 72" dia. East Main was already done and that connection on 96" main was done during the year. leaving the connection to be made on West Main which will be done whenever the trunk main is isolated for some other works in this area.

(iv) Replacing a portion of 72" dia. Main at Bhandup.

A length of about 1,300 R.ft. of 72" dia. East Main which was in a damaged condition was replaced utilizing serviceable pipes from those removed from Kasheli Bridge as a result of the Enlargement work which was in progress. The work was taken in hand on 1st February and was completed in May 1961.

R. V. ABREU,

Hydraulic Engineer.

CITY ENGINEER'S DEPARTMENT

Shri S. V. Desai B. E. (Civil), M.I.E., A.M.I.C.E., D.I.C. held the post of City Engineer during the year except for the period from 16th October 1961 to 15th November 1961 when he was on leave. During this period Shri D. S. Thakur B.E. (Civil), A.M.I. (Struct.) E. acted as City Engineer.

There was no occasion during the year under report to invoke the provisions of the Bombay Municipal Servants' Act 1890.

The Distribution of technical staff of the department is shown in the table in Appendix A-1.*

I—PLANNING.

(2) This work consists of preparation of Plans and Estimates of all new major engineering projects as well as of minor works of repairs replacements or improvements of existing works and is divided into two Sections one section deals with proposals in connection with the building works, layouts of Slum Clearance Schemes and the areas to be developed etc., and is in charge of the Architect (Planning). The second section deals with proposals in respct of Road, drains, sewers, bridges and other miscellaneous engineering projects preparing annual schedules of rates and is in charge of the Executive Engineer (Planning). In addition to the work of the Planning Branch, Executive Engineer (Planning) is in charge of the construction of drains and sewers (both departmental and by contracts) in city area, Kurla Deonar Railway and disposal of refuse at Deonar, improvment of Private Streets and the work of desilting of sewers. He has also to attend to matters pertaining to M.R.P.H. Committee, the factory section and general correspondence and establishment matters of the City Engineer's Department.

I—(A)—PLANNING (ARCHITECTURAL)

(3) The work consists of preparation of sketch plans and Block Estimates, detailed plans and etailed Estimates of all new Engineering projects involving Development layouts, plans for lands under acquisition and Slum Clearance, School Buildings, Hospitals, Markets, Dispensary Maternity Homes, Libraries, Gardens, Offices and Wel-fare works and is in charge of Municipal Architect.

(4) This section prepared plans and estimates in connection with different building works as detailed below:—

(*a*) Summary of work done during the year 1961-62.

(*i*)	Contract Plans	80
(*ii*)	Cloth tracings	127
(*iii*)	Paper tracings	357
(*iv*)	Blue print copies	4,000
(*v*)	Block estimates	17
(*vi*)	Total amount of Block Estimates. (Appendix A2).*	Rs. 1,09,74,525.00.
(*vii*)	Detailed Estimates	51
(*viii*)	Total amount of Detailed Estimate	Rs. 2,15,69,855.00
(*ix*)	Draft Tenders	38

(*b*) Details of plans and estimates prepared are as follows:—

(*i*) New School Buildings and Additions and Alterations to Existing School Buildings.

	Locality.	Estimated cost.
		Rs.
1	Additions and alterations to Imamwada Urdu Girls School ...	33,087.00
2	Proposed conversion of Existing W.P. sheds into a temporary school in the B.D.D. Chawls at Worli ...	77,429.00
3	School Building at Chandan Wadi in place of existing school building ...	7,77,268.00
4	Additional 2 floors over Worli Neighbourhood School in Bombay Housing Board Colony ...	4,98,047.00
5	School Building at Mumbadevi Tank ...	19,90,276.00
6	School Building at Khetwadi Back Road ...	8,70,204.00
7	School Building at C.S. No. 326, Tardeo, in Gilder Lane ...	17,45,886.00
8	School Building at Shinde Wadi, C.S. No. 61 (Part)—(Revised Plans) ...	9,76,727.00
9	School Building at Antop Hill in Housing Colony of Bombay Port Trust ...	5,50,458.00
10	Revised estimate for Additional floor over Souter Street School Building ...	1,67,877.00
11	School Building on C.S. No. 89 and 90 Part, Lower Parel Division. (Revised Plans) ...	23,34,733.00
12	School Buildingt at Tadwadi, Mazgaon.—(Rovised Plans) ...	5,88,826.00
		1,06,10,908.00

* The Appendix is printed in the Departmental copy.

(*ii*) Hospitals, Maternity Homes, Medical Relief etc.

	Locality.	Estimated cost.
		Rs.
1	Additions and alterations to Improvement Trust Building for E.N.T. Hospital...	4,98,413.00
2	Additional floor over Cadell Road Maternity Home—(Revised Plans) ...	2,14,211.00
3	Conversion of Ground floor of convalescent Home Parel into Orthopaedic Hospital.	1,39,080.00
4	Alterations to Orthopaedic Operation Block at K. E. M. Hospital Parel for installing Artificial Kidney Unit ...	1,00,462.00
5	Nurses Home at L.T.M.G. Hospital, Sion ...	18,53,207.00
6	Construction of additional floor on and alterations to R.M.O.'s Quarters at K.E.M. Hospital, Parel ...	3,28,987.00
7	Additional floor over C.O.'s quarters at K. E. M. Hospital, Parel ...	53,281.00
8	Special repairs to slabs of Kitchen Stores passages etc., at K. E. M. Hospital, Parel. (Revised) ...	27,066.00
9	Special repairs to slabs of conference room and Ward Nos. 3, 4, 5 and 6 at K. E. M. Hospital, Parel. (Revised estimate) ...	21,459.00
		32,36,166.00

(*iii*) Markets.

	Locality.	Estimated cost.
		Rs.
1	Construction of a Fish Section in Elphinstone Road Market ...	5,09,933.00
2	Additions and alterations to Pedar Market—Fish Section ...	48,349.00
3	Renewal of C.I. Sheet Roofing over Garamkhada Market, Lalbaug ...	30,653.00
		5,88,935.00

(*iv*) Cemeteries.

	Locality.	Estimated cost.
		Rs.
1	Firewood shed at Sion Hindu Cemetery No. 86 ...	42,039.00
2	Raising height of existing compound wall, constructing new compound wall at Sion Hindu Cemetery No. 86 ...	26,190.00
3	Remodelling of Bhoiwada Hindu Cemetery No. 46 (Revised estimate) ...	2,16,503.00
4	Amenities to be provided at Shivaji Park Hindu Cemetery No. 45 ...	1,07,204.00
		3,91,936.00

(*v*) Miscellaneous Works.

	Locality.	Estimted cost.
		Rs.
1	Rent Collectors office at Haines Road Housing Scheme 32 ...	16,023.00
2	Extension of second floor to Sanitary Institute Building at Princess Street ...	36,387.00
3	Pedestal for Dr. Ambedkar Statue at Band Stand, Mayo Road ...	13,678.00
4	Rest and Lunch rooms and sanitary Block at Dadar D. P. Works ...	35,381.00
5	Raja Baldeodas Birla Kreeda Kendra at Chowpatti. (Revised) ...	14,76,357.00
6	Wireless Control room at Fire Brigade Quarters, Byculla ...	70,220.00
7	Conversion of existing Phalton Road Dormitory into a school on Ground floor and students Hospital on upper floors ...	48,398.00
8	Erection of sheds at Agripada Annesley Road, G North, Garages for E. E. Transport ...	33,452.00
9	14 Seated Acqua Privy for Dabholkar Adda ...	24,141.00
10	10 Seated Acqua Privy for Dabholkar Adda ...	19,311.00
11	6 Seated Acqua Privy for Dabholkar Adda ...	14,278.00
12	Laying out Sion Fort Hill as Recreation Centre and Garden ...	25,67,693.00
	Total ...	43,55,319.00

(*vi*) Public Sanitary Conveniences.

	Locality.	Estimated cost.
		Rs.
1	Nariman Road, Inside Worli Cemetery ...	14,308.00
2	Globe Mill Passage, Daruwala Chawl ...	10,310.00
3	Sardar V. P. Road and Elphinstone Bridge Cross Lane Junction ...	8,734.50
4	Worli Naka ...	4,651.00
5	Dhobighat Mahalaxmi ...	58,162.00
6	Vijaynagar Dadar ...	7,996.00
	Total ...	1,04,163.50

I—(B) PLANNING (GENERAL)

Roads, Sewers, Storm Water Drains

The abstract of work done during the year is as follows :—

(*i*) Paper Tracings	...	213 Nos.
(*ii*) Cloth tracings	...	19 ,,
(*iii*) Contract drawings	...	60 ,,
(*iv*) Blue print copies	...	4,537 ,,
(*v*) New estimates	Rs.	73,58,289.00
(*vi*) Revised estimates	...	92 Nos.

(6) Details of major plans and estimates prepared :—

	Estimated cost Rs.
(*a*) *Roads*:	
(1) Road No. 18 between Katrak Road and 33A ...	1,34,086
(2) Widening Pedder Road between Kemps Corner and Cadbury Fry ...	4,39,299
(3) Widening Bhulabhai Desai Road between Gowalia Tank Road and Pedder Road	4,31,592
(4) Concreting roads and pathways, Hindu Cemetery off Haines Road ...	1,20,073
(5) Construction of half the width of drainage channel road between Haines Road and Fergusson Road ...	2,96,351
(6) Road No. 26B between road No. 13 and Road No. 19 ...	2,08,516
(*b*) *Storm Water Drains*:	
(1) 8'-0 ×5'-0" S. W. drain outfall at Joglekarwadi ...	1,51,499
(2) Double barrel outfall at Timber pond in two portions ...	14,95,517
(3) 12"—15" dia. s. w. drain at Sheriff Dewjee Street ...	85,397
(*c*) *Sewers*:	
(1) 27" pipe sewer at Reay Road Second Cross Lane ...	1,31,481
(2) Replacing 2'-6"×3'-9" ovoid sewer by 45" pipe sewer below 'S' bridge Byculla	2,44,985
(*d*) *Miscellaneous*:	
(1) Approach roads to Koliwada overbridge ...	2,96,651
(2) Concreting open spaces at Municipal workshop ...	91,420
(3) Retaining wall to open plot opposite V. B. D. Udyan, Dadar ...	43,496

Appendix A-3 shows the details of works costing Rs. 10,000 and above for which plan and estimates were prepared during the year.

I—(C) SPECIAL TECHNICAL UNIT

(7) The post of Executive Engineer (Vigilance) was continued throughout the year under review.

The officer working in the post continued to guide the staff, pay surprise visits to various works under progress, investigate complaints received and co-ordinate the work of various Branches and Sections of the Engineering Department.

During the year he was also associated with the programme of removal of unauthorised hutments in the City and arranging for alternate accommodation to dishoused persons as a result of natural house collapses or pulling down of the dangerous buildings.

I—(D) SLUM CLEARANCE.

(8) This Branch is mainly concerned with preliminary surveys of slum areas, declaration of slum arears as "Clearance Areas", making of "Clearance Orders" and "Compulsory Acquisition Orders" under the provisions of the Bombay Municipal Corporation Act, acquisition of slum properties for clearance, rehabilitation of the slum dwellers, demolition of the old buildings in the clearance areas, formulation of slum clearance schemes to be executed with Government Aid securing financial assistance from Government and other works pertaining to slum clearance.

(9) The progress of various works under the Slum Clearance Schemes during the year was as under :

(*a*) *Prelminry surveys*—4 additional slum areas in the suburbs and extended suburbs admeasuring 25.30 acres having 1260 structures containing 1971 families with a total population of 8,108 were surveyed. The total number of slum areas in the suburbs and extended suburbs thus surveyed so far is 39 slums admeasuring 552.13 acres having 9537 structures, containing 28,657 families with a total population of 1,24,829.

(*b*) *Cleerance of Privates lums.*—(*i*) In the clearance areas K-1 and G-1 of Kamathipura four more buildings were evacuated and demolished during the year, a total of fifty buildings having been demolished till the end of the year. One remaining building in K-1 Area will be demolished after the bakery housed therein is shifted by its owner to the alternative accommodation.

Construction of 40 tenements on the vacant site in K-1 area was started. Plans and estimates for one more building comprising of 26 tenements were approved by the Corporation and those for a building of 22 tenements were submitted to the Works Committee and Corporation for approval during the year under report. The work of laying out a garden in clearance area G-1 has been also completed in the year.

(*ii*) In Clearance areas B-1 and M-1 of Kamathipura, possession of the properties in these areas was handed over to the Corportion by the Special Land Acquisition Officer, Bombay in April 1961. Out of 13 buildings and 8 sheds, 3 buildings have been evacuated and demolished during the year.

---

* The Appendix is printed in the Departmental Copy.

(*iii*) In the case of the Clearance Area at Match Factory Lane, Kurla, during the year the State Government has issued necessary notification directing the Special Land Acquisition Officer Bombay City and Suburban District to take steps for handing over the possession of the properties in the Clearance Area to the Corporation and to complete other proceedings.

(*iv*) In respect of Clearance area at Arthur Road (Hirvi Chawls property), the possession of the properties was expected to be received from the Special Land Acquisition Officer soon after the end of the year.

(*v*) In respect of the Clearance Area at Dhobi Chawls, Colaba, the suits filed by some tenants of Dhobi chawls against the Municipal Corporation were dismissed by the City Civil Court. The tenants had further gone in appeal to the High Court against the decision of the City Civil Court.

(*c*) *Clearance of Municipal Slums.*—By the end of the year 6 slums were cleared and redeveloped. Clearance and re-development of 11 slums in stages was in progress.

(*d*) Tenements under the Government of India's Subsidised Slum Clearance Scheme. Under the Scheme, 3668 tenements were sanctioned till 31st March 1962. Out of these, 954 tenements were completed during the year, bringing the total number of tenements completed upto 31st March 1962 to 1854. 992 tenements were started during the year and 1296 tenements were in progress on 31st March 1962.

(*e*) *Financial Assistance from Government under Subsidised Slums Clearance Scheme.*—

Loan and Subsidy received from Government during the year.		Total loan and subsidy received from Government upto 31st March 1962.	
Loan	Subsidy	Loan	Subsidy
Rs. 13,81,500	Rs. 17,96,000	Rs. 55,44,500	Rs. 42,26,000

(*f*) *Slum clearance programme submitted to Government for Sanction.*—A programme of slum clearance of an outlay of Rs. 68.16 lakhs based on the maximum ceiling cost of Rs. 6,000 per tenement envisaging construction of 1136 tenements in Greater Bombay was forwarded to Government for sanction and Government sanction to this programme was awaited.

(*g*) *Municipal sites to be cleared of hutments under Government of Maharashtra Hutment Dwellers Scheme.*

(10) 7 sites were sanctioned by Government for clearance and rehabilitation of hutment dwellers during the year. Out of these, census forms of 2581 families on 5 sites were completed jointly with the Maharashtra Housing Board and the Collector of Bombay and scrutiny thereof for deciding eligiblity of these families for alternative accommodation under the Scheme was in progress by the Maharashtra Housing Board.

I—(E) MUNICIPAL MATERIAL TESTING LABORATORY

(11) This laboratory was started in October 1960 in the premises of Love Grove Pumping Station During the year under reference the work at laboratory considerably increased and there was good response from outside parties also. The work carried out by the laboratory is shown in Appendix A-4.*

(12) One H. F. Vibrating machine to test cement samples was purchased during the year.

II—CONSTRUCTION

(13) Construction Branch is entrusted with the Planning estimating and executing works of roads, drains sewers, pumping stations, buildings for hospitals, schools, maternity homes, gardens, industrial estate buildings etc. and housing (tenements) of which cost is met from Loan Budgets "A", "B" and "E" (City) Section. Till last year these works were being looked after by two executive Engineers viz. (1) Executive Engineer (Construction) and (2) Executive Engineer (Housing). Due to larger allotments in these Budgets for financing the various projects, the working of this Branch was divided among 4 Executive Engineers as stated below :—

(A) Construction of Buildings other than Housing.

(14) 1—*Executive Engineer (Construction).*—This officer was in charge of construction of all types of Municipal buildings (except residential tenements) like schools, hospitals, maternity homes, dispensaries, gardens, industrial estate, buildings financed from Loan Works Budgets A and E (City Section) and those financed from Trust Funds (Donations) given by private parties.

During the year under report 29 works estimated to cost Rs. 1,55,87 492 were completed and 25 works estimated to cost Rs. 2,63,81,359 were in progress at the end of the year. Appendix B-1* shows the details of works and the total expenditure booked against each work during the year. Appendix B-2* shows the work for which contracts were given but were not started and Appendix B-3,* the works for which contracts were terminated or proposed to be terminated.

(B) HOUSING

(15) 2—*Executive Engineer (Housing).*—This officer is in charge of planning, estimating and executing of housing (tenements) financed from Loan Works Budgets "A" and "B" including housing under Slum Clearance Scheme.

The Municipal housing programme consists of construction of tenements for housing (1) Slum dwellers under Government subsidised Slum Clearance Scheme, (2) House collapse victims, (3) occupants of acquired properties and (4) Municipal staff. During the year under report major housing activities in the city and suburbs were limited to Slum Clearance projects to be completed during the 2nd Five Year Plan period including housing Schemes for Sweepers and major cheap type housing development schemes in Suburbs for housing persons of different income groups and house collapse victims.

* The Appendix is printed in the Departmental Copy.

During the year 300 tenements at Horse shoe valley Ghatkopar were constructed with the use of pre-fabricated steel tubular structures for housing house collapse victims. Similarly an experimental block of 8 tenements at Vikhroli had been constructed for the same reason as above to give a trial to its cheap mode of construction and its performance will be watched so as to find out if this mode of construction could be adopted on a large scale.

2260 tenements were completed and 3568 were in progress during the year under report respectively as per details shown in Appendix B-4 and B-5.

(C) CONSTRUCTION OF ROADS

(16) 3—*Executive Engineer (Roads).*—This post was created in the last year to implement the road works programme undertaken on a large scale during the year under report, of an estimated cost of Rs. 1,43,76,972 & Rs. 35,55,01 1. The concreting of junctions of important roads was also undertaken during the year under report at an estimated cost of Rs. 16,66,564. Appendix B-6* shows the road re-surfaced with concrete and 3" asphaltic concrete together with the junctions of important roads concreted during the year and Appendix B—7* shows such works still in progress at the end of the year. Expenditure incurred during the year on Re-surfacing roads in concrete amounted to Rs. 53,03,049 and that on resurfacing in Asphaltic concrete amounted to Rs. 30,51,895. The Executive Engineer (Roads) is also entrusted with other roads works financed from Loan Works Budgets "A" and "B". Appendix B-8* shows the new road works completed during the year.

D—Construction of drains, sewers and Purification Works.

(17) 4—*Executive Engineer (Planning).*—This officer was so far in charge of planning and estimating streets for roads, drains sewers and pumping stations etc. improvement of private street and general and establishment matters of the City Engineer's Department. He was also entrusted during the year under report, with the work of supervision of drainage, sewerage and pumping station works in City area. Appendix B-9* shows the works of drains and sewers completed, the works under progress, the works for which contracts were awarded but were not started and the works for which the contracts were terminated during the year under Budget "A" and Appendix B-10* shows the details about similar works under Budget "B". In addition to the above, the Executive Engineer (Planning) was also in charge of de-silting programme of main sewer works and the haulage of city refuse to Deonar, details regarding which are shown under IV-Maintenance of Drains and Sewers and IX—Conservancy.

Pumping Stations & Purification Works.

(18) (*a*) *Love Grove Purification Works.*—The work of the construction of a gas holder and gas control room included in the scheme is in progress and is nearing completion. Tenders for the H2S removal plant were kept pending as the question of utilization of slude gas from Love Grove was not finalised.

(*b*) *Improving the sewerage system and providing a Sewage Treatment Plant at Colaba.*—The work on the Sewage Treatment Plant was completed. The work on two sewers was nearing completion.

(*c*) *Dadar Purification Works.*—The contractors to whom the contract for the work of Digestion Tank, Gas Holder etc. was awarded had backed out and their earnest money was forfeited. Fresh tenders were therefore being reinvited.

(*d*) *Dharavi Purification Works.*—Work on the Digestion Tank, Gas Holder etc., was in progress. Works on the installation of higher capacity pumps, construction of a detritus tank, erection of coarse and fine screens and allied works were also in progress.

III.—MAINTENANCE OF BUILDINGS AND ROADS.

(19) The work entailed comprises of (*i*) repairs and maintenance work in respect of Municipal and *Ex*-Trust properties including acquired properties, (*ii*) roads, footpaths, renewal of road surface and surfacing of footpaths, restatement of trenches and other contingent works and (*iii*) works such as road washing, providing and maintaining street name boards, upkeep of public monuments, preventing or permitting occupation of roads and footpaths, temporarily regularising unauthorised occupation and similar other administrative works.

A.—Municipal and EX-Trust Properties.

(20) The total number of buildings and other properties in the City was 3,351 as against 3,351 in the previous years also. 85 properties were added during the year and 85 were demolished.

(21) The work of maintenance is classified under three major heads. (1) Normal repairs, (2) Special Repirs, and (3) New Works. Normal repairs include works of monsoon repairs such as fixing bamboo mats dammering, tile-turning, white-washing, colour-washing etc. The works that are likely to increase the life of the building or structure fall under the category of "Special Repairs". The works of additions and alterations to the buildings and structures and also those of providing additional amenities fall under the category of "New Works". Appendices C-1 and C-2* show the works carried out under "Special Repairs" and Appendices C3* and C/4* show the works under "New Works" respectively. Works mentioned in Appendices C/1* and C-3* were carried out departmentally while those mentioned in Appendices C-2 and C-4 were carried out by Petty Works Contractors.

(22) For the purpose of giving contract works, the City was divded into 3 Zones comprising of (1) A-1 to D-1 Divisions including Sanitary Institute at Princess Street, (2) D-2 to F-2 Divisions and (3) F-3 to G-4 Divisions including Leprosy Home Matunga and the Contractors were (1) M/s. Mohanlal & Co., (2) Shri Rupchand Kesarjee Madhani and (3) Shri S. V. Jivani for the period from 1st August 1961 to 31st Jluy 1962 respectively. The rates quoted by them were 11 per cent. above for 1st Zone 16 per cent. above for the second zone and 18 per cent. above for the 3rd zone. The contracts for the three zones will be continued from March 1962 to July 1962 with the same rates as mentioned above.

Repairs to school buildings under Budget 'E' were also carried out and the total expenditure incurred on this item amounted to Rs. 51,045.98 nP. The details as regards Budget provision, the expenditure booked under different heads in revenue Budget 'A' and 'B' are shown in Appendix C-5*.

370 Work Orders amounting to Rs. 9,92,839.95 were issued to the Petty Works Contractors for all the Divisions.

* The Appendix is printed in the Departmental Copy.

B.—Roads and Footpaths.

(23) The total length of the roads in the City at the close of the year was 282.088 miles. The classification of Roads and Footpaths showing the mileage and areas to be maintained and the expenditure incurred in maintaining different types of roads and footpaths is given in Appendix 'C'-6.*

(24) An amount of Rs. 14,64,720.38 was spent on repairs to pot-holes on carriageways during the year under report.

(25) 2,61,752 square yards of different types of road surfaces were improved departmentally during the year, as detailed below :—

Mode of Improvement.		Area in sq. yds.
(1) Sheet Asphalt	...	34,527
(2) Chipcoat on Asphalt Roads	...	1,30,557
(3) Semi-Grouting	...	77,366
(4) Surface dressing	...	19,302
(5) Asphalt Concrete	...	...

As usual Rs. 2,06,970 were paid to the Bombay Port Trust for cleaning and repairing Port Trust Wharves and Roads.

The work of constructing footpaths as approved by the Corporation was continued during the year and footpaths of 24 roads covering an area of 20,969 square yards were asphlalted at a cost of Rs. 56,815.02 as per details in Appendix C-7.*

C.—Miscellaneous works in connection with roads and footpaths.

(26) (*a*) *Road Waterings.*—Water-bound roads and katcha footpaths comprising of total area of 26,784 sq. yds., were watered at suitable intervalas during the dry season and expenditure incurred thereon amounted to Rs. 13,545.59.

(*b*) *Street Name Boards.*—Total expenditure incurred on repairing and maintaining the existing one amounted to Rs. 13,690.70.

(*c*) *Maintenance of Pubilc Monuments.*—All the statues were periodically cleaned and maintained at the total cost of Rs. 2,294.01.

(*d*) *Pedestrian guard railings.*—894.33 ft. of guard railing were maintained during the year.

(*e*) *Widening of roads consequent upon the acquisition of set backs.*—The cost of adding to roads the set back lands acquired in different parts of the City inclusive of cost of incidental works, such as shifting tram poles, electric cables, gas or electric lamps water entrances, etc., amounted to Rs. 85,194.34. The total area thus added to the roads was 3,420.12 sq. yds.

(*f*) *Benches.*—224 benches on roads and footpaths were maintained.

D.—Road Rollers.

(27) During the year there were 30 road rollers on the register, out of which none was petrol driven 30 diesel driven and 5 steam driven, *vide* Appendix C-8.*

E.—Permits.

(28) (*a*) *Opening of roads and footpaths.*—During the year 845 permits were issued for excavation in roads and footpaths. The cost of reinstatement of disturbed surface was charged to the respective permit holders. The trenches were repaired at a total cost of Rs. 2,80,632.74 which was borne by the parties concerned. The total amount of road openings fees recovered was Rs. 3,105.00.

(*b*) *Occupation of roads and footpaths.*—Action under Section 322(*b*) of the Bombay Municipal Corporation Act was taken to prevent the unauthorised occupation of roads and footpaths by dumping building materials 258 notices were issued, for contravening the provisions of the Act. Fees were recovered for the use of roads for stacking materials and putting up scoffoldings. The total amount collected under this head was Rs. 31,629.92 from 469 permits. In addition 354 permits were also issued for occupation of roads, for erecting mandaps, placing chairs, benches, etc., and the amount realised therefrom was Rs. 8,428.39. Permission for 496 bus and tram shelters on roads and footpaths as against 473 in the previous year was continued.

F.—Tramways.

(29) The total length of the double Tram Tracks in the City was 15.63 miles and that of single tram tracks was 1.27 miles, at the close of the year. These figures include 4.54 miles of single and double tram tracks from which tram services have been withdrawn but the rails were not removed from the roads.

Restoration of trenches.—During the year 3,87,315.67 R.ft. trenches were reinstated at a total cost of Rs. 15,94,876.35 as per details given in Appendix C-9.*

* The Appendix is printed in the Departmental Copy.

G.—Asphalt Plant and Crushers.

(30) The Municipal Hot Mix Asphalt Plant at Worli was in operation throughout the year except during monsoon from 2nd July 1961 to 22nd October 1961. The Pegson mixer was worked for turning out asphalt chip mixture and cold mix material required to fill in pot-holes in the City and Suburbs. The labour for running the asphlat plant was engaged by contract.

(31) The total area 2,67,135 sq. yds. (excluding of Pot Holes area of 20,854 sq. yds.) of roads and footpaths was repaired and renewed during the year as against 3,53,072 sq. yds. repaired and renewed during the previous year (Appendix C-10).*

Different roads admeasuring 6,500 sq. yds. were repaired with 3" sheet asphalt (*vide* Appendix C-11).*

Capital Roads admeasuring 1,30,557 sq. yds. were repaired by seal or chip coat (Appendix C—12).* In addition to this, seal coating was done on miscellaneous raods measuring about 1,320 sq. yds. (*vide* Appendix C-13).*

During the year under report, the road renewal work with 3" Asphalt admeasuring 341.27 sq. yds. was carried out departmtnetally (*vide* Appendix C-14).*

Footpaths covering an area of 20,969 sq. yds. wereasphlated with 1/2" to 3/4" seal coat (*vide* Appendix C-10).*

Hot Mix Asphalt Plant.

(32) Hot Mix Plant worked for 205 days and remained closed for 160 days on account of rainy season Sundays, Holidays and breakdowns of the Plant.

The rates adopted for booking theexpenditure for different modesofconstruction were the same as per previous year. The total expenditure for renewing the road surfaces, the cost of which was chargiable to different Budget Heads amounted to Rs. 3,70,140.84 as shown in Appendix C-14 mentioned above.

An area of 72,797 sq. yds. was repaired by providing 3/4" asphalt premix carpet on grouted roads at a cost of Rs. 1,80,576.80 (Appendix C-15).*

1,385 tests, as per the details shown in Appendix C-16* were carried out at the asphalt plant laboratory on different asphalt mixtures.

The total number of boxes and tonnage turned out by the main plant and the pegson plant were 58,984 boxes, *i.e.*, 15,799 tons and 9,868 boxes *i.e.*, 2,643 tons respectievly (*vide* Appendixes C-17 and C-18).*

Crushers at Worli and Sewri.

(33) There are four crushers and one granulator at Worli and four Crushers at Sewri. On an average 2 to 3 crushers at Worli and 2 Crushers at Sewri worked.

The total out put of crushers during the year was 8,750 brass as against 10,961 brass during the previous year. The work of cutting the rubble stones at both the crushers was carriedout by departmental labour. The rubble at Worli and Sewri Crushers was obtained through contract. In addition to this, setts excavated from the roads were received and crushed in large quantity at Worli and Sewri. The total out put at these crushers and the rates (including haulage charges) charged for the supply of metal of differett sizes are given in the Appendix C-19.* The value of the stock on hand at the end of the year was Rs. 9,723.40 at Worli Crushers (*vide* Appendix C-20)* and Rs. 25,076.52 at Sewai Crushers (*vide* Appendix C-21).*

H.—Public Street Lighting.

(34) The total number of lamps (gas and electric) at the end of the year was 13,377 as against the previous year's 13,079. The details of the different types of lamps are shown below:—

(a) Gas Lamps with C. P. varying from 70 to 600.

Hexagonal.	Bombay.	Littleton.	Rochester.	Suggs.	Traffic Directional.	Total.
553	13	6888	132	139	107	7832

(b) Electric Lamps with C. P. varying from 25 to 1335.

Tungsten Filament Lamps	Mercury Vapour Lamps.	Flourescent Lamps.	Total.
2637	2851	57	5545

Grand total of Gas and Electric Lamps=13,377.

Besides these lamps 15 Policeman's spot lights and 12 lamps at Railway foot-overbridges at Chowpatty, Byculla and Dadar were maintained by the Department.

* The Appendix is printed in the Departmental Copy.

(35) The following statement shows the total Candle power of the lamps, energy consumed and the expenditure incurred on account of maintenance, etc., during the year:—

Kind of Lighting.	Candle Power.	total consumption during the year.	Expenditure for lighting.
			Rs. nP.
Gas ...	16,97,180	19,66,45,680 C. ft.	13,34,980 24
Electric ...	17,97,109	38,40,645 K. Watts.	11,58,218 16

An additional expenditure of Rs. 1,53,634.45 was incurred on the following Item :—

	Rs. nP.
(1) Erection of new lamps ...	2,977 91
(2) Repairs and Maintenance ...	89,240 09
(3) Works of improvement in street lighting ...	61,416 45
Total Rs. ...	1,53,634 45

The usual Rs. 30,118.00 were paid to the Bombay Port Trust on account of lighting charges and roads in their charge by adjustment against the amount due from them in respect of General tax for the year under report.

(36) The work of lighting and maintaining the street lamps was done through Messrs. The Bombay Gas Co. Ltd., for gas lights and the Bombay Electric Supply & Transport Undertaking for electric lights The statues of the late Sir Pherozshah Mehta at Bori Bunder and the late Vithalbhai Patel and Lolkmanya Tilak at Chowpatty were floodlit with electric lights throughout the year.

The lighting of 17 roads was improved with H.M.V. Lamps under the "All-in-Hire" Scheme (*vide* Appendix C-22)* and of 17 roads by electric and gas lamps (*vide* Appendix C-23*). New lighting arrangewas provided on 14 roads during the year (*vide* Appendix C-24).*

I.—TRAFFIC.

(37) New Traffic Channelising and Refuge Islands have been constructed during the year under report at the following intersections :—

(1) Cadell Road junction New Prabhadevi Road.
(2) Victoria Road junction Mesant Road.
(3) Walkeshwar Road junction Ridge Road (Teen Batti).
(4) King Edward Road junction Parel Government Gate Road.
(5) Napean Sea Road junction Narayan Dabholkar Road.
(6) Refuge Island along Mahatma Gandhi Road between Oriental Building ed Central Telegraph Office.
(7) Girgaum Road junction Charni Road.
(8) Charni Road junction Vithalbhai Patel Road.
(9) Lady Jehangir Road junction Sir Balchandra Road.
(10) Sardar Vallabbhai Patel Road junction Hughes Road.
(11) Babulnath Road junction Chowpaty Road.

(38) Remodelling of the following Rotaries was undertaken :—

(1) Khodadad Circle.
(2) Kotwal Garden (junction of Tilak Road and N. C. Kelkar Road).
(3) Tardeo Circle (junction of Tardeo Road, Bellasis Road and Falkland Road).
(4) Dhobi Talao.
(5) Shivaji Park Junction (Intersection of Gokhale Road (North), N. C. Kelkar Road, Lady Jamshedji Road and Keluskar Road, etc.).

(39) As usual pedestrian crossing lines, centre lines, and lanes of road and parking stalls were demarcated in some of the main throughfares in front of schools, etc. Permanent Centre Divider along Dr. Annie Besant Road was completed. It is proposed to provide permanent Centre Divider along Mahatma Gandhi Road between Flora Fountain and Dhobi Talao.

Traffic Signals.

(40) (*a*) Traffic signals have been put into commission at the following intersections:—

(1) Parel Chawl Road.
(2) Suparibaug Road junction Currey Road.
(3) Ibrahim Rahimtulla Road junction Babulla Tank Road (J. J. Hospital).
(4) Ibrahim Rahimtulla Road junction Sardar Vallabhbhai Patel Road (Bhendi Bazar).
(5) Hughes Road junction Harvey Road.

(*b*) Since the installation of Traffic Signals at Kemp's Corner, some modifications to the phases were considered necessary to eliminate certain conflicting movements with special pedestrian phase. This was being carried out.

*The Appendix is printed in the Departmental Copy.

(c) Traffic studies in respect of the following intersections have been completed and quotations for the supply and installation of Traffic signals thereat were invited :—

(1) Falkland Road junction Lamington Road.
(2) Lamington Road junction Grant Road.
(3) Girgaum Road junction Princess Street.
(4) Princess Street junction Kalbadevi Road.

(d) Pedestrian Signals:—

(1) Tilak Bridge East Approach Pedestrian Crossing: Proposal finalised. Quotaions were received.
(2) Parel Chawl Road at Chinchpokli Municipal School—Traffic counts taken.
(3) Cadell Road—New Prabhadevi Road was being finalised.

Bridges.

(41) Princess Street overbridge for vehicular traffic :—

Proposal sanctioned but was held over to fit in with the proposed development of Western Railway Tracks.

Footbridges across Queen's Road connecting Charni Road and Marine Line Railway Stations were to be constructed through private agency, but this work also was held over to fit in with proposed development of Western Railway Tracks.

Parkings.

(42) Parking studies to consider the parking demand and requirements and to provide off-street parking facilities were undertaken in the following areas :—

(1) Kalbadevi Road.
(2) Fort area (Bori Bunder to Pherozeshah Mehta Road).

As truck traffic in Dongri area was assuming an alarming magnitude studies were undertaken to establish a Truck Terminal.

City-wise and Suburb-wise traffic census study was made with the help of surplus Municipal staff to establish traffic movements.

Security Measures.

(43) The work of construction of compound walls to enclose the Municipal installations at the following places had been completed :—

(1) Sion Pumping Station.
(2) Wadala Pumping Station.

J.—Improvement of Private Streets.

(44) The private street section is in charge of Assistant Engineer (Design and Private Streets) under Executive Engineer (Planning). The work consists of improving private streets by providing sewerage, storm water drains, lighting and constructing them in concrete in accordance with the procedure laid down under Section 305 of the Bombay Municipal Corporation Act and then declaring the same as public streets. Government passages are also taken over and similarly improved.

(45) Actions for improvement of private streets at eight localities in the city were in progress during the year, of which seven continued from previous year and one action was newly started in the year under report. Details are given in Appendix C-25*.

No Government passages were taken over for improvement and maintenance, during the year.

(46) Improvement of passages in private holdings.—During the year under report some of the plot-owners of the Rungta House property at Napean Sea Road had agreed to the improvement of the passage within the property at their cost. However as all frontagers were not agreeable further steps could not be taken. In the meantime Shri Rungta the owner of the passage deposited with the Municipality Rs. 1,03,164 the estimated cost of improvement. The work would now be taken in hand in the ensueing year.

Two more passages in private holdings, *viz.*, (1) the passage near Marble Fountain, between Premises Nos. 55-57, Bhulabhai Desai Road, C.S. Nos. 761 and 767 Malbar Hill Division and (2) the passage off Sleater Road near Ganesh Prasad were taken over as public streets under the provisions of Section 291(*b*) of the Bombay Municipal Corporation Act as per Corporation Resolution No. 153 dated the 12th May 1959 and Corporation Resolution No. 1706 dated the 15th February 1960.

(47) Recoveries in respect of the costs of improving the private streets, including deposits, interests etc. from the frontagers of the streets for works carried out in the past and proposed to be carried out amounted to Rs. 1,15,348.43 nP. during the year as against Rs. 72,359.15 nP. in the previous year. The amount includes Rs. 1,03,164 paid as deposit by the owner of the passage in the Rungta House holding off Napean Sea Road.

No occasion arose to take any action under Section 494 of the Bombay Municipal Corporation Act for declaring the expenses incurred by the Corporation as improvement expenses.

(48) Out of 63 Municipal references under Section 503 of the Bombay Municipal Corporation Act pending in the Small Causes Court at the end of previous year, 46 References were disposed of during the year under report as per details shown in Appendix C-26* and 17 references were still outstanding. There was no new reference filed in Court during the year.

Appeals by parties in two cases pending before the Full Bench of the Small Causes Court in the previous year were decided in favour of the Corporation during the year under report.

---

* The Appendix is printed in the Departmental Copy.

(49) Action for improvement of the private street off Tokersey Jivraj Road was kept in abeyance pending laying of Municipal Sewer in Jakeria Bunder Road to which the sewerage of the private street is to be connected.

(50) Intimations regarding two streets having become public streets was given to Public Utility concerns (Appendix C-27).*

IV.—MAINTENANCE OF DRAINS AND SEWERS.

(51) The work consists of (1) Cleansing and maintenance of all underground sewers and storm water drains and open channels (2) making street connections of the drainage systems of properties to sewers and water drains.

(52) (1) Cleansing and Maintenance :—

(*a*) *Cleansing of Sewers and Drains.*—Appendix D-1 gives the details of the sewers and storm water drains cleansed and the quantity of silt removed therefrom.

(*b*) *Water courses, catchpits, water entrances and street connections.*—Appendix D-2* shows the details of cleansing and silt removal done during the year.

(*c*) *Biological Installation at Banganga.*—The instolation was maintained and necessary repairs were carried out at a cost of Rs. 438.17.

(*d*) *Vent shafts and sluices.*—2,771 vent shafts on pipe sewers were maintained and kept in working order. 31 sluices on sewers and storm water drains were maintained and operated.

(*e*) *Open Storm Water Channels.*—Appendix D-3* gives the details of cleansing and maintenance of open channels.

(53) *Common House drains in Private properties.*—The work of systematic cleansing of common house drains and pipe sewers in private properties during the year is given in the table below;—

		Length cleaned in miles.	Silt removed in tons.
(1) House drains	...	1164.09	5981.71
(2) Pipe sewers	...	49.34	1802.67

Appendix D-4* gives the details of the house drains in common house gullies cleaned under a systematic programme during the year.

The mobile gangs with flexible rod equipment removed in all 491 chokes in pipe sewers.

(54) *Repairs to manhole and gratings of water entrances etc.*—The table below shows the details of this work during the year :—

		Total No.	Total Cost.
			Rs.
(1) Repairs to maholes	...	28	4,819.68
(2) Replacement of gratings	...	1291	32,593.11
(3) Removal of Ventshafts	...	*Nil.*	*Nil.*

(55) *Street Connections.*—During the year under report 106 street connections of buildings were made to sewers and 18 to storm water drains.

(56) *Floo Abatement.*—The special staff appointed during the monsoon to attend to flood abatement operations in low lying areas in the whole city worked during day and night at the following hours :—

Day time	...	7-30 A.M. to 11-30 A.M. 1-30 P.M. to 5-30 P.M.
Night	...	3-30 P.M. to 11-30 P.M. 11-30 P.M. to 7-30 A.M.

(57) *Requisitions in respect of house drains.*—3,715 requisitions under various Sections of the Act were issued against house owners during the year under report for rectifying drainage defects. Appendix D-5* gives the number of requisitions complied with and the number outstanding at the end of the year. Appendix D-6* gives the details of prosecutions launched for non-compliance with the requisitions.

(58) *Subvention Scheme.*—No privies on basket system were converted into water closets under the Scheme during the year.

* The Appendix is printed in the Departmental Copy.

(59) *Desilting of Sewers.*—The programme of systematic desilting of main sewers was continued during the year under report from 1st April 1961 to 15th June 1961 and again from 23rd October 1961 to 31st March 1962. A total length of 92,874 feet of main sewers cleaned by dragging scrappers through them and 3,89,380 C.ft. of silt was removed therefrom. 28 separate gangs were working for the above stated cleaning work,each gang consisting of a mukadam and 16 labourers.

Besides the systematic cleaning programme of main sewers, a number of pipe sewers were also cleaned for which 12 gangs were employed. The total length of pipe sewers thus cleaned was 75,595 R.ft. and the total silt removed was 29,200 C.ft.

The details of main sewers and pipe sewers cleaned are shown in Appendices D-7* and D-8* respectively.

Besides the cleansing of sewers following catchpits were cleaned :—

(1) At Vithalbhai Patel Road.
(2) At 1st Marine Street junction Queen's Road.
(3) At Dr. Cawasji Hormusji Street junction Queen's Road.
(4) At Queen's Road junction Princess Street.
(5) At Nana Shankar Wadi.
(6) At Thakurdwar Road

(60) *General Comments.*—90 inches of rain fall was recorded at Babula Tank Office. The total amount of water required for Drainage and Sewerage Works and Public Sanitary Conveniences during the year was 2,75,130 gallons of which 1,14,130 gallons were required for drainage works and 1,61,000 gallons for Sewerage Works.

V.—PRIVATE BUILDING CONSTRUCTION.

(61) *Building Proposals.*—1,743 building proposals were received during the year as against 1,387 in the previous year. Out of 1,743 proposals 732 were under section 337 of the Bombay Municipal Corporation Act for erection of new buildings and 1,011 were under Section 342 of the Act for additions and alterations to existing buildings. The corresponding figures of the proposals under Section 337 and 342 of the Act for the previous year were 575 and 812 respectively. During the year no proposal for building construction was received from Government.

Appendix E-1 shows the comparative quinquennial figures of proposals received for the years 1957-58 to 1961-62.

(62) *Building construction.*—In respect of the building works under progress 678 Building Completion Certificates were received for the completed works during the year as against 597 in the previous year and they were disposed of after inspection of the works.

(63) *New Buildings.*—The total number of new buildings constructed by private enterprise during the year was 543 as against 208 during the previous year. Out of these 334 were residential and 209 non-residential. The total number of residential buildings constructed by Co-operative Housing Societies was 71 and those by the employers for their employees was 273.

(64) *Building Collapses.*—131 buildings or proptions thereof collapsed during the year as against 115 during the previous year. 54 persons were injured and 8 persons were killed as a result of these collapses. The estimated damage of properties was Rs. 2,11,080. Appendix E-2* gives the quinquennial figures of house collapses.

(65) *Actions under relevant sections of Municipal Act.*—12,666 notices were issued during the year under different Sections of the Bombay Municipal Corporation Act and 5,236 notices were pending compliance from the previous year. Out of these notices, 10,086 notices were complied with during the year and 7,816 were still pending compliance at the close of the year. Appendix E-3* gives the details of the notices. Appendix E-4* gives the details of the prosecutions instituted against house owners for non-compliance of notices and other offences committed under the different Sections of the Act.

(66) *Repairs of removal of unsafe buildings.*—During the year 4,462 notices under Section 354 of the Act were issued against house owners out of which 1,941 were complied with and 2,521 were pending at the close of the year. Prosecutions were launched under this Section of the Act. The details are emobied in the Appendices E-3 and E-4 referred to above.

During he year 255 unsafe buildings or portions were remoed departmentally under Section 489 of the Bombay Municipal Corporation Act as against 77 removed in the previous year. The table below gives the comparative figures for the two years:

		1960-61	1961-62
(*i*) No. of Departmental actions	...	77	275
(*ii*) Expenditure incurred	... Rs.	30,024.14	98,030.68
(*iii*) Irrecoverable expenditure	... Rs.	5,558.00	4,894.35

Authorities to carry out repairs were granted to tenants under Section 499 of the Act in respect of 135 buildings as against 100 during the previous year and 595 tenants as against 569 during the previous year took advanatage of the same.

(67) *Removal of unauthorised works.*—Sanction of the Standing Committee under Section 351(2) of the Act for removal of unauthorised works was obtained in 324 cases as against 493 during the previous year

* The Appendix is printed in the Departental Copy.

(68) *Complaints from the Public.*—13,740 complaints were received from the public during the year as against 6,668 during the previous year. Out of these, 12,881 complaints were looked into and disposed of at the close of the year.

(69) *Acquisition of setbacks.*—Rs. 5,81,796.17 were spent on the acquisit on setbacks as against Rs. 1,13,963.13 during the previous year. 3420.12 sq. yds. of land were added to road in the year. Appendix E-5* gives the details for the period of 5 years from 1957-58 to 1961-62.

(70) *Regular Lines of Streets and layout of New Roads.*—Regular lines were newly prescribed under Section 297(1)(*a*) of the Act on 3 roads and Regular line on 1 road was revised under Section 297(1)(*b*) of the Act. Appendix E-6* gives the list of these roads. No new road line under Section 291 (1) of the Act was sanctioned during the year.

Technical Unit.

(71) During the year the Technical Officer continued to scrutinise the structural designs (both R.C.C. and Steel) received in respect of the erection of new buildings and for the additions and alterations to the existing buildings in the City limits. He also inspected the work of these buildings periodically. He also inspected other buildings in Bombay referred to him by other Departments and offered his remarks as regards their structural stability or soundness.

House Numbering.

(72) The work of assigning number plates to the newly constructed properties and also surveying the properties where the plates were found missing or defaced in B Division was completed during the year. About 1,000 properties were found where plates were required to be fixed. The work of assigning numbers to the newly constructed properties as well as properties where plates were missing in C Division was also taken in hand in the year under report. Plan showing the newly proposed missing and those existing number plates of the properties in A/I and A/II Divisions was still under preparation during the year.

The work of issuing notices on the owners of the properties in G Ward was going on and about 1,200 notices have been served on the owners. The work of fixing the number plates to the properties in this Ward was taken in hand since January 1962 and 650 plates had been fixed by end of the year and further work was in progress.

The list of the Public Roads (Zone-wise) in alphabetical order was completed.

VI.—MECHANICL BRANCH.

(73) This Branch looks after:—

(1) The Municipal Workshops and Foundry at Foras Road.
(2) The work in connection with new electrical installations and repairs to the existing ones in the City.
(3) Manufacture of furniture and other wooden articles.
(4) Manufacture of Ferrous and Non-Ferrous castings.
(5) Purchase of Plant, Machinery and equipments other than those dealt with by the Controller of Stores.
(6) Drawing specifications for plants machinery furniture etc., required by different departments
(7) Maintenance and repairs of:—
  (*a*) Lifts and electric installations in Municipal Buildings.
  (*b*) The Refrigerator at the Arthur Crawford Market.
  (*c*) Road Rollers.
  (*d*) Mechanical and electrical installations and machinery.
(8) The Pumping Stations, the Compressor Stations, Purification Works and flood gates.

(74) *Municipal Workshops.*—5863 jobs were completed during the year including those which were partly finished at the end of the previous year. The total number of new jobs received during the year was 6118. The total expenditure on departmental and private works amounted to Rs. 6,36,271.31 as against Rs. 7,39,624.00 in the previous year. The expenditure on the upkeep and overhead charges amounted to Rs. 1,19,949.46 which worked out to 18.85 per cent. incurred on labour and stores as against 22.99 per cent. for the previous year.

(75) *Municipal Foundry.*—The rates of different types of castings were sanctioned by the Municipal Commissioner for the year 1961-62 depending upon the cost of materials and labour cost, as the Foundry is working on suspense account basis. Many intricate and special types of castings for the use of Pumping and Purification Plants, Asphalt Department etc., were manufactured in the foundry during this year. Most of the castings required by various departments including cast iron manholes, were also manufactured in the Foundry. The quality and soundness of products were also quite upto the mark. The rates compared very favourably with those in local Market. Details of the total out-put during the year together with the sanctioned rates are given in Appendix No. F-1.*

(76) *Refrigeration Plant at Arhur Carwfrod Market.*—The report of the quantity of goods dealt with and the amount received by way of fees at the Cold Storage will be seen in the Chapter relating to Markets and Slaughter House.

(77) *Design Zection.*—The section carried out the work of preparing estimates for the Mechanical Branch, preparing drawings and specifications for machinery, furniture and other mechnical equipment for various departments. In addition, it executed all the out-door Mechanical jobs. In connection with the Municipal General Elections that was held on 26te March 1961 the Mechanical Branch exercised general supervision over the construction of all the Mandaps in the City, Suburbs and Extended Suburbs. The Design Section submitted 480 estimates amounting to Rs. 11,67,600. 764 jobs were caraiedout at a total cost of Rs. 2,17,990. 130 drawings were prepared and 16 tenders, including sealed quotations were invited.

* Appendix is printed in the Departmental Copy.

(78) *Electrical Section.*—This Section continued to look after all the Municipal electrical installations in the City except those under H. E. and *Ex*-Trust Chawls. The following works were carried out by the Branch during the yer under report.

(*a*) The illumination of Municipal Head Office, Victoria Gardens and Main Suburban Office at Bandra, through contractors on Republic Day.

The illumination of the Municipal Head Office Old Building was ranked third by the Citizens Republic Day Illumination Committee and was ranked second best by the Electrical Contractors' Association.

(*b*) The electric installations including water pump sets, lifts, air conditioners and water coolers of both the Head Offices, were maintained.

(*c*) The Plant and Electric Crematorium at Chandanwadi was maintained. The lighting, wiring and wiring of furnace doors was renewe .

(*d*) *M. G. O. Swimming Pool.*—The complete filtration plant and Swimming pool lights, etc., were maintained. The pool was closed for annual repairs during the period 31-6-1961 to 7-7-1961.

Tender Section.—This section has executed works amounting to Rs. 6,69,060 and also prepared 38 estimates for the electrification of Municipal structures amounting to Rs. 6,59,855.

Planning Section.—This section prepared 99 estimates amounting to Rs. 18,48,100.

Housing Section.—The work of electrification executed by the Housing Section both of City and Suburbs amounted to Rs. 3,05,400. The Section also prepared 56 estimates amounting to Rs. 8,62,081.

Departmental jobs.—745 departmental jobs amounting to Rs. 2,26,568 were attended to, and 157 estimates were prepared amounting to Rs. 3,07,293.

SEWAGE PURIFICATION PLANTS.

(79) *Love Grove Pumping Station.*—(1) The two new stork pumps together with the two old horizontal pumps in the new pump house and the two vertical pumps in the old pump house worked satisfactorily during the year and facilitated the completion of the main sewer cleaning programme which was underataken during this year also on a large scale.

(*ii*) *Sewage.*—During the year, the entire pumping station pumped 43,777 M.G. Sewage, out of which pumping station No. 1 pumped out 10,145 M.G. Sewage and pumping Station No. 2 pumped out 33,632 M.G. Sewage.

(*iii*) *Screenings.*—13,400 C.ft. screenings were removed by screens located at the upstream sides of these pumping stations, out of which 7,280 C.ft. screenings were removed at pumping station No. 1 and 6,120 C.ft. screenings were removed at pumping Station No. 2.

(*iv*) *Silt.*—83,340 C.ft. silt was removed from low level grit chamber on the upstream of pumping Station No. 1. Silt and screenings removed were disposed of by dumping them in low lying areas.

(80) *Love Grove Sewage Purification Works.*—(*i*) Out of 33,631 M.G. Sewage pumped out from pumping stations No. 2,3,859 M.G. Sewage received primary treatment.

(*ii*) The two Detritors removed 1,05,570 C.ft. silt, which was used for filling low lying areas.

(*iii*) *Primary Settlement Tanks.*—During the year, both the primary settlement Tanks worked satisfactorily. The machinery of primary settlement Tank No. 1 was completely overhauled during the year.

(*iv*) *Digestion Tanks.*—During the year, the R.C.C. domes of Digestion Tanks Nos. 1 and 2 were gunnited and rendered gas tight. All the four digestion Tanks worked satisfactorily and converted 20.66 M.G. Raw Sewage sludge into an innoccuous mass, which could be dried on open sludge drying beds without creating any smell and fly nuisance. The thick digested sludge dried on the sludge drying beds yielded 277.8 brass manure. The revenue relised by sale amounted to Rs. 3,865. The sludge gas generated contained 300-400 grains per C.ft. H_2S. The entire sludge gas was burnt in waste gas burners.

(81) *Dadar Purification Plant.*—The total amount of sewage received for treatment at the plant during the year was 6,189.31 M.G. *i.e.*, an aveage of 16.95 million gallons per day. Out of the 16.95 M.G. sewaae flow per day received for treatment, 1.5 M.G. sewage per day received complete treatment and the remaining 15.45 M.G. sewage per day received only primary treatment. Steps are being taken to increase the capacity of the plant to 19 M.G.D. which is at present 14 M.G. per day sewage flow.

(82) *Sewage Pumping Station, Dadar.*—During the current year this pumping station pumped 2,847.67 M.G. as against 2,772.65 M.G. during previous year. Appendix F-2* gives the working of entire Purification Plant in tabulated form.

Enclosed Draft Filter No. 1.—The filter having 1.5 M.G.D. capacity worked satisfactorily during the year and turned out effluent practically conforming to the standards laid down by the Royal Commission.

(83) *Repairs to Primary Settlement Tank.*—(1) During the current yer, one 110'-0 dia meter, Primary Settlement Tank had to be emptied for the removal of the choke in the sludge line. Simultaneously, the entire steel structure was cleaned and paintaed. The work was carried out from 22-11-1961 to 8-2-1962.

(2) 80'-0" diameter continuous flow settlement tank had been emptied on 7-2-1962 for repairs to corroded steel parts and for replacement of electrical pick-up gear and rails. The tank will be put into commission by the end of October 1962.

* Appendix is printed in the Departmental Copy.

(84) *Sludge Digestion Tanks : 2 Nos.*—The two digestion tanks each of 1,60,000 C.ft. capacity, functioned satisfactorily during the current year. The tanks digested, each day 100,000 gallons of thick raw sludge and converted it into an innoccuous mass which could then be dried on open sludge drying beds without causing any smell and fly nuisance. The digestion tanks produced sludge gas and digested sludge mannure as by-product.

(85) (*a*) (*i*) *Sludge Gas Generation.*—The two digestion tanks generated 62,170,600 Cu. ft. sludge gas. The daily average gas generation was 1,70,300 Cu. ft. as against average of 1,64,467 Cu. ft. gas generated during 1950-61. The sludge gas generated per million gallons of sewage treated amounted to 10,050 C.ft. The highest and the lowest gas generation per day during the yer was 2,19,500 C.ft. and 64,400 C.ft. respectively as against 2,20,100 C.ft. and 66,200 C.ft. recorded during 1960-61.

(*ii*) *Sludge Gas Utilisation.*—Appendix F-3* gives the statement of gas generation and utilisation as gaseous fuel for domestic and industrial purposes. The revenue realised by sale of gas during the current year amounted to Rs. 2,05,638 as against Rs. 1,93,868 realised during 1960-61, showing an increase of Rs. 11,770.

(*b*) *Digested Sludge Manure.*—During the current year, the total revenue realised by the sale of digested sludge manure amounted to Rs. 6,907.

(86) *Laboratory.*—The problem of removal of H2S from sludge gas or prevention of evolution of H2S during digestion process still remains unresolved. During the current year, laboratory experiments were carried out for washing out H2S from gas by settled sewage. It was possible to remove 80 per cent. H2S from gas by this process. A pilot plant was being erected at Dharavi Plant for further study.

Suppression of evolution of H2S during digestion is also being studied in the laboratory utilising imported as well as indigeneous chemicals. The preliminary work carried out was encouraging.

During the current year, the laboratory also analysed various samples from Dadar, Dharavi and L. G. Plant.

During the year, samples were collected and examined from sewers in the central and southern portions of the City to investigate infiltration of sea water into the sewers. Further study is required to pin down the infiltration points.

Appendix F-4* gives summarised general data for the last five years working of the plant.

(87) **Dharavi Purification Plant :**

(*a*) *Screening Unit.*—This unit worked quite satisfactorily without any major repairs thorughout the year.

(*b*) *Sewage Pumps.*—During the year under consideration all the three 5 M.G.D. pumps worked satisfactorily.

(*c*) *Detritus Tank and Elevator.*—The compressor of the Unit was overhauled during the year when some parts were replaced.

(*d*) *Primary Settlement Tank.*—This unit has given good service throughout the year without any breakdown after completion of the railing work and replacing the air lift pjumps.

(*e*) *Filters and Recirculating Pump House.*—Both the filters were overhauled during the year.

(*f*) *Final Settlement Tank.*—The tank worked well. Since the 1st week of February the overhauling work of the tank was taken up.

(*g*) *Gas Supply.*—The Gas Supply from Dharavi Purification Plant throughout the year in general was satisfactory except from May 1961 to August 1961 when the same was required to be cut off due to high percentage of H2S in Gas. The total revenue realied by the sale of gas including meter rent during the year 1961-62 was Rs. 37,839.75 The manure sold this year was 238.50 brass and the revenue was Rs. 4,650.75.

(88) *Pumping Stations.*—The sewage from the City was lifted through 12 pumping stations as given below :—

(1) Dadar, (2) Dharavi, (3) Globe Mill Passage, (4) Matunga, (5) Mahim, (6) Jacob Circle, (7) Tulsi Pipe Line Road, (8) Sion, (9) Wadala, (10) Tank Bunder, (11) Warden Road, and (12) Zakaria Bunder. Out of these 1 to 7 are major ones while the last five are minor ones. The pumping station at Zakaria Bunder was put into commission during the course of this year. Statements showing the working hours of each pump, the total of the sewage pumped and the electrical energy consumed are given in Appendix F-5.*

(89) *Compressor Stations.*—All the four compressor stations given below were in operation throughout the year:—

(1) Victoria Gardens, (2) Carrol Road, (3) Warden Road and (4) Colaba.

(90) *Ejectors.*—The following 9 ejectors functioned in the Northern part of Bombay (1) Warden Road, (2) Nepean Sea Road, (3) Setalwad Road, (4) Harvey Road, (5) Carrol Road, (6) Wylie Road, (7) Chihchpokli, (8) Church Street, and (9) Princess Dock. Out of these the first four were supplied with compressed air from Warden Road Compressor Station, the fifth from the Carrol Road Compressor Station and 6 to 9 from the Victoria Garden Compressor Station.

In the southern part of the City there are 8 ejectors. Compressed air to these ejectors is supplied from the Colaba Air Compressor Station.

(91) *General.*—(*a*) The following new works were in progress at Dharavi Purification Plant during the year:—

(*i*) Construction of New Digestion Tank and Gas Holder, etc.

(*ii*) Construction of Detritus Unit, Screens and installation of 3 Nos. of additional 10 M.G.D. pumps.

(*iii*) Roads in the compound.

(*b*) *Flood Gates at Love Grove Pumping Station and Cleaveland Bunder.*—The renewal of the Coffer dam in the third bay of the open drain channel at Love Grove Pumping Station was completed by the end of May 1961.

---

* The Appendix is printed in the Departmental Copy.

VII.—TRANSPORT BRANCH.

(92) This Branch is in charge of Executive Engineer (Transport) and is responsible for supplying Municipal vehicles to various departments and for their repairs, maintenance and upkeep except those vehicles under the control of the C. F. B., the H. E. and the Executive Engineer (V. C. T. and M. P.), who have their own arrangements for repairs and maintenance of the vehicles under their charge. Battery recharging and servicing of all the vehicles under the charge of this Branch is carried at the 2 main Workshops at Foras Road for the City and Santacruz for the Suburban and Extended Suburbs.

(93) This Branch supplied vehicles to various departments for rendering the following services expeditiously:—

(*i*) To the Head Supervisor for collection and disposal of town refuse and cesspool water. The refuse transport service is augmented by the hire of trucks from the M. S. R. T. Corporation with whom there is a yearly contract.

(*ii*) To the Superintendent of Markets for transporting meat to the City Markets from Bandra Slaughter House and also for removal of offal from the Bandra Slaughter House and City Markets.

(*iii*) To the Assessor and Collector for collection of cash and removal of destrained vehicles to Municipal godowns.

(*iv*) To Licence Department for removal of encroachment on roads an footpaths and also for removal of unauthorised projections and weather frames.

(*v*) To Asphalt Plant for transporting asphalts and road materials for repairs and maintenance of roads in Greater Bombay.

(*vi*) To E. E. Zones (North, Central and South) for ward work and also for removal of silt.

(*vii*) Supplies ambulances free of charge for taking patients suffering from infectious diseases to Arthur Road Hospital and Hearses to the general public on hire at sanctioned rates and to the poor free for taking dead bodies to their homes or cemeteries.

(*viii*) To the Chief Accountant for the collection of cash and for disbursement of pay.

(*ix*) To the Municipal Secretary for deliveries of Agenda, Proceedings, etc.

(*x*) To the Mayor, M. C., E. O. and the Chairman of the Statutory Committees for inspection.

(*xi*) To the various Commitees for inspection purposes.

City Fleet.

(94) There were 572 vehicles including one Bulldozer and 3 skid Shovels during the year under report (Appendix G-1)* as against 577 vehicles including the Buldozer and Skid Shovels of last year. The following 41 vehicles were scrapped and sold during the year:—

(1) Scammell Mechanical Horses	...	6 Nos.
(2) Fergusson Tractors	...	5 ,,
(3) Old Leylands (Tr. Drg. Refuse)	...	8 ,,
(4) Leyland, Meat Van	...	1 ,,
(5) G. M. C. Refuse	...	4 ,,
(6) Transport trucks	...	2 ,,
(7) Old Moto-cart Trailer	...	15 ,,
		41 Nos.

This disposal of the vehicles however did not reduce the total strength of the vehicles to that extent as 30 Fergusson Tractors and Trailers which were hitherto registered as one unit have been separated for regitration as per R.T.O.'s directions and 4 vehicles were transferred to City from the Suburbs and 2 new vehicles for were added to the fleet by way of replacement.

During the year 7 new vehicles were purchased as per details given in Appendix G-2* and a proposal purchase of 20 refuse vehicles, two ambulances, 2 Hearses, 2 Meat Vans was finalised.

Suburban and Extended Surbuban Fleet.

(95) The Suburbs and Extended Suburbs fleet consisted of 317 vehicles directly under the supervision of Assistant Engineer Transport (Suburbs), a detailed report for which appears in the separate Administration Report for Suburbs and Extended Suburbs.

Garaging Arrangements of the Vehicles in the City.

(96) There are 7 Garaging places in the City as follows:—

(1) Annesley Road Garage, D/Ward	
(2) E/East Stable, Agripada Garage	Refuse vehicles Garages.
(3) A/Ward Stables, Palton Road Garage	
(4) G/North Mahim Garage, Sorab Mill Lane	... Refuse vehicles Garage and Cesspools.
(5) Ambulance Garage, Arthur Road	... Ambulance, Hearses, Station Wagons, Staff cars, Delivery vans, etc.
(6) Municipal Workshop, Foras Road	... Meat Vans, Offals, Workshop trucks, etc.
(7) Worli Garage, Worli	... Transport vehicles.

Appendix G-3* gives the list of vehicles under the control of other departments.

* Appendix is printed in the Departmental Copy.

Transport Garage, Worli.

(97) There were 36 vehicles at this Garage which worked for hauling road materials from Asphalt Plant and Crushers to various places in Greater Bombay. These vehicles were also used for carrying debris and earth and other miscellaneous articles for other departments. During monsoon these lorries were diverted to H. S. for refuse removal work. The total mileages done during the year by the Transport vehicles was 1,88,000 miles, the bills for which were charged to the respective departments at the sanctioned rates.

Appendix G-4* shows the haulage rates in force.

(98) In order to have better control on the utilisation of the vehicles, M. C. passed orders to bring all the vehicles under different services under one unit for the sake of repairs and maintenance and charge them to the department using the vehicles on a fixed daily rate basis. Accordingly, steps were taken to enlarge the Suspense Account—Mechanical Transport and funds were provided for the repairs and maintenance of all the vehicles and the proposal for fixing the daily rates was put up for M. C.'s sanction.

VIII.—FACTORY SECTION.

(99) Permits for the establishment of factories within the old city limits are prepared by this Section under Section 390 of the Bombay Municipal Corporation Act. During the year under report 545 new permits were prepared, 547 temporary permits were renewed and issued through the Licence Department. 393 prosecutions were launched against the owners of the factories for running the same without permits under Section 390 and the amount of Rs. 8,184.00 had been recovered as fine.

(100) In all 239 complaints were received from the Public against nuisance from factories. They were investigated and necessary actions taken under intimations to the complainants. This Section also advised the Divisional Engineers on various proposals regarding constructions, additions and alterations of factory buildings and also the Superintendent of Licences in proposals for licensable trades and storages in the City Area.

IX.—CONSERVANCY.

Refuse Collection, Removal and Disposal.

(101) Roads, footpaths and house gullies were swept twice daily. The house gullies were periodically flushed. Roads were brushed, scraped and washed. Refuse collected was removed in travelling lorries to the place of disposal at least twice daily. Refuse taken to the Mahalaxmi Refuse Sidings was transported to Deonar daily by special Refuse trains. Dry refuse at times was sent to Dharavi Dumping Ground for filling in Low Lying land. Total collection of the refuse during the year was about 6,57,000 tons out of which 5,28,793 tons was household refuse, 98,498 tons was trade refuse and the remaining was collection from the Markets.

Provision of Dust Bins.

(102) In all 265 actions under Section 368 of the Bombay Municipal Corporation Act were taken during the period ending July 1961 for provisions of Dust bins of which 42 actions remained pending. This section was being operated by the Health Department from August 1961 onwards.

Transport.

(103) The Transport refuse fleet consisted of 190 S. T., 27 Scamell Horses, 30 Fergusson Tractors 22 Moving floors, 12 Bantam Carriers, 14 Moto Carts, 2 G. M. Cs., 12 Low-Loaders, 9 Jeeps, 3 Dodge vehicles, 29 Fergusson Trailers, 48 Devidayal Trailers, 42 Mahindra & Mahindra Trailers, and 3 Bulldozers, of which 312 vehicles were Road worthy during the year under report. As this fleet was not sufficient to cope up with the output of refuse, extra vehicles from the Maharashtra State Road transport Corporation had to be requisitioned for the removal of refuse.

(104) The Municipal Motor Vehicles worked in two shifts from 6-30 A.M. to 2-00 P.M. to 10-00 PM.. On an average 1,800 tons of refuse was daily collected and removed. Scammell Trailers replaced many dustbin sheds which were an eye-sore and even objectionable in many parts of the City.

Collection, memoval and Disposal of Night Soil.

(105) Basket Privies, Cesspools and septic tanks were attended to by the Halalkhore staff. In the City there are only 1,518 Privy seats, 280 Cesspools and 37 septic tanks. Steps are being taken to join all possible Cesspools to the drain so as to bring the number of cesspools to the minimum. Night soil from the privies and vacant places was removed regularly. 8 Cesspools carts and 6 Cesspool lorries were employed to cope up with the work of basket privies and cesspools. Public Sanitary conveniences provided at different suitable places and Public latrines, urinals and bathing places were also attended to.

Dog Licensing, Destruction and Immunization work.

(106) With a view of minimising the number of stray dogs and reducing the incidents of Hydrophobia and Rabies, the work of licensing dogs, destroying and immunization of dogs was carried out. During the year 8,686 licenses were issued and 21,045 stray dogs were destroyed. Total revenue of Rs. 44,705.50 nP. was collected on account of dog licensing work.

Anti-Rabic treatment was available at the Haffkine Institute, K. E. M. Hospital and other Government Hospitals.

Removal and Disposal of Dead Animals.

(107) Dead animals from the City were removed to Deonar, 431 big animals and 22,233 small animals were removed to the Mahalaxmi Sidings from which Rs. 7,805.50 were realised.

* Appendix is printed in the Departmental Copy

Infectious Diseases Ambulance Service and Service for the removal of Dead Bodies.

(108) Six Ambulances were maintained for removing local patients suffering from infectious diseases to Arthur Road Hospital free of charge. Three Hearses and one Dead Body van were available for removal of dead bodies to cemeteries or Homes on payment of Scheduled charges, exceptions being made in few deserving cases and Christian Paupers. During the year 6,666 bodies were removed on payment and the Ambulances were used to removed 16,187 patients to the Infectious Diseases Hospital. These services were extended beyond Bombay limits on payment of Scheduled charges.

Eradication of Nuisances.

(109) Actions were taken to eradicate nuisance caused by throwing of refuse in the streets, gullies and public places, fouling of the public roads by urinating and defecating and by chokes in gully traps. 1,152 persons were prosecuted under Section 372(e) of the Municpal Act and 1,258 were fined for violating the Provision of Section No. 115 of the Police Act.

Veterinary Service.

(110) The Veterinary Section of this Branch was in charge of all the Municipal Bullock Stables. Two Hospitals—one for Municipal Bullocks at Kamathipura and the other for infectious diseases of animals at Mahalaxmi Sidings. Animals from private owners were also admitted in these Hospitals on payment of fixed fees.

(111) Private Stables were visited for detecting infection of Rinderpest. Milch Cattle arriving in the City were immunized against Rinderpest. The total number of animals immunized was 27,969 (27,088-Andheri Railway tation and Bandra Yard and 881 in btables in the City and Suburbs). 64 cases of Rinder pest were detected during the year.

Conservancy and Special Halalkhore Service.

(112) These services were rendered to Circusses, Exhibitions, Amusement Parks, Big Concerns Industrial Establishments, etc., on payment of scheduled charges and an amount of Rs. 1,53,888.66 was collected on this account. Besides this, a sum of Rs. 81,685 was received from the Government for the services rendered for cleansing Government Foreshores.

Sweepers' Chawls.

(113) The Labour Chawls in charge of Conservancy Branch were regularly inspected and prompt action taken for rectifying sanitary as also structural defects noticed.

Co-operative Credit Societies for the Labour Staff.

(114) There are in all 12 Co-operative Credit Societies with an aggregate membership of 5,120 members for the benefit of the Labour employees of this Branch. The share capital subscribed is Rs. 23,45,513.76 The working of the Co-operative Credit Societies is satisfactory.

(115) *Removal and Disposal of Town Refuse at Deonar.*—As Deonar Reclamation site is spacious enough to last for more than 60 years for refuse disposal operations, major portion of city refuse was sent there for disposal. The refuse was brought from Mahalaxmi siding to Deonar site by running two trains daily each consisting an average of 30 wagons having 950 C.ft. capacity.

The details of refuse wagons brought to Deonar for disposal are as follows:—

Particulars.	The year 1961-62.	The year 1960-61.
(1) No. of refuse wagons received at Deonar	21,206 Nos.	22,847 Nos.
(2) Quantity of refuse at 950 C.ft. per wagon	2,01,17,220 C.ft.	21,70,4,650 C.ft.
(3) Cost of haulage from Mahalaxmi siding to Deonar by rail...	Rs. 1,94,539.01	Rs. 2,00,786.58
(4) Cost of unloading the refuse	Rs. 3,27,551.00	Rs. 3 64,863.04.
(5) Cost per 100 C.ft.	Rs 2.60.	Rs. 2.61.

(116) The position of rolling stock of Municipal wagons was as under:—

Description.	No. of wagons.
Refuse wagons in running condition ...	61
Silt wagons in running condition ...	2
Brake vans in running condition ...	4
Sick wagons ...	31
Total ...	98

As the number of these wagons was insufficient to deal with the huge quantity of city refuse, wagons were taken on hire from the Western Railway at Rs. 4.50 nP. per wagon per day. The number of wagon-days during the year was 17,840 and the total hire charges amounted to Rs. 80,280.00.

(117) The cost of maintenance of sidings at Mahalaxmi and Chembur was Rs. 23,661.16. The cost of repairs and maintenance of Municipal wagons amounted to Rs. 72,430.80.

(118) The length of the main line and loop sidings at Deonar was 6,700 running feet. The length of the temporary sidings varied from time to time.

(119) No additional land was reclaimed during the year. Only depressions caused due to rain and fire in the reclaimed land were filled in. The total income derived from various sundries, *e.g.* sale of rights of fishing, cultivation, etc, amounted to Rs. 67,232.00.

(120) There were 4 incidents of fire at Katchra sidings at Deonar during the year. There were also 6 incidents of derailment of wagons. The total damage caused to the sleepers, chairs, etc., on account of these incidents amounted to Rs. 1,527.00.

The unloading contractors tried mechanical means for unloading refuse wagons which was found successful.

The amenities to staff, *e.g.* Primary Education, Maternity Ward, Welfare Centre, etc., provided in the Municipal Labour Camp at Chembur were continued as before.

X.—DEVELOPMENT PLAN BRANCH.

(121) At the close of the year under review, the surveys in respect of Hospitals, Dispensaries, Primary Schools, Markets Parks and Play Grounds in Greater Bombay were completed. Draft reports on (1) Markets (2) Schools were prepared. Reports on Hospitals and Dispensaries, Parks and Gardens were in hand.

During the year under review, tenements Surveys wer e carried out in regard to sites tentatively reserved in the City in the Development Plan. With a view to assess the extent and nature of encumbrances that would be involved in clearing all sites.

The work of computing the existing users as per surveys carried out was done with a view to determine the adequacy or otherwise of the provisions as tentatively made under the Development Plan.

Development Plans.

(122) Tentative Development Plans for the following wards were prepared:—

(*a*) R (West), P (West) and K (North)—Ward Nos. 38 (Part), 42 and 43 (Part), Kandivli, Malad, Goregaon, Jogeshwari between Poisar Nalla and oshivra Powai proposed road, west of the Western Railway upto Manori Creek.

(*b*) K (North), P (West) and R (West)—Ward Nos. 39, 42 and 43. Madh, Marve, Gorai and Manori Islands.

(123) The tentative Development Plans for the following areas were displayed for public Inspections:

(1) L (South), N (South), M (North—Ward No. 39 (Part), 40 (Part), 41 (Part) Kurla upto Junction of Mahul Ghatkopar Road and Bombay Agra Road including portion of Chembur to the West of the Eastern Express Highway.

(2) K (North)—Ward No. 38 (Part), Andheri (West), Vile Parle, Juhu from Juhu Road to South of Oshivra Powai Road West of the Western Railway upto the sea.

(3) R (South) and P (East) Ward No. 42 and 43 (Part)—Kandivli, Malad, Goregaon, Jogeshwari upto Oshivra Powai Road and East of the Western Railway Lines.

(4) M Ward No. 40—Chembur, Ghatla, Borla, Govndi, Mankhurd, Trombay, Mahul.

(5) L (North), N (South)—Wards Nos. 41 and 39 Vikhroli, Ghatkopar, Kurla Powai area between Bombay Agra Road and the Vehar Kurla Road South of Ohsivra Powai Road.

(6) K (North and South), L (North)—Wards Nos. 37, 38, 39—Andheri (East), Vile Parle (East) to East of Western Railway Lines and West of Vihar Saki Kurla Road.

(7) R (West), P (West) and K (North)—Wards Nos. 38 (Part), 42 and 43 (Part)—Kandivli, Malnd Goregaon, Jogeshwari between Poisar Nalla and Oshivra Powai Road, West of the Westera Railway upto Manori Creek.

(8) K (North), P (West), R (West) Wards Nos. 39, 42 and 43—Madh, Marve, Gorai and Manor Islands.

The suggestions and objections received from the public were being scrutinised and would be taken into account at the time of finalisation of Development Plans to be submitted to Corporation.

Advisory Committees.

(124) Two Advisory Committees formed, continued to render their valuable assistance in the preparation of the Development Plan. Advisory Committee presided over by the Municipal Commissioner held two meetings and the Advisory Committee presided over by the City Engineer held 11 meetings during the year.

Development Control Rules.

(125) The revision of the Development Control Rules was under consideration.

(126) During the year under report, the 'D' Ward Development Plan had been finalised and submitted to the Corporation, together with a detailed report on the principles and standards adopted while proposing reservations for civic amenities and in zoning.

(127) A report was also submitted in regard to the considerations in which different floor space indices came to be fixed for different parts of the City. The Corporation under their Resolution No. 834, dated the 11th December 1961 had appointed a Special Committee to consider the plan. On receipt of the directions of the Corporation on the several issues raised in connection with the Development Plan, the work of finalisation of the Development Plans for the remaining wards would be taken in hand.

XI.—TOWN PLANNING SCHEMES.

Town Planning Scheme for the Bombay City No. I (Mandvi and Elphinstone Estate).

(128) Government sanctioned the final scheme under their Resolution No. T.P.B./19054/M of 4-9-1957 (L.S.G. and P.H.D.). The Government have expressed their inability to amend the relevant Act, so as to protect the tenancy rights of the tenants likely to be affected (Government letter No. TPA/1059/13551-M of 15-5-1961). The work of enforcement of the Scheme has been held in abeyance, pending finalisation of measures to indicate alteranative accommodation to the tenants likely to be affected.

(129) Contributions amounting to Rs. 5,70,371.61 were collected from the plot owners during the year under reference and total expenditure booked for the Scheme work is Rs. 21,29,568.55.

Town Planning Scheme Bombay City No. II (Mahim Area).

(130) This Scheme has come into force from 1-12-1959 and the work of its implementation was in progress. The work of construction of some of the roads, Storm water drains and sewers was taken in hand but the progress is held up due to the structures falling within the propsed roads.

Town Planning Scheme Bombay City No. III (Mahim Area).

(131) The Scheme has come into force from 1-3-1961 and the work of its implementation is in progress. The construction of 1/2 the width of Tulsi Pipe Line Road from Lady Hardinge Road to Mori Road and the work of providing storm water drains in Mogul Lane was in progress.

Town Planning Scheme Bombay City No. IV (Mahim Area).

(132) The Arbitrator appointed by the State Government had declared his Award on 24-2-1962 and Government has appointed Shri J. R. Vimadalal, City Civil Jugde as a President, Board of Appeal. The work of Board of Appeal will be started in due course.

(133) *General.*—The total number of commencement certificates issued during the year 1961-62 is 97 and the total number of commencement certificates issued upto 31-3-1962 is 1,055. The total expenditure incurred in connection with the preliminary works of Town Planning Schemes Bombay City No. II, III and IV(Mahim Area) from the commencement upto the end of the year under report comes to Rs. 16,30,014.49 The expenditure incurred during the year under report works out to Rs. 6,32,916.37.

APPENDIX No. B-4.

1.—Statement showing the Municipal Tenements and Shops constructed for different purposes during the year 1961-62.

Category.	Site.	No. of Tenements. Tenements	Shops	Total for each category Tenements	Shops
(1) For House Collapse Victims.	Horse Shoe Valley, Ghatkopar.	300	...		
(2) Do. ...	Do. ...	208	...	580	...
(3) Do. ...	Vikhroli ...	72	...		
(4) Rehabilitation of occupants of acquired properties.	Sewri-Wadala ...	224	19	224	19
(5) Slum Clearance ...	Water Street, Byculla ...	112	...		
(6) Do. ...	Haines Road, Patra Chawls	80	...		
(7) Do. ...	Tulsiwadi, Body Guard Lines	...	15		
(8) Do. ...	Foras Road ...	42	13	1,142	28
(9) Do. ...	Rawli Hill ...	288	...		
(10) Do. ...	Sion Village ...	80	...		
(11) Do. ...	Vikhroli ...	396	...		
(12) Do. ...	Body Guard Lines ...	96	...		
(13) Do. ...	Do. ...	48	...		
(14) Municipal Staff (Hospital);	R. P. T. B. Hospital ...	32	...		
(15) General Staff ...	Veterinary Dispensary Khar.	60	...		
(16) Municipal Labour Staff ...	Mahalaxmi (Nair Hospital)...	48	...		
(17) General Staff ...	Worli ...	112	...	314	...
(18) Fire Brigade Staff ...	Byculla ...	38	...		
(19) Municipal General Staff ...	Maratha Hospital ...	24	...		
		Total	...	2,260	47

APPENDIX No. B-5.

Statement showing the Municipal Tenements and Shops under construction for different purposes during the year 1961-62.

Category.	Site.	No. of Tenements. Tenements	Shops	Total for each category Tenements	Shops.
(1) For House Collapse Victims etc.	Vikhroli ...	592	...		
(2) Do. ...	Horse Shoe Valley, Ghatkopar.	696	...	2,288	15
(3) Do. ...	Ghatkopar ...	...	15		
(4) Do. ...	Deonar ...	1,000	...		
(5) Rehabilitation of occupants in acquired properties	Sewri-Cross Road ...	80	...	80	...
(6) Slum Clearance ...	Vikhroli ...	348	...		
(7) Do. ...	Chembur ...	108	...		
(8) Do. ...	Chembur ...	84	...		
(9) Do. ...	Kherwadi (Bandra) ...	272	...		
(10) Do. ...	Hasanabad Lane, Khar ...	60	...		
(11) Do. ...	Haines Road, Patra Chawl ...	96	...	1,200	...
(12) Do. ...	Kamathipura ...	40	...		
(13) Do. ...	Water Street, Byculla ...	32	...		
(14) Do. ...	Dharavi ...	160	...		
			Total ...	3,568	15

APPENDIX No. D-1.

Statement showing the details of sewers and drains cleaned.

	Mileage during last year.	Increase in mileage during year.	Total	Total mileage cleaned during year.	Silt removed Tons.
1	2	3	4	5	6
(1) Pipe Sewers ...	236.29	2,41	238.70	144.57	5898.06
(2) Ovoid Sewers ...	22.85	0.70	23.55	*	*
(3) S. W. Drains ...	219.96	1.88	221.85	16.24	2781.61

Note.—The figures in the corresponding statement for the length of pipe sewers, ovoid sewers and storm water drains appearing in the Administrative report for 1960-61 were found to be incorrect and the same have been corrected and brought up to date under Col. No. (2) above.

* Since the introduction of Special Branch of Desilting of Main Sewers about the middle of the previous year, the figures of cleaning of Ovoid Sewers are embodied in Statement in Appendix D-7 of "Desilting of Main Sewers".

APPENDIX No. E-1

Statement showing the comparative quinquenial figures of building proposals received during the period from 1961 to 1962.

Year.	Under Section 337	Under Section 342	Total No. of buildings death with.	Total No. of applications
1957-58 ...	922	1221	2143	5069
1958-59 ...	894	1167	2094	5371
1959-60 ...	762	1099	1904	4919
1960-61 ...	575	812	1473	1387
1961-62 ...	732	1011	1915	1620

EXECUTIVE ENGINEER ESTATES & LAND MANAGEMENT DEPARTMENT.

Shri S. M. Postwala, B.E., A.M.Inst.C.E. (Lond.), A.M.I.E. (India), was in charge of this Department during the year under report.

I.—ACQUISITION OF LANDS.

(A) Improvement Trust Section.

1. Scheme 52, Worli Village. There was no progress in respect of these cases during the year under report.

(B) MUNICIPAL SECTION.

(Within City Limits).

Cases of acquisition of lands in which progress was made (Figures in brackets at the end of an item indicate the estimated liability).

1. *Landsoccupied by Milch Cattle Stables in the City of Bombay for Public Municipal purposes.*—In respect of some cases, parties had gone in reference to High Court under Section 18 of the Land Acquisition Act. All the cases excepting 3 were disposed off by the High Court.

2. *Acquisition of lands for extension of B. Y. L. Nair Hospital and T. N. M. Collegem*—In respect of .S. Nos. 1/1884, 2 to 6/1884, 1887, 1 to 8/1887 of Byculla Division, the acquisition proceedings were under progress before the Special Land Acquisition Officer.

3. *C.S. Nos. 118 (part), 1/118 (part, 2 to 4118 of Parel Sewri Division for School and Housing.*—Enquiries under Section 5A were copleted and Notification under Section 6 was being awaited. (Rs. 2,94 308)

4. *About 45 properties in the City where buildings have collapsed are under acquisition for various municipal purposes.*—Hearing of objections under Section 5A of the Land Acquisition Act was completed in most of the cases and Notification under Section 6 was being awaited. In respect of C.S. Nos. 3299, 3300, 3443 and 3444 2517 to 2519 of Bhuleshwar Division-awards were declared by the Special Land Acquisition Officer for Rs. 1,15,916.10 nP. which was paid to him and possession taken over. In some cases acquisition proceedings were in progress.

5. *Property known as Mumbadevi Tank for Recreation Ground and other Municipal purposes.*—Acquisition proceedings before the Land Acqisition Officer were completed and award was declared. The tenants however, had brought an injunction against the Special Land Acquisition Officer in High Court. The Injunction, was dissolved by the High Court and fresh award of the Special Land Acquisition Officer was being awaited.

6. *Properties on the fringe of Mumbadevi Tank C.S. Nos. 1538, 1637, 1/1637, 1636, 1640 (part), 1595 of Bhuleshwar Division.*—Notification under Section 4 was issued and inquiries under Section 5 A were completed Final Notification under Section 6 was being awaited. (Rs. 14,67,294).

7. *Plot No. 307C of Dadar Matunga Estate for a Market.*—The Special Land Acquisiion Officer declared his award for Rs. 86,831.25 nP. which was paid to him and possession taken over.

8. *C.S. Nos. 1/134 and 1A/134 of Colaba Division for Maternity Home.*—The site was notified under Section 4 of the Land Acquisition Act and during the enquiries under Section 5A before the Deputy Collector two Co-operative Housing requested that the land should be given to them. Corpraotion agreed to that and withdrew from acquisition major portion of the land and decided to acquire the adjoining land. Government was taking necessary action to notify the modified proposal.

9. *Land at Todbunder Colaba for Sewage Purification Works.*—The Deed of Transfer was completed and negotiations regarding rent to be charged were also completed.

10. *C.S. Nos. 780 and 781 of Mandvi Division for a School.* The Special Land Acqusition Officer declared his award for Rs. 1,40 424.32 nP. which was paid to him and possession taken over.

11. *C.S. Nos. 733 and 2/733 of Mahim Division for Munic pal Purposes.*—Notification under Section 4 was issued and enquiries under Section 5A were in progress before the Deputy Collector of Bombay. (Rs. 63,245)

12. *C.S. No. 1975 of Bhuleshwar Division for a Parking lot.*—Enquiry under Section 5A was completed and final notification under Section 6 was issued. Proceedings were in progress before the Special Land Acquisition Officer. (Rs. 1,66,570).

13. *Property bearing C.S. No. 8 (part) 1/13 of Daadr Naigaum Division for Housing, School Ward Offices etc.*—Secretary Mill Owners Association wanted the site to be released for a stadium for Textile workers and had offered in the alternative a site in the vicinity. Negotiations were in progress.

14. *C.S. No. 514 of Colaba Division for a Market.*—Objections under Section 5A were heard by the Deputy Collector and notification under Section 6 was issued. Proceedings were in progress before the Special Land Acquisition Officer. (Rs. 88,700).

15. *C.S. No. 374 of Mazagaon Division at Love Lane for School.*—Hearing of jobections under Section 5A were completed but Government decided to drop this acquisition.

16. *C.S. No. 1312 of Mandvi Division at Memonwada Road for School.*—Objections under Section 5A were completed. Notification under Section 6 was being awaited. (Rs. 18,798).

17. *C.S. No. 1634 of Girgaum Division at Kennedy Bridge for Road widening.*—After hearing claims of various parties the Special Land Acquisit on Officer declared his award for Rs. 83,720 which was paid to him and possession taken over.

18. *C.S. Nos. 138A and 138B of Parel Sewri Division for extension of K. E. M. Hospital and housing of essential staff.*—Amount of Rs. 2,81,804 was paid to the claimants as per the award of Land Acquisition Officer and possession of the Property taken over.

19. *C.S. No. 1108 of Girgaum Division at Khetwadi Back Road for School.*—During the enquiries under Section 5A of the Land Acquisition Act some of the tenants suggested an alternative site and the Deputy Collector approved the same. The modified proposal was put up to the Corporation and their approval was being awaited.

20. *C.S. No. 1309 of Mandvi Division at Memonwada Road for a School.*—Objections under Section 5A were completed, and final notification under Section 6 was being awaited. (Rs. 26,987).

21. *C.S. No. 1285 (part) of Fort Division for a school.*—Persons interested in the property had suggested to release the property from acqisition but Corporation disapproved the proposal and award of the Special Land Acquisition Officer was being awaited. (Rs. 1,67,630).

22. *Proposed exchange of Municipal land with Government land at Katrak Road leaseed to Acworth Leper Home.*—Possession of the land to be exchanged was taken over and handed over. Government was preparing the Deed of Exchange.

23. *C.S. No. 1125 of Mahim Division for Housing.*—Dispute over area was settled, Deed of Conveyance executed and possession of the property taken over.

24. *Land with in Housing Board's Colony at Parel Tank Road for a School.*—The lease was under pre paration by the Solicitors to the Maharashtra Housing Board.

25. *C.S. No. 1359 of Fort Division for a School.*—The Special Land Acquisition Officer declared his award for Rs. 2,13,659.05 which was paid to him and possession taken over.

26. *C.S. No. 124 (part) of Parel Sewri Division for an Industrial Estate.*—Enquiries under Section 5A were completed and Notification under Section 6 was issued. Proceedings before the Land Acquisition Office has started. (Rs. 2,15,127)

27. *C.S. No. 1/318 of Bhulewhsar Division at Wellngton Street-for a dispensary.*—Notification under Section 6 was issued and proceedings before the land Acquisition Officer were in progress. (Rs. 50,030).

28 *C.S. No. 370 of Mazagaon Division for a Market.*—Notification under Section 6 was issued and after hearing of claims the Special Land Acquisition Officer declared his award for Rs. 3,35,152 which was paid to him and possession taken over.

29. *Exchange of land at Katrak Road, Wadala with a Central Excise Department.*—Alternative Accom modation to the tenants in the land to be handed over to the Central Excise Department was given and the exchange of land completed.

30. *Land at Napean Sea Road for a sewage pumping station.*—Notification under Section 6 was issued and after hearing of the claim Special Land Acquisition Officer declared his award for Rs. 64 767 which was paid to him and possession taken over.

31. *C.S. No. 173A/74 of Parel Sewri Division for Extension of K. E. M. Hospital.*—Deed of Conveyance was nearing completion. (Rs. 1,33,558).

32. *C.S. No. 158 and 159 of Bycula Division at Kamathipura 8th Lane for Extension of Market.*—The Special Land Acquisition Officer declared his award for Rs. 17,094.58 nP. which was paid to him and possession taken over.

33. *C.S. Nos. 3349 to 3351 of Bhuleshwar Division for a School.*—Notification under Section 6 was issued and proceedings before the Land Acquisition Officer were nearing completion. (Rs. 44,110).

34. *C.S. Nos. 1A/1762 and 1/1762 of Bycula Division for a Garden.*—Notification under Section 6 was issued and proceedings under Section 9 and 10 were completed and the award was being awaited. (Rs. 82,089).

35. *C.S. Nos. 1143 and 1144 of Mandvi Division for a School.*—Notification under Section 6 was issued and proceedings under Sections 9 and 10 were completed and award was being awaited. (Rs. 1,10,320).

36. *C.S. Nos. 2/175 (part) and 175 (part) of Lower Parel Division for a Garden.*—Notification under Section 6 was issued and proceedings under Section 9 and 10 were in progress. (Rs. 2,06,355).

37. *C.S. No. 332 of Parel Sewri Division for extension of Market.*—Notification under Section 6 was issued and proceedings under Sections 9 and 10 were in pgoress. (Rs. 21,130).

38. *C.S. Nos. 1325 (part) and 1/1326 of Lower Parel Division* at Bhawani Shankar Road for Housing.—Notification under Section 4 was issued and enquiries under Section 5A were in progress. (Rs. 1,43,534).

39. *Acquisition of C.S. No. 12 of Mahim Division Opposite Worli Hindu Cemetery No. 74 for an Industrial Estate.*—Notification under Section 4 was issued again and enquiry under Section 5A wes in progress. (Rs. 3,71,298).

40. *C.S. Nos. 1638, 1637, 1/1637, 1636, 1635, 1640 (part) 1594 and 1595 of Bhu'shwar Division for a school, garden etc.*—Notification under Section 4 was issued and enquiries under Section 5A were completed (Rs. 14,67,294).

41. *C.S. Nos. 1504 and 10/1504 of Fort Division at Sabu Sidique Road for Transport Depot and Dispensary.*—During the enquiries under Section 5A, Central Government objected to the acquisition as they wanted the land for their own purpose. Hence State Government dropped the proposal.

42. *C.S. No. 1311 of Mandvi Division for a School*—Objection under 5A were completed and notification under Section 6 was being awaited . (Rs. 35,570/.)

43. *C.S. No. 1309 of Lower Parel Division at Bhavani Shankar Road for Housing.*—Notification under Section 4 was issued and hearing of objection under Section 5A was completed. (Rs. 1,47,288).

44. *C.S. Nos. 1111, 1090 to 1094 of Mandvi Division at Zakeria Masjid Street and Dontad Street for School.*—Hearing of objections under Section 5A was completed and Notification under Section 6 was issued (Rs. 2,18,180).

45. *C.S. No. 1977 of Bhuleshwar Division for a garden at Naviwadi.*—Notification under Section 6 was issued and proceedings before the Special Land Acquisition Officer were in progress. (Rs. 55,904).

46. *C.S. No. 1/1298, 1299 and 1300 at Shaikh Budan Kamruddin Street and C.S. Nos. 1269 to 1272 at Temkar Street all of Byculla Division.*—Notification under Section 6 was issued and proceedings before the Special Land Acquisition Officer had started. (Rs. 86,115).

47. *Land under C.S. No. 2 to 5/292 and 10 to 15/292, 293 etc. of Matunga Division at Antop Hill for housing.*—Since the same site was also required by Housing Board, Municipality agreed to withdraw, on the condition that after acquiring the lands Housing Board will transfer five acres of land for Municipal Corporation. This was agreed upon.

48. *C.S. No. 506 (part) of Dadar Naigaum Division for housing.*—After obtaining sanction of the Corporation, Government was requested to acquire the Land. Notification under Section 4 was issued (Rs. 14,780).

49. *C.S. No. 1031 of Lower Parel Division at Dr. Annie Besant Road for an Industr al Estate.*—Ojbections under Section 5A were completed and Notification under Section 6 was being awaited. (Rs. 15,53,530).

50. *C.S. Nos. 3982 and 83 of Bhuleshwar Division at Bhandari Street for a Road connecting Bhandari Street and Bhandarwada Road.*—Notification under Section 4 was issued and after hearing of objections, Government decided to drop the proposal as it was thought that the Road was not necessary.

51. *C.S. No. 756 (part) of Mazagaon Division at Ghorapdeo Road and Chinchpokli Cross Lane.* —Notification under Section 4 was issued and after completion of enquiries under Section 5A the land was finally notified under Section 6 (Rs. 2,61,050).

52. *C.S. No. 79 of Parel Sewri Division near Old Kumbhar Chawl for Children's Garden.*—Sanction of the Corporation was ob ained and the land was notified under Section 4 of the Land Acquisition Act. After completion of enquiries under Section 5A Government was taking necessary action for issue of the finalt notification. (Rs. 63,597).

53. *C.S. No. 174 of Malabar Hill Division at Dongersey Road for a school...*—In view of the objections an alternative proposal was being considered.

54. *Plot No. 1 South, Scheme 57, Sewri Wadala Estate at Jerbai Wadia Road for Housing*—Later on the Corporation decided to drop the proposal and Government was informed accordingly.

55. *C.S. No. 302 of Bhuleshwar Division at Wellington Street for a Municipal Dispesnary.*—Enquiries under Section 5A were completed and notification under Section 6 was issued. Proceedings before the Special Land Acquisition Officer were in progress. (Rs. 19,235).

56. *C.S. No. 108 (part) 2/108 (part) of Parel Sewri Division for a school.*—Negociations were in progres with Mint Authorities for taking over the land. (Rs. 54,265).

57. *C.S. No. 2017 (part) of Byculla Division at Clerk Road for access to properties required for housing and known as Rasul Jiwa Compound*—Deed of Conveyance was under Preparation. (Rs. 7,896).

58. *C.S. No. 882 (part) of Lower Parel Division at Elphinstone Road for Municipal School and Playground* —Notification under Section 4 was issued and enquiries under Section 5A were completed. (Rs. 2,00,100).

59. *C.S. No. 426 of Parel Sewri Division at Parel Tank Road known as Marwari Wadi for school, playground, road and housing.*—Notification under Section 4 was issued and enquiries under Section 5A had started. (Rs. 4,59,647).

60. *Water Courses in the City.*—Government was taking necessary action for preparation of lease.

61. *C.S. No. 4316 to 4318 and 4321 of Bhuleshwar Division at 2nd Cooper Street for a school.*—Notification under Section 4 was issued and enquiries under Sectoin 5A were completed. (Rs. 85,958).

62. *C.S. No. 331 of Parel Sewri Division at Parel Village for extension of Market.*—Corporation approved the proposal and Government on being requested notified the site under Section 4 and thereafter under Section 6 and proceedings before the Special Land Acquisition Officer were in progress (Rs. 48,100)

63. *Site at Palton Road for providing exit to Fish Lorries for proposed Fish Market.*—Corporation had approved the proposal and Government was requested to notify the land. It was notified under Section 4 but after hearing of objections Government dropped the proposal as it was found unnecessary.

64. *Site at Parel Village Road in C.S. Nos. 251, 252, 253 of Parel Sewri Division for a school*—Corporation approved the proposal and Government was requested to acquire the site. It was notified under Section 4 Rs. 42,576).

65. *Site at Samuel Street in C.S. Nos. 999 to 1001, 1003, 1006 (part) and 1010 of Mandvi Division for a school.*—Corporation approved the proposal and Government was requested to acquire the site. It was notified under Section 4. (Rs. 4,26,559).

66. *Site at Ghorapdeo for Goods Booths Teminal.*—The proposal was dropped due to its heavy cost.

In the following cases approval of the Corporation was obtained and Government was requested to acquire the land '—

67. Site at Bapty Road for School. (Rs. 1,78,900).

68. Site at Thakurdwar Road for School (Rs. 3,50,100).

69. Site at Dr. Babasaheb Ambedkar Road, near Byculla Goods yard for schoo, playground and maternity home. (Rs. 4,58,563).

70. Site at Marine Lines for an under pass in connection with over bridge a t Princess Street (Rs. 70,615.)

In the following cases approval of Corporation was being awaited ;—

71. Site for a school at Atmaram Merchant Road. (Rs. 3,42,250).

72. Site for a dispensary at Banaganga Tank (Rs. 99,146).

73. Site for a school at Dr. Babasaheb Ambedkar Road Opposite Byculla Goods yard. (Rs. 2,16,019).

74. Site for a school at Warden Road near Mahalaxmi Temple. (Rs. 81,103).

75. Site for a school at Topiwalla Lane Off. Lamington Road. (Rs. 7,31,518).

76. Site for a school at DeLisle Road near Lower Parel Station. (Rs. 95,728).

77. Site for a school at Khetwadi 10th Lane. (Rs. 3,14,317).

C.—SUBURBAN SECTION.

Cases in which conveyances were completed.

1. Land at Eksar (Pahadi) Goregaon East, S. Nos. 129(1), 130, 131 to 136, Cama's Land for Industrial Estate. (Rs. 9,25,453).

2. Land at S. Nos. 19 to 22 South of Mahatma Gandhi Road, Goregaon for Housing at Village Pahadi Bhatt's Land. (Rs. 4,28,480).

3. Land at Gazdhar Park Scheme (Kandivli for Market bearing Plot No. 21 and 22. (Harckchand Amulakh). (Rs. 25,000).

4. Land at Dahisar for School and Park (Madgaonkar's Land). (Rs. 31,817).

5. Plot at Liberty Garden Housing Society at Malad (West) (Maladwalla's Land). (Rs. 5,34,520).

6. Land at Ghodbunder Road, Borivli West bearing Plot No. 6A, T.P.S. No. 1, Borivli (Madgaonkar's Land). (Rs. 3,80,200).

7. Land at S. No. 345A owned by Shri P. G. Patil for construction of Ram Ratan Road at Mulund.

8. Land at Anik (Chembur) Narelwalla's Land for Housing. (Rs. 16,42,005).

9. Plot at Jogeshwari Co-operative Housing Society (East) for School and Garden (lease at a Nominal rent of Re. 1 per annum).

Cases in which conveyances are not completed.

10. Land at Akurli (East) Kandivli for school.

11. Land at Goregaon (East) for school. Samant, Bhatt and Desai's Plot. (Donated land).

12. Land at Kandivli (Poisar) for Housing, Powell's land S. No. 164A and 164C. (Rs. 2,34,135).

13. Land at Chinchavali, Malad, East for Housing Fardoomji Irani's Land. (Rs. 2,84,868).

14. Land at Dahisar bearing S. No. 271, 272 and 273 and 281 (part) for Market and School.

15. Land at Poisar Kandivali (Sindh Hindu Co-operative Housing Society) bearing S. No. 44 and 45 of Poisar and 126, 128 and 129 of Village Kandivali.

16. Land at Koldongri (East) for a Municipal School and Dispensary.

17. Land at S. No. 47, Hissa No. 1 Part and 2 Part of Mogra, for a school at Andheri.

18. Plot for Garden at Gazdhar Street, Santacruz (East).

19. Plot at the junction of Andheri Kurla Road and Teligalli at Andheri East.

20. Thanawalla's property at Mankhurd. (Rs. 18,104).
21. Plot in Township Colony, Chembur (lease under execution).
22. Land at S. No. 419—Sion Trombay Road, Chembur.
23. Access land belonging to Shri Narielwalla and admeasuring 4,872 Sq. Yds.
24. Public Sanitary Conveniences Sites at Govanpada S. No. 90 and 93 of Village Mahul.
25. A part of land at Borla Govandi for Municipal Housing (Shri Laxman Pandu Patil's land).

Cases wherein the Lands have been Notified under Section 6 of the Land Acquisition Act.

26. Land at Malad for Harijan Quarters and Night Soil Depot.
27. Plot of land at Poisar, Kandivli for Fire Brigade Station.
28. Land a Borivli bearing Plot No. 17 part of T.P.S. No. 1 (Wagle's Plot).
29. Land at Kandivli for Cremation Ground.
30. Plot of Land bearing Nos. 1119,1120, 1121 and 1122 at Mulund (East) for Municipal Office Building.
31. Plots for Fire Brigade Station at Mulund along Bombay Agra Road, (Plot Nos. 1142 and 1143).
32. Land at Ghatkopar (West) along Bombay Agra Road for Public Park.
33. Land in S. No. 47, at Marol.
34. Land in S. No. 19/1, 20/1, 21A/1 and 40/2, Extension at Andheri Market.
35. Land Extension of Dawood bag Raod and School at Andheri.
36. Land at Vile Parle (West) for Municipal Market.
37. Land at Deonar, Govandi and the Chembur for Public Sanitary Conveyances.
38. Additional land for Fire Brigade Station at Chembur.
39. Land in S. No. 279-280, Takia Ward, Kurla for Municipal School.

Cases wherein Notification under Section 6 of the Land Acquisition Act is not issued.

40. Land at Malad East abutting on Circle Avenue Road for Market.
41. 7 Sites for Public Sanitary Conveniences in K Ward Andheri.
42. Land at Jogeshwari for shifting Potters from Dharavi.
43. Land at S. No. 187(3), Vile Parle West, Misquitta's Land for school.
44. Land at Vile Parle East for construction of 60 feet Road joining Mahatma Gandhi Road and C. S. T. Road.
45. Land at Andheri West for Garden.
46. S. No. 4, Hissa No. 9 and 12 at Oshivra Jogeshwari for Public Sanitary Conveyances.
47. Land at S. No. 46A/10 part Vile Parle (East) for Public Sanitary Conveniences.
48. Land at S. No. 58/2, Mogra Andheri for Public Sanitary Conveniences.
49. Land at S. No. 56/3 and 4 of Mogra Andheri for Public Sanitary Convenicnes.
50. Land at S. No. 54/3, Kevani pada (West) of Ghodbunder Road Andheri and S. No. 138/1 part and S. No. 140/17 and 18 (part) of Kole Kalyan.
51. Land at Marol at Andheri Kurla Road for Fire Brigade Head Quarters.
52. Land at Marol for Infectious Diseases Hospital.
53. Land at Turner Road, Bandra.
54. Plot at Jogeshwari for Market.
55. Land at Mankurd in NA 19, Shri Bamboot's land. (Rs. 14,595).
56. Land for 25' Chembur Ghatla Road. (Rs. 7,662).
57. Lands off 60' Ghatkopar Mahul Road for Roads and Housing. (Rs. 2,91,300).
58. Land at Borla Govandi for Squatters' Colony and Housing.

Cases wherein Notification under Section 4 of the Land Acquisition Act is issued, and no Substantial Progress has been recorded.

59. Land at Chinchvali, Malad, Date's Plot.
60. Industrial Estate at Kandivli.
61. Tank Sites at Victoria Road and Station Road Malad, for garden and Market.
62. Land bearing S. No. 282 (part) of Dahisar for dispensary.
63. Plot of land at Bhandup for Primary School and Harijan Quarters.
64. Land for Town Duty Chowky at Mulund.
65. Land at Borla Govandi bearing S. No. 34 for School.

Cases wherein Notification under Section 4 is not issued and cases forwarded to the Commissioner, Bombay Division for Acquisition Purposse.

66. Land at Poisar Kandivli bearing S. No. 86 (part) and 87 (part) for the Maternity Home and General Hospital.
67. Land at Goregaon (West) for Municipal Market and Garden.
68. Land at Madnapeshwar Road, Borivli, bearing S. No. 199 (2 and 3) Part for Staff Quarters.
69. Land near Kapoor's Factory at Ghatkopar for Market.
70. Land at Mulund (West) for the construction of Staff quarters for Smt. Aggarwal's Hospital.
71. Land at Bhattipada Road, Bhandup for Public Sanitary Conveniences.
72. Land in S. No. 240 (part), Kurla for School.
73. Sites at Kurla Khajurbhatti Washi, Maroli for Public Sanitary Conveniences.
74. Land in S. No. 292, Chunabhatti for School.
75. Land for Industrial Estate at Govandi.
76. Site at S. No. 81 Village Ward Kurla for Public Sanitary Conveniences.
77. Land at Borivli East, Plot No. 33 of T.P.S. No. 2 at First Carter Road for a school.
78. Land at Kandivali for Central Offices.
79. Plot in Gaothan Malad in S. No. 232 for Municipal Market.
80. Land at Kanheri Borivli (East) for Public Sanitary Conveniences.
81. Land at Irani Wadi, Kandivali, for School.

Proposals under consideration before the Improvements Committee and the Corporation.

82. Land at Thakurli Road Kandivli for Public Sanitary Conveniences,
83. Land at Poisar Kandivli for Public Sanitary Conveniences.
84. Land at Malad at Quarry Road, Messrs. Pen Mhatre & Co., for School.
85. Land at Ghodbunder Road, Malad for Transport Garage.
86. Exchange of lands at Goregaon.
87. Site at Mulund Plot Nos. 8, 9, 35 and 36 of Gavde Vinze Scheme for Municipal School and Play Ground.

Government Lands and Land belonging to Maharashtra Housing Board, requested to be Transferred to Bombay Municipal Corporation for various purposes.

88. Land at Malavani, Malad, bearing S. No. 263 (part) 9 (part) and 45 (part) for Public Sanitary Conveniences.
89. Land at Valnai Malad (West) for holding pond and Pumping Station.
90. Land at Vazira Village Borivli for Public Sanitary Conveniences.
91. Land at Lokmanya Tilak Road, Borivali, bearing S. No. 73 and 73A for School, Harijan Quarters etc.
92. Land at Madha Island for Dispensary, School, etc.
93. Land at Government Housing colony bearing S. No. 4 (part) for school.
94. Land at Mahashtra Housing Board's Colony at Goregaon for school (Two sites).
95. Land at Manori, for Public Sanitary Conveniences.
96. Land at Eksar Tahkur Pakhadi Borivali for Public Sanitary Conveniences.
97. Land at Eksar Naitodi, Borivli for Public Sanitary Conveniences.
98. Land at Borivali forming a part o fGaothan Area and Forest area, for Public Sanitary Conveniences.
99. Land at Gulestan Estate at Ghatkopar along Bombay Agra Road for School.
100. Land at Plot No. 260 of T.P.S. No. III of Ghatkopar for Public Library.
101. Land in S. No. 365 of Mulund for Portion of S. Lalwani Road.

102. Tank Land along S. Lalwani Road, Mulund for School.
103. Tank Land along Dr. Rajendra Prasad Road, Mulund for conservancy Staff Quarters.
104. Land at Kanjur, Bhandup for Industrial Estate.
105. Land at Ghatkopar, S. No. 236A for a Sewage Purification Works.
106. Land at Maharashtra Housing Board's Colony at Ghatkopar for School.
107. Land at Maharashtra Housing Board's Colony at Vikroli for School (Two Sites).
108. Land of Naval Department at Dockyard Colony Powai for Municipal School.
109. Land at Mulund (East) for Cemetery and Garden.
110. Land on S. No. 212A, Vile Parle for Play Ground.
111. Exchange of Land at Bandra Kherwadi Scheme S. No. 341, Bandra.
112. Plot of Land at Kherwadi Bandra S. No. 341 for School.
113. Plot No. C.T.S. No. D/54 of Danda and S. No. 3/1, Govind Patil Road for Market.
114. Land at Chembur, S. No. 14 for Purification and Road.
115. Land in S. No. 368 Chembur for Garden.
116. Land in Brahmanwada Kurla for Pumping Station.
117. Plot No. 587, S.S. III, Chembur for Road Depot.
118. Plot No. 7, SS. III, Chembur for Depot and Recreation Ground.
119. Plot of Land at Anik Village for School.
120. Plot at C. S. T. Road—Chembur near Kurla Kamgar Co-operative Society for school.
121. Land at Children Aid Society, Mankhurd for Public Sanitary Conveniences.
122. Land at township Colony Chembur for Market.
123. Plot of Land at Shell Colony, Chembur for Municipal School.
124. Land at Kurla near Mukund Iron Works for Road Depot.

Government Land and Maharashtra Housing Board Lands possession of which has been taken over.

125. Land in S. No. 363 of Mulund at Govanpada Village for Public Sanitary Conveniences. (Two Sites).
126. Land at Nahur Village, Mulund, for Public Sanitary Conveniences.
127. Land in Nanepada Village, Mulund, for Public Sanitary Conveniences.
128. Land of Maharashtra Housing Board at Kalina for Dispensary.
129. Land at Trombay S. No. 139A for Public Sanitary Conveniences.
130. Land near C.S.T. Bridge for Public Sanitary Conveniences.
131. Land at Patil Wadi, Kurla for Public Sanitary Conveniences.
132. Land at Kandivali near Dahanukar Wadi for Public Sanitary Conveniences.

D.—MUNICIPAL PROPERTIES UNDER ACQUISITION BY GOVERNMENT.

1. *Acquisition of Plot Nos. 24 and 25 (West) Sion Matunga Estate Scheme 6 for Post Office, Case L.Aq. 254.*—referenceunder section 18 of the Land Acquisition Act had not come up for hearing before the High Court.

2. *Acquisition of Plot Nos. 54 and 77 (West), Scheme 6, Sion Matunga Estate by Government for Welfare Co-operative Housing Society.*—Reference under Section 30 of the Land Acquisition Act had not come up for hearing.

3. *Acquisition of 35 plots of Scheme 58 Worli Hill Estate by Government for 2nd Milk Dairy Plant Transport Depot and Housing of staff.*—Reference under Section 18 and 30 of the Land Acquisition Act had not come up for hearing.

5. *Acquisition of 143 Plots at Scheme 52, Worli Hill Estate by Government for Offices and staff quarters.*—Joint survey of many plots was completed and notificat on under Section 6 was issued. Proceedings before the Land Acquisition Officer had also started.

7. *Acquisition of Plot No. 119 of Sion Matunga Estate (East) for Paramount Co-operative Housing Society.*—Notification under Section 6 was awaited.

8. *Acquisition of Plot Nos. 137 and 137A (West) of Sion Matunga Estate, Scheme 6 for Appnaghar Co-operative Housing Society Ltd.*—Objections under Section 5A were in progress.

9. *Plots 209 and 210 of Sion Matunga Estate.*—Government approached the Corporation for acquisition for a Co-operative Housing Society and Corporation had expressed no objection to the proposal. Notification under Section 4 was being awaited.

10. *Plot Nos. 180 and 181 of Sion Matunga Estate for Jethmal Parsaram Co-operative Housing Society.*—Notification under Section 4 of the Land Acquisition Act was being awaited.

11. *Plot Nos. 257 and 178 of Sion Matunga East Estate.*—Notification under Section 4 was being awaited.

12. *Acquisition of Plot Nos. 543 Dadar Matunga Estate for Central View Co-operative Housing Society.*—The plot was notified under Section 4 and enquiries under Section 5A were completed.

13. *Acquisition of Plot No. 468 A of Dadar Matunga Estate for Utkarsha Co-operative Housig Society*—Notification under Section 4 was issued and hearing of objections was in progress before Deputy Collector.

14. *Plot Nos. 44 and 45 of Scheme 58 Worli Hill Estate for Venus Co-operative Hous ng Society.*—In respect of Plot No. 45, award for Rs. 1,00,760 was declared by the Special Land Acquisition Officer and the said amount was paid to the Corporation and possession of the plot was taken over. As regards Plot No. 44 the same was withdrawn from acquisition and compensation amounting to Rs. 100 was paid to the Corporation under Section 48(2) of the Land Acquisition Act.

15. *Acquisition of 38 Plots of Sewri Wadala Estate for Staff Quarters of the Central Government.*—The Building tenants had made an application to the Government for appointment of an arbitrator which was done and hearing before the arbitrator was in progress.

E.—ACQUISITION FOR B. E. S. & T. UNDERTAKING.

Plot No. 7 (South) Sewri Wadala Estats Scheme 57 for B. E. S. & T. Undertaking.—Referene under Section 18 of the Land Acquisition Act had not come up for hearing before the High Court.

Plot Nos. 88 to 97 and 100 to 104 of Scheme 58 Worli Hill Estate for a Bus Depot.—Hearing of objections was completed and notification under Section 6 was being awaited.

II.—PROGRESS OF DEVELOPMENT SCHEMES.

Existing Schemes.

Scheme 56, Dharavi Estate.—Several alternative Scheme were under consideration. A revised layout has now been prepared and the same is under consideration.

Scheme 52, Worli Estate.—The work of closing open channel drain is still in progress.

Corporation's sanction to the layout of the entire project of the neighbourhood Unit area will be obtained after the scheme is completed by Government.

III.—SPECIAL ROADS SCHEMES.

(1) *Development of Gollanji Hill Estate.*—Layout for the development of the scheme is still under consideration.

(2) *Construction of a road on Tulsi Pipe Line Land between Hainss Road and Mahim Creek.*—Covering of portion of open channel drain in Tulsi Pipe Line Road between Elphinstone Road and Pithwalla Road is still in progress.

IV.—CHANGES IN LAYOUT.

There were no changes in layout in the Ex-Trust Estate.

V.—REVIEW OF THE EX-TRUST AND MUNICIPAL ESTATE.

A.—Ex-Trust Section.

There were no changes in schedule X, Y and Z lands. The changes effected in the other *Ex*-Trust estate are shown in Appendix No. 1.

Out of the total area of 1,39,36,000 square yards (about 2,879 acres) vesting in or acquired by the *Ex*-Trust as on 31st March 1962 about 37.3 per cent. remained to be developed and out of the developed area about 1,09 per cent. remained to be leased which included an area of 1,64,680 square yards reserved for Municipal purposes, *viz.*, Schools, Markets, etc.

B.—Municipal Section.

One Plot No. 11 admeasuring 700 square yards at Gollanji Hill was disposed of in the year 1961-62. The value of the land is Rs. 17,500.

The statement below indicates the progress of the disposal of the Municipal land during previous three years. The total area avaiable for disposal as on 1st April 1962 is about 12,300 sq. yards.

DISPOSAL OF MUNICIPAL LAND.

Years.	No. of Plots.	Area in sq. yds.	Cspital Value.
			Rs.
1958-59 ...	4	4,833	1,65,325
1959-60 ...	1	33.33	1,333
1960-61 ...	4	6,450	3,15,750

VI.—SLUM CLEARANCE.

1. Acquisition of land for extension of Kelewadi Bridge so as to meet Queen's Road. (*i*) C.S. Nos. 34 of Girgaum Division, the party had gone in reference to High Court under Section 18 of the Land Acquisition Act, However, the reference did not come up on board till the end of the year.

2. Scheme 76, Lohar Chawl Gully Improvements Scheme Cases Nos. L.A.Q. 113/1 to 113/36, C.S. Nos. 927, 928, 930 to 933, 940 to 942, 1117, 1124, 1126, 1127, 1129, 1130, 1137, 1138, 1139 to 1143, 1146, 1147, 1149, 1150, 1123 (part), 929 (part), 943 (part), 937, 1135 (part), 1125 (part), 1144 (part), 1548 (part) and 1156 (psrt) of Mahim Division.—In some cases, possession is not yet enforced by the Land Acquisition Officer. There was no progress during the year under review.

VII.—DISHOUSING AND REHOUSING.

It will be seen from the Appendix No. 14 that the number of tenements provided upto date in the *ex*-Trust estates including those erected by the Development Department and several mills exceeds the number of tenements demolished as shown below :—

(*a*)	Tenements provided in Trust Chawls including 3 rooms and 2 rooms tenements and cottages at Matunga. ...	11,444
(*b*)	Tenements constructed under Municipal Housing Scheme ...	325
(*c*)	Tenements provided in chawls erected by the Spring Mills, Century Mills, Kohinoor Mills, and the David Mills and in chawls erected by the Development Directorate on the *ex*-Trust estates and in the various Police accommodation Schemes. ...	18,870
(*d*)	Tenements constructed by the Housing Board in *ex*-Trust land ...	1,216
(*e*)	Tenements provided in Semi-permanent sheds erected by the *ex*-Trust ...	4,972
(*f*)	Tenements provided in the lessees buildings	43,682
	Total ...	80,509
	Less.—Tenements demolished ...	39,070
	Excess of new tenements over demolished ones ...	41,439

VIII.—NEW HOUSING SCHEMES.

(1) In addition to the tenements already constructed and mentioned in the previous year's report, the following new tenements were completed during the year under report :—

(*i*) 664 Tenements at Vikhroli.
(*ii* 144 Tenements at Wadala.
(*iii*) 160 Tenements at Wadala.
(*iv*) 224 Tenements at Wadala.
(*v*) 55 Tenements at Foras Road.
(*vi*) 288 Tenements at Rawli Camp.
(*vii*) 208 Tenements at Bane Compound.
(*viii*) 112 Tenements at Water Street.
(*ix*) 396 Tenements at Vikhroli.
(*x*) 112 Tenements at Worli.

(2) New residential accommodation made available in the houses erected by lessees during the year comprised of 406 tenements.

(3) The management of 660 Semi-permanent rooms constructed by the citizens'emrgency relief Committee on the Municipal and *Ex*-Trust land for the housing of explosion victims continued to be vested in the Municipality. The demolition value of the structures amounting to Rs. 4,43,809 payable to the City Emergency Relief Committee was paid on 30th March 1962 and formal possession of the Tenements taken over by the Corporation.

(4) *Housing for Squatters.*—The number of Squatter families residing at Mankhurd and Jogeshwari Colonies was 2,285 and 1,889 respectively as against 2322 and 1,895 in the previous year. The site at Mankhurd Colony is being required by the Government of India for Atomic Energy Commission. Steps are, therefore, being taken to provide new colony for squatters at Govandi. Rebate of 50 nP. allowed for payment before 15th of every month has been continued. Inspite of this recoveries at both the colonies continued to be far from satisfactory owing to acute unemployment among the squatters. Legal action was started in selected cases where the squatters appeared to be of some means.

The recoveries of rent at both the colonies were Rs. 15,632 and Rs. 51,103 against the demand including arrears of Rs. 7,15,183 and Rs. 2,83,123 respectively.

The recoveries of rents of the Dormitory at Palton Road effected amounted to Rs. 55,070 during the year.

IX.—DISPOSAL OF LANDS.

(1) Long Leases.

The number of plots let during the year was 10. The total area of the land thus disposed of admeasures 42,374 square yards valued at Rs. 12,30,935. The total number of plots disposed of upto the end of 1961t62 was 4,306 with an area of 60,88 677 square yards and valued at Rs. 12,79,36,862 yielding an annual rent of Rs. 44,50,023. In respect of plots for which premium or commutation amounts had not been received, the rate at which ground rent was commuted was 22 years' purchase of plots let before 23rd November 1920 and

18 years ' purchase thereafter upto May 1948 From May 1948 the ground rent for the plots was charged at 5 per cent. per annum (instead of 6 per cent. per annum charged since 1920) on the vale of land and the amount of commutation was fixed at 21 times the annual ground rent (*vide* Corporation Resolution No. 157 dated the 6th May 1948).

Where the period of commutation expired the lessees were allowed to commute at the rate of 28 times the annual ground rent reserved (*vide* Corporation Resolution No. 1031, dated the 11th February 1943) but commutation now is being discouraged.

The progress in the disposal of Trust lands on permanent basis during the year is shown in Appendix No. 2.

The details of leases in each estate are shown in Appendix No. 3.

The area of the land disposed of during the year under report shows an increase over the figures for the last year.

The amount received by way of commutation of ground rent and premium, etc., during the year was Rs. 12,65,166.

The amount received by way of commutation of ground rent and premium since the amalgamation of the Improvements Trust with the Municipality are shown in Appendix No. 11.

A comparative statement showing the number of permanent tenancies with the demand and collection as on 31st March of the past four years is given in Appendix No. 4.

The percentage of 21.92 of arrears could be attributed mostly to the usual tendency on the part of the new Building Tenants to withhold payment of ground rent to the extent of the cash security deposited by them with a view to getting the same adjusted towards ground rent. The main items of arrears can be classified as under:—

	Rs.
(1) Ground rents withheld by lessees to the extent of their security deposits ...	1,49,835.00
(2) Ground rents in respect of plots occupied by Government of Maharashtra and Defence Department	2,88,084.00
(3) Ground rent in respect of properties vested in the Deputy Custodian of Evacuee Properties	59,629.00
(4) Ground rent in respect of plots against which disputes have been raised and their cases are under consideration	70,148.00
(5) Ground rent due from Western and Central Railways	8,606.00
(6) Ground rent in respect of Agakhan properties under legal action	25,780.00
(7) Ground rent due from Municipal departments	11,952.00
Total ...	6,14,034.00

If these items are excluded, the arrears amount to Rs. 4.76 lscs which is equal to 9.55 per cent. of the amount for collection.

(2) Short Leases.

One lease was granted during the year as per details shown in Appendix No. 5.

The number of vacant land tenancies of both ex-Trust and Municipal estates was 4,788 at the close of the year. The demand for vacant lnd tenancies in ex-Trust estate for the year under report was Rs. 8,55,133 and the recovery was Rs. 7,69,864 inclusive of arrears.

The Collector of Bombay requisitioned large areas of land vacated by the Defence Department in Scheme 6, Sion, Scheme 52 and 58, Worli for the Housing Commissioner and the Commissioner of Police. The rent charged for the land for these occupations came to Rs. 7,68,807 for the period ending 31st March 1962 at the same rate at which the Defence Department was paying. The Collector of Bombay has fixed compensation in respect of 22 plots in Scheme 52 and 58, Worli. Compensation will be claimed when Agreements are completed as required by the Collector of Bombay.

X.—MANAGEMENT OF PROPERTY AND COLLECTION OF REVENUE.

A.—TRUST SECTION.

(*a*) *Chawls permanent.*—The gross demand of 11,626 rooms including shops, godowns, lopos, etc., in the chawls for the year was Rs. 19,17,296 as on 31st March 1962 against Rs. 16,72,055 at the end of the previous year. The increase is due to the construction of new tenements at Wadala.

The net demand for the year for all the chawls was Rs. 8,94,677 on account of the concessions allowed in rent to public bodies, Societies, Police Commissioner, etc., and some Harijan Tenants at Mazagaon chawls. The concessional rent includes the rents of rooms let out to the peons of the different departments in lieu of house rent allowance and rent free quarters allowed to 193 sweepers of this Department. The revenue actually collected came to Rs. 17,69,380 which was equivalent to 70.25 per cent. of the total outstanding including the previous arrears of Rs. 6,24,170.

The collections on account of rents from the permanent chawls during the year amounted to Rs. 17,69,380 Deducting there from the charge on account of outgoings amounting to Rs. 13,35,301 net income comes to Rs. 4,34,079.

The Capital expenditure incurred on the Chawls including the value of the land is Rs. 264.14 lacs. The Corporation have to pay interest and sinking fund charges at the rate of 4.61 per cent. per annum on the capital expenditure prior to 1919-20 and 6.35 per cent. per annum on the expenditure incurred in subsequent years and 4.24 per cent. in respect of those constructed after 1950. This amounts to Rs. 12.96 lacs per annum (*vide* Appendix 13). After deducting the amount of net income from the amount of interest and sinking fund charges the accounts for the chawls show a loss of about Rs. 8,62,336.

In order to look after the work of the sanitation of the chawls, 182 members of the conservancy staff were appointed and this work was being supervised by the Mukadams and Chawl Superintendents in charge of each group of chawls.

Sanitary propaganda was carried on by means of instructions and posters on clean, and healthy living as was done in the previous years.

Schemes of awarding prizes for the maintenance of best sanitation in chawls sanctioned by the Corporation under their Resolution No. 533, dated the 9th August 1951 was continued during the year.

Bye-laws for maintaining sanitation, etc., at municipal chawls and buildings were en forced and fines aggregating to Rs. 50 were imposed and colleceted from the tenants for breaches of these rules. First Aid Sets and sick room requisites were maintained at 8 Chawls-Centres, Matunga Labour Camp, Dharavi and Mankhurd Colony.

(*b*) *Semi-permanent Sheds.*—The gross demand in respect of 4,972 rooms in the Semi-permanent shed including the permanent ground floor rooms and sheds known as Labour Camps for the year, was Rs. 5,79,946 The net demand after excluding the amount of Rs. 347 for vacancies and Rs. 8,017 for conscessional rent which was set off against the house rent allowance was Rs. 5,71,582 the revenue actually collected came to Rs. 5,96,067 which was equivalent to 73.29 per cent. of the total recoverable rent including arrears of Rs. 2,41 758 for the previous year. At the close of the year the number of S. P. Sheds increased to 5,632 as the Corporation purchased from the C. E. R. Committee 660 rooms by paying the demolition value.

General remarks In chawls and Semi-permanent sheds.—The average population in these chawls during the year 1961-62 was 96,529 against 87,385 in 1960-61 and 81,010 in 1959-60, respectively while the correspond ing figure for semi-permanent sheds including the Labour Camp were 57,709 , 50,772 and 46,060 respectively.

Railway passes were issued at Municipal costs to such of the members of the inferior staff as were provided with rent-free quarters beyond one mile from their place of work. Pursuant to the Standing Committee Resolution No. 80, dated the 15th April 1946, 193 scavengers out of 436 belonging to the Department were allowed rent-free occupations and the remaining members were in receipt of house rent allowance.

The percentage of outgoings in respect of the chawls and semi-permanent sheds are shown in Appendix No. 6 on the basis of annual rental of Rs. 18,94,677 for chawls and Rs. 5,71,582 for semi-permanent sheds total outgoings being 75.66 per cent. and 67.98 per cent. respectively.

Amounts transferred to Rent-Equalisation Fund and Amenity Fund were Rs. 1,78,174 and Rs. 59.391 respectively. The difference between the standard rents worked out on 5 per cent. of cost of land and 8½ per cent. of cost of construction of post war residential tenements and the subsidised rents actually charged are to be met from the Rent Equalisation Fund.

Revenue collected from tenements constructed for slum clearance was Rs. 6,01,967 against the demand of Rs. 7,40,027 inclusive of arrears. The tenements constructed under Slum Clearance (City and Suburbs are shown in Appendix No. 15.)

(*c*) *Acquired Premises.*—At the commencement of the year there were 529 acquired or surrendered buildings in charge of this department containing 5,148 tenancies. At the close of the year there were 4,906 tenements in 491 Buildings (the difference being due to demolition of 60 and addition of 22 structures during the year).

The gross demand of 4,906 tenements in the acquired and re-entered buildings was Rs. 10,35,482 After excluding the amount of Rs. 35,212 for vacancies and Rs. 2,765 for concessions in rent the net demand for the year was Rs. 9,97,505.

The revenue actually collected amounted to Rs. 10,17,322 which was equal to 81.32 per cent. of the total recoverable amount including arrears of Rs. 2,53,542 for the previous year.

Rawli Hill Camp.—21 tenements out of 867 were demolished during the year under report. The gross demand of 846 the remaining tenements in old military hutments at Sion Koliwada Rawli Camp was Rs. 68,839 and after excluding the amount of Rs. 724 for vacancies the net demand was, Rs. 68,115 The recovery inclusive of arrears effected amounted to Rs. 78,950.

Summary of Revenue.—The total collection of revenue from permanent leases, short leases and monthly tenancies can be seen from Appendix No. 7.

Requisitioned Buildings.—The management and collection of rents in respect of 17 properties having 425 tenancies requisitioned from private landlords for A.R.P. purposes were continued to be looked after by this department. The demand in respect of these tenancies for the year was Rs. 69,156 and the recovery was. Rs. 72,124 which was equal to 70.62 per cent. of the total recoverable amount including arrears of Rs. 32,968

One room in Calcuttawalla Building was released to the owner during the year under report. As regards other requisitioned buildings efforts were being made to hand over the posession to the owners by providing alternate accommodation to the occupants.

Tenements constructed for the explosion victims.—660 tenements constructed at Arthur Road, Fergusson Road and at Wadala Road for explosion victims were being continued to be managed by this department. The rents collected were being credited to a separate head of account and expenditure incurred for the collection and maintenance including the payment of assessment , etc., was being met from the same account. The demand in respect of these properties for the year was Rs. 85,827. A sum of Rs. 85,780 was recovered out of the total dues including the arrears and current demand aggregating to Rs. 1 01,630.

During the year under review the demand and recovery of taxes aggregated to Rs. 1,09,571 and Rs. 68.892 respectively. The arrears due for collection at the close of the year stood at Rs. 6,19,986

B.—MUNICIPAL SECTION.

Temporary Leases.

Details of the total collection of revenue in respect of Municipal properties under Budget ' A ' are shown in Appendix No. 8.

Tenements constructed under Budget ' A ' for Municipal General Staff are shown in Appendix No. 10.

XI.—LEGAL.

The Bombay Municipal Corporation Act has been amended and the Municipal Commissioner has been invested with Summary Powers of Eviction of Municipal Tenants and unauthorised occupiers of Municipal premises for non-payment of Municipal dues, breaches of tenancy agreements and where the premises are required for municipal purposes. Accordingly Assistant Municipal Commissioner who has been delegated with the requisite powers in this behalf, has commenced the work from 15-1-1962.

1,015 eviction proposals were submitted by this department. Out of 341 cases taken on Board, 203 cases have been decided.

In view of the above no new ejectment suits were filed against the tenants for sub-letting the rooms as also for arrears of rent, taxes, etc., during the year, in the Small Causes Court.

One Claim suit was filed during the year under report.

An expenditure of Rs. 5,649 was incurred during the year in connection with suits previously filed. A sum of Rs. 18,777 was recovered towards Court Costs. Some of the suits are still proceeding in the Court.

No new suit was filed in the High Court or City Civil Court during the year under report.

GENERAL.

1. *Construction of additional floors on buildings on leasehold plots and motor garages, retention of temporary structures, etc., in the compulsory open spaces of leasehold Plots.*—Dring the year under review, permissions were granted as detailed in the Appendix No. 9 for different purposes stated therein.

2. *Checking encroachments, etc., on compulsory open spaces.*—In about 200 cases the lessees of plots in trust Estates were found to have made encroachments on compulsory open spaces and had allowed change of user in their properties. In all such case, actions to remedy such iregularities were in progress and in few cases where they were considered to be technical in nature they were got regularised by recovery of extra premium or ground rent.

3. *Plots unbuilt upon.*—At the end of the year about 70 plots the posession of which, was already given to the parties were lying vacant as they could not start construction work on account of scarcity of building materials and their prohibitive prices. There were also about 383 plots admeasuring 6,24,867 square yards agreed to be leased but possession of which could not be handed over to the Building Tenants either on account of temporary lettings standing thereon or due to want of proper access for drainage arrangements. The annual ground rent of them would amount to Rs. 9,11,603.

4. The Corporation by their Resolution No. 49 of 20th April 1961 have accorded sanction to use any factory plot for any type of factory permissible under Municipal Bye-laws.

5. The Corporation by their Resolution No. 620, dated the 20th October 1961 have given a general sanction to the user of the additional floors for offices at the rate of Rs. 3 per sq. ft. for northern Bombay and at the rate of Rs. 6 per sq. ft. for Southern Bombay and also for Khodadad Circle, King Circle and Sion Circle.

6. A proposal to reorganize the department to make it more effective and effcient is under consideration.

S. M. POSTWALA,

Executive Engineer
(Estates and Land Management)

APPENDIX No. 1.

Statement showing the total areas of developed and Undeveloped lands in the Ex-Trust Estates.

Change in	As at the beginning of 1961-62 Square yds. in thousands	As at the end of 1961-62 square yds. in thousands
DEVELOPED LAND		
Area permanently leased	5,856,5	5898.9
Area of Trust Chawls Sites	190	190
Area Sold	009	009
Area reserved for a Municipal Market	002	002
Area yet to be permanently leased	109.5	67.1
Total ...	6,167	6,167
Rent of permanently leased area (in rupees in thousands)	4,418	4479.5
UNDEVELOPED LAND		
Area of land	5,197	5,197
Cost of its acquisition (in rupees in thousands)	18,709	18,709

APPENDIX No. 2.

Statement showing the disposal of Ex-Trust lands during the year 1961-62.

Particulars.	No. of Plots.	Area in sq. yds.	Capital Value	Annual Rent.
			Rs.	Rs.
Plots leased on —				
I Rental Basis	9	41,041	11,44,290	57,215
II Premium basis...	1	1,333	86,645	4,332
Total plots disposed of ...	10	42,374	12,30,935	61,547
Plots disposed of in 1961-62 or earlier but surrendered to the Municipality	...	...	...	...
Corresponding figures for —				
1960-61	15	13,820	4,19,555	26,977
1959-60	12	18,476	10,58,258	52,893
1958-59	5	3,971	3,25,484	15,629

APPENDIX NO. 3.

Number of Plots disposed of in the different Ex-Trust Estate during 1961-62.

Estate	No. of Plots.	Area in sq. yds.	Capital Value.	Annual Rent.	Premium received or receivable
			Rs.	Rs.	
Sion Matunga ...	5	4,844	3,77,740	18,887	...
Scheme 52, Worli ...	1	700	35,000	1,750	...
Sewri Wadala North ...	1	1,333	86,645	4,332	...
Dharavi ...	1	30,880	4,63,200	23,160	...
Body Guard Lines ...	2	4,617	2,68,350	13,418	...
	10	42,374	12,30,935	61,547	...

APPENDIX No. 4

Comparative statement of demand, Collection etc. in respect of permanently leased plots.

Particulars.	1959	1960	1961	1962
(1) Number of Tenancies	3.445	3,473	3,499	3,552
(2) Opening balance of arrears in lacs of rupees ...	10.86	12.31	12.01	11.69
(3) Demand for the year in Lacs of rupees	35.43	35.28	36.64	38.03
(4) Total demand including arrears in lacs of rupees ...	46.29	47.59	48.65	49.72
(5) Amount collected in lacs of rupees	33.04	35.68	38.00	39.29
(6) Percentage of collection to the demand including arrears	72.85	74 97	78.11	79.00
(7) Percentage of collection to the demand for the year	93.27	101.13	103.71	103.32
(8) Percentage of arrears to amount for collection ...	26.59	25.23	24.04	21.92

APPENDIX No. 5.

Statement of short leases granted during 1961-62 in respect of Municipal and Ex-Trust plots.

Serial No.	Name of the tenant	Locality	Area sq. yds.	Period.
1	Shri Roopsing Hemsing ...	C.S. No. 988 (part) of Byculla Division Kamathipura Kl.	70	15 years.

APPENDIX No. 6.

Statement of percentages of outgoings in respect of chawls and S.P. Sheds.

Particulars.	Permanent chawls.		Permanent ground floor rooms & S. P. Sheds.	
	1960-61	1961-62	1960-61	1961-62
Sanitary Staff	13.66	12.10	18.72	17.91
Pumpmen	0.23	0.21	...	...
Cost of Management & Establishment ...	7.50	7.50	7.50	7.50
Municipal Rates and Taxes	20.74	20.94	20.49	18.74
Repairs and Maintenance including lighting ...	34.33	34,91	28.51	23.83
Vacancies ...	...	..	...	...
Total ...	76.46	75.66	75.22	67,98

APPENDIX No. 7.

Summary of Revenue of 'B' Budget properties for 1961-62.

Particulars.	Collection of Revenue.		
	Permanent	Temporary	Total
	Rs.	Rs.	Rs.
Demand for the year	36,44,636	44,80,171	8124,807
Arrears.	11,69,348	37,29,777	48,99,125
Total ...	48,13,984	82,09,948	1,30,23,932
Amount collected	38,27,560	41,98,900	80,26 460
Variations in demand for the previous year carried during the year. ...	—70,834	—2,84,428	—3,55,262
Amount written off	...	...	...
Arrears as on 1st April 1962	9,15,590	37,26,620	46,42 210
Arrears as on 1st April 1961	11,69,348	37,29,777	48,99,125
Arrears as on 1st April 1960	12,01,921	34,65,741	46,67,662

Note :—Figures in appendix No. 7 are subject to reconciliation.

APPENDIX No. 8.

Summary of Revenue of 'A' Budget properties for 1961-62 :—

Particulars.	REVENUE		
	Permanent.	Temporary.	Total.
	Rs.	Rs.	Rs.
Demand for the year ...	1,15,707	12,33,108	13,48,815
Arrears ...	43,983	4,23,751	4,67,734
Total ...	1,59,690	16,56,859	18,16,549
Amount collected ...	1,20,834	11,32,782	12,53,616
Variation in demand for the previous year carried during the year ...	+ 1,272	+ 8,352	+ 9,624
Amount written off ...	..	...	..
Arrears as on 1st April 1962 ...	40,128	5,32,429	5,72,557
Arrears as on 1st April 1961 ...	43,983	4,23,751	4,67,734
Arrears as on 1st April 1960 ...	61,856	3,10,105	3,71,961

Note.—Figures in appendix No. 8 are subject to reconciliation.

APPENDIX No. 9.

Statement of Permission granted in respect of leased plots for 1961-62 :—

Description.	No. of Proposals.	Premium.	Ground Rent.
		Rs.	Rs.
Motor Garages ...	41	76,083	3,804
Additional Floors ...	69	6,57,227	32,861
Changes of Users ...	46	...	18,026
Miscellaneous proposals such as encroachments sitting out places Basement floors, Canopies, temporary structures, Gallery projections, Rewas projections otla projections, lofts etc. etc. ...	205	6,18,550	30,928

APPENDIX No. 10.

Statement of Tenements Constructed from Budget 'A' for Municipal General Staff —

Serial No.	Locality.	Year of Construction.	No. of Structures.	No. of Tenements.	Subsidised Rent. Maximum.	Subsidised Rent. Minimum.	Standard Rent.
					Rs. (Subsidised rent at Rs. 12 per 100 sq. feet.)	Rs.	Rs.
1	Gilder Lane Tenements Bombay Central.	1958	4	144 (64)* (80)	53 89 37.61	37.89 26.61	92.03 64.22
2	Elphinstone Road Tenements.	1958	3	72	26.43	19.43	40.90
3	Surya Cinema Tenements.	1958	2	48	26.43	19.43	41.07
4	Chinchpokli Tenements ...	1959	2	32	32.53 30.49 34.31 32.28	26.56	52.60
5	Maratha Hospital Compound, Byculla.	1959	4	64	35.33 37.10	27.60	51.50
6	Worli Tenements ...	1961	7	112	37.61	36.00	65.00 68.50 70.00

* Three room tenements. Rest are two room tenements.

APPENDIX No. 11 *Capital Account.* Figures in Lakhs.

Particulars	1958-59 In the year.	1958-59 To end of the year.	1959-60 In the year.	1959-60 To end of the year.	1960-61 In the year.	1960-61 To end of the year.	1961-62 In the year.	1961-62 To end of the year.
RECEIPT.								
Loan ...	...	1,783.56	50.00	1833.56	70.00	1,903.56	50.00	1953.56
Discount or Premium ...	...	—15.01	...	—15.01	...	—15.01	...	—15.01
Sale Proceeds ...	10.41	716.71	29.92	746.63	8.39	755.02	13.10	768.12
Appropriation from General Account ...	— .09	—208.30	+2.53	—205.77	—0.02	—205.79	+7.30	—198.49
Special contribution from Government...	...	59.00	...	59.00	...	59.00	...	59.00
Release of Debentures lodged with Govt.	...	42.60	...	42.60	...	42.60	...	42.60
Extraordinary receipts ...	...	25.10	...	25.10	...	25.10	...	25.10
Miscellaneous ...	...	...	...	...	...	...	...	...
Total ...	10.32	2,403.66	82.45	2486.11	78.37	2,564.48	70.40	2634.88
EXPENDITURE								
I.—On Govt. and Municipal Property—								
Schedule 'W' ...	...	13.50	...	13.50	...	13.50	...	13.50
Do. 'X' ...	...	16.20	...	16.20	...	16.20	...	16.20
Do. 'Y' ...	...	4.70	...	4.70	...	4.70	...	4.70
Police Accommodation Schemes	...	91.60	...	91.60	...	91.60	...	91.60
Total ...	...	126.00	...	126.00	...	126.00	...	126.00
II.—On the Trust own acquired lands—								
Cost of Management and Estab.	3.90	218.82	5.12	223.94	5.36	229.30	6.42	235.72
Acquisition of land ...	6.20	1.000.67	9.97	1010.64	22.33	1,032.97	15.59	1048.56
Chawls ...	17 30	219.56	24.22	243.78	24.50	268.28	46.98	315.26
Roads ...	14.50	540.01	11.51	551.52	8.05	559.57	7.82	567.39
Other works ...	7.71	70.55	8.13	78.68	2.63	81.31	1.05	82.36
Mill companies chawls ...	...	7.70	...	7.70	...	7.70	...	7.70
Total ...	49.61	2,057.31	58.95	2116.26	62.87	2,179.13	77.86	2256.99
III.—Miscellaneous—								
Office Buildings ...	...	4.50	...	4.50	...	4.50	...	4.50
Other items ...	...	12.30	...	12.30	...	12.30	...	12.30
Total ...	...	16.80	...	16.80	...	16.80	...	16.80
IV.—Disposal of Profits ...	...	...	...	...	...	...	...	...
V.—Debentures lodged with Govt. ...	...	42.60	...	42.60	...	42.60	...	42.60
VI.—Repayment of Loan ...	...	144.37	...	144.37	...	144.37		144.37
Total ...	49.61	2,387.08	58.95	2446 03	62.87	2,508.90	77.86	2586.76
Balance ...	39.29	16.58	23.50	40.08	15.50	55.58	—7.46	48.12

APPENDIX No. 12

Analysis of General Account

(Figures in columns 2 to 12 shown in lakhs.)

Year.	Receipts						Expenditure					Balance appropriated Capital account.	Remarks.
	Rents.	Municipal contribution.	Share of tobacco duty.	Interest on investment.	Miscellaneous.	Total.	Maintenance.	Municipal rates and taxes.	Interest and sinking fund.	Miscellaneous.	Total.		
(1)	(2)	(3)	(3A)	(4)	(5)	(6)	(7)	(8)	(9)	(10)	(11)	(12)	(13)
	Rs.	Rs.	Rs.	Rs.	Rs.	Rs.	Rs.	Rs.	Rs.	Rs.	Rs.	Rs.	
1898-1899 ...	1.9	...	...	...	...	1.9	1.1	...	...	...	0.1	1.8	
1899-1900 ...	0.7	...	...	0.8	...	1.5	0.2	0.2	...	...	0.4	1.1	Rent received in 1898-99 was mainly rent under Schedule 'Z'
1900-1901 ...	0.9	4.8	...	1.6	...	7.3	0.3	0.2	2.2	...	2.7	4.6	
1901-1902 ...	1.2	4.8	...	1.5	...	7.5	0.4	0.2	2.5	...	3.1	4.4	
1902-1903 ...	1.4	5.0	...	3.5	...	9 9	0.4	0.2	4.1	...	4.7	5.2	
1903-1904 ...	2.6	3.5	...	2.3	...	8.4	0.4	0.4	5.7	0.1	6.6	1.8	
1904-1905 ...	5.8	2.0	...	2.7	...	10.5	0.7	0.9	8.1	0.1	9.8	0.7	
1905-1906 ...	9.7	2.5	...	1.9	...	14.1	1.4	1.3	10.1	0.1	12.9	1.2	
1906-1907 ...	8.5	3.0	...	2.1	0.1	13.7	1.9	1.1	11.2	0.1	14.3	—0.6	
1907-1908 ...	8.1	3.6	...	2.4	0.1	14.2	2.2	1.0	12.1	0.1	15.4	—1.2	
1908-1909 ...	9.4	4.5	...	1.2	0.1	15.2	2.5	0.8	13.0	0.1	16.4	—1.2	
1909-1910 ...	11.4	7.8	...	1.5	0.2	20.9	*3.3	1.0	16.0	0.1	20.4	0.5	*Includes interest paid to Government and the Municipality under Section 68 (1) of the old Act as shown below :—
1910-1911 ...	14.4	8.9	...	1.5	0.1	24.9	*3.1	1.0	19.1	0.1	23.3	1.6	
1911-1912 ...	16.6	8.6	...	2.2	0.1	27.5	*3.0	1.3	20.2	0.1	24.6	2.9	
1912-1913 ...	18.0	9.2	...	2.0	...	29.2	*2.7	1.0	20.5	0.1	24.3	4.9	
1913-1914 ...	20.9	9.3	...	2.5	...	32.7	*2.4	1.2	21.4	0.3	25.3	7.4	
1914-1915 ...	23.0	9.8	...	1.5	0.1	34.4	2.7	1.5	22.4	0.3	26.9	7.5	
1915-1916 ...	24.8	10.2	...	1.5	...	36.5	2.9	1 6	23.8	0.3	28.6	7.9	
1916-1917 ...	27.2	11.0	...	2.5	0.1	40.8	3.1	1.7	25.8	0.2	30.8	10.0	
1917-1918 ...	29.8	11.0	...	2.9	0.1	43.8	3.6	1.7	25.6	0.2	31.1	12.7	
1918-1919 ...	33.2	11.5	...	2.0	0.1	46.8	3.6	2.0	25.2	0.2	31.0	15.8	
1919-1920 ...	35.7	15.2	...	1.7	0.2	52.8	3.7	2.2	24.1	0.6	30.6	22.2	
1920-1921 ...	37.5	15.7	...	5.4	0.5	59.1	4.0	2.4	29.4	1.0	36.8	22.3	
1921-1922 ...	43.4	15.8	...	5.4	0.4	65.0	6.4	2.9	52.6	0.6	62.5	2.5	
1922-1923 ...	45.0	17.9	...	4.9	0.1	67.9	7.9	3.5	64.1	—0.5	75.0	—7.1	
1923-1924 ...	44.2	19.1	...	7.6	0.2	71.1	9.6	3.2	74.2	0.6	87.6	—16.5	
1924-1925 ...	50.5	20.2	...	6.4	0.4	77.5	9.0	4.4	80.6	0.6	94.6	—17.1	
1925-1926 ...	48.7	22.3	...	6.8	0.2	78.0	8.6	3.4	93.7	0.2	105.9	—27.9	
1926-1927 ...	49.5	22.4	...	7.2	3.2	82.3	9.6	3.6	90.5	—0.3	103.4	—21.1	* Includes an amount of Rs. 1 23 lakhs still to be adjusted.
1927-1928 ...	48.5	23.1	...	6.3	2.3	80.2	11.3	3.8	90.2	...	105.3	—25.1	
1928-1929 ...	47.6	23.0	...	3.8	1.0	75.4	10.6	2.7	90.4	...	103.7	—28.3	
1929-1930 ...	51.0	22.9	...	2.7	0.1	76.7	10.2	2.9	89.3	...	102.4	—25.7	
1930-1931 ...	50.2	23.1	...	2.7	0.2	76.2	10.2	3.4	92.1	...	105.7	—29.5	

Year.	Government. Rs.	Municipality. Rs.	Total. Rs.
1909-10 ...	65,350	41,241	1,06,591
1910-11 ...	46,440	37,841	84,281
1911-12 ...	61,858	37,276	99,134
1912-13 ...	68,194	37,431	1,05,625
1913-14 ...	54,644	27,668	82,312
Total ...	2,96,486	1,81,457	4,77,943

1931-1932 ...	49.3	23.5	...	1.4	0.1	74.3	10.5	3.3	4.3	...	108.1	—33.8
1932-1933 ...	49.3	23.5	7.4	1.1	0.1	81.4	11.8	3.0	96.5	...	111.3	—29.9
1933-1934 ...	49.2	32.9	11.4	3.9	...	97.4	7.5	4.4	98.2	...	110.1	—12.7
1934-1935 ...	50.9	33.4	10.9	3.3	...	98.5	9.6	4.2	98.6	...	112.4	—13.9
1935-1936 ...	50.3	33.4	9.8	2.8	0.1	96.4	9.5	3.8	102.3	20.8	136.4	—40.0
1936-1937 ...	51.2	32.2	11.8	4.9	0.2	100.3	10.3	3.6	85.2	...	99.1	+1.2
1937-1938 ...	50.6	34.4	12.4	4.6	0.6	102.6	10.5	3.3	83.1	...	96.9	+5.7
1938-1939 ...	52.0	34.3	10.4	4.2	0.4	101.3	15.0	3.2	80.9	...	99.1	+2.2
1939-1940 ...	53.5	37.1	9.9	3.4	0.4	104.3	16.1	3.4	80.2	...	99.7	+4.6
1940-1941 ...	52.5	35.7	5.4	3.9	0.6	98.1	18.1	3.6	80.3	...	102.0	—3.9
1941-1942 ...	52.3	36.9	10.0	4.0	0.3	103.5	14.3	3.4	80.0	...	97.7	+5.8
1942-1943 ...	54.2	24.7	4.1	4.0	0.3	87.3	14.4	3.2	79.6	6.3	103.5	—16.2
1943-1944 ...	54.7	26.3	10.0	4.0	0.4	95.4	15.2	3.2	79.5	...	97.9	—2.5
1944-1945 ...	60.0	27.3	10.0	4.4	0.3	102.0	17.3	4.1	78.1	...	99.5	+2.5
1945-1946 ...	60.3	28.4	7.5	4.3	0.5	101.0	20.0	4.4	77.6	...	102.0	—1.0
1946-1947 ...	60.1	30.0	8.6	4.7	0.3	103.7	23.1	4.6	76.6	...	104.3	—0.6
1947-1948 ...	67.9	30.0	9.2	5.5	0.3	112.9	24.2	4.4	77.1	...	105.7	+7.2
1948-1949 ...	59.0	31.7	2.0	5.4	0.6	98.7	31.0	4.7	77.0	...	112.7	—14.0
1949-1950 ...	60.7	32.9	10.0	5.9	0.7	110.2	29.8	4.7	76.3	...	110.8	—.6
1950-1951 ...	59.4	34.6	10.0	5.8	0.5	110.3	32.1	4.9	77.4	...	114.4	—4.1
1951-1952 ...	60.8	36.3	10.0	5.8	0.6	113.5	28.5	5.9	76.5	...	110.9	+ 2.6
1952-1953 ...	63.58	35.84	7.42	5.32	0.73	112.89	33.8	9.1	75.89	...	118.79	—5.9
1953-1954 ...	68.13	36.99	10.0	5.25	0.66	121.03	37.49	7.5	76.15	...	121.14	—.11
1954-1955 ...	71.83	39.62	10.0	5.07	0 83	127.35	40.42	7.37	75.95	...	123.74	+3.61
1955-1956 ...	68.61	39.89	6.38	3.78	0.64	119.30	45.86	2 45	75 62	...	123.93	—4.63
1956-1957 ...	63.68	43.75	5.00	4.10	0.93	122.46	44.46	7.38	75.19	...	127.03	—4.57
1957-1958 ...	67.24	44.53	14.56	4.39	0.26	130.98	40.14	7.71	76.12	...	123.97	+7.01
1958-1959 ...	67.22	46.04	7.56	2.86	0.38	124.06	41.58	6.65	75.92	...	124.15	—.09
1959-1960 ...	69.78	47.44	7.64	1.95	0.70	127.51	41.31	7.85	75.82	...	124.98	+2.53
1960-1961 ...	78.19	47.27	5.11	1.39	0.55	132.51	47.97	7.75	76.81	...	132.53	—0.02
1961-1962 ...	78.45	54.67	5.13	3.21	0.68	142.14	45.62	7.86	81.36	...	134.84	+7.30
Total to the end of 1961-1962. ...	2681.21	1467.24	259.60	225.62	23.56	4657.23	929.45	213.62	3680.33	32.4	4855.80	—198.57

APPENDIX

Particulars of Municipal (Improvements) Chawls Cost, Net Annual Returns

Serial No.	Name of the Chawl.	Year in which the site of chawls appropriated or construction of chawls	Total area of chawls sq. yds.	Rate per sq. yd. as in the year given in column 3.	Value of the site (Cols. 4 & 5)	Constructional cost of the chawls including 7½ per cent. for management and establishment	Cost of work value of the land and management and establishment charges columns 6 and 7).	Interest and Sinking Fund chatges on Capital outlay at 4.61 per cent. on column 8 up to 1919 and thereafter at 6.35 per cent	Gross annual rent.	Annual profit+ or loss— *i.e.* 24.34 per cent of column 10-9
(1)	(2)	(3)	(4)	(5)	(6)	(7)	(8)	(9)	(10)	(11)
			Sq. Yds.	Rs.	Rs.	Rs.	Rs.	Rs.	Rs.	Rs.
1	1—4 Agripada A Chawls ...	1900	7,285	8	50,995	1,85,505	2 36,500	10,903	37,212	—1,846
2	5—16 Agr pada B Chawl ...	1903	11,925	6	71,550	5,41,639	6,13,189	28,269	9 ,425	—5,773
3	31—32, 38—40, 45—46 } Agripada C Cahwl ...	1903	6,251	6	37,506	2,79,182	3,16,688	14 599	47,662	—2,999
4	19—24 Chandanwadi Chawls ...	1904	9,664	15	1,44 960	3,76,915	5,21,875	24,059	92,044	—1,656
5	25—27, 29, 30 & 31 } Imamwada A Chaw s ...	1905	13,442	13.8	1,81,467	4,98,562	6,80,029	31 349	99,228	—8,680
6	50 Imamwada B Chawl ...	1905	949	13.8	12,811	19,368	32,179	1,483		
7	33—37 Mandvi-Koliwada Chawls ...	1908	4,169	75	3,12,675	2,76,040	5 88,715	27,140	86,456	—6,097
8	52 Workmen's Cottages Matunga ...	1905	944	5	4,720	12,083	16,803	774	1,707	—359
9	17—18 Nagpada A Chawls ...	1903	2,569	7	17,983	82,358	1,00,341	4,676	16,606	—635
10	39 Nagpada A Chawl ...	1904	2,099	7	14,693	99,776	1,14,469	5,277	17,071	—1,122
11	28 Princess Street Chawls ...	1907	1,480	30	44,400	42,412	86,812	4,002	8,820	—1,856
12	42—44, 47—49 } Suparibaug Chawls ...	1910	8,081	4.8	36,364	3,39,878	3,76,242	17,345	51,775	—4,743
13	52—57 Chinch Bunder Chawls ...	1913	8,496	26.66(*d*)	2,26 560(*a*)	3,79,622	6,06,182	27,945	75,181	—9,646
14	86—95 Cottage Blocks (old) ...	1920	2,780	10	27,800	36,069	63,869	4,056	4,106	—3,057
15	58—61 Clerk Road Chawls ...	1921	4,181	15	62,715	4 39,814	5,02 529	31,911	42,973	—21,452
16	62 Pais Street Chawls ...	1921	3,419	15	51,285	1,70,863	2,22,148	14,106	17,417	—9,867
17	63—66 Mominpura Chawls (Old) ...	1921	7,760	15	1,16,400	4,31,655	5,48,055	34,801	33 145	—26,734
18	67—72 Three room tenements, Scheme 5	1922	5,609	6	33,654	2,64,717	2,98,371	18,946	19,016	—14,318
19	73—78 Two oom tenements, Scheme 6 ...	1922	4,234	6	25,404	2,91,972	3,17,376	20,153	23,338	—14,473
20	79—85 Cottage Blocks (new) ...	1922	7,808	6	46 848	69,312	1,16,160	7,376	3,700	—6,476
21	Blocks, 1—19 Bellasis Road Chawls	1922	35,704	19	6,78,376	25,75,065	32,53,441	2,06,594	2,17.247	—1,53,717
22	1—16 Mazagaon Chawls ...	1922	29,081	10	2,90 810	21,77,079	24,67,889	1,56,711	1,56,542	—1,18,609
23	1 Momanpura Chawls (New) ...	1923	3,911	20	78,220	3,14,276	3,92,496	24,923	30,652	—17,463
24	1—23 Love Lane Chawls ...	1925	13,367	18.8	2,47,289	11,36,407	13,83,696	87,865	1,29,077	—56,448
25	1—10 Syednham Road Chawls ...	1925	12,795	16	2,04,720	7,78,071	9,82,791	62 407	82.706	—42,277
26	1—2 Paltan Road Chawls ...	1940	3,255	25	81,375	2,32 503	3,13,878	19,931	83,828	—27,552
27	3 Palton Road Chawls ...	1952	1,856	50	92,777	3,48,544	4,41,321	28 024		
28	A—J Sewri Chawls ...	1955	6,643	25	1,66,075	5,06,514	6,72,589	28,120	53,430	—15,116
29	Naigaum Chawl ...	1957	40·21	40	160,840	5,59.481	7,20,321	29.110	33,743	—20,897
30	Sion Chawl ...	1958	1,109	40	44.360	1.40,842	1.85,202	7,997	11,680	—5,155
31	Wadala Chawl ...	1959	3,465	40	1,38,640	6,27,259	7,65,899	32,474	57,295	—18 529
32	Wadala Chawls ...	1960	12,042	40	4.81.680	15,55,841	20,37,521	86,391	1,33,448	—53,910
33	Wadala Chawls ...	1961	8,091	5	4,04,550	8,92,806	12,97,356	55,008	47,808	—43,372
34	Wadala Chawls ...	1961	7,430	50	3,71,500	10,13,999	13,85,499	58,745	43,027	—48, 273
35	Wadala Chawls ...	1961	9,372	50	4,68,600	14,87,658	19,56,258	82,945	66,931	—66, 654
	Total ...	...	2,65,288	...	54,30,602	1,91,84,087	2,46,14,689	12,96,415	19,17.296	—8,29,761

(*a*) Rs. 8—0—0 for 8 larger rooms (double rooms having partition inside
(*b*) Represents 1 oems.
(*c*) This figure represents the value of Rs 10 per sq. yd of the site situated between the 25 road and the Railway and measuring 5 664 sq. yds.
(*d*) This figure is arrived at by dividing by 8,496 yds.

A—Includes rooms rent free in li. Sweepers.
B—Rooms used or Office and Stores.
C— do tempo arily occupied by Schools.
E— do. do. do. Shops.
F— do. do. do. Gymnasium.
G— do do. do. Godowns.

z Calculated at 4.24 per cent.

APPENDIX

Statement showing dishousing and rehousing operations on the Trust

Year.	Number of tenements demolished up to the end of the year				Number of tenements provided up-to							
					Municipal Buildings.			(1) In Police Accommodation Schemes (2) In Poorer Classes Accommodation Schemes (3) By Mill Companies and (4) In B. D. D. Chawls				
	One room.	Two rooms.	Larger.	Total Col. (2) to (4)	Permanent chawls.	S. P. Sheds.	Total Col. (6) and (7).	One room..	Two room.	Larger.	Servants quarters.	Total Col. (9) to (12)
(1)	(2)	(31	(4)	(5)	(6)	(7)	(8)	(9)	(10)	(11)	(12)	(13)
1898-99 to 1959-60	29,574	5,481	3,671	38,726	10,915	4,021	14,936	18,198	160	349	163	18,870
1960-61 ...	19	...	...	19	272	—257	738	...	...	...	...	...
						+466	—257					
						* —80	1,404					
1961-62	288	37	...	325	528	+876	—80	...	...	...	...	...
Total ...	29 881	5,518	3,671	39,070	11,715	5,026	16,741	18,198	160	349	163	18,870

* Demolished during the year.

13

Number of tenements, full letting value and permissible actual population.

Percentage of net annual return 24.34 of col. (10) of capital cost (col. 8).	Total Number of rooms. Columns 18+19.	Number of floors including ground floor.	Floor area of tenements including verandah.	Rent per room as on 31-3-1962 inclusive of increase in taxes.	Economic rent Exclusive of increase in taxes.	Number of rooms living purposes.	Number of rooms let for Shops, Godowns, or Municipa purposes.	Total population	Equivalent Adults.	Maximum permissible population in adults.		Population per acre in largest groups per column No. 26
										Population per tenement.	Total population.	
(12)	(13)	(14)	(15)	(16)	(17)	(18)	(19)	(20)	(21)	(22)	(23)	(24)
%			Sq. ft.	Rs. nP.								
3.83	312	3	175	7 49	8 14 0	276	1—B, 5—D & 3—E	2,450	2,200	5	1,375	
	1 (Verhandah)			10 40								2,434
3.67	658	4	110	6 45	7 10 0	926	20—E	3,204	2,902	4	3,708	
	288		142	7 75	8 1 0							
3.66	433	4	177	7 49	8 12 0	414	18—E, 1—F	7,150	6,575	5	2,065	
				9 35								
4.29	674	4	125	8 95	10 6 0	633	2—D, 9—E	4,840	3,385		2,656	2,424
				11 93								
3.39	857	4	135	8 31	9-13, 10-1, 10-5	846	2—B, 4—C & 5—D	4,560	3,910	4	3,380	1,534
				9 96								
	30	4	160	8 31	Rs. 9-13	30	...	...	...	...	...	...
				9 96	10-1, 10-5							
...	278	4	176	10 83	17 5 0	222	30—E, 26—G	4,786	4,373	5	1,11	5,556
				12 98								
3.57	15	1	120	9 36	12 7 0	...	...	...	...	4½	67½	...
				11 24								
2.47	144	4	148	8 64	9 10 0	144	...	2,646	2,388	5	720	2,743
				10 34								
4.03	144	4	160	8 64	9 10 0	144	...	...	...	3½	504	
				10 35								
3.63	64	4	136	7 76	14 2 0	64	...	618	518	4	256	...
				9 30								
2.47	481	4	176	8 36	9 4 0	479	1—B, 1—F	5,980	4,720	4½	2,155½	...
				10 09								
3.35	405	2	176	24 10	13 6 0	372	33—G	3,200	2,700	3½	130	1,823
				28 88								
3.02	14	1	275	9 62	38 0 0	...	...	...	...	5	70	...
1.56	325	4	176	10 66	13 12 0	320	4—E 1—F	7,425	5,875	5	1,600	
				12 82								
2.08	134	4	175	9 36	15 13 0	131	3—E	1,900	1,576	5	655	...
				11 24								
	246	4	175	40 27	13 8 0	241	6—D	3,070	2,565	5	1,200	1,915
1.91	(b) 160			46 84								
1.47	36	3	562	22 81	Rs. 55, 60 & 65	...	...	...	...	...	...	...
				29 47								
1.55	72	3	338	30 83	Rs. 35, 33, 32	...	...	...	...	...	...	...
1.79	10	3	325	10 66	35	...	...	...	...	...	...	...
				12 83								
0.77	1,549	1	176	9 36	Rs. 16-5, 18-6, 17-14	1,513	20—C 7—D & 9—E,	11,166	9,461	5	7,565	...
				12 30								
1.63	1,305		176	9 36	Rs 15-6, 15-14	1,263	36—C, 4—D & 2—E	9,425	8,158	5	6,350	...
				11 24								
	234				13 8 0	227	7—E	2,273	1,803	5	1,140	...
1.54	(b) 54											
1.90	...	...	176	9 46	Rs. 15-9, 16-1, 16-9, 17-1, 17-9	792	6—D, 22—E, & 1—F	...	...	5	3,060	3,376
				10 66								
2.27	821	4	176	12 38			1—B,					
				26 74	Rs. 15-7, 16, 16-8, 32, 33, 35	387	1—C, 1—D & 1—E	9,325	7,313	5	1,025	...
	391	4	176									
2.05			328	10 38								
	156	4	180	11 09	Rs. 15-7, 16, 16-8	125	24—E 7—G	3,926	3,303	5	630	...
2.70	86	4	180	26 03	Rs. 35	76	4—E, 6—G	3,494	3,179			
				27 06								
1.93	194	2	180	22 91	Rs. 35	194	...	1,155	834	...	...	...
1.14	120	4	190	24 20	Rs. 36-10	120	...	610	475	...	...	...
				21 86								
1.53	24	4	237	29 43	Rs. 49-20	24	...	126	87	...	...	...
				50 33								
1.82	112	4	273	31 50	...	...	...	896	728	...	...	...
1.60	272	4	...	47 00				2,304	1,872			
0.90	144	4						...	...			
0.76	160	4						...	...			
0.83	224	4						...	...			
...	11,626	...	...	...	...	...	...	...	...	...	...	...

* 5—B, 61—C, 35—D, 180—E, 4—F, 72—G

14.

Estates since the commencement of the Trust.

THE END OF THE YEAR									Net addition (+) or reduction (—)	
In lessees' buildings										
One room.	Two rooms	Larger.	Servants' quarters.	Total cols. 14 to 17	One room cols. 8+9+14.	Two rooms cols. 10+15.	Larger cols. 11+16.	Servants' quarters cols. 12+17.	Grand Total cols. 19 to 22.	In the year cols. 23—5.	To end of the year.
(14)	(15)	(16)	(17)	(18)	(19)	(20)	(21)	(22)	(23)	(24)	(25)
18,136	9,834	14,074	2,221	44,265	51,270	9,994	14,423	2,384	78,071	39,345	39,345
20	75	132	...	227	501	75	132	...	708	689	689
...	220	186	...	406	1,324	220	186	...	1,730	1,405	1,405
18,156	10,129	14,392	2,221	44,898	53,095	10,289	14,741	2,384	80,509	41,439	41,439

APPENDIX NO. 15.

Statement of tenements constructed for Slum Clearance Scheme (City & Suburbs).

Serial No.	Locality.	Year of Construction.	No. of structures.	Number of Temements. Residential.	Number of Temements. Shops Godowns.	Subsidised rents Charged.	Standared Rent.
						Rs. nP.	Rs. nP
	Municipal Scheme :—						
1	Palton Road Chawl No. 4 ...	1956	1	81	...	29.10	41.88
					27	104.08	
2	Hains Road Transit Camp. ...	1957	18	137	...	22.91	
3	Tank Pakhadi Transit Camp ...	1958	27	254	...	22.91	
4	Dharavi ...	1959	5	120	...	25.58	
						27.63	
	Government Aided Schemes						
5	Haines Road ..	1959	7	112	...	27.25	53.17
6	Haines Road ..	1959	5	80	...	27.25	
7	Sukhalaji Street ...	1960	1	...	7	53.47	
				76	...	27.25	61.34
8	Sion, Scheme 6 ...	1960	1	40	..	27.25	
9	Body Guard Lines ...	1960	6	96	...	27.25	53.50
10	Dharavi ...	1961	5	168	...	27.25	
11	Foras Road ...	1961	1	42	...	27.25	
					13		
12	Rawli Camp ...	1961	18	288	...	27.25	
13	Bane Compound Arthur Road ...	1961	6	208	...	27.25	
14	Water Street, Byculla ...	1961	7	112	...	27.25	
	Suburbs.						
15	Vikhroli ...	1961	16	396	...	27.25	

APPENDIX No. 16.

Statement of suits filled in High Court and City Civil Court.

Serial No.	Suit No.	Name of Parties.	Situation of Property.	Remarks.
1	H.C Suit No. 2784 of 1948.	M.C. *Vs.* Abdulla A. Bhornia.	Horse Stables at Bapty Road ...	A Decree was passed for possession rent and compensation. Vacant possession has been taken Money decree is to be executed.
2	H.C. Summary Suit No. 90 of 1955.	M.C. *Vs.* A. S. Maherbax & Another.	Three plots of land bearing Nos. 13, 14 and 15, Scheme 37 of the Sydenham Road Estate.	A Decree was passed ordering the defendants to deliver vacant possession of the property and to pay the Decreted amount. As they failed steps in execution were taken and it was proposed to take over property along with the tenants. But however the defendants on their requets were granted time to liquidate the arrears of rent and taxes by instalments. As they failed to pay the instalments regularly, action for recovery of possession is being taken.
3	H.C. Summary Suit No. 91 of 1955.	M.C. *Vs.* Nabi Abdulla Sheth.	Piece of land admeasuring 580 sq. yds. in Plots No. 9 at Palton Road.	Steps to recover the decretal amount are in progress.

CITY CIVIL COURT SUITS FILED FOR RECOVERY OF POSSESSION & OR ARREARS OF RENT, TAXES ETC., SUITS WHEREIN PROGRESS WAS MADE DURING THE YEAR.

Serial No.	Suit No.	Name of Parties.	Situation of Property.	Remarks
1	C.C.C. Suit No. 1232 of 1952.	M.C. *Vs.* Shantabai Mahadeo Koli and Another (heirs of the deceased Pascal Victor).	Case No. 1145, Scheme 6, Sion Matunga Estate.	The Court had passed orders on the obstructionist notice and time to vacate was granted upto 31-5-61. At the request of the defendant the execution proceedings are deferred.
2	C.C.C. Suit No. 1623 of 1952.	M.C. *Vs.* P. T. Kripalani.	Piece of land admeasuring about 135 sq. yds. Worli, Scheme No. 52.	A decree was passed against the defendant ordering him to pay the decretal amount. The decretal amount has been adjusted from the deposits paid by the guarantor.
3	C.C.C. Suit No. 2720 of 1952.	M.C. *Vs.* Noor Mahomed Piraji.	Property situate at Chunam Kiln Lane consisting of three floors in case No. 90, Scheme No. 37.	A consent decree was passed against the defendant whereby the defendant was given time upto 31-10-57 to vacate the premises and ordered to pay the decretal amount. The defendant is paying the montnly compensation regularly. Execution proceedings have been taken in the matter.
4	C.C.C. Suit No. 580 of 1955.	M.C. *Vs.* V. D' Gadre ...	Piece of land in the garden area admeasuring 270 sq. yds., Scheme 57, Sewri Wadala Estate.	A consent decree was passed on 27-4-54 whereby the defendant had been given time to vacate on orbefore 30-4-59 andto pay the decretal amount. The defendant has handedover possession of the property and paid all the dues.
5	C.C.C. Suit No. 582 of 1955.	M.C. *Vs.* Bhadrassen Lala Bhagatram.	Two piece of land admeasuring 160 & 70 sq. yds. Scheme 60, Naigaum Estate.	A decree was passed against the defendant whereby he was ordered to deliver up vacant and peaceful possession of the property to the Corporation and to pay the decretal amount. As the structure was vacant and as the whereabouts of the defendant were not known, possession of the same was taken and the Municipal dues written ofi with the snction of the Standing Committee.

APPENDIX No. 16—(Contd.)

Serial No.	Suit No.	Name of Parteies.	Situation of Property.
1	C.C.C. Suit No. 106 of 1949.	M.C. *Vs.* Alimahomed A. Charolia ...	Bullock and buffalo stables at Bapty Road.
2	C.C.C. Suit No. 1358 of 1950.	M.C. *Vs.* The New Citizen Bank of India Ltd.	Plot No. 2 (East) the Sion Matunga Estate.
3	C.C.C. Suit No. 1421 of 1951.	M.C. *Vs.* E. M. Joseph & Others ...	Scheme N.o 57, Sewri Wadala Estate.
4	C.C.C. Suit No. 2186 of 1951.	M.C. *Vs.* Tyabji Sulemanji ...	Scheme No. 53, Bellasis Road Estate.
5	C.C.C. Suit No. 569 of 1952.	M.C. *Vs.* M. G. Patel ...	Case No. M/773 at Tulsi Pipe Lane.
6	C.C.C. Suit No. 598 of 1952.	M.C. *Vs.* R. G. Pandya ...	Plots Nos. 171 and 172, Scheme 60, Naigaum Estate.
7	C.C.C. Suit No. 1740 of 1952.	M.C. *Vs.* R. D. Kapadia ...	Portion of land in Plot No. 228, Scheme 60, Naigaum Estate.
8	C.C.C. Suit No. 1768 of 1952.	M.C. *Vs.* Nagesh Yawalkar ...	Two portions of land admeasuring 250 sq. yds. and 200 sq. yds. at Body Guard Lines, Mahalaxmi Flats.
9	C.C.C. Suit No. 2061 of 1952.	M.C. *Vs.* Bai Banubai & Another ...	Portion of land of Plot No. 4 Aadmeasuring 355 sq. yds Scheme No. 60, Naigaum Estate.
10	C.C.C. Suit No. 2158 of 1952.	M.C. *Vs.* D. S. Thakur ...	Portion of land admeasuring 334½ sq. yds. in cases Nos. 949 and 950, Scheme No. 57, Wadala Village.
11	C.C.C. Suit No. 2421 of 1952.	M.C. *Vs.* Gulamhussein Sadruddin & Co.	Portion of land admeasuring 1,124 sq. yds. in Plot Nos. 239 and 940, Scheme No. 60, Naigaum Estate.
12	C.C.C. Suit No. 2433 of 1952.	M.C. *Vs.* K. S. Bhatti ...	Two portions of land admeasuring 310 sq. yds. and 230 sq. yds. on Plot No. 5, Scheme No. 6 of Sion Matunga Estate.
13	C.C.C. Suit No. 1320 of 1953.	M.C. *Vs.* Hirajee Dhakla Patil ...	Two pieces of land admeasuring about 2,500 sq. yds. and 200 sq. yds. respectively of Golanji Hill Estate.
14	C.C.C. Summary Suit No. 1810 of 1953.	M.C. *Vs.* Fatmabibi wd/o. A.G. Kalan & Others.	Two plots admeasuring 10 sq. yds. and 114 sq. yds. respectively in Plot No. 29, Scheme No. 37 of Sydenham Road Estate.
15	C.C.C. Suit No. 1981 of 1953.	M.C. *Vs.* R. M. Kripalani ...	Portion of land admeauring 84 sq. yds. in site No. 3 in Row No. 8B on the Play ground at Sion, Scheme 6 Sion Matunga Estate.
16	C.C.C. Suit No. 2436 of 1953.	M.C. *Vs.* S. M. Abbas ...	Piece of and admeasuring 1,200 sq. yds. in Case No. 775 Scheme 57 of Sewri Cross Road.
17	C.C.C. Suit No. 239 of 1954.	M.C. *Vs.* M. S. Patel ...	Piece of land admeasuring 288 sq. yds. being Plot No. T. in Scheme No. 37 situate at the junction of Mahomedalli Road and Chunam Kiln Street.
18	C.C.C. Suit No. 490 of 1954.	M.C. *Vs.* S. R. Lalwani ...	Piece of land admeasuring 1,385 sq. yds. at Arthur Road, Opp. Shanti Nagar.
19	C.C.C. Suit No. 495 of 1954.	M.C. *Vs.* Lilavatibai Wd/o. Gulabchand Amichand & Others.	Two pieces of set back land admeasuring 20 sq. yds. and 4 sq. yds. respectively in front of premises a 192, Sheikh Memon Street.
20	C.C.C. Suit No. 768 of 1954.	M.C. *Vs.* Abdul Azia & Another ...	Piece of land admeasuring about 100 sq. yds. being Plot No. 52 of East Agripada North Estate.
21	C.C.C. Suit No. 2041 of 1954.	M.C. *Vs.* Rita Wd. of L.J. Fernandes.	Piece of land admeasuring 75 sq. yds. in Case No. 961A Scheme 57, Sewri Wadala Estate.
22	C.C.C. Suit No. 2061 of 1954.	M.C. *Vs.* B. B. Sarang ...	Piece of land admasuring 133 sq. yds. in Case No. 84, Scheme 60, Naigaum Estate.
23	C.C.C. Suit No. 2062 of 1954.	M.C. *Vs.* D, A. Khariwalla ...	Piece of land admeasuring about 125 sq. yds. in Case No. 908 Scheme No. 57, Sewree Wadala Estate.
24	C.C.C. Suit No. 2063 of 1954.	M.C. *Vs.* B. D. Koli ...	Piece of land admeasuring 444.4 sq. yds. in C.S. No. 1/1505 of Mahim Division to the East of Mahim Causeway.
25	C.C.C. Suit No. 2326 of 1954.	M.C. *Vs.* D. G. Belani ...	Piece of land admeasuring 1,496 sq. yds. and Plot No. 53 of the Mahim Estates situate at Lady Jamshedji Road.
26	C.C.C. Suit No. 2328 of 1954.	M.C. *Vs.* Jamnabai w/o L. R. Motwani & Others.	Piece of land admeasuring 2,810 sq. yds. in Scheme No. 52, Worli.
27	C.C.C. Suit No. 2378 of 1954.	M.C. *Vs.* Noorbibi W/o Gulam Nabi Gulam Hussein & Others.	Piece of land admeasuring 22 sq. yds. in Plot No. N, Case No. 285 Plot No. 80, Scheme No. 37, Mahomedali Road.
28	C.C.C. Suit No. 2481 of 1954.	M.C. *Vs.* Sherbanoo W/o of Jaffer Devji.	Piece of land admeasuring 644 sq. yds. in Case No. 9F, Scheme 60
29	C.C.C. Suit No. 360 of 1955.	M.C. *Vs.* Adamji Jiwaji ...	Two pieces of land admeasuring 177 sq. yds. and 62 sq. yds. Plot No. 172 (Part), Scheme No. 60, Naigaum Estate.
30	C.C.C. Suit No. 834 of 1955.	M.C. *Vs.* M. P. Barretto & Others.	Piece of land admeasuring 206.11 sq. yds. in Case No. 885, Scheme 57, Wadala Village.

APPENDIX No. 16—(Contd.)

Serial No.	Suit No.	Name of Parties.	Situation of Property.
31	C.C.C. Suit No. 848 of 1955.	M.C. *Vs.* J. A. Fonseca & Others. ...	Piece of land admeasuring 90 sq. yds. in Case No. 337, Scheme 57, at Sewri Wadala Estate, Bombay.
32	C.C.C. Suit No. 955 of 1955.	M.C. *Vs.* V. L. Vaity ...	Piece of land admeasuring 255.5 sq. yds. bearing C.S. No. 1/1505 of Mahim Division.
33	C.C.C. Suit No. 1109 of 1955.	M.C. *Vs.* Kazi Ahmed Gafoor ...	Two pieces of land admeasuring 702 and 74 sq. yds. on Plot No. 1A, Mahalaxmi Flats at Fergusson Road.
34	C.C.C. Suit No. 3008 of 1955.	M.C. *Vs.* Mohanlal Jatashankar ...	Piece of land admeasuring 879 sq. yds. Plot No. 5, Scheme No. 60, Naigaum Estate.
35	C.C.C. Summary Suit No. 3009 of 1955.	M.C. *Vs.* Ligaria Serrao ...	Two pieces of land admeasuring 100 sq. yds. each behind the Church at Cleve Land Road, Scheme 52.
36	C.C.C. Summary Suit No. 3069 of 1955.	M.C. *Vs.* Brij Kumar Baboolalji ...	Piece of land admeasuring 755 sq. yds. in the 40' passage between Plot Nos. 148 and 147-149 in Scheme No. 60, Naigaum Estate.
37	C.C.C. Suit No. 3154 of 1955.	M.C. *Vs.* Messrs. Shivlal & Co. ...	Piece of land admeasuring 2,425 sq yds. on Plot No. 89 and 90 (part) in Scheme No. 60, Naigaum Estate.
38	C.C.C. Suit No. 448 of 1956.	M.C. *Vs.* M. V. Rajan ...	Piece of land admeasuring 15'×20' in Block No. C-9, Site No. 117, Jogeshwari Squatters' Colony at Jogeshwari.
39	C.C.C. Suit No. 778 of 1956.	M.C. *Vs.* Ghanshamdas Khemchand.	Piece of land admeasuring 50 sq. yds. on Site No. 42, on Drainage filled in Channel land of Fergusson Road
40	C.C.C. Summary Suit No. 779 of 1956.	M.C. *Vs.* M. U. S. Haji Badloo Rangari.	Piece of land admeasuring 900"sq. yds. in Scheme No. 32 at Southern Street, East Agripada Estate.
41	C.C.C. Suit No. 1420 of 1956.	M.C. *Vs.* Harnam Singh Dhanjal ...	Piece of land admeasuring 400 q. yds. On Plot No. 126, Scheme No. 60, Naigaum Estate.
42	C.C.C. Suit No. 1421 of 1956.	M.C. *Vs.* Chandumal Totaldas ...	Piece of land admasruing 420 sq. yds. in Case No. 92, Scheme 60, Naigaum Estate.
43	C.C.C. Suit No. 1947 of 1956.	M.C. *Vs.* Dadabhoy T. Patel ...	Piece of land admeasuring 223 sq. yds. being Plot No. 77 (old Plot No. K), Scheme No. 38, Sydenham Road, Estate.
44	C.C.C. Suit No. 1948 of 1956.	M.C. *Vs.* Tehmuras D. Patel ...	Piece o land admeasuring 145 sq. yds being Plot No. 78 (old Plot No. D), Scheme 37, Sydenham Road Estate.
45	C.C.C. Summary Suit No. 2373 of 1956.	M.C. *Vs.* Jehangir Jamshedji ...	Piece of land admeasuring 60 sq. yds. Case No. 547-A, Scheme No. 52, Worli Estate.
46	C.C.C. Summary Suit No. 2685 of 1956.	M.C. *Vs.* J. B. Irani ...	Three pieces of land admeasuring 333,100 and 27 sq. yds. Scheme No. 57, Sewri Wadala Estate.
47	C.C.C. Suit No. 4763 of 1958.	M.C. *Vs.* L. C. Shukla ...	Property bearing Case No. 47, known as Pathan Chawls at Haines Road, Scheme No. 32.
48	C.C.C. Suit No. 1063 of 1958.	M.C. *Vs.* P. D. Singh & Co. ...	Piece of land admeasuring 1,003 sq. yds. on Plot Nos. 121, Scheme 60, Naigaum Estate.
49	C.C.C. Suit No. 1457 of 1959.	M.C. *Vs.* A. P. Shetye ...	Vacant Land at Plot No. 243, Scheme No. 60.
50	C.C.C. Suit No. 1461 of 1959.	M.C. *Vs.* M. A. Kharote ...	Vacant Land in Case No. 1076, Schme No. 52, Worlj.
51	C.C.C. Suit No. 1463 of 1959.	M.C. *Vs.* B. V. Godbole ...	Vacant Land at Arthur Road.
52	C.C.C. Suit No. 1467 of 1959.	M.C. *Vs.* M. B. Ghuge ...	Vacant Lnd at Arthur Road.
53	C.C.C. Suit No. 1994 of 1959.	M.C. *Vs.* Fakirmahomed & Another.	Vacant Land at Byculla Station Rood.
54	C.C.C. Suit No. 2421 of 1959.	M.C. *Vs.* Messrs. Gulam Hussein Sadruddin & Co.	Vacant Land at Naigaum Scheme 60.
55	C.C.C. Suit No. 3249 of 1959.	M.C. *Vs.* G. L. Pawar ...	Vacant Land at Worli.
56	C.C.C. Suit No. 3277 of 1959.	M.C. *Vs.* Smt. S. I. Dalvi ...	Vacant Land at Byculla Station Road.
57	C.C.C. Suit No. 4 of 1960.	M.C. *Vs.* T. D. Patel ...	Plot No. M./2 Sydenham Road Estate.
58	C.C.C. Suit No. 5of 1960.	M.C. *Vs.* T. D. Patel ...	Plot No. M/4, Sydenham Road Estate.
59	C.C.C. Suit No. 6 of 1960	M.C. *Vs.* Babubhai Narottamdas ...	Vacant Land at Tardeo Nana Chowk.

CITY CIVIL COURT SUITS AGAINST THE CORPORATION FOR DECLARATION OR INJUNCTION, ETC., WHICH WERE PENDING.

Serial No.	Suit No.	Name of Parties.	Situation of property.	Remarks.
1	C.C.C. Suit No. 2909 of 1959.	Messrs. U. K. Paper Mart *Vs.* R. C. Zaveri & Another.	Arch at Mahalaxmi Overbridge ...	Suit pending.
2	C.C.C. No. 3281 of 1959.	K. A. S. Iyer *Vs.* R. C. Zaveri & Another.	Vacant land at Mahalaxmi Overrbidge.	Do.
3	C.C.C. S it No. 1510 of 1960.	P. Meghji & Others *Vs.* Municipal Corporti vn.	Plot No. 58, Gamdevi Estate ...	Do.
4	C.C.C. Suit No 545 of 1962.	Shri Gopal Krishna Co-operative Housing Society Ltd. *Vs.* Municipal Corporation.	Sion Matunga Estate (East), Plot Nos. 359 to 363.	Do.

WATER WORKS

Shri R. V. Abreu, B.Sc., B. E. (Civil), M. I. E. (India) held the post of Hydraulic Engineer during the year under report.

The Administration Report of the Water Works Department is classified in three mian Sections as under—

Section 'A'.—Pertaining to Budget 'A' City (A to G Wards) and Head Works and trunk mains outside the City limits.

Section 'B'.—Pertaining to Budget 'D' Suburbs—(H. K, L, M, and N Wards).

Section 'C'.—Pertaining to Budget 'F'—Extended Suburbs—(P, R and T Wards).

SECTION 'A'

This report is arranged under the following heads :—

I.—Head Works at lakes and trunk water mains.

II.—Maintenance Branch, Head Works Division.

III.—Maintenance Branch, outside City Division.

IV.—Maintenance Branch, Inside City Division.

V.—Distribution Branch.

VI.—Construction and Remodelling Branch.

VII.—Survey and Design Branch.

VIII.—General.

I.—HEAD WORKS AT LAKES AND TRUNK WATER MAINS

Sources of Water Supply.

(1) The Tansa, Vaitarna, Vehar and Tulsi Lakes recorded a rainfall of 342.44 cms. (134.72 ins.), 355.62 cms. (140.01 ins.), 277.29 cms. (109.17 ins.) and 375.18 cms. (147.71 ins.) respectively. Appendices I and I.-A give information regarding the catchment areas of lakes, full supply levels, rainfalls, overflows contents of lakes, evaporation, etc. Appendices II-A B, C, D and E show graphical grecord of yearly rainfall in the lake areas and the City.

Trunk Mains for conveyance of water.

(2) The location of the lekes and alignment of the trunk mains is shown in Appendix III.

Contents.

(3) The levels of Tansa, Vaitarna, Vehar and Tulsi on the 1st October 1961 were 420.78 T. H. D., 535.27 T. H. D. 264.18 and 456.05 T.H. D. respectively, and the corresponding contents above the lowest outlets of the lakes were 1,77,688 mega litres (39,087 million gallosn), 1,80,293 Ml. (39,660 Mg.), 40,909 Ml. (8,999 Mg.) and 10,201 Ml. (2. 244 Mg.).

The Tansa Lake overflowed for about 51 days and the approximate quantity of water discharged over the the waste weir was about 2,06,213.00 Ml. (45,361.86 Mg.).

The Vaitarna Lake overflowed for about 114 days and the approximate quantity of water discharged over the waste weir was about 12,88,852.31 Ml. (2,83,516.00 Mg.).

The Vehar Lake overflowed for 14 days and the approximate quantity of water discharged over the waste weir was about 2,345.71 Ml. (516.00 Mg.).

The Tulsi Lake overflowed for about 60 days and the approximate quanity of water discharged over the waste weir was about 13,456.03 Ml. (2960.00 Mg.).

Supply Statistics.

(4) An average supply of 915.47 Ml. (201.40 Mg.) per day was given to Greater Bombay during the year. Appendix IV-A, IV—B gives the avergae supply per day during the last 61 years and per capita supply. Appendices IV and V give statistics of supply, and quantity of water used for different purposes respectively.

II.—MAINTENANCE BRANCH HEAD WORKS DIVISION

General.

(5) The jurisdiction of this Division includes :—

(*a*) Vaitarna and Tansa Lakes and Head Works.

(*b*) Trunk Mains upto Pachhapur (about 16 km., *i.e.* 10 miles, from Tansa).

(*c*) Duct Line upto Newada Chowky (about 12 km., *i.e.* 7 1/2 miles, from Tansa).

Maintenance of Vaitarna Lake and Head Works :—

(6) The following are the broad outlines of Maintenance Works at Vaitarna :—

Hydraulic Gates.

(*a*) 15 Nos. of Hydraulic gates as per Appendix VI were maintained during the year.

The Spillway gates functioned satisfactorily. The maximum intensity of flood handled was 63101 cusecs (on 9th October 1961). The lake reached F. S. L. 535.00 T. H. D. on 10th July 1961 when the rainfall recorded at Vaitarna was only 120.82 cms. (47.57 inches).

To scour out the silt, the undersluices were opened for an agregate period of about 80 hours as under :—

OPENED			CLOSED			Sluices remained open for	
Lake Level in feet.	Date.	Time.	Lake Level in feet	Date.	Time.	hrs.	min.
446.25	25-6-1961.	2.40 P.M.	440.10	26-6-1961	11.30 A.M.	20	50
445.00	2-7-1961	5.45 P.M.	466.50	3-7-1961	10.30 A.M.	16	45
474.50	3-7-1961	5.00 P.M.	466.70	5-7-1961	11.30 A.M.	42	30
					Total	80	05

Diesel Power House.

(*b*) The Power House consisting of 3 Nos. or 100 K.W. capacity Diesel Generators, and 440 Volts overhead Transmission lines, of about 4.82 Km. (3 miles) in length, were maintained at Vaitarna to ensure independent and reliable power supply for the operation of the gates, etc. and lighting.

The Power House worked in three shifts. *i.e.* 24 hours, during the monsoon and for 3 months during which the appurtenances of the dam and the intake towar were serviced and in two shifts, *i.e.* 16 hours during the rest of the dry season. A total of 2,57,872 units of electric power were generated during the year.

Plant and Machinery.

(*c*) Plant and Machinery detailed in Appendix VII were maintained during the year and for this purpose a small workshop was also maintained.

Water Supply.

(*d*) A supply of about 136.37 Ml. (30 mg.) of chlorinated water was given to the Municipal Colony and Health Resort Quarters during the year.

Buildings and Roads at Vaitarna.

(*e*) 72 structures at Vaitarna detailed in Appendix VIII, 16.89 Km. (10.5 miles) of asphalted Khardi-Vaitarna Road. and 12.87 Km (8 miles) of kutcha road from Tembha to Belnala were maintained during the year.

The portion of 3.19 metres (10 1/2 feet) horse-shoe tunnel between Belnala Pick-up Weir and Vaitarna about 6.43 km. (4 miles), was inspected by lowering a special tunnel inspection vehicle at the Weir end. The tunnel was found to be in good condition.

The work of construction and resurfacing of the (*i*) approach roads at Vaitarna and (*ii*) the road between Tansa and Vaitarna *via* Belnala was taken in hand by contract. To avoid steep gradient, two major diversions have been proposed. The work is in progress.

Health Resorts.

(*f*) The Health Resort Camp at Vaitarna consisting of three Class I type and six of Class II type quarters, equipped with furniture, crockery and kitchen articles was opened to public from April 1961, and there was good response from the public.

Maintenance of Tansa Lake and Head Works :

(7) The following are the broad details of the maintenance works at Tansa and the rest of the Division :

Automatic Shutters.

(*a*) 38 Nos. of automatic shutters on the spillway and 11 Nos. penstocks in outlet well were maintained. The lake was full and overflowed on 13-7-1961, when the rainfall recorded at Tansa was 124.23 cms. (48.91 inches).

Trunk Mains, Duct, Trolley Track and Embankments.

(*b*) The rollers under 96" main and the expansion joints on all the three trunk mains were maintained and functioned satisfactorily. Details of trunk mains, embankments, culverts, tunnels etc. maintained in the Head Works Division are given in Appendix IX.

Lighting Set.

(*c*) A 10 K.W. 110 Volts D. C. Generating Set was maintained for lighting the bungalow at Tansa. The set was run for four hours a day. The supply during the rest of the day was maintained through the storage batteries. During the overflow period, the spillway was lighted by a 10 K. W. D. C. Generating Set.

Buildings and Roads at Tansa.

(*d*) The buildings detailed in Appendix VII and 12.87 km. (8 miles) of asphalted Tansa-Atgaon Road were maintained.

Prevention of trespassers and Stray Cattle in the Catchment area.

(*e*) The Lake area was patrolled to prevent pollution of water by cattle, etc., about 4 heads of cattle were impounded and about 25 were driven away.

Visitors.

(8) Both Vaitarna and Tansa lakes continued to be popular with picnickers. Total No. of visitors at Vaitarna and Tansa during the year were about 20,620 and 15,750, respectively.

III.—MAINTENANCE BRANCH, OUTSIDE CITY DIVISION.

General.

(9) The jurisdiction of this division includes (*a*) Trunk mains from Pachhapur, about 16 km. (10 miles) from Tansa to Dharavi and Sion (about 77.24 km. (48 miles) from Tansa). (*b*) Duct Line from Nevada Chowky (about 12 km. (7.5 miles) from Tansa) to Ghatkopar Syphon Head and (*c*) the Lakes and Head Works at Vehar, Tulsi and Powai.

The Branch is entrusted with the work of repairs and mainteance of Trunk Mains, Embankments, Cuttings, Culverts, Bridges, Trolley Tracks, Head Works at Lakes, disinfection of water supply, maintenance and repairs to vehicles, trolleys and other machinery, and maintenance of buildins.

Maintenance of trunk mains, Embankments and Duct Line.

(10) The statistics of trunk mains, embankments, culverts, tunnels, etc. maintained during the year are given in Appendix IX.

(11) There were two major bursts on trunk mains, one at Balcum on 72" East main at 49 km. (Mile 30/3) on 6-5-1961 and the other at Kurla on 24" Vehar Main at the junction of Magan Nathu Road and Agra Road on 15-1-1962.

Both the bursts were due to the deteriorated condition of the mains and works of repairing them were taken in hand expeditiously.

The 72" East main was repaired by welding a 183 cms. X 91 cms. (6' × 3') steel patch over the breached portion and the main was put into commission within 24 hours.

The burst on the 24" C. I. Vehar main had occured at a depth of 3.65 metres (12') under the road and the damaged pipe was passing from under a culvert. A portion of approximately 36.57 metres (120 rft.) in length was, therefore, first isolated by blank-flanging the two ends, and the supply was restored by feeding the separated section from the other end. This work was done within 36 hours. Later a steel pipe section 38 metres (125') long was laid along a convenient diverted alignment and dierct supply was restored by connecting the blank-flanged ends. This part of the work was done in 15 days.

Total cost of repairing these bursts was about Rs. 8,000 and Rs. 2,000 respectively.

(12) 104 Nos. major and 3,200 Nos. minor leaks on the trunk mains, 160 Nos. leaks in the masonry duct duct and 2,060 Nos. leaks in Syphon mains were repaired during the year.

(13) About 14,455 sq. metres (1,55,600 sq. ft.) surface of steel mains of various sizes was painted during the year.

About 455 sq. metres (4,900 sq. ft.) of stone pitching and Cu. metres (40,000 Cft.), of earth filling was done for maintenance of trolley track and embankment.

The 48" and 50" dia. mains of Syphon No. 6 were re-graded at an approximate cost of Rs. 5,000.

Maintenance of Plant, Equipment and Motor Trollies.

(14) Five heavy and seven light trollies and two locos were maintained during the year at an approximate cost of Rs. 39,000. The total distance covered by them was 1,21,365.55 km. (75,412 Miles).

(15) Motor Vehicles and Equipments such as compressors, welding plants, concrete mixers, lighting set, outboard and inboard engines for boats were maintained, details of which ware given in Appendix X.

Diesel Power House.

(16) A Power House having three numbers of 24 K.W., 40 H. P. diesel driven generator sets was maintained at Powai to supply power to the Central Chlorination House. This Plant generated a total of 1,66,678 units.

Repairs and Maintenance of Structures.

(17) The structures detailed in Appendix XI and also the bridges and culverts for trunk mains and trolley track were maintained during the year at a total cost of about Rs. 16,950.

Refreshment Stall in Powai Park.

(18) A building for a refreshment stall in the Powai Park was constructed departmentally at a cost of about Rs. 15,200.

Prevention of Trespassers and stray cattle in the Catchment area.

(19) In order to maintain purity of water received from the Catchment area of the lakes, the vigilance against trespassers and stray cattle was continued. 45 heads of cattle were impounded and 500 driven out from the Catchment areas.

(20) The strip of Municipal Pipe Line land from City to Tansa was closed for use by unauthorised persons for one full day in December 1961. The closure was done in Sections.

Public Gardens and Parks attacehd to Vehar, Tulsi and Powai lakes.

(21) Eleven gardens in Outside City division were maintained during the year. The Vehar Lake and Garden and the Powai Park continued to be popular with the public, especially on Sundays and Holidays. Advantage of the road joining Aarey Colony and National Park at Borivli which passes along the boundary of Tulsi Lake was taken by the Public and a large number of picnickers visited Tulsi Lake.

Disinfection of Water Supply.

(22) The Tansa Supply was disinfected by chlorine treatment at Bhandup and Powai. The dose of chlorine varied from about 0.8 to 1.6 milligrams/litre. Excepting duct supply, which chlorinated and ammoniated at Bhandup, ammoniation was not done during the year.

Vehar supply was disinfected at the Central Chlorination Plant at Powai. The dose varied from 1.4 to 2.00 milligrams/litre.

Tulsi supply was given alum treatment for coagulation and all seven rapid sand filter beds were kept in continuous use. After filtration, the water was disinfected by chlorine treatment. Chlorine dose varied from 1.1 to 2.00 milligrams/litre. The dose of alum varied from 5.29 to 20 milligrams/litre.

Fabrication of Loco.

(23) To save Foreign Exchange, one loco, 8 to 10 Tonnes capacity and one trailer were fabricated in Ghatkopar Workshop for the use of Duct Renovation Division of Master Plan Works. The work was finished in eight months at a cost of about Rs. 23,000 .To facilitate maintenace, the parts utilized were such as can be made in any good workshop or freely available in market.

Repairs to Expansion Joints on 96" Vaitarna Mains.

(24) About 51 Nos. of Expansion Joints in Kasheli division and 2 Nos. of Jamboli division were in need of urgent repairs. Many of these were leaking heavily. The two joints in Jamboli division were repaired in April while those in Kasheli division were attended to after the monsoon, the work being taken up in four sections from 18th November 1961 to 6th January 1962.

Maximum No. of joints repaired at a time were 19 Nos. requiring about 350 workmen, the main was out of commission for about 28 hours on each occasion. Total cost of these repairs was about Rs. 21,000; average per joint being Rs. 410.

IV.—MAINTENANCE BRANCH (INSIDE CITY DIVISION)

General.

(25) This Branch is concerned with the maintenance of Water Works inside the City comprising of repairs and maintenance of Water mains, hydrants, fountains, cattle troughs, water works buildings and structures, plants and machinery, cleaning of consumer's pipe and fittings, making new connections on Municipal mains upto 2" size, operation and maintenance of chlorination plants at City Service Reservoirs, portable chlorination plants for re-chlorinating distributing mains, maintenance of five gardens, *viz.* (1) Hughes Road slope Gardens, (2) Sir Pherozshah Mehta Gardens (also known as Hanging Gardens) on the top of Mahalabar Hill Reservoir, (3) The Joseph Baptista Gardens on the top of the Bhandarwada Hill Reservoir, (4) Ladies and Children's Gardens at Ridge Road and (5) Kamala Nehru Park, and maintenance of the Water works Workshops at Delisel Road, Chinchpokli.

Maintenance of water mains and hydrants.

(26) A total length of 771.78 km. (497 mls.) of water mains was maintained during the year. There were 96 bursts on the mains as per details given in Appendix XII all of which were promptly attended to. During the course of the year, 60294 works as compared with 50352 during 1960-61 were carried out pertaining to repairs to communication pipes cleaning of chokes in service pipes, cleaning of meter strainer, giving new connections, metering of existing connections, removing and refixing of meters, etc. The total cost of general works and repairs was about Rs. 1,40,000. This cost is exclusive of the cost of staff on permanent establishment working on these works. To give speedy relief to the consumers in the event of chokes of pipes and meters, breaking of service pipes connections, etc. Three stand-bygangs (*viz.* one gang from 1 P.M. to 9.00 P.M. and two gangs from 4.00 P.M. to 12.00 Midnight) were maintained to carry out emergent works. 7008 repair jobs of fire hydrants in the City were carried out. 679 sluice valves ranging from 6" to 48" size were repaired during the year.

Number of Water connections and Trenches.

(27) The total number of water connections to different premises in the City was 70527, *i.e.* a net increase of 1623 over the last year's figures. The number of new connection made during the year was 1963 against 1529 during the preceding year. Out of 1963 connections, 1842 were granted at parties' cost and 121 from Municipal funds. 10,220 trenches of varying lengths and depths were excavated for making connection and for general repairs and maintenance works all over the City. Authorities for restoration of trenches taken in roads were sent promptly to the Zonal Officers so as to enable them to take up the work early.

Cleaning of consumers pipes and fittings, and removing chokes in communication pipes in Dadar-Matunga area.

(28) The Dadar-Matunga area received supply from the Vehar Lake, As this water has a high percentage of algae and shells, which cause frequent chokes in communication and consumer's pipes. The work of cleaning communication and consumer's pipes and fittings was done departmentally by a specially appointed staff. 624 connections having a total length of about 35.0 km of consumers pipes of different sizes were cleaned at a cost of about Rs. 7000 (*Vide* Appendices XIII A and B) Also, 28 dirt boxes of sizes ranging from 4" to 12" were cleaned every month during the year.

Cleaning of Meter Strainers.

(29) On receipt of complaints, 6311 meter strainers were cleaned during the year as against 4682 during the preceding year.

Pumps.

(30) 9 Nos. of pumping sets of total of 1060 H.P. were maintained for supplying water to elevated areas within the City limits, at a cost of about Rs. 93,000. In addition to these 5 Nos. of pumping sets were maintained for playing fountains and for watering the Reservoir Gardens.

Stand-by pumps on hire.

(31) 8 Nos. of portable domestic pumping sets were given on hire for short periods to tide over the break-down period of pumping unit in private buildings, at a nominal charge of Rs. 2 per day, exclusive of transport and fixng charges.

Maintenance of Chlorination Plants inside the City.

(32) For keeping the required standard of residual chlorine in mains inside the City, rechlorination was done by injecting an extra dose of chlorine into the trunk mains at Futka Tank, Malabar Hill Reservoir and Bhandarwada Hill Reservoir. As the permnent chlorine plant of Worli Hill Reservoir was not ready, the inlet was chlorinated by means of a portable chlorination plant. In addition to this, the newly laidwater mains and certain mains in the City, the water of which did not show good results on analysis, were re-chlorinated by means of two portable chlorination sets of 4 lbs. capacity each. Besides Chlorination, ammoniation by using Ammonium Sulphate was also done at Malbar Hill and Bhandarwada Hill Reservoirs. The total consumption of chlorine and Ammonium Sulphate in the City was about 1,49,178.82 kg. (3,28,950 lbs.) and 46.704.15 Kg. (102986 Lbs) respectively, during the year.

Repairs to Buildings.

(33) 32 water works buildings, comprising of workshops, control rooms, pumping stations, chlorination plants, residential quarters for staff and tenements for low income groups, were maintained during the year at a cost of Rs. 30,000.

Transport.

(34) 13 petrol driven motor vehicles, 2 diesel motor lorries and 45 material handcarts, were maintained for transport of men and material. Total distance covered by the petrol driven vehicles was 164892.8 km. (1,02,460 Mls.) against 12,5374.8 km. (77,904.17 Mls). The 2 diesel motor lorries covered 12802.2 km. (7954.78 Mls). against 24,168.0 km. (15,017.27 Mls.) last year. In addition to the above vehicles, 30 mobile plants such as a crane, air compressors, concrete

mixers, tractors, dewatering pumps.lighting sets, etc. were maintained during the year. For emergency fire service, three motor vans were utilized, one at 'E' Ward Office, another at 'F' South' Ward Office and the third at 'G/South' Ward Office. One more van was used for the work of collecting samples of water by the Municipal Analyst throughout Grater Bombay limit.

Testing of water fittings

(35) The work of testing galvanised pipes, cast iron pipes galvanised iron fittings, such as couplings, bends, tees, elbows, etc., brass and gun metal fittings such as ferrules, stop-taps,bib-taps, waste-not taps, ball-cocks, pillar taps, flush valves, underground and stand-post hydrants, cast-iron and porcelain water closet cisterns, canvas hose pipes, etc., was carried out during the year at the Water Works Workshop, DeLisle Road, Chinchpokli, In some cases, testing was done at site. The total number of such pipes and fittings tested was 495310 (out of which 416014 were for private parties and the remaining for Municipal works) as against the previous year's total of 750537. The revenue derived from testing of pieps, fittings, etc. for private parties amounted to about Rs. 55,341 as against Rs. 53,000 in the previous year.

Meters.

(36) During the year, the total number of meters maintained was 14,294 Nos. (*Vide* Appendix XIV) 1,240 Nos. of new meters of ½' size were received during the year against the order placed during the yer 1960-61. 3245 Nos. Municipal meters and 803 Nos. Private meters of different sizes were tested at Municipal Meter Testing Shop. In addition to this 1,193 Nos. new meters of private parties were tested, of which 993 Nos. which passed the test were sealed and the remaining were rejected. The revenue derived from testing of meters during the year was about Rs. 4,970.

During the year,2,049 Nos. Municipal meters were repaired in Municipal MeterRepairs shop at DeLisle Road. 2,365 Nos. of meters were replaced on connections, 824 Nos. meters were removed and refixed after being repaired, tested and sealed, 1,303 Nos. New meters were fixed on new and exiting connections.

Maintenance of Drinking Fountains and Cattle Troughs in the City.

(37) Some of the drinking fountains and cattle troughs had to be temporarily closed down and kept in disuse on account of frequesnt thefts of fittings by miscreants. Flora Fountain was regularly played during the afternoon and the fountain was flood lit during the night.

Maintenance of Gardens.

(38) All the five gardens mentioned in paragraph(25) were maintained durings the year at a total cost of about Rs. 43,000. The Kamala Nehru Park and Sir Pheorzeshah Mehta Gardens were illuminated with multi-coloured lights on all Saturdays, Sundays, and Public Holidays except during monsoon, Special illumination arrangements were made on Republic Day on 26-1-1962.

Scraping of mains.

(39) During the year about 1,435.29 metres (4709.11 Rft.) of water mains of various sizes were scraped with the help of the pipe scraping machine for impoving their discharging capacity

Improving Water Supply of Municipal Buildings.

(40) For attending promptly to the complaints regarding water supply from the tenants of Municipal Chawls and buildings in charge of the Executive Engineer (Estate and Land Management), special staff consisting of one Sub-Engineer, three Fitters and nine Labourers was appointed and during the year 1,1747 jobs of different types were carried out in Municipal buildings.

New Works.

(41) During the year, 24 new works as detailed in Appendix XV were carried out by this Branch.

V.—DISTRIBUTION BRANCH.

General.

(42) This Branch deals with the distribution of water supply within City limits and is divided in three Sections, *viz.* South (A, C and D Wards), North (F and G Wards) and the Central (B and E Ward). Each of these Section deals with the work of distribution and regulation of supply, short supply complaints, Court actions for enforcement of provisions of the Municipal Act relating to public and private water supply, investigation of wastage in Municipal and private mains and fittings, re-washering of leaky taps, issuing of notices for defective fittings and metering of water supply and all matters pertaining thereto.

There is a Central Control Station established at Babula Tank Road under the Assistant Engineer, Distribution (Control) mainly for control and regulation of supply and also to deal with emergencies such as fires, bursts, etc. This Assistant Engineer is also in charge of the Central Section. The Babula Tank Control Station maintains a record of half hourly levels in Reservoirs and pressures at all repesentative stations on the trunk mains right from the sources, and hourly dischages from major trunk mains feeding the distribution system. This station also records and forwards to the Wards concerned complaints received on telephone from the public. The station is manned for 24 hours and is responsible for control operations within City limits and on all the trunk mains including connections feeding the Suburbs and the Extended Suburbs.

Distribution of Supply.

(43) For the purpose of distribution of supply, the City is divided into four main divisions, *viz.* (*a*) Area getting supply from Malabar Hill Reservoir, (*b*) Area getting supply from Bhandarwada Hill Reservoir, (*c*) Area served by Worli Hill Reservoir and (*d*) Area served by direct supply. The details of areas served by the three Reservoirs and the direct supply area are shown in Appendix XVI.

The Thakurdwar Outlet which was put out of commission on 24th November 1959 to facilitate sewer construction work in Queens's Road was put back into comission on 25-2-1962 and as a result, pressures in the Girgaum and Charni Road area showed improvement.

The newly laid 48" Nesbit Road Outlet was commissioned on 27-3-1962 which marked a step in the ultimate zoning of the Malbar Hill Reservoir district.

The works of conversion of the 36" Inlet to Bhandarwada Hill Reservoir into an outlet was in progress during the year.

Worli Hill Reservoir.

(44) A notable feature in the distribution of the City's Wate r Supply was the commissioning of the Worli Hill Reservoir on 6-10-1961. This reservoir has a capacity of 22.72 Megalitres. (5 million gallons) In the Master Plan for the distribution of water supply, the duty assigned to this reservoir is 10 million gallons per day to feed an area bounded by Old Prabhadevi Road on the North, Hornby Vellard on the South,the Sea Face on the West and on the East a line running North South, through a point mid-way on the Globe Mill Passage.

With the commissioning of this reservoir, there was an improvement in supply in the Worli neighbourhood unit and the B. D. D. Chawls areas.

Hours of Supply.

(45) The hours of supply to the different localities in the City are shown in Appendix XVII. Towards the end of the year, due to the increased consumption, it was observed that the Reservoir levels were falling rapidly and it became necessary to curtail the evening supply by about 15 minutes, *i.e.* from 2 1/2 hours to 2 1/4 hours.

Average daily quantity of water.

(46) The average quantity of water per day brought to the City and Suburbs and Extended Suburbs was as follows :—

		In Mega Litres.	In Million Gallons.
City	...	735.94	162.10
Western Suburbs	...	77.00	16.09
Eastern Suburbs	...	86.51	19.05
Extended Suburbs (West)	...	26.32	5.77
Extended Suburbs (East)	...	4.21	0.90
Total for Greater Bombay	...	929.98	203.91

Short Supply Complaints.

(47) During the year, 8,657 Nos. of complaints were received as against 5,369 during the last year. On investigation these were found to be due to either fall in pressures in the Distribution System or to defects in the cnsumer's service pipes. A comparative statement of short supply complaints received during the last 15 years is given in Appendix XVIII. In addition to the above, 28,788 Nos. of complaints on account of temporary shortage of supply due to chokes and leakages in consumer's pipes and fittings and wastage on premises were received and were remedied.

Notices and Prosecutions.

(48) Municipal Commissioner's notices for improvement of private suply under Section 274(1) of the Bombay Municipal Corporation Act, were issued in 526 cases and under Section 271(2) in 85 cases in respect of premises which were without Municipal water supply. The number of prosecutions launched during th year was 620. The number of convictions was 312. 94 cases were withdrawn after compliance with the notices and 195 cases were pending disposal at the end of the year. The total amount of fines recovered was Rs. 2,816.50. Besides the above, 4,681 notices under Section 278(2) of the Bombay Municipal Corporation Act. were served on the owners for defects in water fittings, excluding those in respect of unauthorised works infringing the provisions of Section 287-A and B of the Municipal Act and non-compliance of Water Bye Laws. Arising out of these, 1,061 prosecutions were launched. The number of convictions was 695 and the amount of fines recoverd was Rs. 4,273.

Court work continued to be conducted by the Ward Sub-Engineers Reluctance on the part of the landlords to comply with our requisitions gave rise to our actions being frequently challenged on purely legal grounds and it became increasingly difficult for the Sub-Engineers to deal with the situation and in many cases assistance of the Solicitor to the Corporation was sought to conduct contested cases.

Disconnecting Water Supply.

(49) The number of cases reported to the Standing Committee for severing water connections for non-payment of taxes and using unmetered water supply was ,1572 as against 1,154 in the previous year. In 160 cases, the supply was closed but subsequently restored. In 56 cases, the water connections were cutoff. In the remaining cases the execution of Disconnection Orders were not carried out as the consumers complied with the Municipal requirements.

Fire Attendance.

(50) The total number of calls received by the Distribution Branch from the Fire Brigade department was 1985 as against 1,969 received during the previous year. Out of these, 500 calls were false, 156 calls were on account of collapse of houses and 21 calls were on account of serious fires. As per the estimate of the Fire Brigade department, the total quantity of water actually used to put out the fires was about 10.75 ml. (2.38 M.g.). However, because of the fires a far greater quantity of water was consumed for domestic and other purposes, as high pressue supply had to be given fo the duration of the fire emergencies in the localities in which they occurred. In order to enable the staff to attend fires rpomptly, three vans, one at 'E' Ward, another at 'F/South' Ward Office and the third at the 'G/South' Ward Office were maintained.

Revenue from metered connections.

(51) The total revenue derived from water supplied by meter measurement was Rs. 2,97,96,337 for the City only as against Rs. 2,32,17 ,686 during the previous year. The metering programme was continued during the year. The total number of restaurants metered was 2.045 against 103 during the previous year.

Meter.

(52) 13,768 meters of sizes varying from 1/2" to 12" were on the connections during the year. The number of meters exchanged was 3,442. 3,818 meters were fixed on new connections and 1,314 meters were removed from the existing connections.

Progressive Metering Programme.

(53) During the year under review, 205 new poperties were metered. Programme of progressively metering all domestic supply in the City was stopped due to the shortage of meters caused by the restriction of their import. Metering programme was, therefore, restricted to trades and new residential buildings on flat system.

Quality Control of Water Supply and Waste Prevention Work.

(54) This Section deals with the following :—

General-

(*a*) Quality Control of Water Supply for purposes of maintaining a desirable standard of purity ;

(*b*) Regular detection and prevention of leakage in water mains and its appurtaenances and service pipes;

(*c*) Regular house to house inspection and rewashering of leaky taps. (This is for the present restricted to City only).

(*d*) Gauging of water mains all over Greater Bombay by Pito-meter to determine the flow of water.

Sampling.

(55) I n the twelve wards (A, B, C, D,E, F, G, H, K, L., M and N) of the City and Suburbs, there were per Ward two sets of six sampling points, each numbered 1 to 6. These sampling points were on service mains and were so selected as to represent the Quality of Water Supply at the consumer's and in the entire Distribution System of Greater Bombay.

Samples were collected by a Mobile Squad of trained personnel of the Municipal Anallyst's Department every day except on Sundays, from each Ward. As many areas in the City were in receipt of intermittent supply. sampling was done during evening supply hours between 4 P,M. and 11 P.M.

Samples for Bacteriological examination were collected each day from one set of like-numbered sampling points in each Ward and while collecting the samples, the resideual chlorine was determined with the help of chloroscops equipped with special glass for night reading. The sampling points were rotated each day to cover the entire Ward in one week. The next week, the procedure was repeated with the other set of sampling points. Thus each sampling point was repeated once a fortnight and 72 samples were collected each week. In all 3,746 routine samples were collected.

In addition to the above, special samples were collected in area where contamination was suspected on account of incidence of enteric fever in those areas, and also from localities where complaints of odor and turbidity in water supply were received. Special samples were also collected from areas where renewal of all communication pipes was done in order to assess the extent of improvement in the Quality of water. The total number of such special samples collected during the year was 5663.

For routine chemical analysis, 15 samples were taken once a fortnight. These comprised three samples of raw water from the lakes collected by the Assistant Engineers in charge of Lakes and 12 samples of treated water in Greater Bombay (one from each of the 12 Wards) collected by the Municipal Analyst's staff. The total number of routine samples collected for chemical analysis during the year was 360. In addition, 144 special samples were collected by this Department for chemical analysis.

Evaluation of samples and detecion and removal of sources of contamination.

(56) Wherever evaluation of samples collected indicated contamination or where contamination was obvious due to the presence of foul smell in the water, detection of leakage (possible source of contamination) was done by sounding of underground water mains and appurtenances and communication and consumer pipes and fittings, with the help of an electronic underground leakage detector., by the use of sounding rods an d also by inspection of exposed consumer pipes, specially in house gullies. Defects thus detected were rectified by taking one or more of the following measures;

(*a*) Hydrants in the locality were flushed.

(*b*) Breaks in communication or consumer pipes were repaired, corroded portions were renewed and pipes in the vicinity of the drains were diverted and re-aigned.

(*c*) Leaky Hydrants and Sluice Valves were repaired and underground Hydrants in the vicinity of drains were converted into Stand Post Hydrants.

(*d*) Disused connections were cut off on the water mains.

(*e*) Consumer's pipes in the gullies were raised so as to bring them well above the level of sullage water in gullies.

(*f*) Leaks in water mains were repaired.

Besides the measures taken as stated above, intensive disinfection of the service and distributory mains in areas likely to be affected by polution, was done by means of mobile chlorinators until the source of contamination was detected and removed and subsequent samples were found potable.

Routine Hydrant flushing.

(57) In order to remove the accumulated silt in the water mains and appurtenances, Hydrants in the seven Wards of the City were flushed once every two months on an average. The to tal number of times the Hydrants were so flushed during the year was 47,361.

Special measures in congested localities.

(58) The work of replacement of all the communication pipes by new pipes wrapped in bituminised hessian cloth and laying duplicate water mains in wide roads in 'C' Ward and a part of 'D' Ward sanctioned by the Corporation under their Resolution No. 1439 of 20-12-1960, which was started in the preceeding year (October 1960), was completed during the year under report. Due to completion of this work, incidence of sewage contamination in this area was considerably reduced.

A similar scheme for 'B' and 'E' Wards was sanctioned by the Corporation under their Resolution No. 1170 of 4-1-1962 and work in 'B' Ward was commenced.

During the year under review, 12,281 Nos. of communication pipes were renewed and 586 Nos. of disused connections were cut off on the water mains. Total lengths of 318.51 metres (1,045 Rft.) of 4" mains, 3668.64 metres (11,905 Rft.) of 6" mains and 2505.76 metres (8,221 Rft.) of 9" mains were laid during the year in the wide roads of the the above area.

Standard of Bacteriological Quality.

(59) Out of 3,746 routine samples taken during the year, 93.08 per cent. of the samples were free from Coliform Bacteria. Thus Purity of Bombay's Water Supply conformed to the International Standard for drinking water prescribed by the World Health Organisation.

Detection and Prevention of Wastage.

(60) Detection of wastage was done by using an electronic leak detector and by sounding underground water mains and appurtenances and communication pipes during the early morning supply hours, and by inspection of consumer's pipes and fittings above ground. About 580.97 km. (361 miles) of mains from 3" to 57" diameter were sounded. As many as 1,357 Nos. underground and 1,489 Nos. above ground defects were detected and rectified.

Re-washering.

(61) The re-washering work done is shown in Appendix XIX. The work of house to house inspection of leaky taps and fitting throughout the City was continued.

Pitometer Gauging.

(62) 470 Pitometer observations were taken during the year to gauge the quantity of water conveyed by the trunk and distributory mains mainly to find out the monthly break-up of the total supply in the different supply zones of Greater Bombay.

Works in connection with the resurfacing programe of Major Roads.

(63) This Section was also entrusted with the work of renewal of communication pipes by wrapped pipes, etc. in roads taken up for resurfacing with a view to reduce the opening of these roads, after resurfacing for purposes of repairs to underground utilities of this Department to a minimum. Special staff was appointed for this work and during the year under report, 230 Nos. of communication pipes were renewed in different roads, 53 Nos. of disused connections were cut off on the water mains, 60 Nos. of new Masonry Chambers were contructed over appurtenances and 22 Nos. of redundant appurtenances in the carriage way of these roads were removed. Total lengths of 48.76 metres (160 Rft.) of 3" hydrant mains and 38.10 metres (125 Rft.) of 6" service mains were also laid during the year under report.

VI.—CONSTRUCTION AND REMODELLING BRANCHES.

Merger of both branches

(64) The Remodelling Branch which was specially created in the year 1955 to carry out the works of Remodelling the Distribution System in the City at an approximate cost of Rs. 87,27,075 was merged with the construction branch with effect from 1-6-1961, as most of the work envisaged under the Scheme were completed. The combined branch comprising of the staff of both the branches, handled all the works in connection with laying of mains and other miscellaneous works within the old city limits.

Categories of Works done.

(65) The activities of the Construction Branch can be divided into 3 major heads as shown below :—

(*i*) *Scheduled works (to the extent of funds available in Loan Works 'A' Budget)* :

(*a*) Laying mains for suplementing and expanding the Distribution net-work in the City.

(*b*) Replacing and enlarging the corroded service mains.

Detailed works done under this head are shown in Appendix XX.

(*ii*) *Unscheduled works* :

(*a*) Laying, supporting and diverting of water mains, sluice valves, etc. to facilitate works of sister Departments.

(*b*) Making cross-connections, laying service mains, etc., in the properties in charge of other departments.

(*c*) Making cross-connections, providing sluice valves, etc. ,for improvement of Distribution System.

(*d*) Repairing major leaks on trunk mains in the City.

(*e*) Making new connections of sizes 3" and above.

Details of works done under this head are shown in Appendix XXI.

(*iii*) *Special Works* :

(*a*) Laying water mains in connection with the Quality Control Works.

(*b*) Conversion of underground hydrants into stand-post hydrants to prevent the possibility of contamination of water.

(*c*) Laving duplicate mains wherever necessary in roads taken up for resurfacing by City Engineer's Department.

Details of works under (*a*), (*b*), (*c*) above are given in the Appendix XXII.

(*d*) Cleaning of the service reservoirs at Worli and Malabar Hill.

(*e*) Gunlting of about 1.2 km. length of 57" Tansa mains in Gokhale Road at an approximate cost of Rs 2,66,000.

(*f*) Strengthening of external walls of compartment II of the Bhandarwada Hill Reservoir.

To strengthen the old masonry work of the reservoir which was built in the year 1884, a total length of 3000 meters of holes was drilled in the external masonry walls of Compartment No. II, and cement grout was injected in the same. About 174 tons of cement was injected. The approximate cost of the work was Rs. 1,77, 000.

(*g*) Fabrication of steel pipes and specials.

When cast-iron specials were unsuitable or unavailable, steel specials as required were fabricated departmentally by using the plate-rolling machine and welding as necessary. 300 meters of steel pipes and 10 tons of steel specials were fabricated during the year.

The overall cost of works handled by this branch was approximately Rs. 28,00,000. Most of the works were carried out departmentally, making full use of the existing heavy machinery.

General. The total strength of subordinate staff at the peak of the working season was 850 including daily-wage labour staff.

VII.—SURVEY AND DESIGN BRANCH.

(66) This branch is entrusted with the work of maintaining records of water mains and fittings, designing new water mains and other structures, and preparing plans and estimates for the same, maintaining statistics of lake levels, storages, discharges, rainfall, chemical and bacteriological analysis, etc., maintaining records of lands in charge of this department, preparing estimates for compounded extra charges for water used for construction purpose, vrifying tenders, contract and measurements of contract works, and attending to miscellaneous administrative matters of technical nature.

General.

(67) Several proposals for laying water mains for improvement and expansion of the distribution system were formulated during the year and plans and estimates as detailed below were prepared :—

Preparation of Plans and Estimates.

Budget.	Plans.	Estimates.	Estimtted cost.
			Rs.
A	104	72	67,64,427
D	28	27	62,75,917
F	24	19	40,05,546
Total ...	156	118	1,70,45,890

(68) 913 Estimates of compounded water charges for water used for construction purposes in the City were framed as against 928 in the preceeding year resulting in a total revenue estimated to yeild Rs. 5,95,243 as against Rs. 5,03,883 in the preceeding year. In addition 546 estimates for the D and F Budget areas, as against 983 in the preceeding year were framed resulting in a revenue estimated to yield Rs. 1,86,345 as against Rs. 3,01,037 in the preceeding year.

Compounded Water Charges for water used for construction purposes.

(69) Statements and reports of (*a*) Lake level, (*b*) Storage of water, (*c*) Discharge through trunk mains, (*d*) Rainfall in different districts, (*e*) Bacteriological and chemical analysis of water, (*f*) Short supply complaints, (*g*) Defects found on mains and service pipes, (*h*) Chlorine and Amonia dosages and (*i*) Venturi meter charts were maintained.

Maintenance of Statistical Data.

Quarterly, Monthly and Weekly (during monsoon only) statements in respect of item Nos. (*a*), (*b*), (*c*) and (*d*) were submitted to the Standing Committee.

VIII.—GENERAL.

(70) The following Welfare Activities were sponsored in the City, Outside City and the Head Works Divisions during the year :—

Welfare Activities

(*a*) A Sports Club equipped with several Indoor Games like Carrom, Draughts, Table Tennis, etc., and with open playground for Outdoor Games like Volley Ball, Badmington, Cricket, Hututu, etc., was run at Vaitarna.

(*b*) A Welfare Centre-*cum*-Sports Club similarly equipped was run at Ghatkopar. This Centre also maintained a Sewing Machine.

(*c*) A Welfare Centre equipped with a radio, several Indoor Games like Carrom, Chess, Table Tennis, etc. and Musical Instruments like harmonium, tabla, etc., was run at Maintenance Yard DeLisle Road Facilities for playing Outdoor Games like Volley Ball, Hututu, Badmington, were provided in the compound of Municipal Primary School opposite the Yard. One Sewing Machine was also maintained at this Centre and ladies of the Municipal employees took advantage of the same. Free film shows were arranged at the Centre showing films on health, sanitation and prohibition. The average daily attendance at the Centre was about 50 to 60 persons.

(*d*) The Ganpati Festival was organised and celebrated at Vaitarna Camp, Ghatkopar Yard and DeLisle Road Maintenance Yard by the staff of respective Divisions, meeting the cost from private voluntary contributions by the staff. The Outside City division also organised and celebrated the "Satyanarayan Puja" in a similar manner.

(*e*) Lower Primary Schools were run by the Local District Boards at Vaitarna and Tansa in School buildings provided by the Corporation.

(*f*) The Radio Set installed at Tansa for the entertain ment of the staff was maintained.

(71) During the year under report, Dispensaries at Ghatkopar, Powai and Kapurbawdi were maintained in the Ouside City Division with the help of one Medical Officer and three Compounders. In the Head Works Division, dispensaries were maintained at Tansa and Vaitarna with the help of one Medical Assistant. The same Medical Assistant also looked after the dispensary of the Vaitarna-*cum*-Tansa Scheme and Master Plan Branch at Agra Road.

Medical Aid.

The attendance at the abovementioned five dispensaries were as under :—

Serial No.	Dispensary.	New Patients.	Old Patients.
1	Ghatkopar	1,926	9,700
2	Powai	1,406	5,583
3	Kapurbawadi	959	4,200
4	Tansa	1,340	2,135
5	Vaitarna	2,110	5,989

Out of the above 5 dispensaries, the Powai dispensary was financed by Vaitarna-*cum*-Tansa Scheme Branch and part cost for the dispensary at Tansa was also borne by the same Branch upto the end of November 1961. The rest of the expenditure on the Dispensaries was borne by this Department.

The Medical Officer of the Outside City division paid 39 visits and attended Powai Dispensary thrice a week.

The Medical Assistant of the Head Works Division visited patients along the Trolley Line upto Agra Road twice a week.

Malaria, Anaemia, Round Worms, Bronchitis, Dysentery, Diarrhoea, Skin Diseases and accidental injuries were generally prevelent among the employees attending the dispensaries. During the epidemic of Small Pox, all the Municipal employees in the Outside City and the Head Works division were vaccinated. The staff quarters were sprayed with D. D. T. once a month and at Vaitarna, this D. D. T. service was also rendered to the Plot holdrs in the shopping area every alternate month. Breeding places of mosquitoes were treated with pastrine mixture and D. D. T. solution,. These antimalaria measures were very helpful in keeping down incidence of Malaria during the year.

Milk Distribution Scheme.

(72) During the year under report, the Lions Club of Bombay continued to give free Milk Powder obtained from the CARE and Lions International Organisation. Liquid milk prepared from the powdered milk was supplied free of charge to the children upto an age group of 8 years, of those workers of the Water Works Department whose salary did not exceed Rs. 100 per month. Distribution of milk was done at the following Centres:—

(*i*) Water Works Chawls at Malabar Hill Reservoir.
(*ii*) Water Works Chawls at Bhandarwada Hill Reservoir.
(*iii*) Water Works Chawls at Babula Tank Control Station.
(*vi*) Water Works Chawls at Souter Street.
(*v*) Water Works Chawls at Maintenance Yard, DeLisle Road.

The Centre at Bhandarwada Hill Reservoir was closed with effect from August 1961 on account of a great reduction in the number of children due to curtailment of the staff. Throughout the year, milk was supplied at all other centres, except for short periods of stoppages due to unavoidable circumstances. The staff attending to preparation of liquid milk and distribution of the same was paid an honorarium of Rs. 10 per month by the Lions Club of Bombay.

Establishment.

(73) The details of the superior staff of the Water Works Department are shown in Appendix XXIII. The total No. of scheduled superior staff during the year was 220 under 'A' Budget, and the establishment cost thereto amounted to Rs. 7,79,255. The labour staff during the year numbered about 1963 and its establishment cost was Rs. 19,67,897. The temporary staff, both superior and inferior was 28 and 947 respectively with a total establishment cost of Rs. 5,23,030. There was no occasion to bring into effect the provisions of the Bombay Municipa l Servants Act, 1890 and no award of adjudication was declared during the year.

Joint Councils.

(74) During the year under report, a Joint Council for the Executive staff consisting of 2 Officers of the department with the Hydraulic Engineer as the Chairman and 3 members of the staff representing Municipal Executive Staff Union, with the Honorary General Secretary of Union continued in office but no meeting was held.

The Joint Labour Council, consisting of 5 Officers of the department with Hydraulic Engineer as the Chairman, 5 members of the staff consisting of labour representatives and Labour Officer as the Ex-Officio Member continued to function during the year under report as a new Council could not be formed due to lack of information regarding percentage of representation of the two Unions. During the year only one meeting was held.

Cost.

(75) (*a*) Revenue—The total expenditure incurred on Water Works amounted to Rs. 4,05,31,692 which include Rs. 3,23,69,868 as interest, sinking funds, charges, etc. for loans raised for Water Works, Rs. 12,45 209 for proportionate charges for a General Superintendence and Revenue Collection and Rs. 3,78,4 3 for Provident Fund and Pension Charges, the total revenue derived from Water Works was Rs, 3,81,85,731 the deficit being Rs. 23,45,961.

(*b*) Loan Fund—The total expenditure incurred during the year out of Loan Funds fund was Rs. 65,94,692.

R. V. ABREU,
B.Sc., B.E. (Civil), M.I.E. (India).
Hydraulic Engineer,
Bombay Municipal Corporation.

APPENDIX I

(*Vide* Para No. 1)

Statistics of the Lakes for 1961-62.

Serial No.	Particulars.	Tansa.	Vehar.	Tulsi.	Powai.	Vaitarna.
1	Distance from Bombay (Town Hall) in Kilometres (miles) by road ...	106 (66)	29 (18)	35 (22)	27 (17)	119 (74)
2	Water spread at full supply level in square Kilometres (square miles) ...	19.24 (7.38)	7.16 (2.81)	1.29 (0.52)	2.33 (0.86)	8.48 (3.30)
3	Total catchment area in square Kilometres (square miles)	135.96 (52.50)	18.84 (7.32)	6.75 (2.61)	6.73 (2.58)	450.54 (174.00)
4	Total rain fall in centimetres (inches)	342.44 (134.72)	277.29 (109.17)	375.18 (147.71)	281.50 (110.83)	355.62 (140.01)
5	Average rain fall of the preceeding 5 years	305.30 (120.20)	313.56 (123.45)	366.24 (144.19)	337.54 (132.89)	352.06 (138.61)
6	Number of wet days	103	114	116	105	122
7	Fluctuation in rainfall as compared with preceding 5 years ...	+37.14 (14.52)	−36.27 (14.28)	+8.94 (3.52)	−56.04 (22.06)	+3.56 (1.40)
8	(*a*) Number of days in which rainfall was moderate between 3 cms. (1") and 5 cms. (2")	18	14	18	15	19
	(*b*) Number of days in which rainfall was rather heavy between 5 cms. (2") and 10 cms. (3")	8	9	7	8	17
	(*c*) Number of days in which rainfall was heavy exceeding 10 cms. (3") ...	14	8	14	8	10
9	Maximum rainfall in centimetres (inches)	16.05 (6.32)	13.99 (5.51)	26.28 (10.35)	14.90 (5.87)	17.24 (6.79)
10	Date of maximum rainfall	6-7-61	19-8-61	4-7-61	4-7-61	3-7-61
11	The lake commenced to overflow when the rainfall amounted to cms. (inches) ...	124.15 (48.88)	245.51 (96.66)	176.19 (69.37)	110.64 (43.56)	119.73 (47.14)
12	Date on which the lake started overflowing	13-7-61	3-9-61	24-7-61	18-7-61	10-7-61
13	Date on which the lake stopped overflowed	13-9-61	16-9-61	13-10-61	13-10-61	1-11-61
14	Number of days the lake overflowed	51	14	60	66	114
15	Quantity of water that overflowed over the waste-weir in mega litres (million gallons)	2,06,213 (45,361.86)	2,345.71 (516.00)	13,456.03 (2,960.00)	19,720.36 (4,338.00)	12,88 852.39 (2,83,516)
16	Quantity of water overflowed equivalent to number of days of supply to Greater Bombay	225	2	15	21	1,408
17	Full supply level of the lake in Town Hall Datum in metres (feet)	128.62 (422)	80.64 (264.70)	139.14 (456.60)	59.43 (195.00)	163.06 (535.00)
18	Total Contents of the lake at full supply level in mega litres (million gallons)...	1,84,838 (40,660)	41,464 (9,121)	10,428 (2,294)	5,455 (1,200)	1,80,293 (39,660)
19	Highest level reached during the year in T.H.D. in meters (feet)	128 62 (422)	80.77 (264.98)	139.59 (457.92)	59.58 (195.68)	163.24 (535.70)
20	Date on which the highest level was reached	19-7-61	11-9-61	27-7-61	27-7-61	18-7-61
21	Levels of the lowest outlets in metres (feet)	114.30 (375.00)	70.25 (230.50)	121.22 (397.75)	... ...	127.04 (416.88)
22	Contents of the lake at the level of lowest outlet in mega litres (million gallons) ...	...	...	...	...	24,957 (5,490)
23	Drawable contents above the lowest outlet in mega litres (million gallons) when the lakes are full	97,120 (21,364)	1,673 (368)	2,437 (536)	427 (94)	12,279 (2,701)
24	Lowest level reached during the year in T.H.D. in metres (feet)	123.44 (405.02)	70.94 (232.62)	131.17 (430.28)	54.66 (179.30)	131.90 (432.53)
25	Date on which the lowest level was reached	24-6-61	22-6-61	22-6-61	20-6-61	19-6-61
26	Contents of the lake at the lowest level reached in maga litres (million gallons) ..	97,120 (21,364)	1,673 (368)	2,437 (536)	427 (94)	12,2791 (2,709)
27	Lake level in Metres (feet) on 1st October 1961	128.23 (420.78)	80.46 (264.18)	138.98 (456.05)	59.25 (194.75)	163.13 (535.27)
28	Drawable contents of the lakes in mega litres (million gallons) on 1st October 1961	1,77,688 (39,037)	40,909 (8,909)	10 201 (2,244)	5,346 (1,176)	1,80,293 (39,660)
29	Quantity of water required to fill up the lakes, to full supply level from the lowest level reached, in mega litres (million gallons)	87,718 (19,321.14)	39,791 (8,764.53)	7,991 (1,760.13)	5,028 (1,107.48)	1,68,014 (37,000)
30	Percentage run off into the lake from the catchment as per rainfall registered at the lake	88.80	67.01	73.40	...	77.30
31	Quantity of water brought into the City and Suburbs Including Extended Suburbs during the year in mega litres (million gallons)	2,93,354 (64,531)	34,616 (7,615)	5,722 (1,259)	...	...
32	Average quantity of water brought into the City and Suburbs Including Extended Suburbs per day in mega litres (million gallons)	803.67 (177.01)	94.82 (20.88)	15.63 (3.44)	...	...
33	Total loss of water due to evaporation, leakage and absorption in mega litres (million gallons) during the dry-period of 7 months	32,446 (71.37)	5,194 (1,134)	2,322 (533)	... ...	13,180 (2,899)
34	Average loss of water per day due to evaporation and other losses during the dry months in mega litres (million gallons)	153.07 (33.66)	24.50 (5.39)	10.95 (2.51)	... ...	62.13 (13.67)
35	Total loss of water due to evaporation only in mega litres (million gallons) for 7 dry months of the year.	16,169 95 (3,556.94)	3,975.40 (874.59)	836.41 (184.12)	... ...	6,055.17 (1,331.94)
36	Average loss of water per day due to evaporation only in mega litres (million gallons) for the 7 dry months of the year.	76.27 (16.77)	18.75 (4.12)	3.94 (0.86)	... ...	28.56 (6.28)

APPENDIX No. IA.

(*Vide Para* 1.)

Month.	Evaporation in Metres.				Evaporation in Mega Litres.			
	Tansa.	Vehar.	Tulsi.	Vaitarna.	Tansa.	Vehar.	Tulsi.	Vaitarna.
1961 :								
April ...	0.163 (0.534 ft.)	0.1614 (0.529 ft.)	0.1312 (0.431 ft.)	0.2109 (0.691 ft.)	2,814.89 (619.21 m.g.)	534.14 (117.52 m.g.)	111.37 (24.46 m.g.)	804.18 (176.87 m.g.)
May ...	0.1106 (0.363 ft.)	0.1708 (0.560 ft.)	0.1575 (0.517 ft.)	0.1310 (0.429 ft.)	2,709.39 (595.97 m.g.)	495.05 (108.95 m.g.)	116.37 (25.64 m.g.)	472.77 (103.97 m.g.)
June July August September October	Not recorded.				Not recorded.			
November ...	0.0408 (0.134 ft)	0.1013 (0.332 ft.)	0.0752 (0.247 ft.)	0.1214 (0.398 ft.)	1,475.15 (324.46 m.g.)	551.42 (121.25 m.g.)	95.91 (21.13 m.g.)	977.37 (215.00 m.g.)
December ...	0.1328 (0.435 ft.)	0.1010 (0.331. ft.)	0.1197 (0.393 ft.)	0.1055 (0.346 ft.)	2,219.78 (488.27 m.g.)	505.51 (111.21 m.g.)	145.92 (32.11 m.g.)	805.99 (177.30 m.g.)
1962 :								
anuary ...	0.115 (0.377 ft.)	0.1078 (0.363 ft.)	0.1070 (0.351 ft.)	0.1161 (0.381 ft.)	1,765.18 (388.33 m.g.)	509.14 (112.00 m.g.)	121.37 (26.71 m.g.)	974.65 (214.42 m.g.)
February ...	0.1225 (0.402 ft.)	0.1132 (0.371 ft.)	0.1030 (0.338 ft.)	0.1423 (0.467 ft,)	2,330.25 (512.60 m.g.)	504.14 (110.97 m.g.)	108.64 (23.97 m.g.)	1,031.93 (226.99 m.g.)
March ...	0.1855 (0.618 ft.)	0.2091 (0.685 ft.)	0.1373 (0.451 ft.)	0.1758 (0.577 ft.)	2,855.31 (628.10 m.g.)	876.00 (192.69 m.g.)	136.83 (30.10 m.g.)	988.28 (217.39 m.g.)
Total ...	0.8702 (2.853 ft.)	0.9646 (3.161 ft.)	0.8039 (2.728 ft.)	1.0030 (3.289 ft.)	16,169.95 (3.556.94 m.g.)	3,975.40 (874.59 m.g.)	836.41 (184.12 m.g.)	6,055.17 (1,331.94 m.g.)

Grand Total : ... 27,036.93 Mega Litres (5,947.59 Million Gallons) in dry season.

127.53 „ „ (28.05 „ „) per day.

APPENDIX : II-A
VIDE PARA NO.1

TANSA

GRAPH SHOWING

ANNUAL RAINFALL IN CENTIMETRES FROM 1887 AND EXCESS ABOVE AND DEFICIENCY BELOW AVERAGE RAINFALL

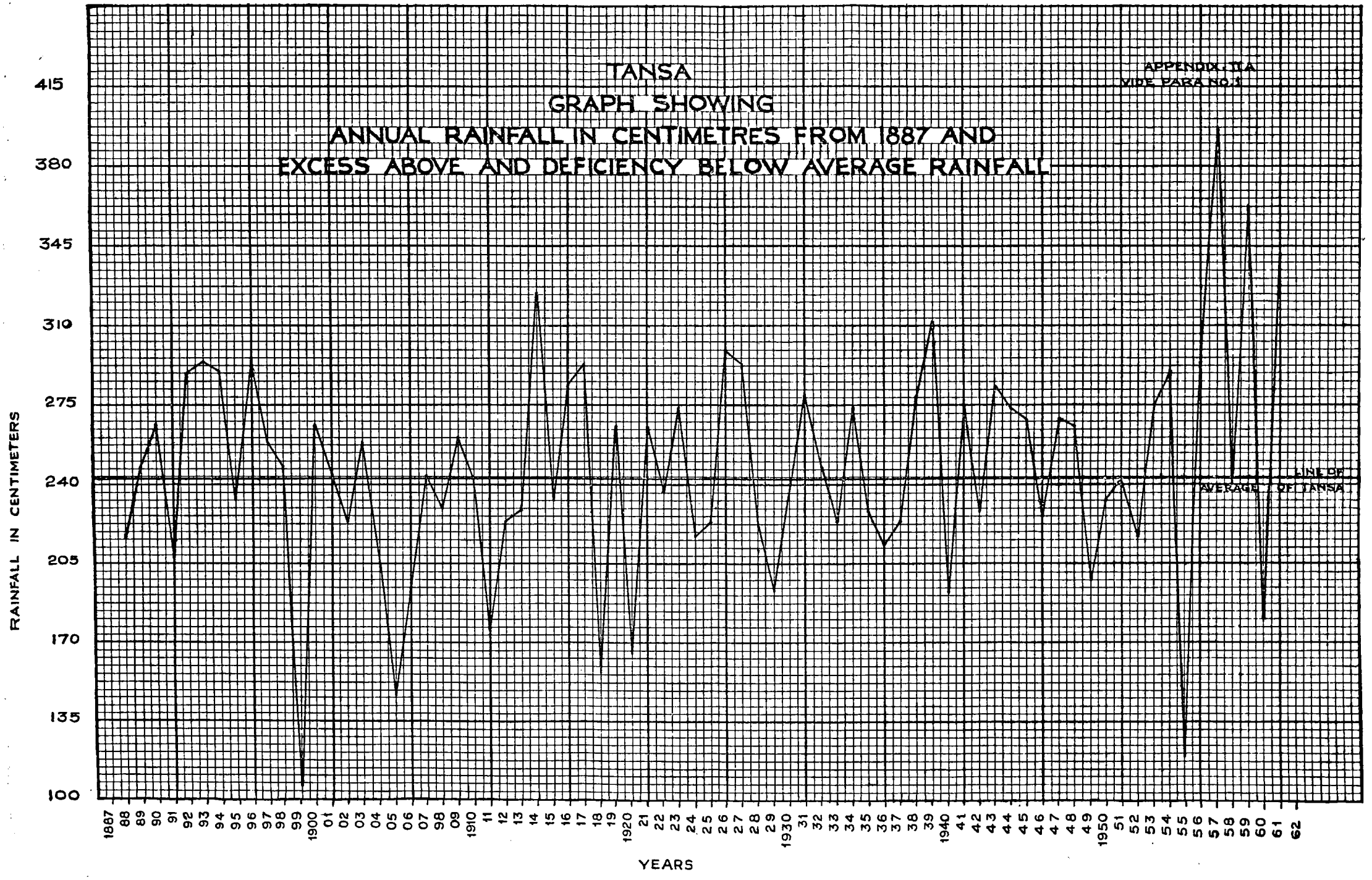

APPENDIX II B
VIDE PARA NO. 1

VEHAR
GRAPH SHOWING
ANNUAL RAINFALL IN CENTIMETRES FROM 1887 AND
EXCESS ABOVE AND DEFICIENCY BELOW AVERAGE RAINFALL

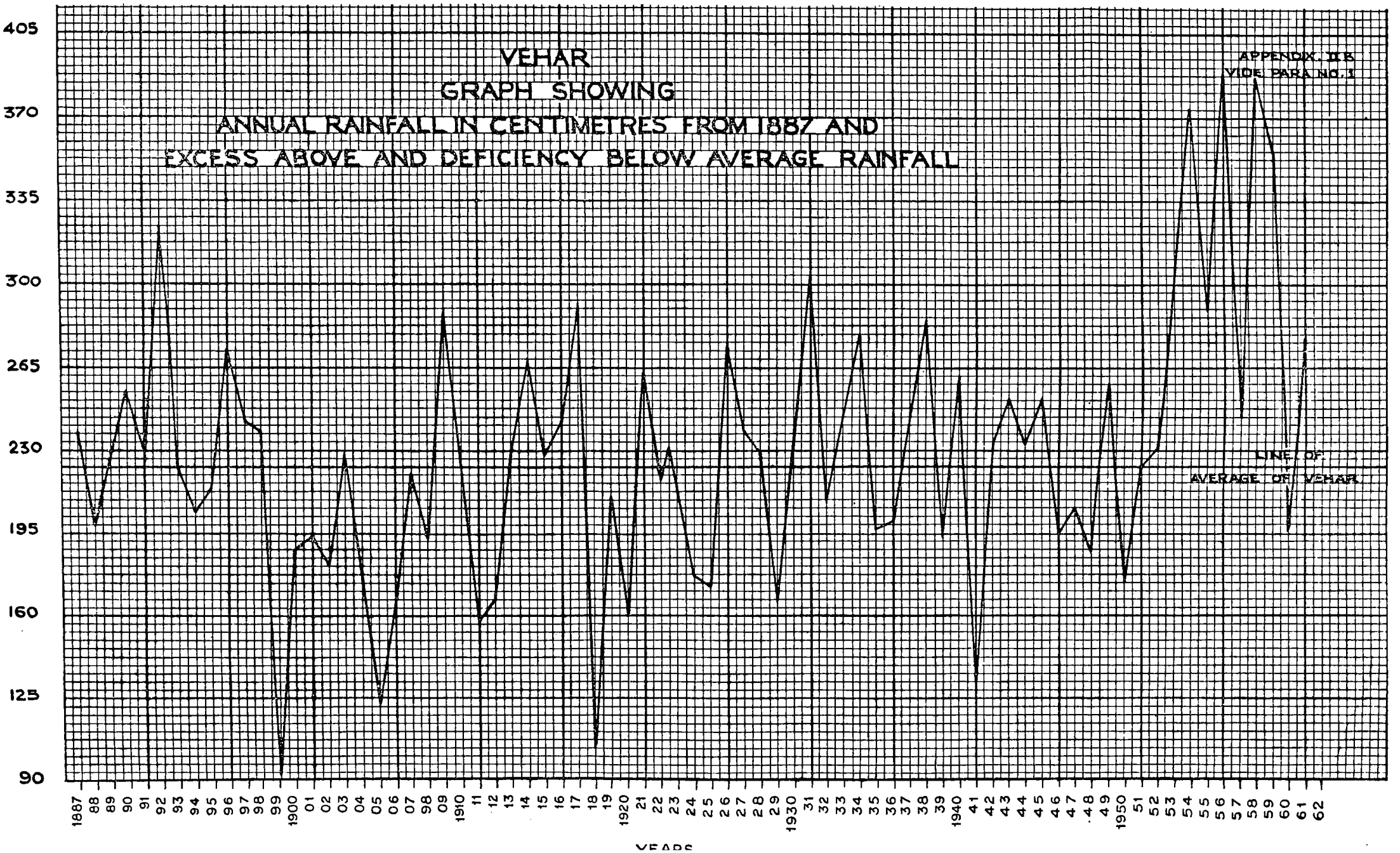

APPENDIX II C
VIDE PARA NO. 1

TULSI

GRAPH SHOWING

ANNUAL RAINFALL IN CENTIMETRES FROM 1887 AND EXCESS ABOVE AND DEFICIENCY BELOW AVERAGE RAINFALL

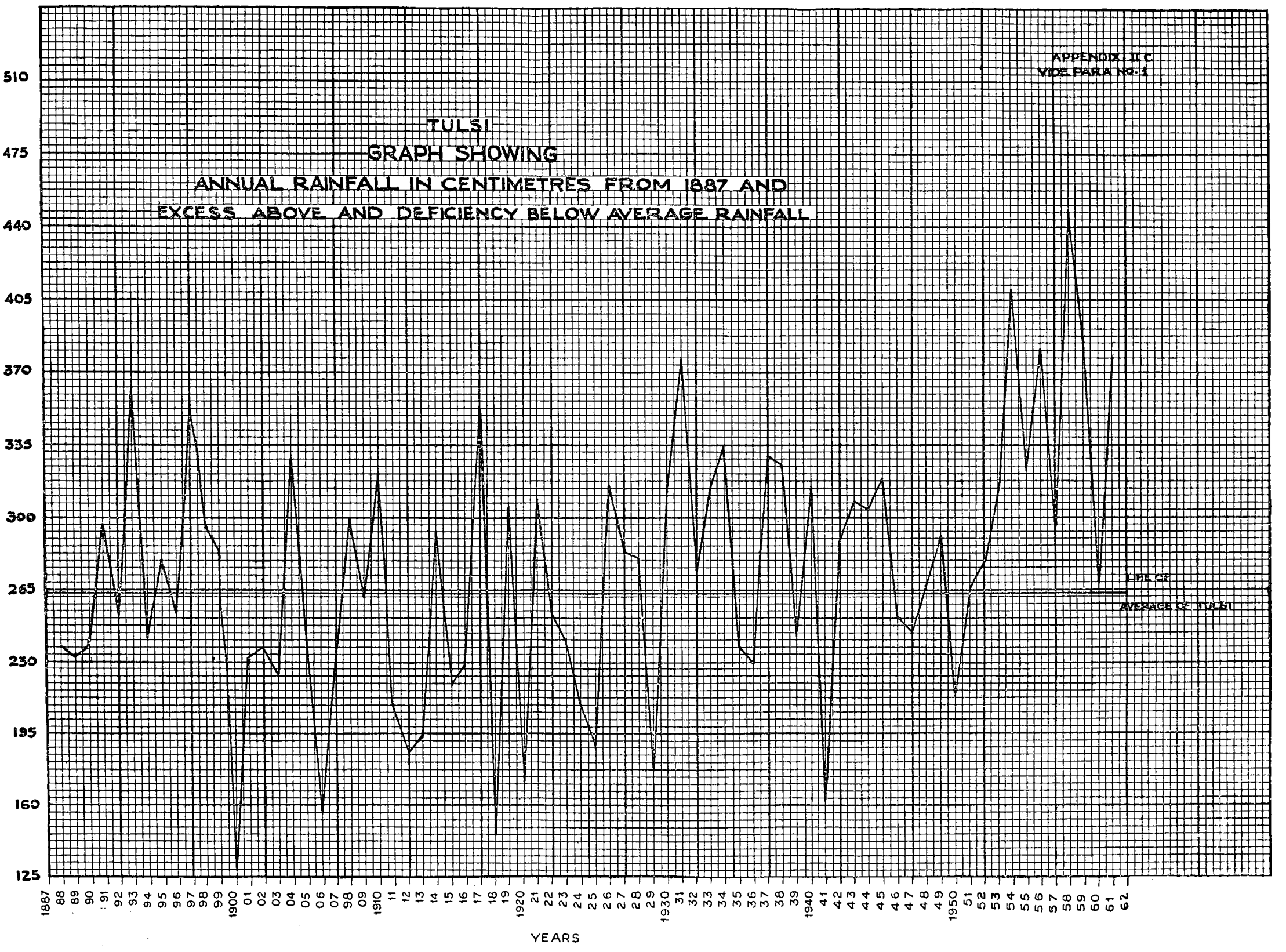

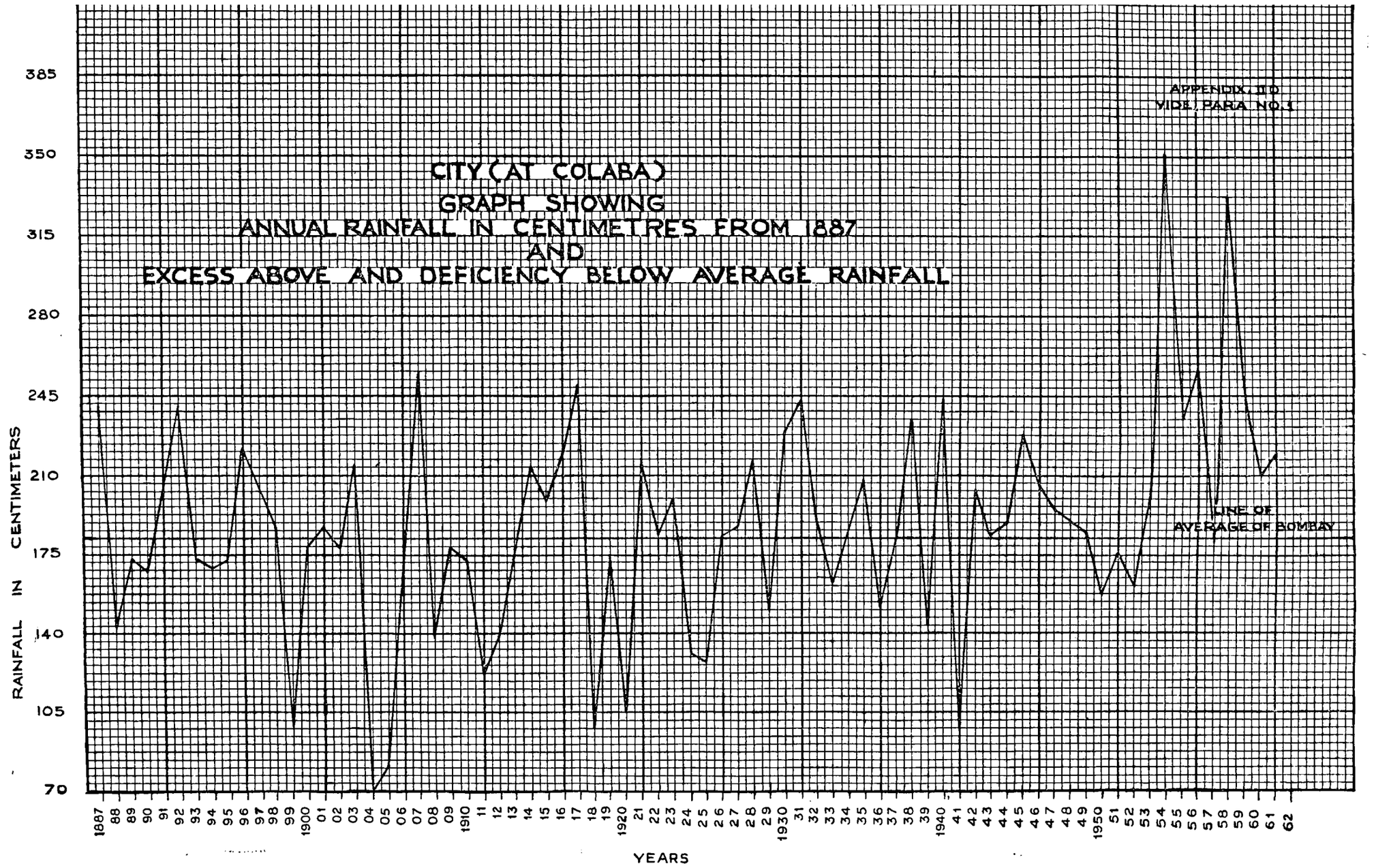
APPENDIX II D
VIDE PARA NO. 1
CITY (AT COLABA)
GRAPH SHOWING
ANNUAL RAINFALL IN CENTIMETRES FROM 1887
AND
EXCESS ABOVE AND DEFICIENCY BELOW AVERAGE RAINFALL
RAINFALL IN CENTIMETERS
385
350
315
280
245
210
175
140
105
70
LINE OF AVERAGE OF BOMBAY
1887 88 89 90 91 92 93 94 95 96 97 98 99 1900 01 02 03 04 05 06 07 08 09 1910 11 12 13 14 15 16 17 18 19 1920 21 22 23 24 25 26 27 28 29 1930 31 32 33 34 35 36 37 38 39 1940 41 42 43 44 45 46 47 48 49 1950 51 52 53 54 55 56 57 58 59 60 61 62
YEARS

APPENDIX II.
VIDE PARA NO. 1

VAITARNA

(GRAPH SHOWING)

ANNUAL RAINFALL IN CENTIMETRES FROM 1949 AND EXCESS ABOVE AND DEFICIENCY BELOW AVERAGE RAINFALL

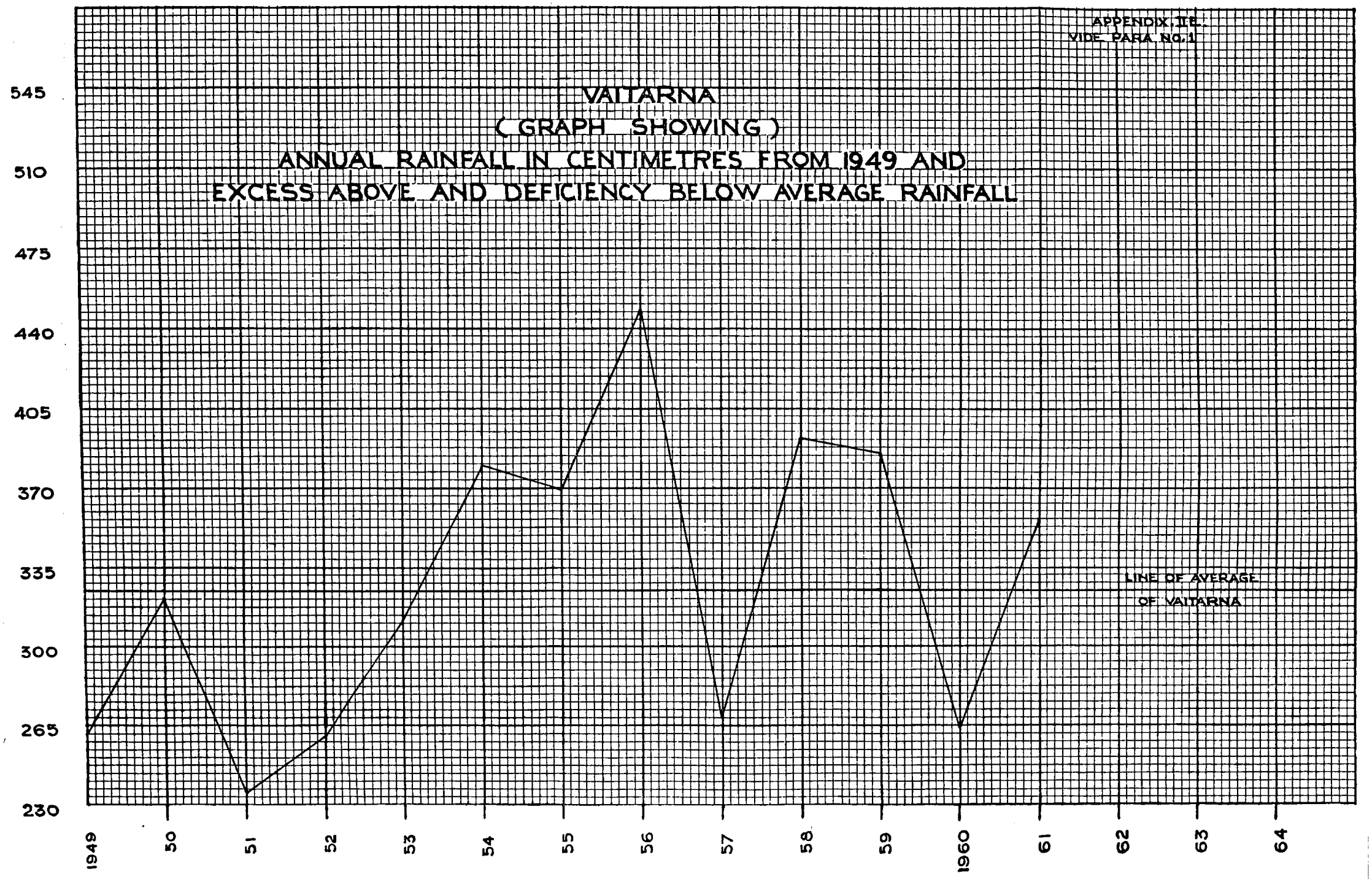

WATER SUPPLY WORKS
OF
THE BOMBAY MUNICIPAL CORPORATION

APPENDIX XII (VIDE PARA No.2)

DRAWING No. HE/1169 19-7-84

Notes:-
2-72" TANSA MAINS ..... SHOWN THUS:-
MASONRY DUCT & SYPHON LINE .....
48" VEHAR MAIN .....
84" TULSI MAIN .....
HORSE SHOE SECTION (13'9"x7'6") TUNNEL .....
TANSA BELNALA ROAD .....
EXISTING ROADS .....
96" VAITARNA MAIN LAID .....
120" DIA. STEEL MAIN .....
LAKES .....

SCALE MILES 1 0 1 2 3 4 5

ARABIAN SEA

BOMBAY
COLABA
MAHARASHTRA RESERVOIR
PROPOSED WORKS
MALABAR HILL RESERVOIR
MAHIM CREEK
MAHIM
BANDRA
SANTACRUZ
VERSOVA
MAHADEV CREEK
DAHISAR CREEK
BASSEIN CREEK
BHAYANDAR
DAHISAR
MALAD
GOREGAON
JOGESHWARI
POWAI
POWAI SYPHON HEAD
VEHAR
VEHAR SYPHON HEAD
TULSI
TULSI SYPHON HEAD
VIHAR
VIHAR SYPHON HEAD
THANE
KANHERI
KANHERI SYPHON HEAD
KANHERI SYPHON HEAD
MULUND
MULUND SYPHON HEAD
BHANDARWADA RESERVOIR
GHATKOPAR
GHATKOPAR SYPHON HEAD
VIKHROLI
VIKHROLI SYPHON HEAD
PARSIK
MUMBRA
KALWA
KALWA SYPHON HEAD
GLASS HOUSE
BHIWANDI
BHIWANDI SYPHON HEAD
KHALI
KHALI SYPHON HEAD
POGAON
POGAON SYPHON HEAD
96" VAITARNA MAIN
KHALING SYPHON HEAD
KHALING
KHALING SYPHON HEAD
KHALING SYPHON HEAD
KHALING SYPHON HEAD

APPENDIX IV

(Vide PARA No. 4)

Supply Statistics (1961-62.)

(1) Quantity of water supplied to the Greater Bombay during the year in Mega Litres.	3,39,453.03	(74,549.12 m.g.)
(2) Quantity of water supplied to the City proper during the year in Mega Litres ...	2,68,618.14	(59,166.99 m.g.)
(3) Quantity of water supplied to the Greater Bombay during the previous year in Mega Litres.	3,33,817.10	(73,527.99 m.g.)
(4) Increase over the previous year's supply in Greater Bombay in Mega Litres ...	329.59	(72.50 m.g.)
(5) Quantity of water supplied to Thana Municipality, Nowpada and Kopri Colony in Mega Litres not included in Item No. 1 above	2,959.40	(651.85 m.g.)
(6) Total quantity of water supplied to all concerns outside the limits of Greater Bombay in Mega Litres including Item No. 5 above	5,040.10	(1,110.15 m.g.)
(7) Average dialy supply during the year to City proper in Mega Litres	735.94	(161.90 m.g.
(8) Average daily supply during the year to Greater Bombay in Mega Litres ...	915.47	(201.40 m.g.)
(9) Average dialy supply during the previous year to Greater Bombay in Mega Litres.	914.56	(201.20 m.g.)
(10) Increase over previous year's average daily supply to Greater Bombay in Mega Liters	0.91	(0.20 m.g.)
(11) Population of the City as per Census Report of 1961	27,71,933	
(12) Population of the Suburbs as per Census Report of 1961	10,36,585	
(13) Population of the Extended Suburbs as per Census Report of 1961	3,43,538	
(14) Population of Greater Bombay as per Census Report of 1961	41,52,056	
(15) The maximum supply per day during the year on 15th December 1961 in Mega Litres	961.92	(215.10 m.g.)
(16) The minimum total supply per day during the year on 4th December 1961 in Mega Litres	677.80	(149.10. m.g.)
(17) Total quantity of water conveyed by the two 72" and 96" mains during the year in Mega Litres	2,93,899.94	(64.735.66 m.g.)
(18) Total quantity of water transferred from Duct to Vehar in Mega Litres... ...	2,601.32	(572.99 m.g.)
(19) Total quantity of water transferred from Vaitarna to Tansa in Mega Litres ...	1,14,834.58	(25,260.79 m.g.)
(20) Average quantity of water conveyed daily by the two 72" and 96" mains in Mega Litres	805.20	(177.15 m.g.)
(21) Total quantity of water conveyed by the Duct during the year in Mega Litres ...	35,288.46	(7,772.78 m.g.)
(22) Average quantity of water conveyed daily by the Duct in Mega Litres	96.68	(21.25 m.g.)
(23) Total quantity of water conveyed by the 48" Vehar main during the year from Vehar Lake in Mega Litres	34,615.66	(7,624.59 m.g.)
(24) Average quantity of water conveyed by the 48" Vehar main from Vehar Lake in Mega Litres	94.83	(20.85 m.g.)
(25) Total quality of water conveyed by the 24" Tulsi main during the year in Mega Litres	5,722.45	(1,260.47 m.g.)
(26) Average quantity of water conveyed dialy by the 24" Tulsi main during the year in Mega Litres	15.67	(3.45 m.g.)
(27) Quantity of water supplied for domestic purposes during the year to the City in Mega Litres	1,73,817.56	(38,283.70 m.g.)
(28) Quantity of water supplied for domestic purposes during the year to the Suburbs in Mega Litres	32,076.57	(7,065.32 m.g.)
(29) Quantity of water supplied for domestic purposes during the year to the Extended Suburbs in Mega Litres	4,641.19	(1,022.28 m.g.)
(30) Quanitity of water supplied for domestic purposes during the year to Greater Bombay in Mega Litres	2,10,525.76	(46,371.29 m.g.)
(31) Average quantity of water supplied for domestic purposes per head per day to the the City in Litres	171.72	(37.80 gallons)
(32) Average quantity of water supplied for domestic purposes per head per day to the Suburbs in Litres	84.89	(18.60 gallons)
(33) Average quantity of water supplied for domestic purposes per head per day to the - the Extended Suburbs in Litres	37.08	(8.20 gallons)
(34) Average quantity of water supplied for domestic purposes per head per day to Greater Bombay in Litres	138.96	(30.55 gallons)
(35) Average daily supply for all purposes per head per day to the City in Litres ...	265.47	(58.40 gallons)
(36) Average dialy supply for all purposes per head per day to the Suburbs in Litres ...	157.24	(34.60 gallons)
(37) Average daily supply for all purposes per head per day to the Extended Suburbs in Litres	90.23	(19.85 gallons
(38) Average daily suppay for all purposes per head per day to the Greater Bombay in Litres	223.98	(49.25 gallons)
(39) Percentage of water supplied for domestic purposes to total supply in Greater Bombay...	61.99	
(40) Percentage of water supplied for other purposes to total supply in Greater Bombay	38.01	

APPENDDIX V (*Vide* Para No. 4)

Statement showing the quantity of Municipal water used for different purposes during the year 1961-62 :—

Serial No.	Particulrs.	Quantity in Mega Litres.	Quantity in Million Gallons.	Percentage.	Remarks.
1	Milch Cattle Stables ...	71.90	15.85	0.026	Metered.
2	Other Stables ...	80.47	17.68	0.290	,,
3	Textile Mills ...	22,024.51	4,850.00	8.291	,,
4	Dyeing Printing and Bleaching Mills ...	2,671.42	586.55	0.950	,,
5	Gymkhanas Playgrounds, etc. ...	419.20	91.35	0.156	,,
6	Race Course ...	143.12	31.55	0.053	,,
7	Industries @ Rs. 2.70 ...	2,532.94	557.21	1.552	,,
8	Industries @ Rs. 3.30 ...	4,198.10	924.63	0.940	,,
9	Industries @ Rs. 3.80 ...	597.07	132.00	0.222	,,
10	Laundries and Dhobighats ...	1,072.57	235.85	0.360	,,
11	Lodging and Boarding Houses ...	505.92	111.20	0.188	,,
12	Hotels ...	718.69	158.26	0.287	,,
13	Restaurants ...	2,666.47	857.52	0.952	,,
14	Flour Mills ...	83.97	18.51	0.031	,,
15	Private Hospitals ...	240.32	52.93	0.089	,,
16	Railways ...	5,355.38	1:180.00	2.070	,,
17	Bombay Port Trust (Departmental) ...	6,028.36	1,328.50	2.332	,,
18	Bombay Port Trust (Non-Departmental)	1,577.54	343.85	0.638	,,
19	Private Markets ...	240.32	52.93	0.099	,,
20	Bakeries ...	97.28	21.42	0.046	,,
21	B. E. S. & T. Undertaking Properties	443.23	97.58	0.175	,,
22	Municipal Dhobighats ...	494.80	108.80	0.190	,,
23	Cultivating Lands ...	5.12	1.12	0.005	,,
24	Construction Works (Metered) ...	306.13	67.35	0.120	
25	Construction Works (Unmetered) ...	1,322.76	297.56	0.422	Unmetered.
	Total supply for non Domestic Purposes	53,895.59	12,148.20	20.218	
26	Fire Purposes ...	10.75	2.38	0.004	Unmetered.
27	Municipal Construction Works ...	55.19	12.15	0.020	,,
28	Road Watering and Cleaning and Flushing Gullies ...	546.66	120.30	0.204	,,
	Total supply for Public Purposes ...	54,508.19	12,283.03	20.446	
29	Domestic Supply to City—				
	(*a*) Metered including residential quarters of Mills, Govt. Properties, B. E. S. & T., B, P. T. ,etc. ...	35,626.97	38,215.00	64.454	Per capita consumption for domestic purposes is 171.79 litres. (37.83 gallons) per head per day.
	(*b*) Metered supply to City Bungalows with gardens ...	97.89			
	(*c*) Unmetered ...	1,38,092.39			
30	Leakage (Estimated) ...	40,292.70	8,862.50	15.100	
	Total quantity of water supplied to the City ...	2,68,618.14	59,360.53	100.000	
	Suburbs : Percentage				
	(*a*) Domestic (32,076.57 Ml. : 7,065.32 m.g.) 53.83	50,676.20	11,162.15	85.05	Per capita consumption for domestic Purposes is 84,89 Litres (18.60 Gallons) per head per day.
	(*b*) Non-Domestic (18,599.63 Ml. : 4,096.83 Mg.) 31.22				
	(*c*) Unaccountable loss such as leakages, bursts, dewatering of mains during Construction and repairs work, unauthorised use of fire-hydrants and fire-fighting ...	8,915.12	1,963.68	14.95	
	Total quantity of water supplied to Suburbs ...	59,591.32	13,125.83	100.00	
	Extended Suburbs :				
	(*a*) Domestic (4,641.19 Ml. : 1,022.28 m.g. : 41.64 percent.) ...	9,798.97	2,158.35	87.91	Per capita consumption for domestic purposes is 37.08 Litres (8.20 gallons) per head per day.
	(*b*) Non-deomestic (5,157.78 Ml. : 1,136.07 m.g. : 46.27 per cent.) ...				
	(*c*) Unaccountable loss such as leakages, bursts, dewatering of mains during construction and repairs works, unauthorised use of fire-hydrants and fire-fighting ...	1,348.48	297.02	12.09	
	Total quantity of water supplied to Extended Suburbs ...	11,147.45	2,455.37	100.00	
	Grant Total ...	3,39,453.03	74,769.38	...	

Note :—The total quantity of water supplied to the City, Suburbs and Extended Suburbs, *i.e.* Greater Bombay was 3,39,453.03 Megalitres (74,769.38 Million Gallons).

APPENDIX IV A
(VIDE PARA No. 4)

SUPPLY STATISTICS FOR THE CITY

AVERAGE SUPPLY PER HEAD PER DAY

(a) FOR ALL PURPOSES

(b) FOR DOMESTIC PURPOSES

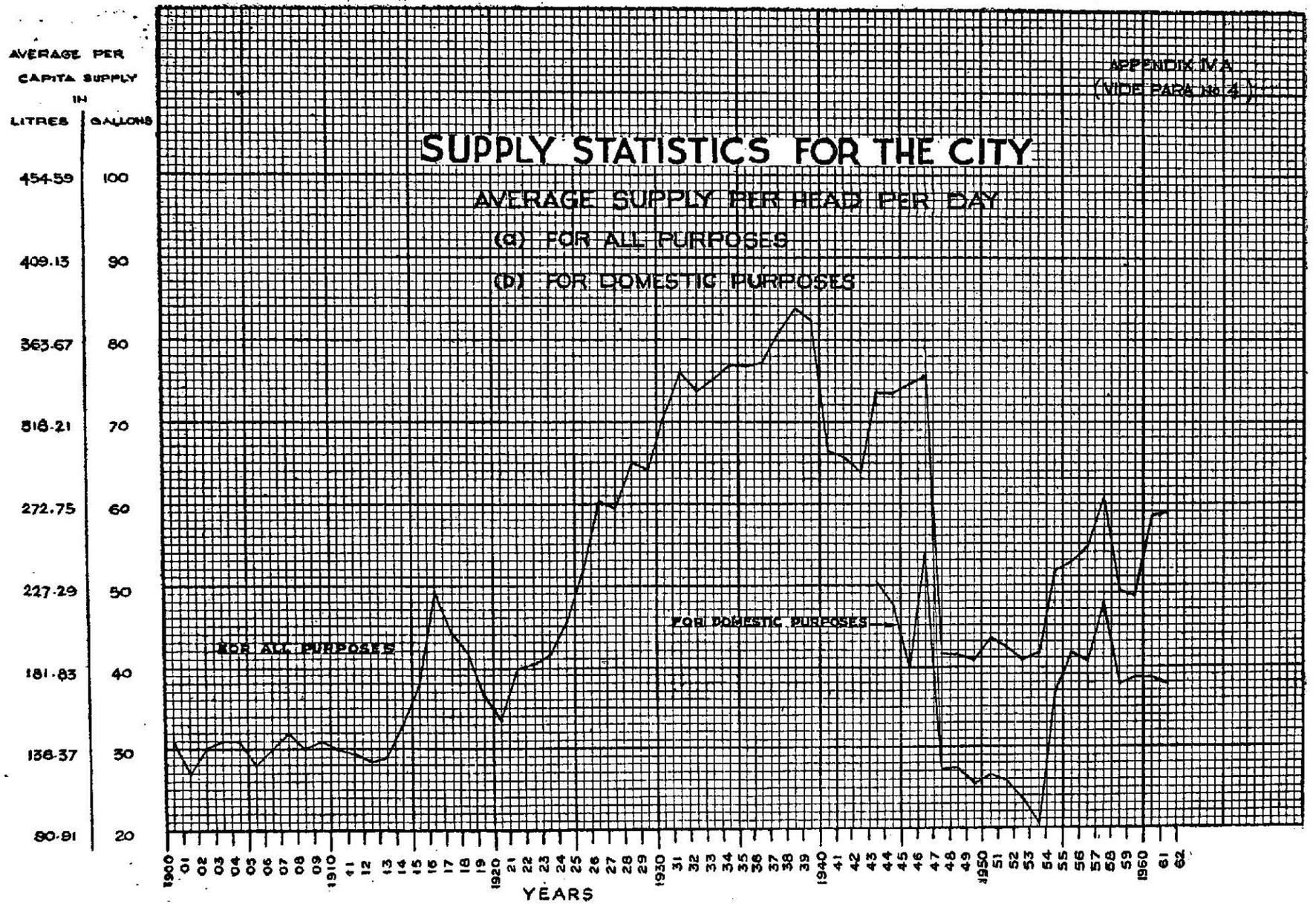

APPENDIX IV B
(VIDE PARA No. 4)

SUPPLY STATISTICS FOR THE CITY

AVERAGE SUPPLY PER DAY

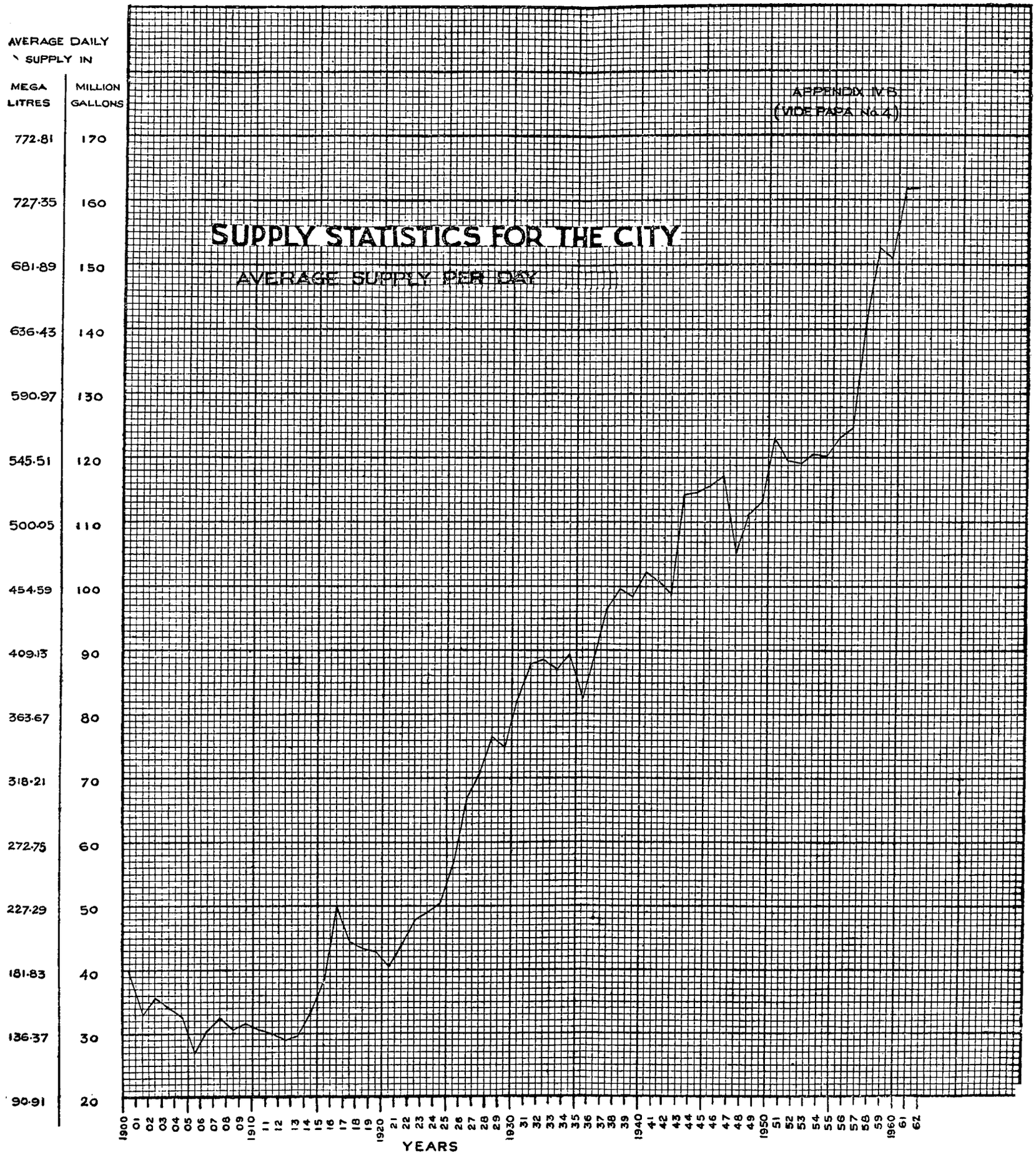

APPENDIX VI (*Vide* Para. No. 6a)

Details of the Hydraulic Gates in the Head Works Division :—

Place.	Where fitted.	Nos.	Type.	Size.	Max. head of operation.
Vaitarna ..	Spillway ..	4	Tainter gates (electrically operated).	40′×26′	26.5 ft.
Do. ..	Do. ..	4	Tainter gates (Bouyancy operated).	Do.	25.40 ft.
Do. ..	Under Sluices ..	2	Stoney gates (main).	15′-6″× 6′-6″	167′-0″
Do. ..	Do. ..	1	Circulating rollers type.	19′-6″× 6′-6″	Balance load operation.
Do. ..	Intake Tower ..	1	Stoney gate.	13′-0″× 6′-6″	Do.
Do. ..	Do. ..	1	Circulating rollers type.	16′-6″× 6′-5½″	Balance load operation.
Belnalla ..	Bifurcation chamber...	2	Do. ..	13′-1½″× 7′-6″	Do.
Tansa.	Automatic Shutters (with concrete counterweights) spillway.	38	Automatic shutters.	50′×4′	4 ft.

APPENDIX VII (*Vide* Para No. 6c)

Details of the Plants, Machinery and Tools in the Head Works Division :—

Serial No.	Category.	Vaitarna Nos.	Tansa Nos.
1	Petrol Truck ..	1	..
2	Jeep ..	1	..
3	Tunnel Inspection Vehicle ..	1	..
4	Garage Compressor ..	1	..
5	Portable Welding Transformer ..	1	..
6	Out Board Petrol Engines ..	2	1
7	Inboard Diesel Engine ..	..	1
8	Chlorination and Filteration Plant ..	1	..
9	Motor Cycle ..	1	..
10	Electrically driven pumping units ..	5	..
11	Diesel driven pumping unit ..	..	1
12	Work-shop ..	1	1
13	Power House ..	1	1
14	110 Volts D. C. Diesel Generating Set ..	..	1 Transferred
15	G. M. C. Diesel Generating set ..	..	1 to Asstt. En-
16	G. M. C. Road Roller (Diesel) ..	1	.. gineer Duct
17	Control Tower ..	1	... Renovation.

APPENDIX VIII (*Vide* Para No. 6e& 7(*d.*)

Particulars of Structures maintained by Head Works Division :—

Category.	VAITARNA.			TANSA.	
	Permanent.	Semi-Permanent	G. I. Sheets Chawls.	Permanent.	Karvi Chawls.
Office Buildings		3	4	2	..
Bungalows		4	..	3	..
Health Resort Quarters		10	..	..	..
Staff Quarters		29	5	9	9
Garage and Work-shop		..	1	2	..
Power House ..	1	..	..	2	..
Control Tower ..	1	..	..	..	..
Pump House ..	1	..	..	1	..
Intake Tower ...	1	...	...	...	...
Bifurcation Chamber ...	1	..	..	..	..
Miscellaneous ..	..	8	3	13	..
	5	54	13	32	9
		72			

APPENDIX IX (*Vide* Para No. 7b & 10)

Statistics of trunk mains, embankments, culverts and bridges etc.:—

	Head Works Division.				Outside City Division.		Total.	
	Vaitarna.		Tansa.					
	Kilometres	(Miles)	Kilometres	(Miles)	Kilometres	(Miles)	Kilometres	(Miles)
1. Length of steel mains ..	0.20	(0.19)	48.28	(30.00)	223.70	(139.00)	271.98	(169.19)
2. Length of C.I. Mains ..	..		...		77.65	(48.25)	77.65	48.25
3. Length of masonry duct..	..		12.06	(7.50)	25.34	(15.75)	37.40	23.25
4. Length of tunnels ..	6.22	(3.88)	3.04	(1.89)	3.15	1.97	12.41	7.74
5. Length of embankment..	..		16.09	(10.00)	173.80	108.00	189.89	118.00
6. Length of trolley track ..	..		16.09	(10.00)	115.06	71.50	131.15	81.50
7. Bridges and Culverts ..	2 Nos.		54 Nos.		309 Nos.		365 Nos.	

APPENDIX X (*Vide* Para No. 15).

Plants, Machinery and Tools in the Outside City Division.

(1) Petrol driven motor trolley	...	12 Nos.
(2) Diesel Locomotives	...	2 Nos.
(3) Petrol Truck	...	1 No.
(4) Jeep	...	1 No.
(5) Portable Arc Welding Sets	...	3 Nos.
(6) Portable Compressor Units	...	1 Nos.
(7) Portable Welding Transformer	...	1 No.
(8) Portable 6" Pumping Unit	...	1 No.
(9) Portable 2" Pumping Unit	...	2 No.
(10) Portable Concrete Mixer	...	3 Nos.
(11) 110 Volts D. C. Generating Set at Vehar.	...	1 No.
(12) Outboard Petrol Engine	...	5 Nos.
(13) Venturi Meters A. M. Type	...	10 Nos.
(14) Inboard Petrol Engines	...	1 No.
(15) Pump House, at Vehar	...	1 No.
(16) Chlorination Plant	...	3 Nos.
(17) Portable Lighting Set	...	1 No.

APPENDIX XI (*Vide* Para No. 17).

Particulars of Structures maintained in the Outside City Division.

		Nos.
(1) Inspectors' Bungalows, and Pavilions etc.	...	14
(2) Staff Quarters	...	11
(3) Labour Chawls	...	54
( ) Office Buildings	...	3
(5) Cabins	...	6
(6) Sluice Houses	...	19
(7) Stores and Workshops	...	39
(8) Venturi Houses	...	4
(9) Chlorination Plants	...	3
(10) Filtration House	...	1
(11) Pump and Engine Houses	...	6
(12) Garages	...	9
(13) Linemen's and Watchmen's Cabins	...	27
(14) Welfare Centre at Cross Connection	...	1
Total	...	197

APPENDIX XII

(Vide Para No. 26).

List of Bursts during 1961-62.

Serial No.	Size of Main.	Locality.	Date.
1	4"	389, Lamington Road	5-4-1961
2	12"	48, Colaba Causeway	6-4-1961
3	3"	Do.	6-4-1961
4	3"	Warden Road	7-4-1961
5	4"	Lamington Road junction Tribhuvan Road	13-4-1961
6	3"	654, Girgaum Road	13-4-1961
7	4"	Lamington Road	15-4-1961
8	3"	72, Peddar Road	22-4-1961
9	6"	Malabar Hill Control Station	24-4-1961
10	5"	Khetwadi 3rd Lane	27-4-1961
11	6"	Lamington Road Junction Vithalbhai Patel Road	10-5-1961
12	4"	Lamington Road Juncton Tribhuvan Road	12-5-1961
13	3"	Nesbit Road	13-5-1961
14	3"	Little Gibbas Road	18-5-1961
15	3"	Nesbit Road	19-5-1961
16	6"	281, Lamington Road	23-5-1961
17	9"	Cuffe Parade Road	27-5-1961
18	6"	Sheikh Memon Street	30-5-1961
19	3"	359, Grant Road	2-6-1961
20	4"	389, Lamington Road	5-6-1961
21	9"	Vithalbhai Patel Road	5-6-1961
22	3"	Nesbit Road	6-6-1961
23	3"	C. P. Tank Road Junction Ardeshir Dady Strret	8-6-1961
24	3"	Carnac Road	9-6-1961
25	9"	Reay Road Junction Connaught Road	12-6-1961
26	6"	Anant Wadi	14-6-1961
27	7"	Nesbit Road	17-6-1961
28	15"	Mount Road	22-6-1961
29	6"	Dr. Annie Besant Road	23-6-1961
30	7"	Nesbit Road	28-6-1961
31	32"	Sion Koliwada	28-6-1961
32	3"	Kalbadevi Road Junction Ebrahim Rahimtulla Road	4-7-1961
33	4"	Cadell Road	18-7-1961
34	4"	Dharavi Road	29-7-1961
35	5"	Imamwada Municipal School	4-8-1961
36	6"	Popat Wadi	10-8-1961
37	5"	Duncan Road	18-8-1961
38	5"	Duncan Road	29-8-1961
39	3"	Bapu Khote Street	23-9-1961
40	3"	Frere Road	26-9-1961
41	8"	Colaba Causeway	27-9-1961
42	3"	Government Gate Road	29-9-1961
43	3"	24, Forjett Street	6-10-1961
44	3"	Futka Tank	4-11-1961
45	24"	335, Sardar Vallabhai Patel Road	15-11-1961
46	24"	Haines Road	18-11-1961
47	9"	Dr. Ambedkar Road	18-11-1961
48	18"	Tardeo Road Junction Falkland Road	20-11-1961
49	4"	Gokhale Road (South)	28-11-1961
50	6"	Khetwadi Back, Road	6-12-1961
51	6"	Khetwadi Back Road Junction 7th Lane	7-12-1961
52	3"	776, Worli	9-12-1961
53	9"	Bhandar Gully	11-12-1961
54	5"	Wodehouse Road	11-12-1961
55	6"	Sewri Oil Depot	13-12-1961
56	6"	Tilak Road	18-12-1961
57	3"	Falkland Road	23-12-1961
58	3"	North Brooke Street	23-12-1961
59	3"	91, Dr. Maheshwari Road	30-12-1961
60	3"	129, Babula Tank Road	2-1-1962
61	8"	Mazagaon Pier	5-1-1962
62	3"	Globe Mill Passage	10-1-1962
63	5"	Sion Hospital	10-1-1962
64	3"	66, Walkeshwar Road	11-1-1962
65	4"	Clerk Road	13-1-1962
66	3"	North Brooke Street	16-1-1962
67	3"	North Brooke Street	17-1-1962
68	12"	Dr. Annie Besant Road	17-1-1962
69	8"	Khushru Baug	17-1-1962
70	3"	Naigaum Spring Mill	19-1-1962
71	3"	Cooper Street	19-1-1962

Serial No.	Size of Main.	Locality.	Date.
72	3″	64, Walkeshwar Road	22-1-1962
73	3″	46-F, Warden Road	25-1-1962
74	9″	Arthur Road	27-1-1962
75	3″	151, Vithalbhai Patel Road	2-2-1962
76	6″	Cotton Depot	3-2-1962
77	4″	Arthur Road	6-2-1962
78	5″	Vithalbhai Patel Road	7-2-1962
79	3″	Reay Road	12-2-1962
80	3″	Reay Road	13-2-1962
81	4″	Arthur Road	15-2-1962
82	9″	Cotton Depot	16-2-1962
83	48″	Flank Road, Sion	19-2-1962
84	9″	Arthur Road, Lal Baug	22-2-1962
85	4″	Arthur Road	23-2-1962
86	4″	Arthur Road	24-2-1962
87	4″	Elphinstone Road Junction T. P. Road	25-2-1962
88	4″	Arthur Road	26-2-1962
89	3″	Naigaum Road	26-2-1962
90	3″	Arthur Road	1-3-1962
91	4″	Peddar Road	4-3-1962
92	3″	Jacob Circle	7-3-1962
93	5″	Bhandari Street	13-3-1962
94	3″	Girgoum Road	25-3-1962
95	12″	Warden Rood	27-3-1962
96	4″	Victoria Garden Road	30-3-1962

APPENDIX XIIIA (*vide Para. No.* 28)

Details of consumers' Pipes Cleaned in F Ward during the year 1961-62 :—

Size of Connections.	No. of Connections cleaned.	Length of pipes cleaned in metres
½″ (13 mm.)	149	11,421
¾″ (20 mm.)	301	15,009
1″ (25 mm.)	115	6,001
1¼″ (32 mm.)	48	1,896
1½″ (38 mm.)	9	430
2″ (50 mm.)	2	232
Total ...	624	34,989 (1,14,763.92Ft)

APPENDIX XIII-B (*vide para. No.* 28)

Deatails of Communicating Pipes cleaned in F Ward during the year 1961-62 :—

Size of Connections.	No. of Connections.		
	Full of Shells Mossa nd Incurstation.	Connections found broken	Total
1/2″ (13 mm.)	741	32	773
3/4″ (20 mm.)	1,507	51	1,558
1″ (25 mm.)	799	14	813
1¼ (32 mm.)	245	3	248
1″ (38 mm.)	132	3	135
2″ (50 mm.)	15	2	17
Total ...	3,439	105	3,544

APPENDIX XIV (*vide para. No.* 36)

Particulars of Municipal meters in the City 1961-62 :—

Size of meters.	Nos.
1/2″ (13 mm.)	6,238
¾″ (20 mm.)	2,624
1″ (25 mm.)	1,855
1½″ (38 mm.)	1,472
2″ (50 mm.)	1,302
3″ (76 mm.)	364
4″ (102 mm.)	302
6″ (153 mm.)	74
8″ (203 mm.)	59
12″ (305 mm.)	4
Total :	14,294

APPENDIX XV. (*Vide* PARA 41).

New Works.

(1) 72" Venturi Meter on 72" Vaitarna Inlet at Mahim was installed.

(2) 30" Electrically operated Sluice Valve in place of 32" Double Gate hand operated Sluice Valve on the 32 Nesbit Road Outlet from Compartment No. I at Bhandarwada Hill Reservoir was installed.

(3) 32" Electrically operated Sluice Valve was installed in place of 32" Double Gate' hand operated Sluice Valve on 32" Nesbit Road Outlet from Compartment No. II at Bhandarwada Hill Reservoir.

(4) 60 H.P. Motor Driven Pump was installed at Parel Pump House.

(5) Electrically operated Level Recorders were installed on Compartment No. I and III at Bhandarwada Hill Reservoir.

(6) 5 Nos. Decon Meter removed from water mains in 'C' Ward.

(7) 6" main shifted at Bapu Khote Street.

(8) Providing Shed at Parel Pump House.

(9) Providing storage tank at Victoria Cross Lane Maternity Hospital.

(10) Providing temporary sheds on stand pipes in Parel Village : 3 Nos.

(11) Providing new cabin at Dagadi Building, Bhoiwada for Electric Pump.

(12) Providing W.C. and Bathroom at Hughes Road.

(13) Covering the Open Channel drain at Malabar Hill Reservoir slopes.

(14) Providing cabin for Wireless Station at Malabar Hill Reservoir.

(15) Providing cabin for Electrical materials at Bhandarwada Hill Resrvoir.

(16) Providing six new W.C.s at Maintenance Yard, DeLisle Road.

(17) Renovating W.C. at G/South Labour Chawl, DeLisle Road.

(18) Renovating W.C. at Babula Tank.

(19) Providing storage tank at Municipal School with downtake and direct tap at Shetye Market, Govindj Kini Road.

(20) Providing tanks at Kesarwadi (in progress).

(21) Providing separate taps in each room in Municipal Chawls at Love Lane.

(22) Providing separate tap in each room at Nagpada Municipal Chawls.

(23) Demolition of Fountain near China Mills , Tokersi Jivraji Road.

(24) Demolition of Fountain at Lady Jamshedji Road, near Shirin Mansion.

APPENDIX XVII.—(*Vide Para No. 45*).

Hours of Supply in different localities

(All timings indicated in Indian Standard Time).

Serial No.	Locality.	Wards.	Hours of Supply.
1	Fort and Colaba Areas	A	4-00 A.M. to 6-45 A.M. 8-00 P.M. to 10-00 P.M
	Partial Supply		6-30 P.M. to 8-00 P.M.
2	Dongri	B(part)	4-00 A.M. to 7-30 A.M. 7-00 P.M. to 10-00 P.M.
3	Areas served by the Malabar Hill (except Colaba, Fort), B, C Wards and Bhandarwada Hill Reservoir except Dongri, Mazgaon and Nesbit Road	B, C and part D and E Wards.	4-30 A.M. to 7-30 A.M. 7-30 P.M. to 9-45 P.M.
4	Siri Road and part of Walkeshwar Road	D (part)	5-00 A.M. to 10-00 A.M. 6-00 P.M. to 10-00 P.M.
5	Gibbs Road' Ridge Road, Napean Road. (Partial Supply) ...	Do.	5-00 P.M. to 7-30 P.M. 10-00 P.M. to 7-30 A.M.
6	Walkeshwar Road, Banganga Road, Mount Pleasant Road,... Winter Road, Harkness Road.	Do.	7-30 A.M. to 7-30 P.M. 11-00 P.M. to 7-30 A.M.
7	Gowalia Tank, Raghavji Road and Forjett Hill Road.	Do.	4-30 A.M. to 10-30 A.M. 6-30 P.M. to 2-30 A.M.
8	Warden Road and Peddar Road.	Do.	6-30 P.M. to 7-30 A.M.
9	Napean Sea Road ... ... (Partial Supply)	Do.	7-00 P.M. to 7-30 A.M. 7-30 A.M. to 11-00 A.M.
10	Mazagaon Area (Pump Supply)	E	4-30 A.M. to 7-30 A.M. 2-00 P.M. to 6-30 P.M.
11	Nesbit Road (Tadwadi and Mazagaon Road).	E	4-00 A.M. to 7-30 A.M. 6-00 P.M. to 9-45 P.M.
12	F/South Ward Elevated Area Golanji Hill Road (Pump Supply) ...	F/South	4-30 A.M. to 8-00 A.M. 5-00 P.M. to 6-00 P.M.
13	Mahadeo Wadi, Kalewadi.	Do.	7-30 P.M. to 9-45 P.M. 4-30 A.M. to 8-00 A.M. 8-00 P.M. to 10-00 P.M.
14	Parel Tank Road (Pump Supply)	Do.	4-30 A.M. to 8-00 A.M. 6-00 P.M. to 7-00 P.M. 7-30 P.M. to 9-45 P.M.
15	F and G (North) Wards (Direct Supply)	F/North G/Nort	4-30 A.M. to 7-30 A.M. 7-30 P.M. to 9-45 P.M.
16	F/North Ward including Sion-Matunga and Sewri-Wadala Estates. ...	F/North	10-00 P.M. to 4-30 A.M.
	Partial Supply	Do.	7-30 P.M. to 10-00 P.M. 4-30 A.M. to 7-30 A.M.
17	G/South Ward (Direct Supply)	G/South	4-30 A.M. to 7-30 A.M. 4-00 P.M. to 6-30 A.M.
18	Worli Sea Face and Pochkhanwala Road (Direct Supply) ...	Do.	6-00 P.M. to 12-00 Midnight. 4-00 A.M. to 7-00 A.M.

ZONES OF WATER SUPPLY

APPENDIX XVI
(VIDE PARA No 43)

1) AREA SERVED BY B.H.R. (GRAVITY) MARKED I
2) AREA SERVED BY B.H.R. (PUMP) " II
3) AREA SERVED BY M.H.R. (GRAVITY) " III
4) AREA SERVED BY M.H.R. (PUMP) " IV
5) AREA SERVED BY PAREL PUMPING STATION " V
6) HIGH LEVEL AREA SERVED BY M.H.R. INLET " VI
7) G WARD DIRECT THROGH 57" WEST MAIN " VII
8) F WARD DIRECT THROUGH VEHAR MAIN " VIII
9) AREA SERVED DIRECT THROGH 48" OLD TANSA MAINS " IX
10) AREA SERVED BY W.H.R. " X

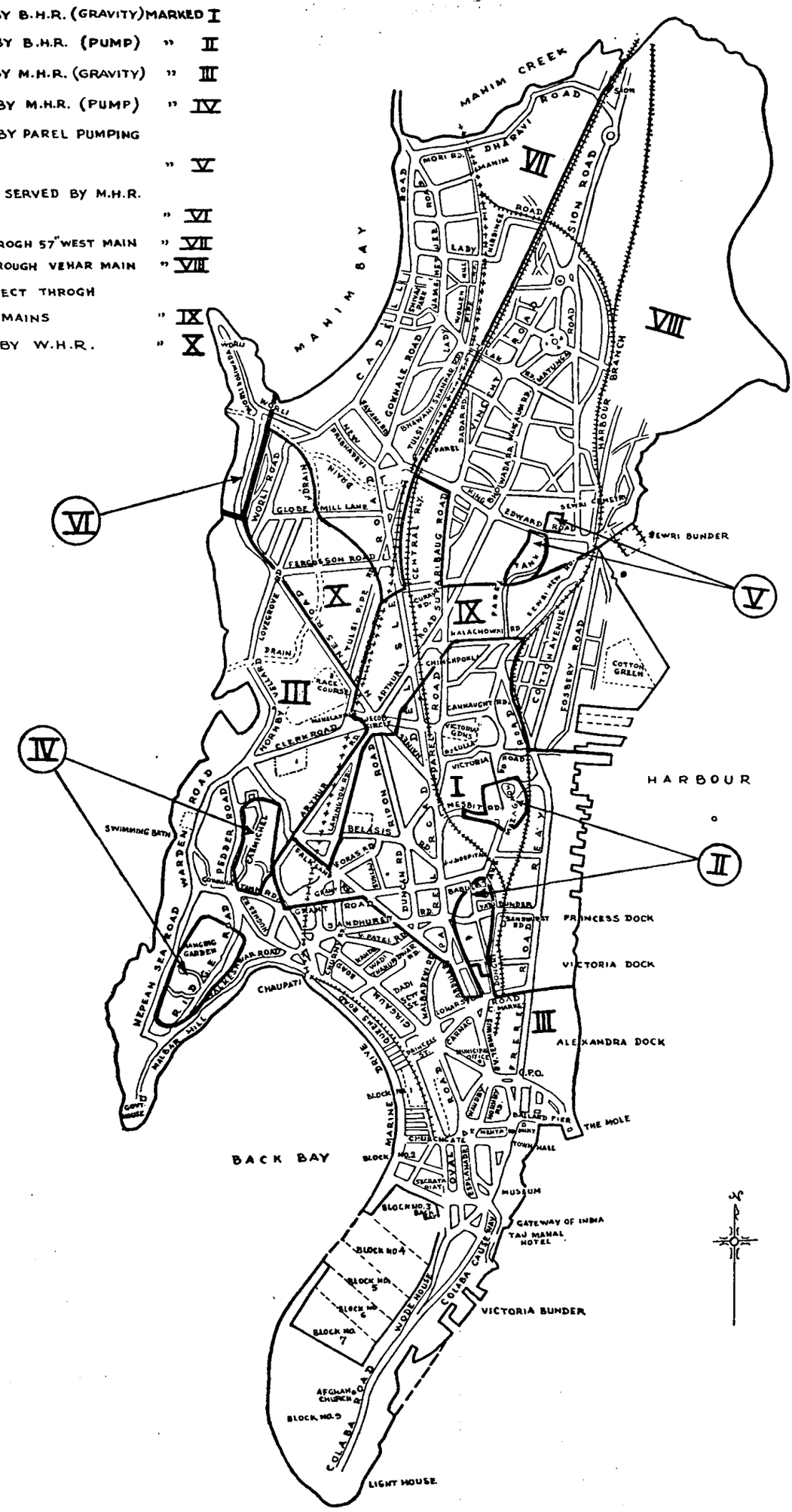

APPENDIX XX. (*Vide* Para. No. 65 (*ii*)

Statement of Water Mains laid during 1961-62. (*Scheduled Works*).

Serial No.	Budget Item No.	Nature of works.	Length of mains laid in Metres of sizes							Remarks.
			3"	4"	6"	9"	12"	18"	48"	
1	2	Providing water mains in Scheme 57, Sewri Wadala	...	...	...	...	124	...	...	Work in progress.
2	12	Laying water mains in Sion-Matunga, Scheme No. 6	...	...	355	...	...	...	...	Do.
3	48	Laying a 9" main behind B. D. D. Chawls Worli	...	...	...	331	...	...	...	Work completed.
4	92	Laying a 6" A. C. Main in Sunder Lane to meet 5' main in Tank Pakhadi Street	...	...	219	...	...	...	...	Do.
5	107	Laying a 6" service main in the footpath portion on side of Peddar Road ...	...	...	841	...	...	...	...	Work in progress
6	110	Laying a 6" water main along Duncan Causeway Road (Sion Road) from Junction of Dharavi Road, Sion	...	...	317	...	...	...	...	Work Completed.
7	111	Laying a 6" water main 'U' shape 40' Rd. of Road No. 2 Naigaum Estate ...	17	...	591	...	...	...	...	Do.
8	113	Laying a 6" water main from Municipal Housing Colony near Bodyguard Lane at Mahaaxmi	10	...	477	...	...	...	...	Do.
9	115	Laying a 6" water main in the Eastern footpath of Gokhale Road (South of Kumbharwada Road to Elphinstone Road)	...	...	786	...	...	...	...	Work in progress.
10	118	Laying 4" Hydrant main along Dr. Annie Besant Road	...	16	...	...	...	...	...	Do.
11	122	Extending the existing 9" water main in Netaji Subhsah Roadform Parsi Gymkhanra	...	...	...	615	...	...	...	Do.
12	123	Laying a 9" water main along Western footpath of Katrak Road and Matunga Road and 6" water main along Eastern footpath.	16	...	524	350	...	...	...	Do.
13	124	Laying a 9" water main in the Eastern footpath of Lamington Road from Girgaum Road	5	...	40	620	...	...	...	Work completed.
14	126	Laying a 6" water main in proposed approach Road between Tokersi Jivraj Road and Parel Tank Road	49	297	213	...	...	...	...	Work in progress.
		Augmentation of City's Water Supply—Remodelling the Distribution system in the City :								
15	24	Laying 48" New Outlet Main in Nesbit Road to connect it to 32" Vehar and 32" Tansa Mains in Victoria Gardens	...	...	...	...	...	...	500	Work completed.
16	25	Laying 18" C.I. Outlet main from Malabar Hill Reservoir to Hornby Vellard along Nepeansea Road to Bhulabhai Desai Road	...	...	...	...	...	1290	...	Work in progress.
17	26	Laying 18" water main at Reay Road from Kala Chowky to Carnac Road ...	...	...	...	...	...	2170	...	Work completed.

APPENDIX XXI.

(Vide Para No. 65 (*ii*)

Statement of unscheduled works carried out during 1961-62.

(1) Diverting 4" main in Sewri Cross Road for construction of Road No. 37A, Sewri Wadala Scheme 57 (Length 45 metres).

(2) Diverting 4" main in Sewri Cross Road for construction of Municipal Tenements in Sewri Wadala Scheme 57 (Length : 25 metres).

(3) Diverting 9" Bombay Port Trust main in Flank Road (East) to facilitate the work of laying Rawli Outlets—V. C. T. and M. P. (Length : 10 metres).

(4) Diverting 6" water main in Bhawani Shankar Cross Lane (Length : 90 metres).

(5) Diverting 5" water main at Wodehouse Road at Colaba to facilitate road construction.

(6) Diverting 24" main in Tulsi Pipe Road between Khed Gully and Dadar Purification Works (Length: 166 metres).

(7) Diverting 24" main in Tulsi Pipe Road between Khed Gully and Elphinstone Road (Length : 240 metres.)

(8) Laying 6" water mains in Argyle Road for improving the water supply of Mandvi Elphinstone area for City Engineer.

(9) Laying 4" water main for construction of 288 Municipal Tenements at Plot No. 15, Sion Matunga East (Length : 335 metres).

(10) Laying 3" main at the construction of 112 Tenements at Worli (Length : 130 metres).

(11) Making 9" × 3" connection at Colaba Road for Executive Engineer Drainage (City Engineer's Department).

(12) Making a 6" × 3" connection for Mahatma Gandhi Swimming Pool for City Engineer's Department.

(13) Connecting Worli Hill Reservoir Outlets to the existing distributory systems on behalf of V. C. T. Scheme.

(14) Fixing 6" middle Sluice Valve at Worli Koliwada for improving water supply to Worli area.

(15) Making a 16" × 6" connection opp : J. J. School of Arts for improvement of water supply at Palton Road Area.

(16) Laying a 4" water main in Fitwalla Lane.

(17) Making 4 Nos. of 18" × 6" Cross Connection at Foreshore Road to Improve water supply at Colaba area.

(18) Removing 6" middle Sluice Valve in Love Lane near Lederle's Press.

(19) Replacement of 48" Electrically operated Sluice Valve at Malabar Hill Reservoir.

(20) Providing 30" Sluice Valve on 30" Backbay Outlet at Netaji Subhash Road.

(21) Making Cross Connections, etc. for Zoning of supply in 'C' and 'D' Ward :

- (*a*) 30" Thakurdwar and 24" Girgaum Road.
- (*b*) 6" Mughbhat and 24" Thakurdwar Road.
- (*c*) 6" Matarpakhadi and 24" Thakurdawar Road.
- (*d*) 12" Fanswadi and 30" Thakurdwar Road.
- (*e*) 30" Thakurdwar and 24" Charni Road.
- (*f*) Enlarging 30" connection to 6" connection between 6" Thakurdwar and 24" Girgaum main.
- (*g*) Making Cross connection between 11" Girgaum and 21" Girgaum.
- (*h*) Providing middle Sluice Valve on 24" main in Girgaum Road.

(22) Repairing major leaks on Trunk mains and other distributory mains :—

- (*a*) Repairs to leak on 57" main at two places in Lady Jamshedji Road near Bhandar Gully.
- (*b*) Repairs to 18" burst at Tardeo junction.
- (*c*) Repairs to leak on 36" main in Grant Road (Nana Chowk).
- (*d*) Repairs to leak on 57" main in Sleater Road.
- (*e*) Repairs to leak on 57" main in Clerk Road Stores Yard of Construction Branch.
- (*f*) Repairs to 12" burst in Sewri in Bombay Port Trust area.
- (*g*) Repairs to leak on 48" main in Reay Road near Reay Road Station.
- (*h*) Repairs to 24" leak in T. P. Road between Fergusson Road and Carrol Road.

(23) Making a 7" × 3" connection to II Type quarters at Elphinstone Road, Parel for Central Railway.

(24) Making a 9" × 3" connection at Jakeria Bunder Road, Opp. Cotton Green for Executive Enginer, Bombay. Port Trust.

(25) Making a 12" × 6" connection for Messrs Jubilee Mills at Tokersi Jivraj Road.

(26) Making 32" × 3" connection at Nesbit Road for Central Railway.

(27) Making a 30" × 6" connection at Foreshore Road and Wodehouse Road for Khushru Baug, Colaba.

(28) Making a 22" × 4" connection to Devakaran Nanjee Wadi, Girgaum.

(29) Making 14" × 9" connection for Central Railway Hospital at Byculla.

(30) Making 12" × 9" connection for Crown Textile Mills at Prabhadevi.

(31) Making a 9" × 3" connection at 205, Dadar Road for Messrs. Parel Co-operative Housing Society.

(32) Making a 6" × 3" connection to R. P. T. B. Hospital, Sewri.

(33) Making a 24" × 6" connection to Messrs. Bombay Union Dyeing Mill at Government Gate Road, Parel

(34) Making a 24" × 4" connection to Police Quarters at Naigaum for State of Maharashtra.

(35) Making a 6" × 3" connection at Lakhamsee Napoo Road for General Manager, Central Railway.

(36) Making a 12"×3" connection to Podar Hospital for Executive Engineer, Public Works Department.

(37) Enlarging of Bombay Port Trust mains in Muzawarpakhadi Road.

(38) Making a 12" × 6" connection to Wittet Road on behalf of Bombay Port Trust.

(39) Shifting of 4" metered connection at Ballard Pier for Alexandra Dock on behalf of Bombay Port Trust.

(40) Making a 48"×4" connection at Victoria Garden Road for Messrs Great Eastern Spinning and Weaving Co. Ltd.,

(41) Laying 4" water main with hydrants at B. E. S. T. Staff Quarters at Government Gate Road.

(42) Making a 6" × 3" connection at Haji Bunder for Central Railway.

(43) Lowering and/or diverting 5" water main at Wodehouse Bridge, Colaba, for Executive Engineer, Presidency Division, Bombay 1.

(44) Making a 18" × 9" connection at Mallet Bunder Road junction Frere Road for Bombay Port Trust.

(45) Making 21" × 3" connection at Ramkrishna Bhuvan, Goregaonkar Lane.

(46) Making 12" × 4" connection at Tardeo for Messrs. Roche Products.

(47) Making a 12" × 3" connection at Sewree Reclamation for Bombay Port Trust.

(48) Making 32" × 3" connection at Staff Quarters, Parel, for Executive Engineer, Central Railway.

(49) Making 6" × 3" connection for Mahalaxmi Housing Society, Mahim.

(50) Making 6" × 3" connection at Lederle's Press, Love Lane.

(51) Making a 24" × 6" connection for Mahatma Gandhi Memorial Hospital, Government Gate Road, Parel.

(52) Making a 12" × 4" connection for Messrs. Bradbury Mills at Ripon Road.

(53) Making a 3" connection to Messrs. Garment Cleaners at Dr. Annid Besant Road, Worli.

(54) Making 6" × 3" connection for Navyug Buildings at Forjett Hill Road.

(55) Making a 12" × 4" connection at DeLisle Road at Subhash Nagar Estate.

(56) Making 12" × 3" connection to Messrs Krishna Steel Industries at Antop Hill Road, Wadala.

APPENDIX—XXII.

Vide Para No. 65 (*iii*)

Statement of Water Mains laid and N. P. Hydrants converted into S. P. Hydrants during 1961-62 (Special Works).

Serial No.	Locality.	Length of mains laid in metrse of sizes.				No. of Hydrants converted.
		3"	4"	6"	9"	
1	Pinjari Street	...	391	...	...	1
2	Falkland Road	...	...	602	455	7
3	Girgaum Road	...	...	285	...	4
4	Bapu Khote Street	...	...	330	...	1
5	Duncan Road	...	125	403	...	6
6	Foras Road	...	...	733	...	4
7	Erskine Road	...	...	305	...	2
8	Masjid Bunder Road	...	...	...	601	6
9	Balaram Street	...	209	...	...	3
10	Babula Tank Road.	...	...	...	531	5
11	Nagadevi Street	...	...	245	...	4
12	Dr. Maheshwari Road;	...	...	563	...	2
13	Samuel Street	...	...	251	...	4
14	Grant Road	...	...	83	...	1
15	Garibdas Street	...	...	50	...	1
16	Nardulla Tank Road	...	138	...	...	...
17	Road connecting Balamia Lane and Cadell Rd.	...	...	91	...	...
18	Tulsi Pipe Road	9	...	1500	...	...
19	Dr. Ambedkar Road	6	...	14	...	...

APPENDIX XXIII—(*Vide Para No. 73*)

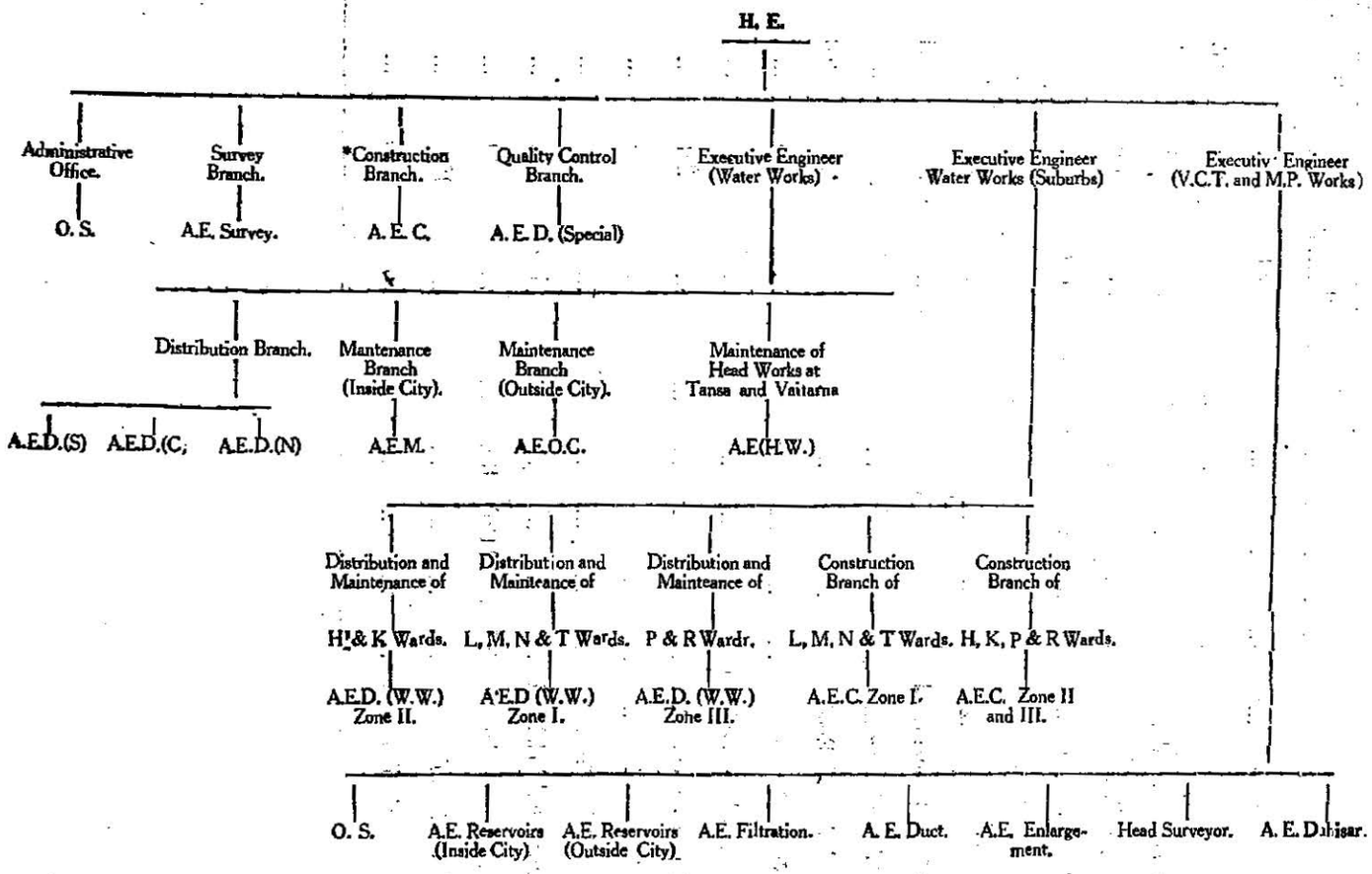

* The Remodelling Branch was merged with the Construnction Branch with effect from 1-6-1961 (*vide* Para No. 64).

BOMBAY FIRE BRIGADE.

Shri S. G. Vengsarkar took over the charge as Hon. Chief Officer, Fire Brigade, on 1st September 1961 from Shri M. Shah, Ag. Chief Officer till 31st August 1961.

Fire Stations.—The number of Fire Stations was 11 in the City and 1 in the Suburbs at Andheri. A new Fire Station was opened on 1st June 1961 on Bombay-Agra Road, Vikhroli, by the Mayor, Shri V. B. Worlikar, which brought the total number of Fire Stations to 13.

Construction of another Fire Station on Sion-Trombay Road, Chembur, was commenced. A plot was acquired on Mahim Causeway, for the construction of Mahim Fire Station which is to replace the existing Fire Station at Shivaji Park housed in rented residential premises.

To house additional staff, a four-floored building was constructed at Fire Brigade Headquarters, Byculla. This will accommodate one Officer, three Sub-Officers and 34 other ranks. The other ranks are provided with two-room self-contained blocks. A recreation hall, dormitory and canteen room have also been provided.

Fire Appliances and Ebuipments.—The Brigade maintained the following fire-appliances and equipments :—

(*i*) (*a*) Metz-Motor Turn Table Ladder 100 ft. Extension with Pump—1 No.

(*b*) Motor Turn Table Ladders 125 ft. Extension with Pumps—2 Nos.

(*ii*) (*a*) Motor Pumps with Escape Ladders 50'—60' Extension—14 Nos.

(*b*) Motor Pumps with Extension Ladders 35 ft. Extension—7 Nos. (two of which are tanker type)

(*iii*) Fire Tenders with Extension Ladders—35 ft. Extension—4 Nos.

(*iv*) (*a*) Medium type trailer pumps—7 Nos.

(*b*) Light Trailer pumps—2 Nos.

(*v*) Air Crash Tender with Special Gears—1 No.

(*vi*) Motor Emergency Tenders with spdecial gears—3 Nos.

(*vii*) Motor Emergency Tender-*cum*-Fire Tender—1 No.

(*viii*) Hose Laying Lorry-*cum*-Canteen Van (equipped with 6,000 ft. hose)—1 No.

(*ix*) Control Post Van—1 No.

(*x*) Ladders of various types such as Escapes, Exetnsions, Hook, First-floor, etc. (inclusive of those on Fire Appliances)—64 Nos.

(*xi*) Sets of Brething Apparatus of various types—43 Nos.

(*xii*) Gas Masks of various types—38 Nos.

(*xiii*) Fire Hose delivery rubber-lined—61,350 ft.

Out of the above appliances and equipments, the following were purchased during the year :—

(1) Motor Emergency-*cum*-Fire Tender—1 No.

(2) Hose Laying Lorry-*cum*-Canteen Van—1 No.

(3) 'Drager' type self-contained breathing apparatus set—1 No.

(4) Proto Mark IV self-contained breathing apparatus sets—2 Nos.

(5) Salvus self-contained brething apparatus—2 Nos.

The distribution of appliances, equipments and staff can be seen from Appendix V.

Fire Calls.—The Brigade responded to a total number of 2,694 Calls, out of which 1,672 were for 1,358 actual fires, as against 1,370 actual fires in the previous year. The number of actual fires during the laat ten years, can be seen from Appendix III.

Out of the total number of 2,694 calls received during the year, 2,409 were for City, where the facility of street Fire Alarms exist and 285 were from Suburbs and Extended Suburbs where the facility of street Fire Alarm is yet to be extended. Out of the total number of 2,409 calls in the City, 959 were received through street Fire Alarms *i.e.*, nearly 40 per cent. of the total calls. the remaining calls were received through telephone messages and by strangers at Fire Stations.

False Calls.—The number of false calls recorded was 470, out of which 162 were due to malicious interference with the street Fire Alarms by members of the public. 51 calls were given with good intention and 257 calls were due to defects in Fire Alarm system 4 persons were handed over to Police for giving malicious calls.

Outside-City-limit Calls.—The Brigade attended the following three calls, outside the limits of Greater Bombay :—

(1) Messrs. Amar Dye Chemical Ltd., Shahad Railway Station, Kalyan.

(2) Messrs. Lion Pencils Private Ltd., Andrew Nagar, Dahisar (East).

(3) Messrs. Century Rayon, Kalyan.

Communications.—(*a*) *Telephones*: During the year, the number of emergency telephone lines (101) continued to be six in number and direct extensions connecting the control Room with Fire Stations and essential services such as Water Department, Police, B. E. S. & T. Undertaking, Port Trust, Salvage Corps.

(*b*) *Fire Alarms*: The total number of Fire Alarms including private ones was 208 as against 206 in the previous year.

(*c*) *Wireless Communication System*: The Wireless Scheme of the Bombay Fire Brigade was put into operation during the year with wireless sets already purchased and 200 ft. Control Aerial Tower erected previously, the scheme made a good headway as soon as necessary wireless staff was deputed by Police Wireless Department.

The work of installation of wireless sets (Radio Telephony Sets) together with setting up of workshop for wireless section began in August 1961.

One Fixed Station: Radio Telephony set was installed at Byculla Fire Brigade Headequarters and two Radio Telephony Sets were installed at Andheri and Vikhroli Fire Stations for relaying transmissions while at work in western or eastern Suburbs.

Mobile Radio Telephony Sets were installed on 9 leading fire-engines of important Fire Stations and on 3 ambulances to ensure quicker service.

Radio Telephony Set was installed on Control Post Van for quicker transmission of messages between the fire ground and Control Room.

The training of Officers and staff in the use of Radio Telephony Sets and mode of transmission on Radio Telephony System was simultaneously carried out.

The designing of Control Room, suitable for use during normal work and during emergencies for fire and ambulance services was completed.

Thus, the first phase of Radio Telephony Scheme was completed during the year.

Serious Fires.—There were nine serious fires during the year, the particulars of which can be seen from Appendix II. A resume of some of the serious and notable fires is given below,—

(1) *Fire at Messrs. T. Maneklal Co., Saki Naka*: A serious fire broke out in a sulphur godown at about 7-57 A.M. on 11-9-1961 in the premises of T. Maneklal & Co. at Saki Naka, Kurla-Andheri Road. Due to strong breeze, the fire spread rapidly involving the whole godown containing cloth, rubber goods and machinery.

Firemen had to don breathing apparata and open up the roof of the godown to gain entry on account of the sulphur dioxide fumes due to which 29 workers of the factory became unconscious.

The fire was brought under control with 11 jets from 10 Motor Pumps within an hour and a half.

The cause of the fire could not be ascertained.

(2) *Fire at Dhanraj Mill*: A most disastrous fire occurred on 15th November 1961 at Dhanraj Mill (Private) Ltd. on Sun Mill Road.

It was after three and half hours of streneous efforts on the part of firemen that fire was brought under control and prevented from srpeading which might have caused untold damage. Twenty-three pumps were pressed into operation. The estimated damage amounts to Rs. 50,02,050. The cause of the fire is unknown.

(3) *Fire at Jai-Bharat Co-operative Housing Society*: Fire at Jai-Bharat Co-operative Housing Society at Road No. 5, Khar, on 27th November 1961 at 11- O'clock in the night was a peculiar one.

A petroleum gas cylinder in the kitchen room was leaking. This gas being heavier than air got accumulated in the kitchen and drifted along the floor level in the attached bed and drawing rooms. Two children were sleeping in the bed-room.

The owner of the flat who had gone out with his wife entered his flat through the kitchen room with lighted cigarette. Instantaneously threre was a flash in the kitchen room. The fire travelled suddenly on account of the gas in the bed and drawing rooms. The sleeping children were engulfed in flames. Clothes and house-hold articles were on fire.

Parents rushed to rescue the children with two other inmates of the building. All six were severely burned. Three died later

Liquified petroleum gases "Burshane" and "Kossan" are now-a-days used for cooking and also in factories and laboratories for heating. This gas is particuarly dangerous when accidenal leakages take place in the cylinders, as it accumulates at ground level, drifts where it finds access. It then gets suddenly ignited in contact with any naked light. Number of such fires have occurred in the City causing few casualties.

(4) *Fire at the New Great Eastern Mill*: The fire to the New Great Eastern Mill, Dr. Babasaheb Ambedkar Road, which occurred at about 11-10 A.M. on 2nd January 1962 on the ground floor also thraetened to engulf the whole of the two-floored building used as Card-frame, Slubbing, Inter-frame and Drawing-frame Departments of the textile mill on account of the oil soaked wooden ceiling and cotton fluff scattered all over the Department and adhering to the ceiling.

The fire was, however, tackled by firemen by entering the smoke logged departments with gas masks and breathing apparata to reach the seat of the fire which was brought under contorl within 2 hours.

The cause of the rapid spread of fire in the initial stages was due to the mill's sprinkers not having actuated in the initial stages and the poor supply of water in the mill's hydrants.

Three of the Fire Brigade personnel and two mill's employees sustained slight injuries whilst working at the fire.

The cause of the fire was due to "defective electric circuit."

(5) *Fires at Doctor Street and Janjikar Street*: The following two fires were note worthy in that the timely action of the Brigade personnel averted major conflagrations.

The first occurred at about 2-45 A.M. on 28-1-1962 at Doctor Street.

The fire started due to a defective electric circuit in a confectionery stall-shop on ground floor of an old timber-framed four-floored bui ding, the upper floors of which were used as dwellings.

The second was at Janjikar Street and occurred at about 5-19 A.M. on 1-2-1962.

The fire was to plastic sheets and rolls, card-bord boxes, etc., on the first floor of a five-floored building used as shops and dwellings.

This was also tackled by the efficatious use of the tanker type fire engine.

(6) *Fire at the New India Oil Mills*: A serious fire broke out on 14-2-1962 in the New India Oil Mills at Fosberry Road, Sewri, having a solvent extractor plant. The fire originated in a big stack of copra inside the mill. It spread with lightening rapidity on account of the oily surfaces and travelled towards the solvent plant. Fire engines arriving at the scene found no water in the mains and had to be diverted distant away to available source of water supply and work in series. Efforts were concentrated in saving the solvent plant. As the water jets were got to work, the work of creating fire-breaks by removing the unaffected bags of oil-seeds and oil-cakes was simultaneously undertaken. The efforts of the firemen saved the solvent extraction plant.

In all fifteen fire-engines were pressed into operations and twelve jets were employed. The approximate damage due to this fire is Rs. 9,00,000.

The supposed cause of the fire is taken to be 'Spontaneous combustion' in copra bags.

(7) *Fire at B. P. T. Railway track*: There was another serious fire on 9-3-1962 to a railway tank wagon containing 5,000 gallons petrol on Bombay Port Trust Railway track near Stanvac Installation, Sewri. The tank wagon after being loaded in Stanvac Installation was taken out with eight other similar wagons. The bottom sluice valve of the tank was defective and the petrol dripped along the railway tracks as it was taken out. These tank wagons were brought out of the installation and halted at a place for other wagons to be connected. The tank wagon with defective sluice valve caught fire. Railway sleepers on the track to the extent of one furlong were on fire. The fire further damaged the valve and increased the flow of petrol which burned furiously. The radiated heat made approach difficult. Thick palls of smoke went up high in the air. Petrol installation tanks of oil companies close by were in danger.

The firemen approached the burning tank wagon, water being sprayed on them by other firemen. Water was constantly sprayed on the other tank wagons and storage sheds in the vicinity to keep them cool. Bombay Port Trust engine was called and one after another the wagons were detached and removed away. Foam lines were got to work on the burning wagon. The intensity of heat was so great that the water sprayed on adjoining sheds instantly got converted into steam. The Fire Brigade personnel while fighting the fire constructed bunds to arrest the flow of petrol and spread of fire.

The fire was brought under control within one and half hour. Ten fire engines with nine jets and two foam lines were used in the operations.

As per findings of the Inspector of Explosives, the supposed cause of the fire is due to the a lighter cigarette or match thrown carelessly by some one in the area. The estimated damage due to this is Rs. 20,000.

House Collapses.—The Fire Brigade attended 197 calls to fallen buildings during the year as against 189 in the previous year. 11 persons lost their lives and 90 persons were injured in these incicents. Two major incidents are given below:—

(1) *House Collapse at Worli Dairy Farm.*—The first was the collapse of the flooring of the Worli Dairy project at about 2-56 P.M. on 10-4-1961. This building was under construction and the flooring of the first floor gave way wnilst the cement filling was in progress due to the centering props not having been fixed properly.

26 persons who were working above the floor escaped with minor injuries but one woman and a girl who were working below were crushed to death. Their bodies had to be extricated from below the debris by cutting away the steel rods by means of bolt-cutters and making use of the oxy-acetylene metal cutting plant.

(2) *House collapse at Bazargate Street.*—The other house collapse call was at 266, Bazargate Street at 7-44 A.M. on 2-7-1961 when the southern portion of a seven-floored building collapsed burying two persons under the debris.

In this case great care had to be taken as most of the remaining portin of the building was over hanging precariously and likely to collapse at the slightest vibrations created.

Two aged persons, a man and a woman, were removed from below the debris and sent to hospital. The former survived whereas the latter succumbed to her injuries soon after being admitted in hospital.

Other Services.—During the year, Fire Brigade attended 196 calls for Other Services such as leakage of poisonous gas, dangerous fumes, spillage of acids, falling of trees, vehicle accidents on roads etc. 11 persons lost their lives in these accidents and 120 persons were injured.

Rescue Service.—There were 132 calls for rescue under different circumstances *viz.*, persons fallen in wells, sea, lakes, ponds, persons trapped in lift cages and at high places etc. These calls include rescue of birds and animals. Two notable incidents are mentioned below:—

(1) *Accident at Kurla Railway Station.*—A rescue service call was received at 11-10 P.M. on 19-4-1961 to Kurla Railway Station.

A goods train proceeding South to North had derailed due to its having been diverted on to the 'dead end' line instead of the through line. As a result of this, the engine and two wagons were lying on their sides. The Driver and Cleaner had been thrown out of the engine and the fireman and another person were trapped between the coal tender and the engine.

As a result of the accident, a steam pipe of the engine had burst and steam was leaking profusely on to the portion where the two persons had been trapped—both were dead.

The bodies were extricated by removing the coal and cutting away some portions of the engine with the oxy-acetylene metal cutting plant.

(2) **Rescue Service call at Garment Cleaning Wokrs.**—On 1-10-1961, a call was received for rescuse of three persons who were clinging on the top of a broken chimney at a height of about 75 ft. from the ground level. The upper portion that was being fitted to the chimney went out of control due to snapping of one of the guy lines. The top sector crashed down and the workers above managed to cling on the edge of the chimney above.

There was no access whatsoever for the ladders to reach the men. Ultimately the 'bullies' erected for hauling up of the chimney were used as an improvised ladder by tying up the planks crosswise to serve as steps. From this improvised ladder, and with the help of a long bamboo, a strong rope attached with a hook was passed on to the men. By fixing up the hook on the edge of the chimney, the men slided down one after another and were rescued.

Burning Casualties.—During the year, 104 persons lost their lives due to fires, 44 of whom died due to stove accidents. In 37 cases, the cause was 'doubtful'. Out of these casualties, 16 were men, 73 women and 15 children. 235 persons received minor injuries. The details can be seen in Appendix IV.

Fire Loss.—The total loss due to fire was approximately Rs. 82,24,968. The details of the fire losses of the last ten years are in Appendix III. The insured property affected by fire was approximately Rs. 74,24,284. The total property involved approximately Rs. 60,00,00,000.

Water Supply.—Water supply from mains was satisfactory except on a few occasions. The approximate quantity of water used for extinguishing fires was 33,92,603 gallons, out of which 27,79,933 gallons were drawn from Municipal mains and rest from sea,, wells, ponds, etc.

Hydrants.—The inspection of hydrants was regularly carried out, and the defects noticed were promptly communicated to the Water Department and got rectified.

Fire Prevention.—The two Deputy Chief Officers assisted by five Station Officers carried out Fire Prevention Works *i.e.* inspection of hazardous storages, factories, and attended to complaints regarding fire risk. 4,083 premises were ispected and 6,58 complaints were investigated.

Training Programme for Recruit Officers and Firemen.—A regular programme of six hours a day spread over a period of three months for imparting training to recruit officers and firemen was introduced. In addition to the practical training, the officers were given lectures and demonstrations. The class of the off cers was conducted by five Station Officers and that of firemen by one Station Of icer and a senior Tindal. One Dy. Chief Officer and one Second Officer supervised the training programmes. Due to the intensive training given to the new officers and men the results have been very encouraging.

Technical Advisory Committee.—Another new feature introduced during the year was the appointment of a Technical Advisory Committee. To this Committee was assigned the task of drawing up the sylabii for the training of recruit officers, recruit firemen, tindal's and Motor driver's classes. This Committee was also entrusted with the work of issuing Bulletins in Marathi on the subjects pertaining to fire-fighting and 'other services' that the firemen are required to attend.

Trainees from Outside.—Four batches of trainees from National Fire Service College, Nagpur, for undergoing courses *viz.* Special Course for Police Officers, Special Course for personnel from Industrial Establishments, Station Officer's Course and Sub-Officer's Course were attached to this Brigade for practical training and visiting various industrial concerns, docks, air -ports, refineries, etc. Two Station Off.cers of this Brigade w ere sent to the National Fire Service College, Nagpur, for training in " Divisional and Assistant Divisional Officer's Course."

Extra Carricular Activities.—(1) *Republic Day 1962.*—As in the preceeding year, the Fire Brigade personnel participated in the Ceremonial Parage route march along with defence and other forces on the Republic Day.

(2) *Annual Drill Competitions.*—The annual drill competitions were held in (*i*) Fire Escape and Hydrant Drill and (*ii*) Extension Ladder and Hydrant Drill on 27th February 1962 at Fire Brigade Headquarters, Byculla, and prizes distributed to the winning teams at the hands of the Mayor, Shri V. B. Worlikar who presided on the occasion. A panel of judges consisting of officers from different Fire Services in the City was formed to assess the individual performances of the participants in the competitions with a view to awarding the best performance trophy. This trophy was won by Station Officer, Shri L. S. D. Meherwanji for the second year in succession.

Ambulances Service.—The Ambulance Service attended 7,726 calls within the limit of Greater Bombay. Out of these 1,456 were for accidents, 1,959 for maternity and 4,311 for hire cases; removing in all 7,398 persons. First-aid was rendered on 262 occasions.

The total receipts during the year on account of hire cases amounted to Rs. 43,443 including arrears of the previous year as against Rs. 35,206 of the last year.

Three of the Ambulances were fitted with mobile Radio Telephony Sets which ensured quicker and more efficient service to the public as ambulances could be diverted from one call to another.

Industrial Award.—There was no industrial award during the year under report.

Brigade Establishment.—The cost on account of maintenance of Fire Brigade Department including Ambulance Service but excluding Supervision Charges of Provident Fund, Pension and Proporation of General Supervision and Revenue, and debt charges, etc. was Rs. 13,93,668-93.

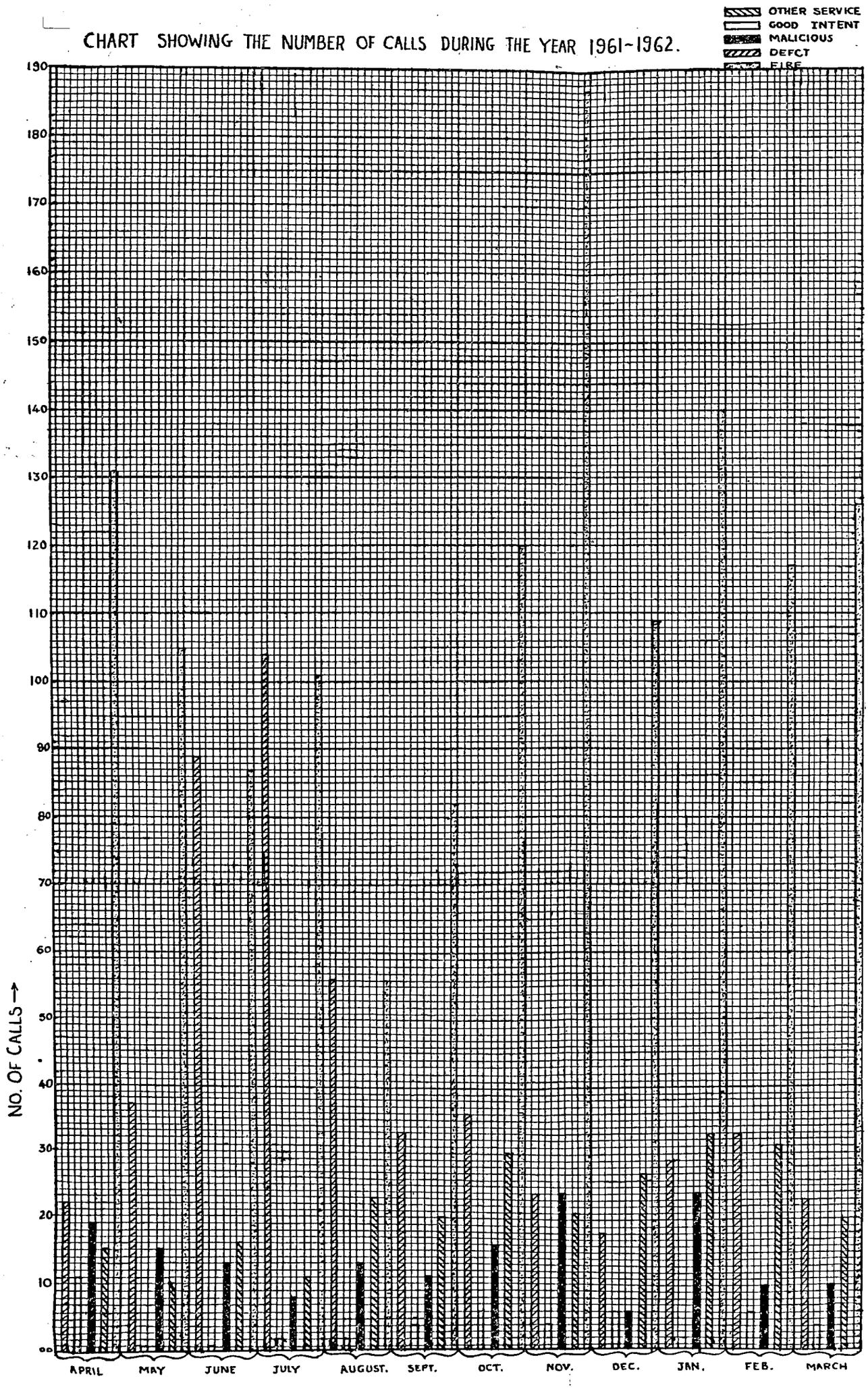
CHART SHOWING THE NUMBER OF CALLS DURING THE YEAR 1961-1962.
OTHER SERVICE
GOOD INTENT
MALICIOUS
DEFCT
FIRE
NO. OF CALLS
190
180
170
160
150
140
130
120
110
100
90
80
70
60
50
40
30
20
10
00
APRIL
MAY
JUNE
JULY
AUGUST.
SEPT.
OCT.
NOV.
DEC.
JAN.
FEB.
MARCH

Appendix No. I

BOMBAY FIRE BRIGADE

Summary of calls to Fires (including false alarms) showing the number of times appliances of the Fire Brigade attended and were used for extinguishing fires during the year 1961-62.

No.	Stations.	Number of fire alarms attached.		How called						Appliances attended.							Extinguished by.										
		Municipal.	Private.	By Strangers.	By Fire Alarms.	By Exchange Telephone.	By Police or Salvage Corps.	By Private Telephones.	Total.	Motor Pumps carrying Escape or Ladder.	Trailer Fire Pumps.	Special Lorry	Motor Turn table Ladder. with Pumps.	Motor Emergency Tender.	Crash Tenders	Fire Unit.	Buckets.	Sand.	Chemical Extinctures.	Hand Pumps.	First Aid Appliances.	Hydrants.	No. of Motor Pumps.	No. of Jets.	Foam Generators.	Automatic Sprinkler heads actuated.	Smoke helmets or breathing apparatus used.
1	Headquarters ...	19	6	27	111	108	...	...	246	392	...	...	12	29	...	12	1	1	78	...	29	4	53	62	1	55	...
2	Alexandra Docks	17	1	1	50	72	...	...	123	319	2	...	5	16	...	2	...	...	...	...	19	1	13	17	...	...	4
3	Gowalia Tank	27	2	17	114	137	...	...	268	402	...	...	81	35	...	14	...	5	...	...	14	...	9	20	...	...	...
4	Sewree ...	10	6	6	82	76	...	...	164	345	7	...	3	25	...	20	...	1	3	1	18	13	10	13	...	4	2
6	Fort ...	17	8	19	57	167	...	...	243	332	...	...	68	24	...	1	2	1	...	...	19	2	2	2	...	...	...
7	Colaba ...	9	2	7	18	42	...	...	67	100	...	...	21	6	...	...	1	5	...	...	8	1	2	3	...	...	...
8	Shivaji Park ...	...	...	22	44	94	...	...	160	223	...	...	1	20	...	10	1	1	3	...	20	3	9	9	...	...	...
9	Worli ...	11	1	19	56	144	...	...	219	394	4	1	3	19	...	98	52	4	45	...	16	32	21	63	3	38	...
10	Dadar ...	24	3	17	112	178	...	...	307	515	...	1	...	18	...	19	5	3	18	..	62	23	36	32	...	...	16
11	Memonwada ...	30	3	40	251	185	...	...	476	736	15	..	176	46	...	22	14	2	...	...	55	4	30	81	...	...	...
12	Mandvi ...	11	1	12	64	60	...	...	136	244	4	...	37	11	...	6	...	3	...	...	24	10	6	5	...	...	...
13	Andheri ...	...	...	7	...	162	...	...	169	142	1	1	...	65	1	53	1	2	4	...	28	...	31	37	...	...	...
14	Vikhroli ...	...	...	9	...	107	...	...	116	160	...	...	...	47	12	13	...	1	...		21	1	29	19	1	13	3
	Total ...	175	33	203	959	1532	...	...	2694	4304	33	3	407	361	13	270	77	29	151	1	333	94	251	363	5	110	25

APPENDIX—II.

Brief Details of Serious Fires during the year 1961-62.

Date.	Time.	Place.	Business.	Extingushed by	Damage	Estimated Damage
						Rs.
22-4-1961	6-54 P.M.	38, Babula Tank Rd., Off Noor Baug.	Blacksmithy, making cast barrels, stone grinding, manufacturing hack-saw frames and several trades in 20 galas.	Firemen with ten Motor Pumps (14 jets).	House-hold articles, discarded second-hand tyres, wooden barrels, grinding stone, tin buckets, plywood, coir, rexin, some old drums, G. I. sheet buckets, segrees, brass utensils and surgical implements crude drugs in gunny bags, electric motors, grinding machinery, cotton waste, wooden handles for screw-driver, hacksaw frames tyre rubber tubes, etc., etc., damaged by fire, heat, smok and water in a ground-floored C. I. sheet structure about 150'×75' (used as factories, godowns, dwellings etc.) Wooden supports, partitions, electric installation, etc., of a structure also severely damaged by fire, heat, smoke and water.	63,300
16-5-1961	5-48 A.M.	Shed No. 11, Alexandra Docks.	Government grain in docks	Firemen with eight Motor Pumps (16 jets).	About 500 tons of wheat and 100 tons of rice loose in bags, 200 bags of chilean nitrate, severely and about 2,000 tons of wheat and 300 tons of rice in bags slighty damaged by fire, heat smoke and water in a dock shed about 350.'x100'. Portion of walls, electric installations, ceiling of ground floor also severely damaged by fire and exposion.	3,52,000
21-5-1961	8-55 P.M.	Premier Automobiles Co. Private Ltd., Agra Road, Kurla.	Manufacturing and Assembling of motor Cars.	Employees with two engine lines and firemen with five Motor Pumps (8 jets).	About 50×2 I. G. Cans containng Dunlop Adhesive (579) destroyed by fire and large quantity of upholstry, motor spares, motor cars chiars, office record, steel cupboard, etc., severely damaged by fire, heat, smoke and water in a ground-floored shed with loft about 500'×200' (used as motor assembling and treaming sectiors). Portion of asbestos roof, electric installations, walls and glass panes of the structure also severely damaged by fire, heat, smoke and water.	3,15,000
10-9-1961	7-25 P.M.	Motor Omnibus on road, Sion-Trombay Road, Sion Naka.	Transport Service.	Firmen with three First-aid appliances, three Motor Pumps and one hydrant line.	Entire body, seats, Cushions, upholstry and machinery of a single decker 'Guy Motor' make motor omnibus No. BMR 6599 severely damaged by five, heat, smoke and water on road.	50,000
11-9-1961	7-57 A.M.	Compound of T. Mareklal Manufacturing Co., Kura-Andheri Road, Saki Naka.	Manufacturing of textiles, bleaching, dyeing and industrial rubber goods and flocks.	Firemen with ten Motors Pumps (11 jets).	A large quantity of sulphur, tar, non-dangerous petroleum (kerosene oil and machine oil) rosin, rags, gunny bags, carbon black packing papers records, synthetic rubber, rubber chemicals, a large quanty of flocks etc. severely and machinery, machinery spares iron pipes, stainless steel sheets, steel scrap sightly damaged by fire, heat smoke and water in a shed partly of C. I. sheet and partly of brick construction about 180'×75' (used as godown and factory). Storage shed also severely damaged.	3,80,000
15-11-1961	12-41 P.M.	Dhanraj Mills, Sun Mill Lane.	Textile Mill.	Employees with six hydrant lines and firemen with twenty Motor Pumps (14 jets).	Textile machinery such as card drawing, roving winding, etc., large quantity of cotton yarns severely damaged by fire, heat, smoke and water in a three-floored brick-walled building having wooden flooring, about 300'×110' (used as various departments of textile mills) Flooring and doors of all floors, of the structure gutted, roof off, sprinkler and electric installation completely damaged. Large quantity of pressed cotton bales, cotton in boras, loose cotton and fluff burned. Other two-floored structure of about 200'×50' containng textile machinery, manufactured cloth, looms etc. severely damaged by fire, heat, smoke and water. Three more ground-floored buildings containing large quantity of cotton yarns and bobbins, card-boares, card-board boxes, aluminium seals, etc., severely damaged by fire, heat, smoke and water.	50,02,050

APPENDIX—II

Date.	Time.	Place.	Business.	Extinguished by	Damage.	Estimated Damage
						Rs.
2-1-1962	11-10 AM.	The New Great Eastern Textile Mills. Spinning & Weaving Co. Ltd., Dr. Ambedkar Road, Chinchpokli.	Textile Mills	Employees with 30 chemical extinguishers and ten hydrant lies and firemen with 18 Motor Pumps (22 jets) 39 sprinkler heads actuated.	Large stock of loose cotton and yarn in process, bobbins, mill machinery, etc., severely on ground and loose cotton, yarn, and mill machinery slightly on upper floor, damaged by fire, heat, smoke and water in a two-floored building about 225′ × 130′ (used as card-frame; drawing-frame; slubbing and inter-frame sections of textile mill). A portion of wooden ceiling and electric installation severely damaged by fire, heat, smoke and water and doors, windows, and window panes damaged by breakage,	1,05,000
14-2-1962	2-29 P.M.	New India Oil Mills, Fosbery Rd. Sewri	Manufacturing of oils.	Empoyees with six chemical exteinguishers and buckets and firemen with fifteen Motor Pumps (12 jets).	Large quantity of oil from oil storage tanks, copra, groundnuts, seeds, oil-cakes, deoiled cakes in gunny bags and oil mill machinery such as oil expellors, oil filters, etc, severely damaged by fire, heat, smoke and water in a ground-floored brick-walled steel-framed asbestos sheet roofed, structure about 182′ × 100′ (used as oil mill and dogown). Brick walls, steel trusses A. C. sheet roofing of the structure severely damaged by fire, heat, smoke and water.	9,00,000
23-3-1962	9-07 A.M.	Kohinoor Mill Company Limited No. 1, Cotton bales and Yarn godown, Naigaum Cross Rd.	Spinning and Weaving.	Employees with four hydrant lines, and firemen with eight Mortor Pump Pumps (7 jets). Four sprinkler heads actuated.	A large number of cotton bales and cotton yarn severely damaged by fire, heat, smoke and water in a ground-floored building about 250′ × 45′ (used as godown). Window panes and C I. sheet partition damaged by breakage.	76,200

Appendix No. III

Monthly summary of Fires and annual losses for the period from 1952-53 to 1961-62

Year.	April	May.	June.	July.	Aug.	Sept.	Oct.	Nov.	Dec.	Jan.	Feb.	March	Total.	Estimated Loss.
														Rs.
1952-53	... 47	56	52	41	36	40	66	58	59	50	38	65	608	53,17,303
1953-54	... 45	53	44	40	42	56	55	93	59	53	59	68	657	28,11,894
1954-55	... 55	75	55	53	48	47	85	66	65	65	52	83	749	31,25,100
1955-56	... 95	75	56	44	40	36	39	131	72	242	86	76	992	66,93,496
1956-57	... 73	81	47	37	44	60	72	106	78	75	86	71	830	38,60,504
1957-58	... 70	51	59	51	61	49	87	78	90	103	65	112	876	57,92,917
1958-59	... 104	105	182	65	70	60	78	110	114	111	71	95	1,165	1,29,34,843
1959-60	... 102	91	93	70	70	75	83	124	108	118	137	127	1,198	1,71,31,950
1960-61	... 100	120	95	71	67	73	138	136	153	161	116	140	1,370	75,79,810
1961-92	... 131	104	87	101	56	82	120	187	109	137	119	125	1,358	82,24,968

APPENDIX No.—IV

Summary of lives lost at fires during the year 1961-62 including persons who succumbed to the injuries received.

Date.	Time.	Place.	Supposed Cause.	Particulars.
3-4-1961	11-09 A.M.	Room No. 59, Building No. 50A, Prabhudas Building, Tank Bunder Road.	Sari coming in contact with naked flame from burning stove.	Bai Sindhu Sahadev Bhande, aged about 28 years, severely burned all over body. First-aid rendered by Brigade and removed to hospital in Brigade Ambulance. Detained for treatment. Expired on 8-4-1961.
4-4-1961	4-20 P.M.	Pai's Street, Off Clerk Road	Oil boiling over ...	Shri Laxman Shiva Temkar, aged about 30 years, severely burned all over body, Taken to hospital before arrival of Brigade. Detained for treatment. Died on 6-4-1961.
5-4-1961	1-32 P.M.	Haji Kassam Chawl, 108 Lady Hardinge Road.	Doubtful ...	Bai Tarabai Baijnath Tibrewala, aged about 30 years, succumbed to burns before arrival of Brigade. Body handed over to Police.
8-4-1961	10-39 A.M.	14-C, Cheul Wadi, Kolbhat Street.	Defective oil pressure stove	Bai Nirmalabai Pailraj, aged about 32 years, severely burned all over body. First-aid rendered by Brigade and removed to hospital in Brigade Ambulance. Detained for treatment. Died on 19-4-1961 at 12-30 P.M.
12-4-1961	6-35 A.M.	Kohinoor Mills Chawl No. 3, Jotiba Phule Road.	Doubtful ...	Shri Tukaram Shivram Parab, aged about 25 years, severely burned all over body, First-aid rendered by Brigade and removed to hospital in Brigade Ambulance. Detained for treatment. Died in hospital.
15-4-1961	3-20 P.M.	94-D, Mahadev Bhuvan, Delisle Road.	Doubtful ...	Bai Ratanbai Kanji, aged about 15 years, burned to death before arrival of Brigade. Body handed over to Police.
20-4-1961	10-40 A.M.	Vijay Colony, 'B' Block, Juhu Lane, Andheri.	Naked light from stove	Bai Lalitamba K. Shivdasan, aged about 25 years, severely burned all over body. First-aid rendered by Brigade and removed to hospital in Brigade Ambulance. Since dead.
21-4-1961	12-51 P.M.	235 Delisle Road ...	Doubtful ...	Bai Kanchanbai Chandulal, aged about 18 years, burned all over body. Removed to hospital in Police Wireless Van before arrival of Brigade. Detained for treatment. Died on 21-4-1961 at 7-30 P.M.
22-4-1961	2-13 P.M.	Souter Street 'E' Ward, Municipal Workshop.	Petrol vapour coming in contact with spark	Shri S. Crasto, aged about 30 years, severely burned on hands and chest. Taken to hospital before arriva of Brigade. Detained for treatment. Expired on 24-4-1962 at 2-12- P.M.
22-4-1961	6-21 P.M.	17 Dhobi Chawl, Lala Nigam Road.	Wearing apparel coming in contact with naked light (of lighted oil pressure stove).	Bai Trivenibai Ramji Gobil aged about 30 years, severely burned on hands and chest. First-aid rendered by Brigade and removed to hospital in Brigade Ambulance. Detained for treatment. Died on 26-4-1961.
25-4-1961	10-31 A.M.	34-36, 1st Pathan Street ...	Doubtful ...	Bai Kanchanbai Deoraj, aged about 20 years, burned all over body. First-aid rendered by Brigade and removed to hospital in Brigade Ambulance. Detained for treatment. Died on 25-4-1961 at 8-30 P.M.
2-5-1961	7-39 P.M.	109-D, Municipal Chawls, Dr. Annie Besant Road.	Naked light from stove.	Bai Rukminibai Krishna, aged about 23 years, severely burned all over body. Died before arival of Brigade Body handed over to Police.
10-5-1961	8-35 A.M.	Room No. 8, Marwadi Chawl No. 3, Ghorapdeo Road.	Doubtful ...	Bai Saraswatibai Maruti Mamluskar, aged about 18 years, severely burned all over body. First-aid rendered by Brigade and removed to hospital in Btigade Ambulance. Deained for treatment. Died on 10-5-1961 at about 1 -00 P.M.
11-5-1961	12-01 P.M.	14-14A Tulsirampada Estate Goodhope chambers;	Naked light of Primus stove coming in contact with Saree.	Bai Malinibai Dattatraya Salunke, aged about 17 years severely burned all over body. First-aid rendered by Brigade and removed to hospital in Brigade Ambulance. Detained for treatment. Died on 13-5-1961
14-5-1961	3-40 P.M.	29, Jambool Wadi, Dhobi Talao.	Doubtful ...	Bai Rita S. Parera, aged about 65 years, burned to death before arrival of Brigade Body handed over to Police.
28-5-1961	6-59 P.M.	Bori Chawl, Arthur Road...	Naked light from stove.	Bai saraswatibai Mahadev Kadam, aged about 35 years, severely burned all over body. First-aid rendered by Brigade and removed to hospital in Brigade Ambulance. Died on 29-5-1961.
1-6-1961	10-04 P.M.	Naigaum Road, Mithabai Chawl.	Sari coming in contact with naked light (stove).	Bai Rajarmal Baboo, aged about 25 years, severely burned all over body. First-aid rendered by Brigade and removed to hospital in Brigade Ambulance. Detained from treatment. Died on 2-6-1961.
7-6-1961	10-35 A.M.	Room No. 1367, Building No. 19, Maharashtra Housing Colony, Parel Tank Road.	Naked light coming in contact with saree.	Bai Vijubai Chandrakant, aged about 20 years, burned all over body. First-aid rendered by Brigade and removed to hospital in Brigade Ambulance. Detained for treatment. Died on 10-6-1962.

APPENDIX No.—IV (Contd.).

Date.	Time.	Place.	Supposed Cause.	Particulars.
13-6-1961	10-40 P.M.	Nani Bungalow, Chappel Lane, Santacruz (West).	Doubtful ...	Bai Umda Begum Poonawala, aged about 18 years, severely burned all over body. First-aid rendered by strangers before arrival of Brigade. Removed to hospital in Brigade Ambulance. Detained for treatment. Died on 15-7-1961.
16-6-1961	9-27 A.M.	68, Kamathipura 2nd Lane	Doubtful ...	Bai Gomati Pragji Chawda, aged about 28 years severely burned all over body. Expired before arirval of Brigade. Body handed over to Police.
17-6-1961	7-54 A.M.	885, Sewree Cross Road, Wadala Village.	Saree coming in contract with lighted stove.	Bai Kunda Kamlakar aged about 22 years, severely burned all over body. First-aid rendered by Brigade and removed to hospital in Police Wireless Van. Detained for treatment. Died on 17-6-1961.
19-6-1961	1-22 P.M.	Topiwala Building, 135, Babasaheb Ambedkar Road.	Naked light from stove coming in contact with wearing apparel	(1) Shri A. J. Waz, aged about 45 years burned on legs and hands and body and (2) Bai Jetturaj A. Waz aged about 35 years, severely burned all over body. First-aid rendered to both by Brigade and removed to hospital in Brigade Ambulance. Detained for treatment. Both died on 19-6-1961.
30-6-1961	2-36 P.M.	B.D.D. Chawl No. 60 Worli B.D.D. Chawl Road.	Doubtful ...	Bai Jaibai Ambu Mane, aged about 30 years, severely burned all over body. Burned to death. Body handed over to Police.
10-7-1961	8-53 A.M.	Compound of House of Correction, Off Shefferd Road.	Doubtful ...	Bai Lahubai L. Khade, aged about 40 years, severely burned all over body. Taken to hospital by Police before arrival of Brigade. Detained for treatment. Died on 11-7-1961.
17-7-1961	6-36 A.M.	44-B, Twin Colony, Near Vikhroli Fire Station, Bombay-Agra Road.	Doubtful ...	Bai Chandra Chandrakant Trivedi, aged about 20 years, severely burned all over body. First-aid rendered by Brigade and removed to hospital in Brigade Ambulance. Detained for treatment. Died on 19-7-1961.
17-7-1961	8-06 A.M.	28, Narayan Niwas, Navi Wadi Off Dadiseth Agiary Lane	Wearing apparel coming in contact with flames of oil pressure stove.	Bai Devyani Rasiklal Shah, aged about 20 years, severely burned all over body. First-aid rendered by Brigade and removed to hospital in Brigade Ambulance. Detained for treatment. Expired on 18-7-1961 in hospital.
21-7-1961	6-40 P.M.	4-G Dudhwala Chawl No. 2, Makwana Property, Khed Gully.	Sari coming in contact with lighted oil pressure stove.	Bai Gangubai Kisan Pawar, aged about 20 years, severely burned all over body. First-aid rendered by Brigade and removed to hospital in Brigade Ambulance Detained for treatment. Since dead.
25-7-1961	11-00 A.M.	A-1 Ambewadi Estate Girgaum Road.	Naked light from kerosene oil lamp coming in contact with waring apparel	Bai Parvatibai Shankar Sakpal, aged about 20 years, severely burned all over body. First-aid renderedby Brigade and removed to hospital in Brigade Ambulance. Detained for treatment. Died on 27-7-1961.
30-7-1961	11-52 P.M.	165 Lohar Street	Doubtful ...	Shri Bachubhai Babubhai Parekh, aged about 30 years, severely burned all over body. First-aid rendered by Brigade and removed to hospital in Brigade Abmulance. Detained for treatment. Died on 2-8-1961 at 10-00 P.M.
5-8-1961	7-04 P.M.	125-129 Jamnabai Building Bhandari Street,	Doubtful ...	Bai Fulbai, Vishnu Sakpal, aged about 25 years, severely burned all over body. First-aid rendered by Brigade and removed to hospital in Brigade Ambulance. Detained for treatment. Succumbed to burns on 6-8-1961 at 4-00 A.M.
13-8-1961	9-14 A.M.	A hut in Siddharth Colony, Express Highway, Off Barni Road, Chembur.	Doubtful ...	Shri Jaisingh Tatu Yadav, aged about 35 years, severely burned all over body. First-aid rendered by Brigade and removed to hospital in Police Wireless Van. Since dead.
19-8-1961	9-05 A.M.	180, Doctor Street ...	Wearing apparel coming in contact with naked flame.	Bai Sugrabai Taherbhai, aged about 30 years, severely burned on back, chest, abdomen and arms. First-aid rendered by Brigade and removed to hospital in Brigade Ambulance. Detained for treatment. Succumbed to burns on 21-8-1961.
21-8-1961	8-44 A.M.	149-B, Powani Sadan, Lady Jehangir Road, Matunga.	Doubtful ...	Shri Harish Bhanjibhai Poani, aged about 21 years, burned all over body. First-aid rendered by Brigade and removed to hospital in Brigade Ambulance. Detained for treatment. Expired on 21-8-1961 at 10-00 A.M.
21-8-1961	2-18 P.M.	Haji Kasam Chawl, Lamington Road.	Doubtful ...	Bai Parvatibai Ganesh Kosambe, aged about 20 years, burned all over body. First-aid rendered by Brigade and removed to hospital in Brigade Ambulance. Since dead.
26-8-1961	12-04 P.M.	Building No. 40, Subhash Nagar, Chembur Station Colony, Chembur.	Wearing apparel coming in contact with naked light (of lighted Primus)	Bai Sharda Tanaji, aged about 18 years, burned all over body. First-aid rendered by Brigade and removed to hospital in Brigade Ambulance. Detained for treatment. Died on 28-8-1961.

APPENDIX No.—IV (Contd.).

Date.	Time.	Place.	Supposed Cause.	Particulars.
27-8-1961	10-45 A.M.	A-48, Twin Colony, Bombay-Agra Road, Vikhroli.	Wearing apparel coming in contact with naked light (of lighted Primus stove).	Bai Mithabai Thawar, aged about 20 years, severely burned all over body. First-aid rendered by Brigade and removed to hospital in Brigade Ambulance. Detained for treatment. Since dead.
5-9-1961	9-55 A.M.	Gandhi Nagar, Block No. 44, Room No. 2202, Near Housing Colony, Bandra.	Defective oil pressure stove.	Bai Budhi Bhikaji Parab, aged about 22 years, severely burned all over body. First-aid rendered by Brigade and removed to hospital in Brigade Ambulance Detained for treatment. Since dead.
5-9-1961	2-22 P.M.	Damji Marwadi Chawl No. 102, Old Agra Road, Kurla.	Doubtful ...	Bai Sushila Janardan Satam, aged about 30 years, burned to death. Body handed over to Police.
7-9-1961	1-21 P.M.	Arthur Road, Municipal Patra Shed Behind Arthur Road Prison.	Flames from lighted stove coming in contact with wearing apparel.	Shri Dadidas Jivraj, aged about 25 years, severely burned all over body. First-aid rendered by Brigade and removed to hospital in Brigade Ambulance Detained in hospital for treatment. Since dead.
9-9-1961	4-39 P.M.	Modak Rubber Products Private Ltd., Golanji Hill Road	Spark from cigarette lighter coming in contact with pertol vapour.	(1) Shri Babal Mahadev, aged about 28 years, and (2) Shri B. Kamalakar Ramayya, aged about 29 years, severely burned all over bodies. Removed to hospital, in private vehicle before arrival of Brigade. Detained for treatment. Died on 12-9-1961.
9-9-1961	7-36 P.M.	132-142, Jetha Narayan Chawl, Thakurdwar Road	Varnish vapours coming in contact with naked flame.	(1) Kumari Revti Bala Aswalkar, aged about 10 years, and (2) Kumar Vilas Bala Aswalkar, aged about 4 years, severely burned all over body. Removed to hospital before arrival of Brigade. Detained for treatment. Since dead.
13-9-1961	7-26 P.M.	Building No. 62, Pant Nagar Ghatkopar East.	Wearing apparel coming in contact with naked light of Primus stove.	Shri Chandrakant Shankar Lolkhande, aged about 25 years, severely burned all over body. First-aid rendered by Brigade and removed to hospital in Brigade Ambulance. Detained for treatment. Since dead.
20-9-1961	4-28 P.M.	38-C, Korea Chawl, Room No. 26, 2nd floor, Raghunath Maharaj Street.	Naked light from stove coming in contact with wearing apparel	Bai Kalabai Dhondiba, aged about 25 years, severely burned all over body First-aid rendered by Brigade and removed to hospital in Brigade Ambulanc Detained for treatment. Died on 22-9-1961.
22-9-1961	8-32 A.M.	Chandansingh Garage, Vithalbhai Patel Road, Andheri West.	Bursting of oil pressure stove tank (naked light coming in contact with oil)	Shri Raghavan Nair, aged about 22 years, burned to death before arrival of Brigade. Body handed over to Police.
22-9-1961	9-27 A.M.	260M/19, Sarkari Tabela, (Kranti Nagar), Girgaum Road.	Doubtful ...	Bai Sumitrabai Sadanand, aged about 24 years, severely burned all over body. First-aid rendered by Brigade and removed to hospital in Brigade Ambulance. Detained for treatment. Died on 22-9-1961 at 8-00 P.M.
29-9-1961	1-43 P.M.	Kalyan Building No. 2, Sadashiv Cross Lane.	Wearing apparel coming in contact with naked light from oil pressure stove.	Bai Sulochana Ranjitlal Doctor, aged about 39 years, severely burned all over body. First-aid rendered by private doctor before arrival of Brigade. Removed to hospital in Brigade Ambulance. Detained for treatment. Died on 1-10-1961.
9-10-1961	9-28 A.M.	Bora Chawl, Sun Mill Lane	Doubtful ...	Bai Dhanbai Gangaji Barsai, aged about 45 years, severely burned all over body. Found dead. Body handed over to Police.
12-10-1961	12-36 P.M.	Dr. Babasaheb Ambedkar Road, Laxmi Chawl, Jai Hind Cinema.	Flame of oil pressure stove coming in contact with wearing apparel.	Bai Hansibai Chimnaji, aged about 18 years, burned on legs, arms, and face. First-aid rendered by Brigade and removed to hospital in Brigade Ambulance. Detained for treatment. Since dead.
16-10-1961	7-45 A.M.	Chembur Township Colony Near Bharat Glass Works, House No. 112, 2nd floor, Room No. 3902.	Naked fllames from stove.	Bai Raksha Somnath Kapoor, aged about 23 years, severely burned all over body. First-aid rendered by Brigade and removed to hospital in Brigade Ambulance. Detained for treatment. Since dead.
20-10-1961	12-50 P.M.	Chanawala Chawl, Prabhat Colony, Santacruz East.	Flames from flared stove coming in contact with wearing apparel.	Bai Madhuben Sonabhai, aged about 25 years, severely burned all over body. First-aid rendered by Brigade and removed to hospital in Brigade Ambulance. Detained for treatment. Expired on 22-10-1961.
29-10-1961	10-57 A.M.	B.I.T. Chawl No. 1, Mahadeorao Rokde Road.	Doubtful.	Bai Taibai Dattatraya Rokde, aged about 16 years, severely burned all over body. First-aid rendered by Brigadeand removed to hospital in Brigade Ambulance. Detained for treatment. Expired on 30-10-1961.
2-11-1961	8-58 A.M.	Hume Pipe Road Wadala, antop Hill.	Doubtful.	Shri Namdeo Bapu Salvi, aged about 22 years, severly burned all over body. Removed to hspital in Brigade Ambulance. Certified by medical authorities as 'dead'.
3-11-1961	7-59 A.M.	Calcuttawala Estaete, 'C' Block, Lamington Road.	Naked flame of burning stove coming in contact with wearing apparel.	Bai Parvati Purushottam, aged about 15 years, severely burned allover body. First-aid rendered by Brigade and removed to hospital in Brigade Ambulance Since dead.
3-11-1961	10-40 P.M.	Room No. 367, Block No. 18, B. P. T. Quarters, Salt Pan Road, Wadala.	Sari coming in contact with flame of a stove.	Bai Sakinabai Mahomed, aged about 25 years, severely burned all over body. First-aid rendered by Brigade and removed to hospital in Brigade Ambulance. Detained for treatment. Died on 4-11-1961.

APPENDIX No.—IV (Contd.).

Date.	Time.	Place.	Supposed Cause.	Particulars.
13-11-1961	1-55 P.M.	49-A/18 Nowroji Hill Road No. 13.	Wearing apparel accidentally coming in contact with burning flame of oil pressure stove.	Bai Kesarbai Kanji, aged about 30 years, severely burned all over body. First-aid rendered by Brigade and removed to hospital in Brigade Ambulance. Detained for treatment. Died on 14-11-1961.
18-11-1961	3-47 A.M.	57/59, Mint Road.	Doubtful.	Bai Jadavben Amarchand, aged about 65 years, severely burned on left forearm. First-aid rendered by Brigade and removed to hsopital in Brigade Ambulance. Detained for treatment. Died on 21-11-1961
18-11-1961	6-07 P.M.	202-204, Morbaug Road, Bhavnagari Cottage, Naigaum, Room No. 4.	Doubtful.	Bai Vijayagauri Jopandas, aged about 20 years, severely burned all over body. First-aid rendered by Brigade and removed to hospital in Brigade Ambulance. Detained for treatment. Expired on 21-11-1961.
18-11-1961	8-15 P.M.	Room No. 3, Finley Mills Chawls, Government Gate Road.	Sari coming in contact with naked flame of an oil lamp (chimney).	Bai Laxmibai Bhagwan Lotankar, aged about 20 years, severely burned all over body. Removed to hospital in taxi before arrival of Brigade. Detained for treatment. Expired on 21-11-1961.
24-11-1961	7-54 A.M.	45, Chowpatty Road, Banker Chawl.	Sari coming in contact with lighted stove.	Bai Vijaya Vasudeo Shelar, aged about 19 years, severely burned all over body. Taken to hsopital by stranger before arrival of Brigade. Detained for treatment Died on 25-11-1961.
25-11-1961	6-50 A.M.	Dhan Terrace, Ganesh Gulli, Dr. Babasaheb Ambedkar Road.	Naked light of oil pressure stove coming in contact with wearing apparel.	Bai Jaibai Purushottam, aged about 16 years, severely burned all overbody. First-aid rendered by Brigade and removed to hospital in Brigade Ambulance. Detained for treatment. Since dead.
27-11-1961	9-31 A.M.	Labour Quarters, St. X'vier College Compound.	Defective oil pressure stove.	Bai Manjulabai Shankar Rane, aged about 25 years severely burned on face and hands. Taken to hospi, tal by public before arrival of Brigade. Detained for treatment. Died in hospital.
27-11-1961	11-03 P.M.	Jai Bharat Co-operative Housing Society, Block No. 14-C, Khar Road, No. 5.	Accumulated liquified petroleum gas coming in contact with, lighted cigarette.	(1) Bai Tarabai Kanayalal Shet, aged about 35 years, (2) Kumar Narayan K. Shet, aged about 14 years, and (3) Kumar Dhiman K. Shet, aged about 7 years, severely burned all over body All were taken to hospital in private car before arrival of Brigade. Detainedfor treatment. Victim (1) died on 2-12-1961, (2) died on 29-11-1961 and (3) died on 19-12 1961.
30-11-1961	6-88 P.M.	'Abid Manzil', 139, Nagdevi S.reet, junctior Bhajipala Street.	Wearing apparel coming in contact with naked flame from stove.	Shri Fidahussein Mahomedali Rupawala, aged about 80 years, severely burned all over body. Firest-aid rendered by Brigade and removed to hospital in Brigade. ambulance. Since dead.
9-12-1961	3-00 P.M.	2 Ganesh Chawl, 9th Rd. Daulat Nagar Borivli	Wearing apparels coming in contact with naked flame (Primus stove flared up).	Bai Rajanibai Popatlal aged about 22 years, severely burned allover body. First- id rendered by a private doctor. Removed to hospital in Brigade Ambulance. Detained for treatment. Subsequently died.
8-12-1961	6-00 P.M.	Tarabaug Estate, 'G' Block Charni Road.	Doubtful.	Bai Naina Amritlal Dave, aged about 15 years, severely burned all over body. Died before arrival of Brigade. body Handed over to Police.
12-12-1961	1-07 P.M.	Gram Panchayat Road, Goregaon West, Amrit Niwas.	Unknown.	Bai Mohinibai Rajmal, aged about 32 years, severley burned on hands and face. First-aid rendered by pirvate doctor and removed to hospital in Private car before arrival of Brigade Since dead.
26-12-1961	6-21 P.M.	G.A. Galiyakotwala Estate, Near Morol Village, off Ghatkopar, Mahul Road.	Wearing apparel coming in contact with naked flames from stove.	Bai Damayanti Jawahar Mehta aged about 23 years, severely burned on hands and legs. First -aid rendered by Brigade and removed to hospital in Brigade Ambulance. Detained for treatment . Died in hospital.
27-12-1961	5-07 P.M.	142-J, Bhuleshwar Road, Lal Bava Haveli Compound, Bhuleshwar.	Wearing apparel coming in contact with oil pressure stove.	Bai Chandrakanta Laxminarayan, aged about 20 years, severely burned all over body. First-aid rendered by Brigade and removed to hospital in Brigade Ambulance. Detined for treatment. Died on 28-12-1961.
31-12-1961	6-05 P.M.	B. P. T. Chawl No. 30/588, Saltpan Road, Wadala.	Naked flame coming in contact with clothings.	Shri Aishadi Kutbuddin, aged about 23 years, severely burned all over body. First-aid rerdered by Brigade and rem ved to Hospital in Brigade Ambulance. Detained for treatment. Died on 3-1-1962.
3-1-1962	11-21 A.M.	Gowalia Tank Road Cross Lane, Daruwala Chawl, Papanas Wadi, Chawl No. 5, Room No. 43.	Doubtful.	Bai Shakuntala S. Zore, aged about 16 years, severely burned all over body. First-aid rendered by Brigade and removed to hospital in Brigade Ambulance. Detained for treatent. Died in hospital on 7-1-1962.
4-1-1962	4-15 P.M.	Naigaum Cross Road, Sahakar Nagar, Municipal Chawl No. 35, Room No. 2.	Doubtful.	Bai Vasantibai Baliram Kadam, aged about 35 years, severely burned all over body. First-aid rendered by Brigade and removed to hospital in Brigade Ambulance. Detained for treatment. Died on 7-1-1962
6-1-1962	2-07 P.M.	Dharavi Road Cross Lane, Kuttiwadi, Lovji Bhimji Building, Room No. 5.	Wearing apparel coming in contact with lighted oil pressure stove.	Bai Tasumma Mahomed Habib, aged about 25 years severely burned all over body. First-aid rendered by Brigade and removed to hospital in Brigade Ambulance. Detained for treatment. Subsequently died.

APPENDIX No.—IV (Contd.).

Date.	Time.	Place.	Supposed Cause.	Particulars.
9-1-1962	9-23 A.M.	B-8, Sarvodaya Co-perative Society, Sangam Estate, Bombay-Agra RoadGhatkopar.	Doubtful.	Shri Lacchan D. Oswal, aged about 28 years, severely burned all over body. First-aid rendered by a private medical practitioner, Removed to hospital in Brigade Ambulance. Since dead.
12-1-1962	7-16 P.M.	Satta Galli, off Shaikh Memon Street.	Wearing apparel coming in contact with naked flame of oil wick lamp.	Bai Damayantibai Fatehchand, aged about 25 yaers severely burned all over body. First-aid rendered by Brigade and removed to hospital in Brigade Ambulance. Detained for treatment. Died on 15-1-1962.
13-1-1962	9-12 A.M.	'FAIR FIELD' 204, Cadell Road.	Wearing apparel coming in contact with naked light of match stick.	Bai Parvatibai Sambhaji Kalewal, aged about 30 years, severely burned all over body. Treated by medical practioner before arrival of Brigade. Removed to hospital in Brigade Ambulance. Detained for treatment. Expiredon 13-1-1962.
14-1-1962	1-50 P.M.	Jamnadas Adukiya Road, (Bhanupada), Kandivli, West.	Unknown.	Bai Rinibai Rajade Bharat, aged about 15 years, severely burned all over body. Removed to hospital bv inmates beofre arrival of Brigade. Detained for treatment. Later on died.
15-1-1962	7-07 A.M.	Manikbai Kunj, Arogya Bhavan, Chembur, Anvenue Road, near New Municipal Gardens, Chembur.	Doubtful.	Bai Rewabai Hansraj, aged about 55 years, severely burned all over body. First-aid rendered by Brigade and removed to hospital in Brigade Ambulance Detained for treatment. Since dead.
17-1-1962	7-38 A.M.	Chembur Housing Colony, Subhash Nagar Building No. 2, Room No. 70.	Wearing apparel coming in contact wiht naked flame of a lighted stove.	Bai Tulsa Sawratkar, aged about 17 years, severely burned all over body. Fist-aid rendered by Brigade and removed to hospital in Brigade. Ambulance. Detained for treatment. Died on 26-1-1962.
20-1-1962	12-20 P.M.	H. No. 1-11, Mahadeo Shankarshet Lane, off Girgaum Road, Chira Bazar.	Doubtful.	Bai Bhimabai Ramchandra, aged about 45 years, severely burned all over body. First-aid rendered bv Brigade and a private doctor. Removed to hospital in-Police Van. Detained for treatment. Died on 23-1-1962.
23-1-1962	6-32 A.M.	Jerbai Wadia Road, Parel.	Wearing apparel coming in contact with naked flame of oil pressure stove.	Bai Shantibai Ramrao Shirde aged about 60 years, severely burned all over body. Died before arrival of Brigade. Body handed over to Police.
24-1-9162	6-14 P.M.	Amar Villa, Brahmanwada Road, Block, No. 23, Room No. 1 Matunga.	Doubtful.	Shri L. M. Laxminarayan, aged about 50 years, severely burned all over body. First-aid rendered by Brigade and removed to hospital in Brigade Ambulance. Detained for treatment. Died in hospital on 26-1-1962.
31-1-1962	11-09 A.M.	Tasulkar's Chawl, Chawl No. 1 Bal Govinddas Rd.	Doubtful.	Bai Tulsa Kashinath Keluskar, aged about 26 years, severely burned all over body. Taken to hospital in private car before arrival of Brigade. Detained for treatment. Since dead.
5-2-1962	10-36 A.M.	Allabux Havildar's House, Mogra, Andheri (East).	Wearing apparel coming in contact with naked flame of a kero sence stove.	Bai Zakiabi Sk. Amir, aged about 18 years, severely burned all over body. First-aid rendered by Brigade and removed to hospital in Brigade Ambulance. Detained for treatment. Subsequently died.
5-2-1962	11-37 A.M.	Naigaum Road, Spring Mills, Chawl No. 8, Room No. 3.	Doubtful	Bai Sonabai Sadu, aged about 18 years, severely burned all over body. Found dead before arirval of Brigade. Body handed over to Police.
5-2-1962	5-02 P.M.	Bhati Building, near Borivli Police Station, Borivli (West).	Sari coming in contact with naked light.	Bai Marjula Harshadrai Pandya, aged about 20 years severely burned all over body. First-aid rendered by Brigade and removed to hospital in Brigade Ambulance. Detained for treatment. Subsequently died.
9-2-1962	9-14 A.M.	Ghatkopar Mahul Road, Tilak Nagar, (Old name-Township Colony), Chembur, Building No. 112, Room No. 3877.	Doubtful ...	Shri A. S. Ramkrishnan, aged about 30 years, severely burned all over body. First-aid rendered by Brigade and removed to hospital in Brigade Ambulance. Detained for treatment. Since dead.
10-2-1962	10-02 P.M.	Building No. 71, Godrej Colony, Vikhroli.	Doubtful ...	Bai Siwi Bhagwan Panchal, aged about 32 years severely burned all over body. First-aid rendered by Brigade and removed to hospital in Brigade Ambulance. Detained for treatment. Since dead.
11-2-1962	1-43 A.M.	Khaipha's hut, Block No. 8, PlotNo.2, Ianata Colony, Olf Sion-Trombay Road, Mankhurd.	Doubtful ...	Bai Fatima Khalipha, aged about 45 years, severely burned all over Body. First-aid rendered by Brigade and removed to hospital in Brigade Ambulance. Detained for treatment. Since dead.
11-2-1962	10-18 A.M.	Chandrabhaga Niwas, 198D Cavel Cross Lane No 10, Chira Bazar.	Wearing apparel coming in contact with naked flame of oil pressure stove.	Bai Alka Anant Salvi, aged about 20 years, severely burned all over body. First-aid rendered by Brigade and removed to hospital in Brigade Ambulance. Detained for treatment. Died on 15-2-1962.
17-2-1962	9-34 P.M.	82/88, Huzaria Street ...	Naked flame of an oil pressure stove coming in contact with wearing apparel.	Bai Khatijabai Ismail, aged about 25 years, severely burned all over body. Removed to hospital by inmates before arrival of Btigade. Detained for treatment. Since dead.

APPENDIX No.—IV (Contd.).

Date.	Time.	Place.	Supposed Cause.	Particulars.
18-2-1962	6-41 A.M.	70, Aimai Merwanji Street	Sari coming in contact with naked light.	Bai Dhanbai Sonu Penkar, aged about 45 years, severely burned all over body. First-aid rendered by Brigade and removed to hospital in Brigade Ambulance. Detained for treatment. Expired on 19-2-1962.
26-2-1962	2-48 P.M.	Building No. 7, Muncipal Tenements Chawl Near Vikhroli Fire Station, Vikhroli, Off Bombay-Agra Road.	Doubtful	Bai Sugrabai Daudkhar, aged about 20 years, severely burned all over body. First-aid rendered by Brigade and removed to hospital in Brigade Ambulance. Detained for treatment. Since dead.
27-2-1962	3-24 P.M.	260-D, Girgaum Road, Sarkari Tabela.	Doubtful ...	Shri Tukaram Yesu Rane, aged about 60 years, severely burned all over body. First-aid rendered by Brigade and removed to hospital in Brigade Ambulance. Detained for treatment. Died in hospitalon 3-3-62.
3-3-1962	5-03 P.M.	Kanbai Chawl, 33-D, Khadilkar Road.	Wearing apparel coming in contact with naked flame of an oil pressure stove.	Bai Bhanumati Maganlal, aged about 20 years. severely burned all over body. First-aid rendered by Birgade and removed to hospital in Brigade Ambulance. Detained for treatment. Expired on. 3-3-1962 in hospital.
6-3-1962	4-25 P.M.	Ghatkopar Mahul Road, Maharashtra Housing Colony, Building No. 109	Naked light from stove	Bai Vimal Balkrishna, aged about 18 years, burned to death before arrival of Brigade. Body handed over to Police.
9-3-1962	10-13 A.M.	33-35 Picket Road ...	Saree coming in contact with naked flame of a stove accidentally.	Bai Hirubai Ramchandra Prabhu, severely burned all overbody. First-aidrenderedby Brigade and removed mov to hospital in Motor Pump. Detained for treatment. Expired on 9-3-1962 at 5-00 P.M.
14-3-1962	2-16 P.M.	House No. 123, Kapadia Building Ardeshir Dadi Street.	Doubtful ...	Bai Panna Shantilal Dhruv, aged about 17 years, severely burned all over body. First aid rendered by Brigade and removed to hospital in Brigade Ambulance. Detained for treatment. Expired in hospital on the same day.
14-3-1962	5-04 P.M.	H. No. 29, Abdulla Kasim Mansion, Memonwada Road, junction of Bengalpura Street.	Wearing apparel coming in contact with an oil pressure stove.	Bai Halimabai Yusuf, aged about 20 years, severely burned all over body. First-aid rendered by Brigade and removed to hospital in Brigade Ambulance Detained for treatment. Expired on 15-3-1962.
25-3-1962	6-17 A.M.	Badani Chawl, 198, Doctor Street.	Naked flame of an oil pressure stove coming in contact with wearing apparel.	Bai Fatmabai Jiwanji, aged about 75 years, severely burned all over body. First-aid rendered by Brigade and removed to hospital in Brigade Ambulance. Detained for treatment. Since dead.
30-3-1962	9-16 P.M.	Hut in compound on South side of Vitrum Glass Works, Hariyali, Vikhroli, Bombay-Agra Road	Naked flame from kerosene oil stove	Bai Munni Ram Kalan Misra, aged about 14 years. slightly burned on hands and legs. Takentohospital in motor taxi before arrival of Brigade. Detained for treatment. Since dead

Appendix No. V

BOMBAY FIRE BRIGADE

Statement showing Distribution of Appliances and Staff etc.

Appliances etc.	Stations.													
	Head quarters	Alex-andra Docks	Gowalia Tank	Sewree	Fort	Colaba	Shivaji Park	Worli	Dadar	Memon-wada	Mandvi	Andheri	Vikhroli	Total.
Motor Pumps ...	4	2	1	1	1	1	1	1	3	1	2	2	1	21
Fire Tenders ...	...	...	...	...	...	...	...	1	...	2	...	1	...	4
Trailer Pumps ...	1	...	...	...	...	1	...	1	1	1	...	1	1	7
Light Trailer Pumps ...	...	...	...	...	...	...	...	...	...	1	...	...	1	2
Turn Table Ladders ...	...	...	...	...	...	...	...	...	...	...	...	...	...	...
Turn Table Ladders with Pumps ...	1	...	...	...	1	...	...	...	...	1	...	...	...	3
Motor Emergency Tender ...	1	...	...	...	...	...	...	...	...	...	...	1	1	3
Crash Tender ...	...	...	...	...	...	...	...	...	...	...	...	...	1	1
Hose Lorry-Cum Canteen Van	1	...	...	...	...	...	...	...	...	...	...	...	...	1
Control Post ...	1	...	...	...	...	...	...	...	...	...	...	...	...	1
Special Lorry ...	1	...	...	...	...	...	...	...	...	...	...	...	...	1
Delivery Vans ...	2	...	...	...	...	...	...	...	...	...	...	...	...	2
Station Wagon ...	1	...	...	...	...	...	...	...	...	...	...	...	...	1
Motor Jeeps ...	3	...	...	...	1	...	...	...	...	...	...	1	1	6
Pick-up Van ...	1	...	...	...	...	...	...	...	...	...	...	...	...	1
Fire Escape Ladders ...	5	1	1	1	1	2	...	1	1	1	1	...	...	15
Extension Ladders ...	6	1	...	...	...	...	1	1	1	2	1	3	1	17
Hook Ladders ...	6	2	2	2	...	3	1	2	2	2	...	4	1	27
Hose Reels ...	...	...	1	1	...	1	...	1	1	1	1	...	...	7
Sets of Breathing Apparata ...	12	5	1	1	3	2	1	2	3	3	3	4	3	43
Sets of Gas Masks ...	15	2	1	1	3	3	...	2	1	3	1	2	4	38
Oxy-Acetylene Cutting Plant...	1	...	...	...	...	...	...	...	...	...	...	...	...	1
Foam making Equipments ...	2	...	...	...	...	...	...	...	...	...	...	2	...	4
Portable Lighting Sets ...	1	...	...	...	...	...	...	...	...	...	...	1	...	2
Blower and Exhauster ...	1	...	...	...	...	...	...	...	...	...	...	...	...	1
Delivery Hose in feet ...	7,450	4,000	2,250	2,250	4,400	2,250	2,500	3,500	4,000	7,850	3,750	3,250	4,500	51,950
Spare	9,400													9,400
Staff—Fire Brigade														
Principal Officers including Chief Officer ...	10	2	1	1	2	2	1	1	1	3	1	2	2	61,350 29
Motor Mechanic ...	1	...	...	...	...	...	...	...	...	...	...	...	...	1
Sub-Officers ...	2	1	...	...	...	...	...	...	1	1	...	1	1	7
Fitters ...	6	...	...	...	...	...	...	...	...	...	...	...	...	6
Motor Drivers ...	17	3	2	1	4	2	2	3	4	5	4	3	3	53
Tindals ...	17	3	2	1	2	1	1	2	3	5	2	3	3	45
Firemen ...	72	19	14	13	17	13	13	19	20	28	19	19	19	285
Carpenters ...	3	...	...	...	...	...	...	...	...	...	...	...	...	3
Mochis	3	...	...	...	...	...	...	...	...	...	...	...	...	3
Halalkhores Women ..	5	1	...	1	1	...	...	...	1	1	...	1	...	11
Ambulance service														
Ambulances	4	1	...	...	...	1	...	1	1	1	...	1	1	11
Motor Drivers ...	3	1	...	...	...	1	...	1	1	1	...	1	1	10
Firemen (Attendants) ...	7	2	...	...	...	2	...	2	2	2	...	2	2	21
Telephone Operators	4	...	...	...	...	...	...	...	...	...	...	...	...	4

APPENDIX VI.

BOMBAY FIRE BRIGADE

MONTH	Types of Fires.																						No. of Fires.				Estimated loss in three classes of Fires.
	Household.	Textiles, Woolen, Silkstc., Mills.	Oil mills, factories, ginning and pressing works and manufacturing concerns.	Granieries.	Storages and ware-houses, goods yards and sheds.	Explosive fire-works, match factories, etc.	Chemical Fires.	Cellulose spraying and lacquer manufacturing.	Electrical Installations.	Chimney Fires.	Timber and wood-works, etc.	Cinematograph films, celluloid, plastic, etc.	Docks, air-ports and railway installations.	Petroleum and oil refinery installations.	Shops, offices and commercial establishments.	Theatres, cinemas, dance-halls and places of public assembly.	Institutions, education libraries, hospitals etc.	Gas, electricity, water sewage undertaking.	Professional establishments.	Farms, lands, hay-stocks and hay-ricks, etc.	Forest plantation.	Rail and road vehicles and rolling stock.	Refuse and outdoor storages.	Miscellaneous.	Small.	Medium.	Serious.	Total.	
																											Rs.
April 1961 ...	45	11	17	...	2	...	...	...	2	...	...	...	3	...	13	1	...	...	...	...	...	10	18	9	128	2	1	131	1,32,030
May 1961 ...	29	7	10	...	1	...	...	...	1	...	...	...	4	...	7	3	1	...	...	...	...	10	24	7	100	2	2	104	6,99,644
June 1961 ...	23	4	8	...	3	...	...	...	9	...	...	...	6	...	8	...	2	...	...	...	...	8	4	12	87	...	...	87	30,871
July 1961 ...	37	4	13	...	1	...	...	...	9	...	...	...	6	...	13	3	3	...	...	...	...	7	2	3	100	1	...	101	43,997
August 1961 ...	13	8	8	...	1	...	...	...	4	...	...	...	1	...	11	...	...	...	...	...	...	8	1	1	54	2	...	56	1,13,586
September 1961 ...	24	11	12	...	...	...	...	...	4	...	...	...	4	...	4	...	1	...	...	...	...	15	4	3	79	1	2	82	4,90,625
October 1961 ...	40	11	11	...	6	...	...	...	2	...	...	...	6	...	13	...	1	...	...	...	...	17	10	3	114	5	1	120	1,25,747
November 1961 ...	56	23	11	1	3	...	...	...	2	...	...	1	8	...	14	...	1	1	...	...	3	23	19	21	185	1	1	187	50,98,302
December 1961 ...	34	6	9	...	4	...	...	...	4	1	1	...	7	...	15	1	...	...	...	1	3	7	11	5	107	2	...	109	81,181
January 1962 ...	44	15	10	1	2	...	...	...	1	1	2	...	5	...	14	4	...	1	...	...	1	17	15	7	132	4	1	137	1,96,825
February 1962 ...	37	11	13	...	5	...	...	...	4	...	...	...	2	...	10	1	2	...	...	...	4	11	12	7	116	2	1	119	9,84,432
March 1962 ...	35	10	16	...	...	...	...	...	4	...	1	...	5	...	15	3	...	...	...	2	...	7	19	8	119	5	1	125	2,27,728
Total ...	417	121	138	2	28	...	...	...	46	2	4	1	57	...	137	13	11	2	...	3	11	140	139	86	1,321	27	10	1,358	82,24,968

APPENDIX VII

BOMBAY FIRE BRIGADE.

TYPE OF FIRES.	Burning of waste grass lands.	Dust explosions.	Radiation.	Hot ashes.	Naked light.	Chimney.	Electric origin (D.E.C.).	Explosive fire works.	Gas, coal, furnaces.	Incendiarism.	Sparks from locomotion.	Mechanical heat or spark.	Ovens, stoves or open fires.	Careless smoking (Light thrown down)	Spontaneous combustion.	Chemical reaction.	Miscellaneous	Unknown.	Doubtful.	Total.
(1) Household	...	...	1	1	66	...	105	10	5	1	...	...	89	50	...	1	21	18	49	417
(2) Textile, Woolen Silk, etc., Mills	...	...	...	...	...	...	10	3	...	...	...	73	2	3	2	3	13	12	...	121
(3) Oil mills, factories Ginning and Pressing Works and manufacturing concerns.	...	...	4	...	11	7	22	2	5	...	...	4	7	14	8	...	37	17	...	138
(4) Graineries	...	...	...	...	...	...	1	...	...	...	...	...	...	...	...	...	...	1	...	2
(5) Storage and Ware Houses, goods yards and sheds	...	...	...	...	1	...	1	...	...	...	...	...	...	10	5	1	2	8	...	28
(6) Explosives. fire works, match factories, etc.	...	...	...	...	...	...	...	...	...	...	...	...	...	...	...	...	...	...	...	...
(7) Chemical Fires	...	...	...	...	...	...	...	...	...	...	...	...	...	...	...	...	...	...	...	...
(8) Cellulose spraying and lacquer manufacture	...	...	...	...	...	...	...	...	...	...	...	...	...	...	...	...	...	...	...	...
(9) Electrical Installations	...	...	...	...	...	...	45	...	...	...	...	...	...	...	...	...	...	...	...	46
(10) Chimney Fires	...	...	...	...	...	1	...	...	...	...	...	...	...	...	...	...	1	...	...	2
(11) Timber and woods works, etc.	...	...	...	...	..	...	...	...	...	...	...	...	...	3	...	...	1	...	...	4
(12) Cinematograph films, Celluloid, Plastic, etc.	...	...	...	...	...	...	...	...	...	...	...	...	...	...	...	...	1	...	...	1
(13) Docks, Air-ports and Railway Installations	...	...	1	...	4	...	10	...	...	...	7	...	...	14	3	11	6	1	...	57
(14) Petroleum and oil and refinery installations	...	...	...	...	...	...	...	...	...	...	...	...	...	...	...	...	...	...	...	...
(15) Shops, offices and commercial establishments	...	...	2	...	4	...	53	2	...	1	...	...	8	23	4	7	20	13	...	137
(16) Theatres, cinemas, dance halls and places of public assembly	...	...	...	...	...	...	6	...	1	...	...	...	...	5	...	...	1	...	...	13
(17) Institutions, Educational Libraries, Hospitals, etc.	...	...	1	...	...	...	5	...	...	...	...	...	...	1	...	...	3	1	...	11
(18) Gas, electricity, water sewage undertaking	...	...	...	...	...	...	...	...	1	...	...	...	...	1	...	...	...	...	...	2
(19) Professional Establishments	...	...	...	...	...	...	...	...	...	...	...	...	...	...	...	...	...	...	...	...
(20) Farms, lands, hay stacks, crops, hay ricks, etc.	...	...	...	...	...	...	...	...	...	...	...	...	...	...	1	...	...	2	...	3
(21) Forest Plantation	...	...	...	...	...	...	...	1	...	...	...	...	...	8	...	...	...	2	...	11
(22) Rail and road vehicles and rolling stock	...	...	...	...	5	...	92	...	...	...	...	...	...	8	...	2	28	5	...	140
(23) Refuse and outdoor storages	...	...	...	11	...	...	...	2	...	...	...	...	...	119	...	...	1	6	...	139
(24) Miscellaneous	...	...	1	...	6	...	...	14	...	1	...	1	...	38	2	1	18	4	...	86
Total	...	...	10	12	97	8	351	34	12	3	7	78	106	297	25	26	153	90	49	1,358

APPENDIX VIII

BOMBAY FIRE BRIGADE

Types of Rescue Work	In Fires	In accidents.	Total
(*a*) Number of persons rescued alive without injuries or burns ...	34	55	89
(*b*) Number of persons rescued alive with burns and/or injuries and subsequently recovered	235	271	506
(*c*) Number of persons rescued alive with burns and/or injuries but subsequently died	94	67	161
(*d*) Number of human lives lost before arrival of Brigade ...	10	47	57
(*e*) Number of casualties amongst Fire Service Personnel ...	9	2	11
(*f*) Number of animal lives rescued	6	12	18

APPENDIX IX

BOMBAY FIRE BRIGADE

Fire Risk Covered :

(*a*) Textile, Woollen, Silk and artificial Silk (Rayon etc. Mills)	92
(*b*) Ginning Mills	100
(*c*) Cotton Presses	8
(*d*) Oil Mills	21
(*e*) Petrol and Oil Storages and refineries	55
(*f*) Match factories, fireworks and explosives manufacturers	3
(*g*) Explosives stores	8
(*h*) Processes involving dangerous petroleum products	8
(*i*) Cinematograph films, Celluloid Plastics and Bakelite Works	74
(*j*) Timber and wood working paper manufacture	112
(*k*) Chemical Works	42
(*l*) Gas and Electricity Undertaking	7
(*m*) Docks, Railways, Air-Port installations	13
(*n*) Warehouses, Goods Yards, Goods Sheds	228
(*o*) Manufacture of Rubber Goods	17
(*p*) Manufacture of other goods	167

Water Facilities :

(1) Hydrants and approximate capacity	10,430
(2) Water ponds	87
(3) Refilling Places	21
(4) Wells, Rivers and Canals	962
(5) Other facilities like static tanks, storage tanks, etc.	174 AND Sea Water around the island of Bombay.

MUNICIPAL GARDENS.

1. Shri G. S. Hegde, held the post of Superintendent of Gardens during the year 1961-62.

2. *Sites*: There are 28 gardens, 62 recreation grounds, 4 fountains, 7 traffic islands, 5 open spaces, 5 band-stands, 4 box hedges and 1 Statue in charge of this department. Development of new sites were undertaken during the year as under:—

(*a*) Zaobawadi site Girgaon, (*b*) Kamathipura 10th Street, (*c*) 2nd Fanaswadi site, (*d*) Queens Cemetery (under development), (*e*) Plot opposite Sion Hospital near Plot No. 215.

3. *Visitors*: The number of visitors to the garden is on the increase like last year.

4. *Victoria Gardens*: Students from colleges and schools were conducted around the garden and as usual botanical specimen were supplied to the educational institutions in the State. During the year the plots, around the new Reptile and Monkey houses were raised, levelled up and pathways laid out. A raised platform adjacent to the new Reptile House was built up to enable the visitors to have a better look of the reptiles. The plot along southern wall was renovated and the side of the same was built up. Half of the old palm house in the Victoria Gardens was renovated. The provision of boating facilities in the Victoria Gardens commencing from October 1961 is peculiar feature of the various amenities provided. It has attracted large number of visitors to the gardens for availing of the said amenity.

The Garden Department also took, part in the Vegetable, Fruit and Flower Show.

During the year the following Municipal Hospital Gardens were placed in charge of this department for the purpose of maintenance:—

(*a*) Kasturba Hospital Garden, (*b*) T. N. M. College, Hostel Garden, (*c*) K. E. M. Hospital Garden, (*d*) G. T. B. Hospitals Sewri Garden, (*e*) L. T. M. G. H. Sion Hospital Garden, (*f*) Dadar T. B. Clinic and Hospital Garden.

5. The Open Air Theatre in the Victoria Gardens proved to be a centre of attraction. It was reserved on 77 occasions,during the year under report for cultural programmes, dramas and social gatherings conducted mostly by lower and middle class people and the annual yield accrued by way of rent was Rs. 5,862.00.

During the year under report 29 band, 15 Indian Vocal Music, 76 Orchestra, and 233 recorded music programmes were relayed, at different Municipal gardens. In addition to this, music broadcast by A.I.R. was also relayed every day in the Victoria Gardens between 5 P.M. and 7 P.M. The elephant, camel and pony rides in the Victoria Gardens continued to be enthusiastically interesting as before.

5. Special repairs and some new works included in the budget estimates for 1961-62 were also craried out at the Victoria Gardens and other public Gardens at total cost of Rs. 1,95,980.00.

6. 1,308 trees were planted in the city on newly constructed roads and as replenishment of casualties on the roads and public gardens.

7. *Wild Life Day*: Wild Life Week was celebrated like last year from 1-10-1961 to 7-10-1961 in the Victoria Gardens under the advice of Indian Board for Wild Life. Voluntary donations were collected from the visitors to the Zoo and informative talks were held, specially in the interest of school going children.

8. The live stock in the Zoo section increased by 6.8 per cent. as shown in Appendix A.

Increase: 566 Mammals and 88 birds were born, 131 mammals, 103 birds and 12 reptiles were received as present, 9 mammals, 78 birds, and 9 reptiles were purchased, 5 birds were recevied in exchange.

Decrease: 45 Mammals, 83 birds, and 26 reptiles died, 478 mammals, 13 birds and 2 reptiles were given in exchange. 198 wild animals and birds were treated in the Zoo hospital and 167 specimens of patho-bacteriological interest were examined free of charge at Bombay Veterinary College.

9. Students from Nagpur and Bombay Veterinary Colleges were conducted around the Zoo and instructions were imparted on the subject of securing mild animals, their treatment, feeding and management.

The total expenditure and income of the Gardens Department during the year under report was Rs. 10,29,890.00 and Rs. 83,256.97 as against Rs. 9,75,648.00 and Rs. 80,812.00 respectively during the year 1960-61.

G. S. HEGDE,
Superintendent of Gardens.

APPENDIX "A"

List of Animals in the Zoological Section.

	Nos.
A.—Carnivorous Animals	
(1) Lion ...	3
(2) Tiger ...	2
(3) Leopard ...	8
(4) Leopard Black ...	1
(5) Hyaena striped ...	9
(6) Wolf ...	1
(7) Jackal ...	6
(8) Fox ...	3
(9) Chow chow Dog ...	1
(10) Dingo ...	1
(11) Bear Sloth ...	1
(12) Bear Himalayan Black ...	3
(13) Bear Himalayan Brown ...	1
(14) Bear, European, Brown ...	1
(15) Civet Lesser ...	1
(16) Civet Palm ...	2
(17) Jungle cat ...	1
(18) Mongoose ...	3
(19) Dog local ...	5
(20) Cat local ...	5
(21) Cat Siamese ...	1
	59
B.—Herbivorous Animals	
(1) Elephant ...	1
(2) Camel ...	3
(3) Rhinoceros ...	1
(4) Hippopotamus ...	2
(5) Zebra Chapman's ...	2
(6) Deer, Sambhar ...	5
(7) Deer Spotted ...	22
(8) Deer Ribfaced ...	4
(9) Deer Fallow (Brown) ...	11
(10) Deer Mouse ...	4
(11) Antelope Indian ...	15
(12) Antelope four horned ...	6
(13) Gazelle Indian ...	3
(14) Fat tailed sheep ...	6
(15) Sheep Indian ...	1
(16) Blue Bull (Nilgai) ...	15
(17) Pony ...	1
(18) Wild Boar Indian ...	2
(19) Wild Boar German ...	2
	106
C.—Marsupial animals	
(1) Kangaroo ...	3
(2) Rottenest Island Wallby ...	3
	6
D.—Rodents	
(1) Guineapigs ...	23
(2) Rabbit ...	26
(3) Rat white ...	29
(4) Mice white ...	119
(5) Wild Hare ...	9
(6) English pigs (Albino) ...	2
(7) Porcupine ...	2
	210

	Nos.
E.—Primates or Monkey tribe	
(1) Drill ...	1
(2) Baboon Gelada ...	1
(3) Baboon dog faced ...	2
(4) Monkey Langoor ...	2
(5) Monkey Sooty mangaby ...	1
(6) Monkey Golden Rhesus ...	3
(7) Monkey Lion tailed ...	2
(8) Monkey Rhesus ...	3
(9) Monkey Bonnet ...	2
(10) Monkey Mona ...	1
(11) Monkey Vervet ...	1
(12) Monkey Pigtailed ...	3
(13) Gibbon ...	1
	23
F.—Birds	
(1) Jungle fowl ...	10
(2) Fowl, white Leghorn ...	1
(3) Guinea fowl ...	19
(4) Turkey fowl ...	9
(5) Peafowl white ...	3
(6) Peafowl, Indian ...	5
(7) Pheasant Silver ...	1
(8) Pheasant Kaleage ...	1
(9) Pheasant Amherst ...	1
(10) Spurfowl Painted ...	1
(11) Hornbill King ...	1
(12) Marsh Harrier ...	2
(13) Horned owl large ...	3
(14) Vulture ...	1
(15) Quail, Bush ...	31
(16) Partridge Chakore ...	6
(17) Partridge, Indian Grey ...	10
(18) Partridge Painted ...	4
(19) Pigeon Jacobin ...	7
(20) Pigeon, Fantailed ...	29
(21) Pigeon common ...	54
(22) Pigeon Shiraji ...	14
(23) Pigeon Nun ...	3
(24) Pigeon Powter ...	4
(25) Pigeon Homer ...	4
(26) Pigeon white crested ...	4
(27) Pigeon Tumbler ...	8
(28) Dove, white ...	6
(29) Dove, Red ...	2
(30) Dove, Crested ...	1
(31) Dove, turtle ...	6
(32) Dove green ...	1
(33) Dove diamond ...	1
(34) Weaverbird ...	1
(35) Cockatoo Blue eyed ...	1
(36) Cockatoo Roseate ...	2
(37) Parrot Alexandrine ...	5
(38) Parrot Ring necked ...	13
(39) Parrot Blossom headed ...	3
(40) Budger gar ...	22
(41) Budgerigar Lutino ...	1
(42) Myna Greyheaded ...	4
(43) Myna Brahmini ...	1
(44) Myna Bank ...	2
(45) Lalmunia ...	34
(46) Finch Diamond ...	9
(47) Finch Bicoloured ...	1
(48) Finch, Silver ...	2
(49) Finch Zebra grey ...	5

	No.
(50) Finch Zebra white ...	1
(51) Robin, Pekin ...	9
(52) Bulbul, Red whiskered ...	8
(53) Sparrow Java ...	4
(54) Magpie Blue ...	1
(55) Jay Nepal ...	2
(56) Koel (Indian Cuckoo) ...	3
(57) Conure, Green ...	1
(58) Laughing Thrush Strailed ...	1
(59) Laughing Thrush white crested ...	2
(60) Whistling Thrush straited ...	3
(61) Crane Sarus ...	4
(62) Crane Demoiselle ...	3
(63) Crane Crowned ...	2
	403

G.—Birds Aquatics

(1) Pelican ...	4
(2) Swan, Black ...	2
(3) Goose Red bill wild ...	5
(4) Goose Indian ...	23
(5) Goose Magpie ...	3
(6) Bargoose ...	7
(7) Duck Muscovi ...	1
(8) Duck Brahmi ...	7
(9) Duck Pintailed ...	7
(10) Duck comb ...	7
(11) Duck spotbill ...	5
(12) Duck, wild spotted ...	2
(13) Duck Mullard ...	1
(14) Pochard white eye ...	12
(15) Pochard Large and small ...	1
(16) Pochard Red headed ...	4
(17) Seagull, small ...	7
	98

H.—Birds (Waders or semi Aquatic)

(1) Adjutant ...	3
(2) Moorhen ...	4
(3) Flemingo ...	1
(4) Stork Black necked ...	1
(5) Stork painted ...	1
(6) Ibes ...	7
(7) Ibes Blackheaded ...	2
(8) Heron Blue ...	2
(9) Heron Pond ...	4
(10) Egret cattle ...	4
	29

I.—Birds (Flightless)

(1) Emu ...	1
(2) Ostrich ...	2
	3

J.—Reptiles

(1) Crockodile ...	1
(2) Tortoise Giant ...	2
(3) Tortoise star small ...	8
(4) Tortoise Mud or Ground ...	4
(5) Turtle Pond ...	2
(6) Python Indian ...	1
(7) Python Malayan ...	1
(8) Snake rat ...	1
(9) Snake Viper Green (Pit) ...	1
(10) Snake Cobra ...	2
(11) Snake Green Tree ...	1
(12) Snake water ...	2
(13) Snake viper Russels ...	3
(14) Snake Banded Racer ...	1
(15) Snake Malayan ...	1
(16) Sand Boa, Black Russels ...	4
	35
Grand Total ...	972

APPENDIX "B"

	Rs.
1. Rent of Buildings ...	4,538.46
2. Joy ride ...	6,177.15
3. Camera admission passes ...	2,464.50
4. Receipts from other gardens ...	27,854.48
5. Sale of flowers plants ...	21,975.96
6. Share from Personal weighing machine ...	3,455.96
7. Minor Receipts ...	7,328.46
8. Rent for Open Air Theatre ...	5,862.00
9. Running of boating facilities ...	3,600.00
	83,256.97

G. S. HEDGE.

Superintendent,
Municipal Gardens Bombay.

VICTORIA AND ALBERT MUSEUM

Annual report of the year 1961-62.

1. Dr. S. C. Upadhyaya held the Office of the Curator, Victoria and Albert Museum, during the year except from 8th October 1961 to 17th November 1961 when he was on Earned Leave and when Shri V. G. Phatak, B.A., L.S.G.D., Museum Assistant (Clerk), acted in his place.

2. *Working of the Museum* :—

(*a*) The Museum remained closed on Mondays and important holidays. It was kept open on Wednesdays for ladies, children and parties of students of Primary Schools. (Appendix ' A ')

(*b*) Admission to the Museum was restricted by tickets of 0.05 nP. each for visitors above 12 years of the age on Tuesday, Friday, Saturday and Sunday. It was reserved for ladies and children on Wednesday. It was free for all on Thursday. The amounts realised from the sale of the Admission Tickets and Sale of Museum Brochures were credited to Revenue. (Appendix ' B ') (p. 7).

3. *Additions, Alterations and Renewals* :—

(*a*) *Reference Library.*—Eight Books were added to the Museum Reference Library, out of which five were purchased at the total cost of Rs. 101.30 nP. and three were presented.

(*b*) No specimens were purchased as those that were offered for sale were extremely highly priced, others being very small, were not purchased.

(*c*) *Equipment and furnishing materials.*—No new showcases were added but some stands rejected last year, were replaced by the other stands in the Museum. Glass labels for important specimens were put up. Some name boards were repainted and all the name boards were displayed from the inside of the showcases. Five musical instruments of percussion and three stringed ones were repaired by an expert technician. Sixteen clay figures were repaired and repainted. Thirteen agate specimens of an ornamental nature and forty-five other specimens of agate work were remounted and displayed in a better way. Specimens of the Agricultural implements were cleaned and varnished for preservation and then displayed. One plaster bust of the H. M. King Edward VII was repaired and that of the Rajput warrior which was badly damaged was completely repaired, repainted and reclothed. Models of country craft in the Bombay harbour were repaired, varnished and displayed. All necessary steps were taken for preservation and better display of the specimens. Important books from the Reference Library were chemically fumigated. Cleaning and dusting of the showcases and exhibits was carried out as usual.

(*d*) *Civic Gallery.*—These showcases were dusted and cleaned from time to time. This section continued to be popular with School Children.

4. *Educational Activities* :—

(*a*) Besides assitance given to the students in the form of conducted tours, reference service was rendered to about 225 students, scholars, businessmen with the help of exhibits and books in the Museum. Information regarding Indian Sculptors, in Bombay, was supplied to the Secretary, Jubulpore Corporation. Information regarding models was supplied to Smt. Pendse, Head Mistress Girls' School, Gwalior. An Officer of from Bharat Scout and Girl Guides was given information regarding models showing development of Old Bombay. The Art Director, Films Division, Department of Broadcasting and Information, Government of India, was allowed to take four photographs of old views of the Bombay. Information regarding Cedar Wood was supplied to an appraiser from the Office of the Collector of Customs, Bombay. Shri Walden, Railway Officer, was given information regarding rock crystals and coins of East India Company and Mughals. Personnel Officer, Mazgaon Dock, was given information about Old Bombay. Rev. Father Hambert of the St. Xavier's College was given information on indentificatins regarding photographs of certain sites of Old Bombay. Shri A. M. Rao, a Geological expert was given information regarding specimens of minerals exhibited here. The Home Secretary, Government of Orissa, was supplied with information on books on Indian Art. A Jaina Muni was given information regarding Jaina Manuscripts exhibited here. The Water Works Engineer, Bhopal, was given information on Old Bombay Water Works. Mrs. L. Brown of Oakland, California U.S.A., was given information about dolls and Indian constumes. Similar information was given to Secretary, Centro-internazionali, Milan. Mr. Mortimer from the British High Commissioner's Office was given information regarding minerals exhibited here. The Director of the Institute of Traditional Cultures of the South East Asia, Madras, was given information regarding the exhibits and their nature as displayed here. Shri Medora was given information regarding Old Bombay models. Dr. Fisher, the German Archaeologist, from West Berlin, was given information about Indian Minatures exhibited here.

(*b*) Three Post-graduate students of University of Bombay and one from Delhi University took advantage of the Reference Library.

(*c*) The Curator chekced all books, photographs, coins and specimens in this Museum.

(*d*) The Curator examined the coin collections of Shri Samson and Shri Walden from Poona and Bina respectively. He indetified three Bronzes belonging tho Shri Pran Lal, a well known local collector of Bronzes. Suggestions regarding Gujarati terminology in Ancient Culture, History and Archeaology were sent to the Registrar, University of Gujarat, Ahmedabad. He also examined and identified an illustrated Sanskrit manuscript of 18th Century belonging to a local businessman.

5. *Income* :—

(*a*) From Admission Fees was Rs. 18,117.30 nP.

(*b*) From Miscellaneous Receipts Rs. 96.00.

The total expenditure on the maintenance of the Museum was approximately Rs. 46,000.00

S. C. UPADHYAYA,
Curator.

APPENDIX 'A'

Attendance.

Year.	No. of days Museum remained open.	Total No. of visitors.	Total No. of School Children.	Daily average of visitors.
1961-62 ...	303	7,40,269	15.091	2,443
1960-61 ...	304	7,69,703	15,023	2,532

APPENDIX 'B'

Income from admission fees.

Year.	No. of ticket days.	Total No. of tickets sold.	Amount realised.
			Rs.
1961-62 ...	204	3,63,460	18,117.30
1960-61 ...	176	3,38,827	15,520.84

APPENDIX 'C'

Income from Sale of the Museum Brochures at 0.08 nP. each.

Year.	No. of copies sold.	Amount realised.
		Rs.
1961-62 ...	1,200	96.00
1960-61 ...	1,700	136.00

MUNICIPAL LIBRARIES.

1. **Supervision.**—Shri S. W. Apte,M .A., Dip. Lib. held the Office of the Chief Librarian, Municipal Free Reading Rooms and Libraries during the year 1961-62 except from 2nd June 1961 to 17th September 1961 when he was on earned leave. During the period of his absence, Shri A. R. E. Sonde, the senior clerk from the department looked after his work.

2. **Selection and Purchase of Books.**—For the use of different Municipal Libraries books in English and other local vernaculars on such subjects as General Knowledge, Philosophy, Religion, History, Short Stories, etc., were purchased. See Statement 'A.'

3. **Classification and Cataloguing.**—All the books purchased during the year under report were classified, accessioned, catalogued in the Office of the Chief Librarian and circulated amongst the Libraries.

4. **Circulation of Books.**—Statement 'B' shows how the books purchased during the year under report were distributed to the libraries.

5. **Magazines and Newspapers.**—Popular leading Indian Dailies, Weeklies and Monthlies in English and the regional languages were subscribed to at the total cost of Rs. 5,742.

6. **Statement of Visitors.**—The number of visitors and other particulars are given in Statement 'C.'

7. **New Libraries.**—People's Free Reading Room and Library at Dadar has been taken over by the Corporation *vide* C.R. No. 611 dated the 23rd October 1961 to run under the Municipal auspices with effect from 1st November 1961, for a term of 7 years subject to the renewal for a further period of 7 years.

8. **Income and Expenditure.**—The total income derived during the year under report by way of fine, incidental charges, cost of missing books and non-returned books and sale of Newspapers etc., was Rs. 2,972.41 as against Rs. 1,987.06 during the preceding year. The expenditure in running the 15 libraries in the City came to Rs. 83,281 as against Rs. 80,709 during the preceding year.

S. W. APTE,
Chief Librarian.

STATEMENT 'A'

anguages.	Books purchased for City Libraries.			
	1960-61.		1961-62.	
	Books No.	Cost.	Books No.	Cost.
		Rs. nP.		Rs. nP.
English ...	77	345.00	108	693.29
Gujarati ...	249	838.30	970	3,063.81
Hindi ...	167	572.76	223	740.32
Marathi ...	587	1,608.93	1,283	4,111.10
Urdu ...	230	634.43	448	1,389.77
Total ...	1,310	3,999.42	3,032	9,998.29

STATEMENT 'B'

Library at.	BOOKS.					
	English.	Gujarati.	Hindi.	Marathi.	Urdu.	Total.
(1) Parel ...	...	74	12	94	...	180
(2) Gell Street ...	...	74	12	94	85	265
(3) Foras Road ...	...	...	12	94	...	106
(4) Kamathipura ...	...	74	...	...	85	159
(5) Chikhalwadi ...	...	74	12	94	...	180
(6) Minara Masjid ...	...	74	...	...	89	163
(7) Null Bazar ...	...	74	12	94	...	180
(8) Bapukhote Street ...	...	89	16	...	106	211
(9) Naviwadi ...	...	89	...	94	...	183
(10) Circulating Library ..	...	89	...	...	83	172
(11) Mandvi ...	...	...	...	94	...	94
(12) Gokhale Road ...	...	74	111	94	...	279
(13) Naigaum ...	...	74	12	94	...	180
(14) Sewri ...	...	37	12	94	...	143
(15) Dadar ...	108	74	12	343	...	537
Total ...	108	970	223	1,283	448	3,032

STATEMENT 'C'

Statement showing number of visitors and other particulars showing the progress of libraries in the City during 1961-62 :—

Libraries at.	No. of Visitors.	Books issued on		New Depositors.	Refund passed.	Periodicals subscribed to			Income appr.	Expr. appr.
		On Deposit.	On Spot.			Dailies.	Weeklies.	monthlies.		
(1) Parel ...	43,020	3,271	555	26	25	10	6	18	238.28	4,178.72
(2) Gell Street ...	26,911	817	30	17	16	12	7	23	232.88	5,185.44
(3) Foras Road ...	27,980	1,111	326	30	20	7	6	14	231.14	4,627.96
(4) Kamathipura ...	31,733	1,476	719	23	17	7	3	10	211.87	5,112.55
(5) Chikhalwadi ...	24,868	1,803	232	19	12	10	7	16	236.42	4,307.77
(6) Minara Masjid ...	17,266	927	497	23	24	7	4	11	213.12	5,236.88
(7) Null Bazar ...	24,306	1,921	463	33	29	9	6	18	272.07	4,035.27
(8) Bapukhote Street ...	28,064	1,532	703	37	22	7	4	12	219.36	5,384.29
(9) Naviwadi ...	6,342	1,508	690	20	14	4	4	17	223.54	5,188.19
(10) Circulating ...	...	...	6,207	...	...	...	...	...	...	1,916.00
(11) Mandvi ...	22,153	3,099	147	59	19	7	6	14	236.34	4,062.71
(12) Gokhale Road ...	29,612	3,516	940	31	21	9	6	18	234.95	4,494.31
(13) Naigaum ...	18,592	850	300	17	12	7	5	14	208.84	4,722.08
(14) Sewri ...	17,311	1,972	557	23	23	7	6	13	263.61	4,933.57
(15) Dadar ...	45,235	823	...	129	...	11	7	11	...	1,471.17
C. L's Office ...	...	...	...	...	...	...	...	...	...	18,424.09
Total 1961-62 ...	3,63,393	24,626	12,786	487	254	...	...	...	2,972.41	83,281
1960-61 ...	3,17,515	24,056	15,718	460	319	...	...	...	1,987.06	80,709
1959-60 ...	3,14,193	24,854	18,989	455	321	...	...	...	385.14	72,862
1958-59 ...	2,90,903	24,110	21,328	506	407	...	...	...	1,949.01	64,732.
1957-58 ...	2,85,992	24,618	15,858	591	427	...	...	...	1,247.76	46,256

CENTRAL STORES

1. During the year Shri F.D'Souza continued to be the Controller of Stores, except from 18th September 1961 to 17th October 1961 during which period he was on Earned Leave. During his absence Shri D. S. Nagarkatti, Dy. Controller of Stores (Gen.) looked after the work of C. S. in addition to his own duties.

2. *Tenders and Contract.*—Tenders were invited for the purchase of Stores during the year under report in 177 cases as against 93 cases in the preceding year. The tenders which were being invited between October to January every year have now been staggered throughout the year so that there may not be heavy rush during the period of four months from October to March as hitherto. The number of contracts for the various schedule articles entered during the year was 288 as against 272 in the preceding year. A few of the tenders and quotations were rejected due to high rates quoted by the tenderers.

3. During the year about 41,606 M. Tons of Cement worth about Rs. 59.14 Lakhs; 3,36,505 R.ft. of Galvanized Iron Pipes worth about Rs. 3.09 Lakhs; 158,006 R. ft. of cast Iron Pipes worth about Rs. 11.43 Lakhs; 2348 M. Tons of Iron Materials worth about Rs. 16.27 Lakhs and 2,01,434 Yards of cloth worth about Rs. 2.54 Lakhs were purchased. 60,050 K. G. of Grains (Grams and Bajri) for the Head Supervisor and the Superintendent of Gardens, worth about Rs. 27,600.00 were purchased. In addition, this department purchased for various Hospitals and Maternity Homes about 2483.84 Quintals of Wheat, Rice worth about Rs. 1.27 Lakhs. Although the control of G. I. Pipes and all types of cloth was lifted, the Government reimposed control on steel materials in the month of September 1955. All Government and Semi-Government bodies received their requirement of steel only on quota Certificates *i.e.*, Planning is done on producers and Registered Stockists and not on Bombay dealers, thereby obtaining the materials at cheaper rates. This department had also to go in for the purchase of about 345 M Tons of steel materials at Column II rate beyond the Quota Certificates at rate higher than the 1st Column controlled rate by about Rs. 30 per M. Ton as material against our pending indents were not immediately available with Stockist. The control on Cement still continues and it is only obtained on authorisations issued by the Government. During the whole year the supply position of Cement was very acute and only the most urgent works had to be carried out.

Plant and Machinery Section.—This section has made various purchases of Plant and Machinery, Chemicals, such as alum, aluminium sulphate, barium carbonate, engineering materials such as bitumen asphalt, sand, metal, etc., steel and wooden furniture, vehicles, pumping sets, etc., for the various departments of the Corporation. For this purpose 53 tenders plus 22 schedules by public advertisement and 61 sealed quotations were invited involving 395 items costing Rs. 60 lakhs approximately. Wooden and steel furniture required by the various Hospitals & Maternity Homes and the departments were standardized and direct debit schedules were framed for the same during the year under report as before.

Diet Section.—Since 1958-59 the work of invitation of dietary tenders is entrusted to Stores Department. Municipal Hospitals and Maternity Homes spread over whole of Greater Bombay are suitably grouped and tenders were invited groupwise and localitywise. There were about 24 tenders and the cost of contracts for the supply of dietary articles amounted to Rs. 15.86 lakhs approximately. The specifications for various dietary articles have since been finalised. This Section also looks after the Stationery tenders as well as firewood for cemeteries, etc.

4. The value of Stores and other materials purchased during the year including articles received from other departments on Return Stores Mema amounted to Rs. 129.04 lakhs as against Rs. 191.69 lakhs in the preceding year.

5. Purchase of articles by Direct Debits to departmental grants amounting to Rs. 6.41 Lakhs were effected.

6. Most of the articles purchased were of India Manufacture and the value thereof amounted to about Rs.126.10 Lakhs and the value of foreign goods purchased amounted to about Rs. 2.94Lakhs. During the year 7 Import Licences aggregately valued at about Rs. 65,813.00 were received. Due to the Government restrictions many of our applications for Import Licences for Plant and Machinery items were rejected by the Government as a result of which, this department had to procure only materials of indigenous make and even abandon the proposals for foreign materials where it was not possible to procure licences.

7. 4,730 Orders for the purchase of stores were placed with the contractors and other dealers as against 6,541 orders in the preceding year.

8. 21.990 Indents and Sales Mema were received from the departments as against 43,028 (28,807 at C.S. and 14,221 at F.R Depot) in the preceding year. With effect from October 1960 the method of indenting on C. S. was changed. The indents were spaced out and each consuming department was apprised of their day for drawing the materials from the Central Stores, with a view that each department should draw their requirements once in three months *i.e.*, only 4 times in a year. This was done with a view to reducing the influx of indents on Controller of Stores. every month. It is also insisted that each and every indent should invariably contain the budget head to which the cost is to be debited and that the indenting department should justify the need for the purchase.

9. Indented articles which were not in stock or for which no contracts had been entered into were secured from the market by invitation of quotations or tenders by public advertisements except in a few cases wherein direct purchases were made from the market as such a course was found to be more economical and expeditious. The total number of casual or market inquiries or quotations invited was 492 as against 609 in the preceding year.

10. Articles received from the contractors and others were examined and compared with the approved samples before acceptance and where the articles differed from the samples, they were rejected and got replaced. The chemical test reports were invariably carried out in case of important paints, turpentine, inseed oil, soap, disinfectants, etc., while S.W. Pipes and C.I. Pipes and casting were subjected to Hydraulic tests before acceptance. Cement supplied was invariably tested for tensile strength.

11. *Sale of unserviceable articles.*—Mixed scrap received from different departments was sold by private offers and Cast Iron Scrap was retained for issuing to Municipal Contractors for manufacturing castings as per condition of the contract. The total amount realised by the sale of unserviceable articles including mixed scrap and empties by private offers during the year amounted to Rs. 2.65 lakhs as against Rs. 1.19 lakh in the preceding year.

12. The total turn-over of this department, *viz.*, the receipts and issues of Stores during the year came to Rs. 268.62 Lakhs as against Rs. 347.21 lakhs in the preceding year.

13. The stock of stores on hand was verified departmentally and through the Municipal Stock Verifiers The departmental verification and that by Municipal Verifiers showed no appreciable differences.

The balance of stock on hand on 31st March 1962 was worth Rs. 85.85 lakhs at the Central Stores as against Rs. 96.39 lakhs (including Foras Road Depot) in the preceding year.

14. The usual practice of inviting annual tenders of various Schedules for the ensuing year during the months of October to January was changed and instead the tenders were staggered throughout the year so that the burden of labour may not be more on the restricted period of 4 months only. Hence at the rate of about 20 tenders per month, some were invited in November, December 1961, January 1962, February, March 1962 and so on and the contract periods also were kept running as from March to February, April to March, May to April, June to May and so on.

15. The quantaties of cement purchased were more than those purchased last year the purchase of cement and steel involved considerable labour and time. There were many difficulties in obtaining early permits and taking deliveries. The distribution of these items amongst various departments also involved a good deal of work. The distribution of cement and steel amongst the contractors and various consuming departments presented special difficulties in view of the fact that the supplies of both these materials were not steady and continuous. However, this department was able to meet the difficulties.

16. *Sub-Depot in the Suburbs.*—With a view to facilitating easy and speedy removal of materials required by the offices situated in the Suburbs and to save considerable amount by way of transport which is being incurred at present in transport of materials from the Central Stores to the Suburbs, it has been now finally decided to open Sub-Depot at Vikhroli on the Central Railways to serve Eastern Suburbs. The plot at Vikhroli is already in Municipal possession and detailed estimates for filling the plot and construction of compound wall has been approved by the Works Committee. The detailed estimates for provision of office Godown, building, etc., are under way.

17. Statements showing (A) the Stores transactions during the year as required by Clause XIX of the Stores Audit Manual (Appendix 'O') and (B) the details of the stock on hand at the close of the year are appended.

F. D'SOUZA,

Controller of Stores.

APPENDIX 'O'

Statement 'A' showing Stores Transactions during the year 1961-62.

Particulars.	Central Stores			
	Capital Stores.	General Stores.	Line Suspense Account.	Total of Columns 2, 3 & 4.
(1)	(2)	(3)	(4)	(5)
	Rs.	Rs.	Rs.	Rs.
Value of Stores on hand on 1st April 1961.	85,69,575.71	9,81,646.91	88,253.30	96.39,475.92
Value of stores received including transfers during 1961-62 ...	105,34,683.79	23,68,896.84	...	1,29,03,580.63
Total ...	191,04,259.50	33,50,543.75	88,253.30	2,25,43,056.55
Less—Value of stores issued including transfer during 1961-62 ...	115,41,020.73	24,16,695.93	688.59	1,39,58,405.25
Balance on 1st April 1962 ...	75,63,238.77	9,33,847.82	87,564.71	85,84,651.30

F. D'SOUZA,
Controller of Stores.

APPENDIX 'O'

Statement 'B' showing the details of stock held on 31st March 1961 and 1962 at Central Store.

Serial No.	Particulars.	Balance on 31st March 1961.	Balance on 31st March 1962.
		Rs. nP.	Rs. nP.
	CAPITAL ACCOUNT		
(1)	Cement	5,23,719.69	3,34,321.44
(2)	C. I. Pipes, Manho'es, Hydrants, Water and Drainage Castings, etc. ...	42,89,676.05	42,94,569.01
(3)	M. S. Round Bars, flats, squares, plates, C.I. and G.I. Black sheets and S. P. tanks etc.,	22,33,747.02	16,87,413.12
(4)	Pipes Stoneware and Hume	7,630.21	4,557.32
(5)	Galvanized Pipes and Fittings	14,13,334.50	10,27,049.05
(6)	Lead Pig and Lead Wool and Lead Pipes, ...	62,784.45	1,86,413.17
(7)	Asbestos sheets and pipes and fittings	38,683.79	28,915.66
	LINE SUSPENSE ACCOUNT.		
(8)	Water works castings on the line	88,253.30	87,564.71
	GENERAL ACCOUNT.		
(9)	Spindles brass and fittings	42,641.79	1,07,164.77
(10)	Meter parts	8,673.01	8,673.01
(11)	Bolts, Nuts, Rivets, Nails, Hooks and Eyes, Washers and Hardware, etc. ..	54,320.36	35,258.17
(12)	Brooms Goa, Date and Brushes	18,254.76	13,800.79
(13)	Cables and wires	36,141.82	19,577.13
(14)	Electric Accessories, Bulbs Electrodes, Dry cells, etc.	75,234.95	52,996.70
(15)	Files and Rasps	1,764.46	1,388.90
(16)	Motor spare parts	...	...
(17)	Oil Castor, Cocoanut, Sweet, Kerosene, Grease, Lubricating, etc.	3,920.18	2,832.87
(18)	Timber, Ladder, Shaft Bhendiwood, Nowghani Poles, Plywood sheets, etc. ...	880.36	1,210.85
(19)	Clothing	2,69,623.31	3,16,761.04
(20)	Disinfectants, Tropical chloride of Lime, Cleaning powder, ...	7,288.98	6,328.54
(21)	Motor tyres, tubes, ...	...	...
(22)	Tools, Machinery, foot rules, spanners, drills, saws, augers, screws, etc. ...	34,043.98	24,493.23
(23)	Soap and Soda	3,055.26	6,198.14
(24)	Baskets cane, bamboo and wooden	18,246.21	5,724.92
(25)	Buckets, dust bins, Ghamelas, Enamelware, Glassware, Hurricane Lanterns, etc.	66,600.91	52,361.02
(26)	Hose rubber, belting, canvas	32,602.46	11,024.81
(27)	Firewood, Gascoke, Steamcoal, coaltar, pitch, charcoal, etc.	651.26	...
(28)	Wires, brass rods, copper sheets, zinc sheets, etc.	39,244.80	33,360.61
(29)	Leather hides, chamois, chappals, plungers, boots and other leather artices ...	9,914.00	10,448.85
(30)	Coir goods, cotton goods, yarn spun, waste cotton, packing asbestos, etc. ...	32,733.10	10,153.73
(31)	Paints, Powders, linseed oil and terpentine	55,137.12	54,569.32
(32)	Locks of sorts	5,845.13	3,099.01
(33)	Miscellaneous, (Polish, candles, glue, gum, tiles, Powras, showels, spirit, typewriter, matches, grains, poles, B.R.C. Fabric etc. ...	1,64,828.70	1,56,421.41
	Total Rs. ...	96,39,475.92	85,84,651.30

F. D'SOUZA.
Controller of Stores.

LICENCE DEPARTMENT.

During the year 1961-62, Shri C. K. Patel, Superintendent of Licences continued to be in charge of the department.

The Licence Department functions in three wings, namely (*i*) Licence Section, (*ii*) Encroachment Section, (*iii*) Advertisement Section and deals with Sections 394, 412-A, 390, 313, 313-A, 313-B, 314, 328 and 328-A of the Bombay Municipal Corporation Act. The department makes its own valuable contribution in making the city cleaner, safer and more beautiful to live in.

LICENCE SECTION

General.—This Section issues licences under Section 394 and 412-A and permits under Section 390 and 393 of the Bombay Municipal Corporation Act, regarding trades and industries and controlling the storages of hazardous goods.

During the year under report, 25,754 licences were issued *vide* Items Nos. 1, 2 and 3 of Appendix A.

The rates of licence fees continued to be the same as they were in the previous year. Proposals made for revising the schedule of fees were still under the consideration of the Corporation.

An amount of Rs. 11,50,631.25 was realised by way of licence fees upto 31st March 1962 (*vide* Appendix A). The amount outstanding as licence fees on 31st March 1962 was about Rs. 3,69,492 as against Rs. 1,25,781 on 31st March 1961. Out of this amount, approximtely a sum of Rs. 2,72,126.78 was held in deposit and the same is being adjusted in the account. Thus the total licence fee collected was about Rs. 14,22,757.00 as against Rs. 13,87,878 for the last year.

Prosecutions.—There were 718 cases outstanding on 1st April 1961. During the year under report 2,667 prosecutions were launched for infringement of sections 394, 412-A. Convictions were secured in 1,697 cases. 312 cases were withdrawn as the parties concerned either paid the licence fees or complied with the requirements of the department. The amount of total fines inflicted in prosecution was about Rs. 242.75 The total number of cases that remained undisposed of on 31st March 1962 was 1,435 (*vide* Appendix B).

New Renewal System and application form, deposit system and inspectin report forms. } Marginally noted administrative measures which were continued and repeated last year are continued this year also.

Proposals made for amendments to relevant sections of the Bombay Municipal Corporation Act for tightening the control over storages and trades were still under the consideration of the Corporation.

Encroachment Section.

The total number of monthly hawkers and squatter licences issued, during all the months of the year was 45,523 (*vide* Appendix C).

An amount of Rs. 6,94,475.11 was realised as licence fees. The removal charges recovered under Section 490 amount to Rs. 1,80,096.75 (*vide* Appehdix 'D'). The outstanding amount of licence fees from squatter licences as on 31st March 1962 was about Rs. 26,326.46.

During the year, the Encroachment removal Section tackled 60,836 hawkers and 1,56,585 items were seized from them. The total collection by way of redemption charges amounted to about Rs. 1,80,096.75. Details are given in Appendix D.

Auction sale of unredeemed goods.—During the year there were in all 1416 auction sales, out of which 1360 were in respect of perishable goods and 56 for non-perishable goods which were seized by the Encroachment Removal Section and which were not redeemed by the hawkers concerned. Amount of Rs. 10,189.37 was realised as auction sale proceeds as against Rs. 13,866 last year.

As per the last year, a vacancy list is published every month on the Notice-board inviting applications. Lots are drawn amongst the applicants in presence of Superintendent of Licences and in his absence in office in the presence of Assistant Superintendent of Licences and a representative of A. O. E. by a lady clerk from the Section other than Encroacment. The lucky persons are informed by post immediately and the list of lucky candidates is put up on the Notice Board after a couple of days so that poor persons may not be exploied by others.

Advertisememt Section.

This section enforces Sections 323 and 328-A of the Bombay Municipal Corporation Act and thereby regulates various types of advertisements in the city.

The total number of permits for advertisements issued during the year under report was 2,296 (*vide* Appendix E). Total amount of advertisement fees received was Rs. 6,49,891.00.

On 31st March 1961 there were 1,818 cases pending in the courts. During the year 1961 prosecutions were launched for contravening Sections 328 and 328-A and convictions wre secured in 88 cases. 271 cases were withdrawn as the parties concerned either paid the permit fees or complied with the requisitions of the department. 22 acquitals were granted during the year under report. 2,726 cases remained undisposed of on 31st March 1962.

The advertisement fees were revised under Corporation Resolution No. 2352, dated the 31st March 1960 with effect from 1st April 1960. An amount of Rs. 6,49,891 was realised as licence fees.

Litigation in Advertisement Section.—During the year, the Cine Advertising Association filed a suit against the Corporation for the increase in the licence fees for advertisements and pending final disposal, the City Civil Court issued an injunction against the Corporation and ordered that no action should be taken against the members of the Association and that the difference between the old and new rates should be credited in the joint accounts of the Advocates of the Association and the Solicitor to the Corporatin pending final decision. Two members of the Association were expelled by the Association as they failed to credit the difference as per orders of the court. As one of the members of the Association is a B. E. S. T. contractor efferts were made to persuade B. E. S. T. to recover the differences due from them but without any result Recently the said member has obtained as injunction order against the Corporation and no action is possible unless this case is also finalised. The Solicitor to Corporation has been requested to take active steps to get both the cases finalised soon and to take steps against expelled members.

Concession in General Elections.—For the General Elections that took place in the year under review the posters and banners were charged Rs. 15 for each category irrespective of numbers as a special concession *vide* Corporation Resolutoin No. 1970, dated the 19th February 1962.

The aggregate collection of the department amounted to Rs. 38,20,181.00 out of which Rs. 32,22,358.00 represent the total revenue of the department as against the aggregate amount of Rs. 28,15,112.00 in the previous year. An amount of Rs. 11,12,958.00 is lying in deposit which is being adjusted.

Stall Board Department.—The Stall Board Department which was being managed by City Engineer with the help of an Assistant Engineer in grade higher than Superintendent of Licences, 4 Sub-Engineers,s 3 Overseers, 18 Stall Board outdoor clerks and 3 indoor clerks has been transferred to Superintendent of Licences and staff consisting of one Assistant Engineer, 3 Sub-Engineers, 3 Overseers is withdrawn. Out of 18 Stall Board Clerks (outdoor) and 3 indoor clerks, 8 and 1 have been withdrawn respectivley.

Projections on stall boards and weather frames, etc., on streets.—On transfer of Stall Board Department to Superintendent of Licences a regular licensing system instead of existing practice of giving permission by simply passing payment receipts was introduced and out of 23,000 projection permit holders 20,800 licences were issued, and 2,200 did not take out their licences and action against them is being taken. This department had introduced the application forms which is sold at 0.05 nP. each. The procedure of recovering security deposit equal to 3 months fees has also been introduced. Proposal to revise the schedule of fees has already been submitted and the same is before the Standing Committee. During the year 2566 removal actions takens for unauthorised projections and there were in all 3 auction sales.

Reorganisation of the Licence Department.—*Ex*-Municipal Commissioner, Shri M. G. Pimputkar was pleased to examine the working of this department and organise it by reallocating duties. The following were the special features of the reorganisation.

1. Previously, there were separate inspectors for separate work, *viz.*, Advertisement, Licences and Hawkers' licences. In the re-allocation of duties, it was decided that there should be only one person for a particular area who should do all the work pertaining to licences, hawkers projections and advertisement. As a result of this, the City was divided into 28 beats and each beat is placed in charge of one Licence Inspector whose responsibility is to do all work pertaining to licences, advertisement projections and hawkers in his area.

2. The A,B and C,D and F and G ward offices which were situated respectively at (1) Improvement Trust Building, Fort, (2) Null Bazar, (3) Nana Chowk, (4) Sankli Street and (5) Parel are abolished and all the inspectors are shifted to Head Office.

3. The peons which were uptil now assisting the Licence Inspector are withrawn from them and they are given the work of delivery of letters to the parties in 14 zones.

4. The court work is decentralised and each inspector is appointed as a Prosecuting Officer for all court-work pertaining to him.

5. Uptil now separate licences for separate commodities as mentioned in schedule M were issued Party-wise and premises-wise consolidated licences for all commodities with the necesssy requirements are now issued.

6. The practice of issuing payment receipts was discontinued and the licencees were given necessary receipts on the licences concerned across the counters on receipt of payment.

7. The new folders of hawkers' licences are introduced with necessary modifications regarding details of payment received. Here also the system of passing receipts is discontinued and payments are acknowledged on licences.

8. Similarly in advertisement section, new licences are issued across the counters on receipt of payment without passing the payment receipt and it is made incumbent on the licencee to get the licence renewed on expiry of the validity period. The system of serving demand notice in respect of advertisement permits is also discontinued as a result of this.

9. The stall board department which was managed by City Engineer with the help of one Assistant Engineer in a grade higher than Superintendent of Licences, 4 Sub-Engineers, 3 Overseers, is transferred to the Superintendent of Licences. All these officers except one Sub-Engineer have been withdrawn. The work pertaining to stall board Section is also entrusted to the Licence Inspector in addition to the work mentioned in (1) above.

10. On transfer of the stall Board Department to the Superintendent of Licences the practice of sending stall board clerks for receiving payment on the spot is discontinued and the regular system of licensing is introduced by issuing regular licences as in other sections of the department.

11. Head Office of the Licence Department which was in Improvement Trust Building is shifted to the Municipal Annexe Building on the 2nd floor.

12. The Municipal Office procedure laid down by *Ex*-Municipal Commissioner is introduced in this department.

A review of the reorganisation of the department will be taken next year and further changes if necessary will be made and the same will be reported.

C. K. PATEL,

Superintendent of Licences.

APPENDIX—A.

Statement showing the number of licences and permits issued and amount of fees recovered in the years 1959-60 to 1961-62 :—

Serial No.	Particulars.	Number of permits and licences.			Amount of fees recovered.		
		1959-60	1960-61	1961-62	1959-60	1960-61	1961-62
					Rs.	Rs.	Rs.
1	Commodities and Trades (Section 394).	36,417	36,497		12,46,700	11,13,295	...
2	Milk Products, ghee and butter (Section 412-A).	1,132	1,147	25,696	5,976	6,953.00	11,50,631.25
3	Steam Whistle blowing (Section 393).	50	50	58	1,020	970	...
4	Factories (Section 390).	812	1,116	1,145	78,112	76,242	...
5	Transfer of licences (Section 394 and 412-A).	...	1,636	...	8,291	6,015	...
	Total ...	38,411	40,451	26,899	13,40,050	12,03,601	11,50,631.25

APPENDIX—B.

The number of prosecutions launched by Licence Section durng the years 1959-60 to 1961-62 and the result thereof :—

Year.	Offence against section.	No. of cases remaining undisposed of.	Total No. of cases instituted.	No. of cases withdrawn on compliance with law.	No. of cases which resulted in conviction.	Amount of fines inflicted.	Number of cases which resulted in acquitals.	Number of cases remaining undisposed of on 31st March of the year.
1959-60 ...	394	721	1,964	581	1,011	22,344	6	1,087
1960-61 ...	394	1,087	2,531	747	2,138	30,225	15	718
1961-62 ...	394	718	2,657	312	1, 691	24,245	13	1,431
1959-60 ...	412-A	23	8	15	1	5	...	15
1960-61 ...	412-A	15	3	18	...	...	...	...
1961-62 ...	412-A	...	10	...	6	30	...	4

APPENDIX—C.

Statement showing the number of Hawkers and Squatters Licences issued and amount of fees collected during the years 1959-60 to 1961-62:—

	Number of licences issued.			Amount of fees collected.		
	1959-60	1960-61	1961-62	1959-60	1960-61	1961-62
	Rs.	Rs.	Rs.	Rs.	Rs.	Rs.
Squatters' fees collected in Reserved Area (under Section 313).	39,012	42,984	36,798	3,84,460	5,26,659	6,94,475
Fees received from Itinerant Hawkers' licences (under Section 313-A) R.H.C. ...	7,335	8,918	8,725	25,390	47,343	
Total ...	46,347	51,902	45,523	4,09,850	5,74,002	6,94,475
Recovery of expenses (under Section 490) for Removal of Encroachment under Section 314 ...	...	...	...	2,25,907	2,05,082	1,89,006
Total ...	46,347	51,902	45,523	6,35,757	7,79,084	8,83,481

The outstanding amount of licence fees from squatters as on 31-3-1962 is Rs. 26,326.46 approximately.

APPENDIX C—L.

Month-wise number of licences Renewed/ issued.

MONTH	I. H. LICENCES		R. H. LICENCES		S. H. LICENCES		SQUATTERS.							
							SQUATTERS.		TYPISTS.		COBBLERS		BARBERS	
	No. Renewed.	No. of new licences	No. Renewed.	No. of new licences	No. Renewed.	No. of new licences	No. Renewed.	No. of new licences	No. Renewed.	No. of new licences	No. Renewed.	No. of new licences	No. Renewed.	No. of licences
1961. April ...	242	2	537	10	368	...	2438	...	59	...	538	2	179	...
May ...	242	...	542	...	368	...	2426	5	57	1	532	6	178	...
June ...	237	5	540	8	366	...	2430	16	56	1	535	8	177	...
July ...	241	4	546	12	366	2	2445	7	57	...	542	12	177	1
August ...	238	3	556	8	367	1	2451	...	57	2	552	9	178	1
September	236	2	562	8	367	1	2449	...	58	...	560	11	176	2
October...	235	7	567	10	353	...	2312	9	58	...	570	12	176	1
November	241	3	575	...	351	...	2320	8	58	1	579	9	177	...
December	239	...	564	...	348	...	2325	4	59	...	586	11	175	...
1962. January ...	236	...	553	...	348	...	2318	1	59	...	595	9	175	3
February	234	4	547	...	348	...	2312	3	59	...	598	6	177	2
March ...	235	...	544	...	346	...	2309	...	59	...	602	...	179	...

Commodity-wise number of licences issued.

I.H.L.	R.H.C.	S.H.C.	Squatters.	Typists.	Cobblers shoe shine	Barbers	Total
235	544	346	2309	59	602	179	4274

APPENDIX—D

Summary of Encroachments seized and the revenue realised during 1961-62.

Lorry Supervisor No.	No. of hawkers tackled	No. of items seized	No. of unauthorised hand carts.			Collection Realised		Total.
			Rs. 25	Rs. 20	Rs. 6	Lorry Supervisor.	Preventive Squad.	
I ...	6,295	15,742	135	194	100	28,134.75	No. P.S.	28,134.75
II ...	9,925	25,000	62	169	164	20,681.75	11,130.00	31,811.75
III ...	11,463	32,650	105	112	89	16,324.50	10,522.50	26,847.00
IV ...	7,977	19,942	84	196	206	23,618.50	No. P.S.	23,618.50
V ...	11,550	28,875	93	255	157	20,112.25	10,829.00	30,941.25
VI ...	11,411	29,955	98	104	95	16,203.00	11,612.50	27,815.50
*VII ...	2,215	4,421	62	85	60	10,928.00	No P.S.	10,928.00
Total ...	60,836	1,56,585	639	1,115	818	1,36,002.75	44,094.00	1,80,096.75

* Additional lorry No. 7 started from 1-7-1961.

APPENDIX—E.

Statement showing the number of permits for advertisments issued and amount of fees collected during the year under Section 328 .

Particulars.	No. of permits issued			Amount of fees Collected.		
	1959-60	1960-61	1961-62	1959-60	1960-61	1961-62
				Rs. nP.	Rs. nP.	Rs. nP.
Wall posters, hoardings and boards ...	1,435	868		1,01,190.64	1,17,740.75	
Moveable boards on hand-carts etc. ...	250	139		72,737.20	16,109.70	
Illuminated advertisements and sky-signs.	1,611	1,359	2,296	1,98,566.79	3,91,255.66	6,42,209.16
Non-illuminated sky signs and advts. ...	602	484		26,878.22	38,765.30	
Non-illuminated kiosks (Number of Kiosk).	6	13		2,997.00	5,665.00	
Wall paints ...	52	33		9,843.45	6,453.35	
Auctioners ...	...	...		...	...	...
Space Rent ...	...	...		...	35,796.00	31,159.76
Composition for delays ...	...	...		9,143.57	8,186.26	7,682.37
Total ...	3,956	2,896	2,296	5,11,356.87	6,19,962.02	6,81,051.29

APPENDIX—F.

The number of prosecutions launched during the year under report and the results thereof as compared with those of the preceding two years are as under :—

Year.	Offence against secton.	Number of cases remaining undisposed of on 31st March.	Total No. of cases instituted.	No. of cases withdrawn on compliance with the law.	No. of cases which resulted in conviction.	Amount of fines inflicted.	Number of cases wich resulted in acquitals.	Number of cases remaining undisposed of on 31st March.
1959-60 ...	328 and 328-A.	2,785	1,558	725	139	1,800	..	3,479
1960-61 ...	Do.	3,479	1,942	3,241	361	3,680	1	1,818
1961-62 ...	Do.	1,818	1,289	271	88	401	22	2,726

SHOPS AND ESTABLISHMENTS.

Shri N. J. Alvares, M.A.,LL.B., continued to hold the post of Chief Inspector, Shops and Establishments Department during the year under report.

2. **Registration of Shops and Establishments.**—The total number of establishments as registered in the records of the Department on 31st March 1961 and on 31st March 1962 under the various categories stood as under :—

Category.	31-3-1961.	31-3-1962.
Shops	78,957	79,903
Commercial Establishments...	23,328	24,188
Residential Hotels	355	341
Restaurants and Easting Houses	6,220	6,231
Theatres, etc., ...	90	92
Total ...	1,08,950	1,10,755

3. **Complaints.**—1,657 complaints were received during the year under report in addition to 35, which were pending disposal at the close of the previous year. Of these, 1689 were investigated while investigations in 3 cases were not complete till the close of the year under report. Action was taken wherever necessary.

4. **Mass Raids**—482 mass raids—249 during day and 233 during night—were carried out during the year for the purpose of enforcing the provisions of the Act more effectively, besides the routine visits paid to the various types of Establishments by the inspectorate in the course of their regular outdoor duties.

5. **Visits and Re-visits.**—The total number of visits and re-visits to the various categories of establishments during the year under report was as under :—

Category.	Visits.	Re-visits.	Total.
Shops	74,018	3,456	77,474
Commercial Establishments	14,898	1,102	16,000
Residential Hotels	322	28	350
Restaurants and Eating Houses	5,605	119	5,724
Theatres, etc.	87	1	88
Total ...	94,930	4,706	99,636

6. **Prosecutions.**—Statement showing the number of prosecutions launched, fines inflicted, etc. during the year ended 31st March 1961 as also for the year ended 31st March 1962 is mentioned in Appendix 'A' below :—

APPENDIX—'A'

Year.	Cases pending from the previous year.	Cases filed.	Cases disposed of							Cases pending at the close of the year.	Fines.	Average fine per case.
			Convictions.	withdrawals.	Acquittals.	Abated.	Warned and discharged	Time-barred.	Total.			
											Rs.	Rs.
1960-61 ...	1,586	6,733	6,751	70	5	3	11	2	6,842	14,77	2,49,315	36.93
1961-62 ...	1,477	5,768	5,543	179	11	1	9	...	5,743	1,502	1,91,705	34.58

WITHDRAWALS AND ACQUITTALS.

During the year under report, one case abated on account of death of the accused.

Details of withdrawals and acquittals are as per Appendices 'B' and 'C' below :—

APPENDIX 'B'

(Withdrawals)

No. of cases withdrawn	Reasons.	Remarks.
10	Establishments having changed hands.	
3	Death of the accused.	
4	Closure of the establishments.	
6	Accused having left Bombay for good.	
17	Accused not traceable.	
139	Shops and Establishments Act is not applicable to stalls in Municipal Reserved Area as per High Court Judgment.	
179		

APPENDIX 'C'

(Acquittals)

No. of cases acquitted.	Reasons.	Remarks.
4	Charges could not be proved.	
4	No sufficient evidence.	
2	On the grounds of fact and law.	
1	Benefit of doubt given by the Court.	
11		

Some of the courts continued to inflict fines below the minimum of Rs. 25 per count prescribed under the Act.

One case No. 721/SEM of 1959 in which the accused had filed revision application No. 1625 in 1960 in the High Court and which was not decided till the close of the year 1960-61 was decided in April 1961 in the High Court and the accused was acquitted.

Two revision applications were filed in the High Court by this department during the year under report in case Nos. 1067/SEM and 1068/SEM of 1960 against the Proprietors of Dancing Schools (Macdonald Dancing School and Rui Rose Dancing School respectively) and the same were dismissed by the High Court as the establishments of dancing schools were treated as educational institutions.

In only one case No. 442/SEM of 1961 the party (accused) has filed revision application No. 1285 of 1961 in the High Court and the same was not decided till the close of the year.

7. **Financial.**—Government sanctioned Grant-in-aid of Rs. 2,51,595 for the year 1961-62 as part of expenditure towards administration of the Bombay Shops and Establishments Act, 1948, during the year 1960-61 and Rs. 18,550.13 realised by the Municipality through registration, etc., fees during the year 1960-61. The total expenditure incurred on the administration of the Bombay Shops and Establishments Act, 1948 and the Payment of Wages Act, 1936, during the year 1960-61 was Rs. 3,68,978.13.

Income by way of Registration, etc., fees for the year 1961-62 was Rs. 22,794.95 inclusive of Miscellaneous receipts of Rs. 1,640.42 and fines inflicted amounted to Rs. 1,91,705 as against expenditure of Rs. 2,70,965.46 (exclusive of Provident Fund, leave contributions and supervision charges).

PAYMENT OF WAGES ACT, 1936.

Out of 195 complaints received in the Department during the year under report, 146 disputes between employers and employees were settled amicably, while investigations in 2 cases were not possible for want of correct addresses of the establishments. 14 cases were, on investigation found to be falling beyond the purview of the Act.

It did not become necessary for the department to file any cases before the Authority under the Payment of Wages Act during the year under report. In 4 cases from out of the complaints received, the complainants had themselves filed their cases in the court of the Authority under the Payment of Wages Act. In 7 cases the complainants have filed their claims before the Commissioner of Labour. Investigations in 22 cases revealed that the complaints were either fictitious or had no documentary or sufficient evidence to facilitate action. No complaint was pendig at the close of the year under report.

Incidentally it may be stated that with the amendment of the Bombay Shops and Establishments Act, registration certificates are now required to be renewed annually on payment of prescribed fees. The administration of the Minimum Wages Act and the Workmen's Compensation Act has also been entrusted to this department.

N. J. ALVARES
Chief Inspector,
Shops and Establishments.

MARKETS AND SLAUGHTER HOUSES

Subject: *Administration Report for the year* 1961-62.

1. Dr. V. Periyan was in charge of the Department throughout the year under report.

2. **Markets.**—In all there were 40 markets in the City. 23 Municipal and 17 Private Markets, owned by private individuals and trust. The addition is on account of construction of new composite Municipal Market at King's Circle during the year consisting 245 stalls including a cloth section and named as Mahatma Gandhi Market. All private markets continued to be licensed by the Municipal Corporation. The licence fee recovered from the owners of these private markets amounted to Rs. 1,20,041 as against Rs. 48,884 during the previous year. The increase is on account of adjustment of amount held under deposits.

3. **Outside Meat Shops.**—There were 190 meat shops in the City licensed by the Municipal Corporation, in addition to meat stalls in Municial and Private Markets, for sale of mutton, beef and pork. The licence fee realised was Rs. 19,400. The addition is on account of granting a new licence to Military authorities. One more licence is granted for one outside shop for sale of fish.

4. **Scale-shed.**—The work of collection of fees on parcels arriving at the scale-shed at Arthur Crawford Market continued to be managed departmentally. The revenue derived from this source amounted to Rs. 8,33,362 as against Rs. 8,19,331 during the previous year.

5. **Fishing season.**—During the year under report the total quantity of fish brought to the markets was about 19,802 Metric tons as against 19,294 Metric tons during the previous year. There was not much improvement during the year in the arrival of fish.

6. **Cold Storage Facilities.**—The Cold Storage plant at the Arthur Crawford Market continued to meet the requirement of preservation of fish, vegetables, fruits, meat, eggs, milk and milk products, etc. The plant consisted of 3 chambers, one for storing fish at 28°F, to 31°F, one for mutton at 30°F to 37°F and one for fruits, vegetables, etc., at 35°F to 40°F. The plant is worked by the FREON 12 system with four Wasting House condensing units and direct expansion coolers. OZONE generator for deodourising and disinfecting bacteria in chambers is also provided.

The approximate quantity of perishable goods deposited and amount realised by way of fees at the Cold Storage during the year under report were as under:—

Commodity.	Quantity deposited.		Amount realised	
	1960-61.	1961-62.	1960-61.	1961-62.
			Rs.	Rs.
Fish	23,66,508 Kgms.	24,36,840 Kgms.	57,151	58,668
Fruits and Vegetables ...	13,65,553 ,,	15,09,221 ,,		
Mutton	5,08,753 ,,	5,34,614 ,,		
Eggs ...	6,75,126 ,,	6,81,923 ,,		
Milk and Milk Products ...	4,47,366 ,,	4,43,127 ,,		

There was slight improvement in the fishing season and weather conditions.

7. **Receipts.**—The total receipts during the year amounted to Rs. 57,96,618 as against Rs. 58,91355 during the previous year.

8. **Stalls and spaces in Markets.**—In all markets in the city there were 3,452 regular stalls provided for sale of different commodities such as flowers, fruits and vegetables, fish, mutton,, etc. The stalls continued to be well occupied throughout the year. Very few stalls in Erskine Road Market and Chawpatty Market remained vacant for want of demand. Appendix B shows the number of stalls occupied and vacant and the gross receipts and expenditure in respect of various Municipal Markets in the City. Spaces provided for on daily payment basis also were continuously occupied throughout the year. There were about 800 spaces in the Municipal Markets in the City.

9. All markets including private markets were regularly supervised. Obstructions and encroachments as also nuisance caused on account of throwing refuse in the passages of the markets, and indiscriminate spitting of pan juice, etc., were dealt with. Stall-holders were convinced of the importance of sanitation and good habits.

10. **Food Inspection.**—The Veterinary Officers and qualified Public Health (Sanitary) Inspectors carried out the work of inspection of meat, fish, fruits, vegetables, etc., with a view to preventing the exposure of unwholesome food articles for sale for human consumption. During the year under report 3,52,769 kilo grams of unwholesome food in the aggregate were destroyed as against 3,62,495 kilograms in the previous year.

Special mention may also be made of the inspection carried out by the Veterinary Officers of liver and blood consignments imported by certain Pharmaceutical firms from various centres outside Bombay. The amount realised by way of import and inspection fees was Rs. 35,208 during the year.

11. **Surprise Raids.**—Surprise raids to detect the smuggling and unauthorised slaughtering of animals and also the sale of contraband meat were systematically carried out by the staff, specially appointed for this purpose. The station wagon was also continued to be provided to carry out the raids. During the year 65,410 kilograms of contraband meat were seized and destroyed as against 93,139 kilograms in the preceding year. In all 1,603 seizures were effected in different parts of the City and 1,569 prosecutions were instituted resulting in conviction of 230 persons. The fine imposed was amounted to Rs. 10,890. The amount realised by selling seized animals and skins, etc., was Rs. 3,829. Besides the amount of Rs. 1,165 was recovered by way of penalty from the different parties who were found importing animals into the city without requisite permits.

ADDITIONS AND IMPROVEMENTS.

12. **Arthur Crawford Market.**—(1) 21 Wooden stalls were converted into R.C.C. stalls in Vegetable Section, (2) Electric lights in Fruit section were improved, (3) Major repairs to W.C. block were attended, (4) Lemon shed at Scale-shed was renovated, (5) Major repairs were carried out to a Shed in front of Godown No. 21 and 23.

Masjid Bunder Market.—Electric wiring was renewed.

Bhuleshwar Market.—Repairs to the sanitary conveniences and to the flooring were carried out.

Gold Mohur Castle Market.—(1) Door frames, shutters of Bhatties and roof gutter and rain-water pipes were renewed. (2) Additional light points were provided. (3) A round rafter shed for vegetable squatters and a storage tank for improvement of water supply were provided.

Pig Slaughter House.—Electric lights were provided in place of Gas lights.

Garamkhada Market.—3 overhead storage tanks of W.Cs. were replaced.

Plantain Market.—Compound wall on north side was raised.

Dadar Market.—4 additional Gas lights were provided.

Besides a one storey building was constructed inside Arthur Crawford Market. The ground floor is being utilised for doing wholesale business of fruits and the upper floor having 16 rooms was allotted for offices.

SLAUGHTER HOUSES.

13. Two main Municipal Slaughter Houses, *viz.*, One at Bandra for slaughter of horned cattle buffaloes, sheep and goats and the other at Arthur Road for slaughter of Pigs were continued to be operated during the year. The slaughtering chamber at Delisle Road sheep market meant for sheep and goats for religious purposes was continued during the year to meet the demands from the public. The Zatka Slaughter House at Arthur Road which was owned privately and licensed by the Corporation was also in operation during the year as usual. The revenue derived from this source amounted to Rs. 21,06,728 as against Rs. 21,89,515 during the previous year.

14. The main slaughter house at Bandra is old and out-dated. The question of shifting this Slaughter House from its present site and to build up an upto date modern Slaughter House complete with cold storage installation, waste elimination plants, latest equipment and machinery for processing by-products, etc., at Deonar was under active consideration. The Corporation have approved the scheme. Efforts were made to obtain the services of F.A.O. Expert for preparing detailed plans. The scheme has been included in the Third Five Year Plan of the State and the funds to the tune of Rs. 50 lacs have been allotted by the State Government. A Working Group has been appointed by the State Government to implement the scheme under the chairmanship of the Municipal Commissioner, Superintendent of Markets and Slaughter Houses being its Secretary.

15. The number of animals brought to the fair-ground at Bandra Slaughter House and the number of animals slaughterd thereat as compared with those of the previous year were as under :—

Year.	Animals brought to the fair-ground.			Animals slaughtered.		
	Buffaloes.	Horned cattle.	Sheep & goats.	Buffaloes	Horned cattle.	Sheep & goats.
1960-61 ...	5,894	60,030	18,57,569	5,802	59,795	12,62,402
1961-62 ...	5,880	70,042	17,50,885	5,840	69,124	1,192,711

16. The number of pigs and piglings brought to Arthur Road Pig Slaughter House for the slaughter during the year under report was 15,312 and 410 respectively out of which 15,190 and 410 animals were slaughtered as against 13,508 pigs and 413 piglings slaughtered during the previous year.

17. The principal causes of ante-mortem rejection of animals were Emaciation, Exhaustion, Pregnancy, Sheep-pox, Foot-rot, Actinomycosis and Febrile conditions, Diarrhoea and other diseases or infections rendering meat unfit for human consumption. In case of buffaloes and horned cattle most of rejections were due to animals being young and fit for breeding, milch, farm and cart purposes.

18. The main causes of post-mortem condemnation were Cysticercus bovis, Liver Fluke, Abscesses, Bruises, Emaciations Sarcocystis, Hydatidosis and other Parasitic and nodular infections of liver and lungs. The causes for rejection of pigs were Tuberculosis, Pregnancy, Cysticercus cellulosae, Rash, Bruises, Hydatidosis and injuries, etc.

19. Government Veterinary Staff as usual inspected the horned cattle in the Slaughter House compound as per the provisions of cattle Preservation Act. Rigid inspection of slaughtered animals by the qualified Municipal Veterinary staff included ante and post-mortem inspection, grading and stamping of dressed carcasses and rejection and destruction of unwholesome meat.

20. The approximate weight of dressed carcass meat of buffaloes and cattle was 8,451 Metric tons, that of sheep and goats 11,988 Metric tons and that of pigs 309 Metric tons. Most of this meat produced was for meeting the requirements of the city. The quantity of meat rejected and destroyed as unfit for human consumption was 24 Metric tons, 12 Metric tons and 6 Metric tons of beef, mutton and pork, respectively which worked out to 0.18, 0.1 and 1.27 per cent. respectively of the total meat.

Details regarding the number of animals and the fees realised, etc., are shown in the Appendix 'C'.

21. **Miscellaneous.**—The Superintendent of Markets continued to serve as a member of the Bombay State Fruit and Vegetable Market Committee and also on the Advisory Committee of the Indian Hides and Skins Improvement Society, Madras. He also worked on the board of directors of the Bombai Rajya Machhi mar Sahakari Sanstha Ltd.

Co-option of Dr. V. Periyan, Superintendent of Markets as a member of the Meat and Meat Products Sectional Committee AFDC 18 of the Indian Standard Institution was continued.

Lectures and Demonstrations on Food Inspections, Meat Hygine, etc., were given to Medical and Veterinary students of various colleges as also to the students preparing for Public Health Inspectors' Examination.

The Trainees visiting from different parts of the various States were taken round the markets and the working of different Markets, Cold storage and the different merchandizing practices were explained to them.

V. PERIYAN,

Superintendent of Markets and Slaughter Houses.

APPENDIX "A".

Statement showing the receipts under different items during the year 1961-62 and of the previous year;—

Serial No.	Particulars.	1961-62	1960-61
		Rs.	Rs.
1	Stallage charges ...	15,41,538	14,19,228
2	Squatters fees ...	11,27,703	10,94,082
3	Admission fee collected at the Bandra Slaughter House ..	7,37,018	8,41,092
4	Slaughter and removal fees collected at the Bandra Slaughter House, Delisle Road Sheep Market and Pig Slaughter House ...	10,41,460	12,91,260
5	Licence fee from stalls and shops in the Municipal Markets ..	16,017	14,821
6	Licence fees for doing different types of business at the Bandra Slaughter House ...	22,580	20,861
7	Licence fees from Private Markets owners ...	1,20,041	48,884
8	Licence fee from Firms dealing in foreign frozen fish and imported meat, ham, bacon and sausages etc. ...	4,400	3,925
9	Licence fee for outside meat shops including one outside fish shop ...	19,400	19,525
10	Licence fees from Butchers in Private Markets ...	6,225	6,142
11	Licence fees from Kamatries, slaughterers etc., in Pig Slaughter House and Jhatka Slaughter House ..	1,595	1,635
12	Licence fees from brokers in different Municipal Markets ...	77,187	73,313
13	Scale fees at A. C. Market ...	8,33,362	8,19,331
14	Sale of Right of Blood at the Bandra Slaughter House ...	13,002	21,701
15	Sale of right of removing bone pieces at Bandra Slaughter House ...	600	500
16	Nokarnama fees ...	4,562	2,970
17	Cold storage fees ...	58,668	57,151
18	Ground rent ...	43,058	42,653
19	Chawl Rent ...	13,387	11,706
20	Miscellaneous Receipts ...	1,14,745	1,00,575
	Grand Total Rs. ...	57,96,618	58,91,355

(1) An amount of Rs. 80,500 for the period from 1-4-1961 to 16-9-1961 pertaining to Dadar Market has been held under deposit and further recovery from 17-9-1961 has been stopped on account of Court case. In the normal course the income of Dadar Market is expected to Rs. 1,75,000 per annum.

(2) The increase in respect of recovery of Licence fee from the Private Market Owners is on account of adjustments of the amount held in deposit in the past.

(3) The decrease in the slaughter fees is on account of refund of Rs. 2,57,210 pertaining to budget D and F as their share, and also decrease in the rate of feeding fees for sheep or goat from 10 nP. to 5 nP. each.

V. PERIYAN,

Superintendent of Markets and Slaughter Houses

APPENDIX "B"

Statement showing the number of stalls occupied and vacant and the Gross Receipts and expenditure etc., in respect of Municipal Markets and Squatters' Area :—

Name of the Market.	Total No. of stalls.		Average No. of vacant stalls per quarter.		Stallage charges for 1961-62.	Sq. fee licence fee & c. 1961-62	Total Gross Receipts 1961-62	Total expenditure 1961-62.	Net Receipts 1961-62	Net Receipts 1960-61.	Increase of decrease in the net receipts over the previous year.
	1961-62	1960-61	1961-62	1960-61							
Colaba ...	45	45	...	...	16,838	19,714	36,552	17,039	19,513	22,819	—3,306
Fort ...	170	170	5	9	50,489	25,749	76,238	36,011	45,627	48,166	—2,539
Arthur Crawford.	1018	1,018	...	8	6,70,477	11,66,250	18,36,727	4,47,764	13,88,963	14,53,097	—64,134
Pork (Dhobi-Talao).	3	3	...	...	5,880	12	5,892	3,658	2,234	934	+1,300
Bhuleshwar ...	200	200	12	15	54,723	1,104	55,827	24,379	31,448	28,661	+2,787
Masjid Bunder ...	4	4	...	...	570	13,761	14,331	10,977	3,354	927	+2,427
Erskine Road ...	789	789	25	34	2,42,602	50,931	2,93,533	1,25,414	1,68,119	1,81,578	—13,459
Pedder Road ...	24	24	...	...	8,448	33,174	41,622	21,746	19,876	14,417	+5,459
Chowpatty ...	69	69	26	19	5,812	9,111	14,923	9,356	5,567	1,627	*+3,940
Fergusson Road...	24	24	6	7	9,319	35,973	45,292	20,711	24,581	24,708	— 127
Kamathipura ...	84	84	3	4	20,610	12,247	32,857	18,416	14,441	16,492	—2,051
Delisle Road Sheep	50	48	...	...	22,940	39,114	62,054	18,200	43,854	42,754	+1,100
Worli ...	43	43	2	2	19,508	28,960	48,468	18,889	29,579	32,242	—2,663
Prabhadevi ...	9	9	...	...	3,420	26,542	29,962	16,958	13,004	15,480	—2,476
Elphinstone Road.	39	39	...	...	16,612	67,227	83,839	26,704	57,135	58,878	—1,743
Dadar ...	10	10	...	...	4,220	41,038	45,258	89,247	...	8,862	...
Gopi Tank ...	11	11	...	...	13,765	65,252	79,017	21,240	57,777	50,009	+7,768
Dongri ...	140	140	...	...	73,295	21,291	94,586	31,776	62,810	67,426	— 4,616
Gold Mohur Castle.	385	385	...	...	1,33,572	3,91,538	5,25,110	1,41,676	3,83,434	3,22,791	+60,643
Garamkhada ...	90	90	11	13	24,275	44,023	68,298	26,941	41,357	43,482	—2,125
Mahatma Gandhi Market	245	...	1	...	1,44,163	4,256	1,48,419	25,538	1,22,881	...	+1,22,881
Plantain Market... at Byculla	...	...	...	...	...	1,05,344	1,05,344	21,631	83,713	83,584	+129
Parel Village Squatter area ...	...	...	...	...	...	3,161	3,161	3,151	10	197	—187
Total ...	3,452	3,205	91	111	15,41,538	22,05,772	37,47,310	11,72,022	26,19,277	25,19,131	+2,08,434 —99,426

* The decrease is on account of Rs. 80,500/— for the period from 1-4-1961 to 16-9-61 held under deposit and further recovery from 17-9-61 stopped on account of Court case. The income of Dadar Market in normal course is expected at Rs. 1,75,000/—per annum.

V. PERIYAN
Superintendents of Markets and Slaughter Houses.

APPENDIX "C

Statement showing the number of animals slaughtered or removed for private slaughter and the amount of slaughter and removal fees, etc., levied thereon during the year 1961-62.

Description of animals.	April 1961.	May 1961.	June 1961.	July 1961.	August 1961.	September 1961.	October 1961.	November 1961.	December 1961.	January 1962.	February 1962.	March 1962.	Total No. of animals.	Total amount of slaughter fees, etc.
														Rs. nP.
Buffaloes	484	504	468	499	486	488	498	472	501	500	451	489	5,640	1,46,000.00
Bullocks (Bombay)	4,909	5,357	4,963	5,152	4,746	5,467	5,882	4,604	5,479	5,349	4,725	4,973	61,606	1,54,015.00
Bullocks (Bandra)	674	605	604	607	558	662	677	596	728	670	581	556	7,518	15,036.00
Sheep and goats for Bombay ...	92,550	89,206	86,157	95,491	90,462	97,611	90,987	90,382	95,443	95,342	82,685	96,397	11,03,713	3,31,113.90
Do. Bandra	6,328	6,244	6,252	6,824	6,738	7,321	6,399	6,640	6,965	6,537	5,945	6,805	78,998	19,749.50
Pigs imported at Arthur Road Slaughter House	993	1,003	1,298	1,146	1,176	1,384	1,132	1,137	2,236	1,261	1,114	1,316	15,196	26,593.00
Piglings Do. do. ...	30	22	29	20	28	43	35	31	84	43	33	17	415	518.75
Slaughtered piglings imported for private consumption in Bombay	8	4	1	...	...	1	4	1	10	4	...	...	33	41.25
Pigs slaughtered at Arthur Road Slaughter House	1,047	990	1,185	1,194	1,170	1,337	1,173	1,035	2,180	1,309	1,139	1,230	15,039	30,078.00
Piglings Do. do. ...	30	22	29	20	28	35	35	31	84	43	33	17	407	244.20
Live Horned Cattle removed to Bombay ...	...	...	...	...	...	...	...	...	...	...	...	...	...	....
Live Horned Cattle removed to Bandra ...	...	...	...	...	...	...	...	...	...	...	...	...	...	....
Live Horned Cattle removed for shipping ...	...	...	...	...	...	...	...	...	...	...	...	...	...	....
Live-sheep and goats removed to Bombay ...	24,124	27,693	21,928	23,613	22,523	22,066	24,430	21,679	26,668	24,428	19,478	24,771	2,83,601	4,25,402.00
Live-sheep and goats removed free ...	...	...	...	...	...	...	...	...	...	...	...	...	...	...
Live sheep and goats removed to Bandra ...	3,838	5,662	3,519	3,968	3,329	2,087	6,114	5,415	4,878	5,387	5,070	5,996	55,263	55,263.00
Live sheep and goats removed for shipping ...	...	...	...	...	...	...	...	...	...	...	...	...	...	...
Live sheep and goats for private slaughter in Bombay	9	56	8	13	18	3	15	7	14	22	...	...	165	247.50
Live sheep and goats removed by DeLisle Road Sheep Market Fadkarees	4,113	6,797	3,820	4,910	3,759	4,268	5,203	4,156	5,041	4,835	3,864	5,949	6,715	85,072.50
Live sheep and goats slaughtered in the chamber of DeLisle Road Sheep Market ...	1,279	1,169	1,106	1,443	971	599	1,473	1,168	1,702	1,363	1,301	1,514	15,088	7,544.00
Total ...	1,40,416	1,45,534	1,31,367	1,45,900	1,35,992	1,43,372	1,43,457	1,37,304	1,52,013	1,46,793	1,26,419	1,50,030	16,99,597	12,96,918.60

V. PERIYAN,
Superintendent of Markets & Slaughter Houses.

MUNICIPAL PRINTING PRESS

Subject : *Administration Report for the year 1961-62.*

Shri S. V. Apte was in charge of the Press during the year except for a period of 47 days when Shri Narasinga Rao, Senior Deputy Manager, officiated.

The printing work of the various departments of the Corporation including those of Greater Bombay was executed during the year. Over and above, their Budget Estimates, Establishment Schedules, Municipal Chief Auditor's Administration Report, Canteen Coupon Books and the Committees Proceedings were also executed for the B. E. S. & T. Undertaking at a total cost of Rs. 31,077.15.

The statement of jobs carried out and the pages printed for the Corporation and its various Committees as well as for the B. E. S . & T. Undertaking during the year under report as compared with those in the previous year is given below :—

Description.	1960-61.		1961-62.	
	Jobs.	Pages.	Jobs.	Pages.
Departmental Printing ...	7,528	...	7,916	...
Departmental Stationery ...	1,566	...	1,827	...
Private Parties Printing ...	53	...	53	...
B. E. S. & T. Printing ...	13	...	9	...
Corporation and its Committees ...	...	38,332	...	32,453
Corporation Record ...	...	18,720	...	16,015
B. E. S. & T. Committee ...	...	2,212	...	1,857
	9,160	59,264	9,805	50,325

Bleached and unbleached paper weighing 213½ tons was purchased and 177½ tons was consumed during the year under report.

A statement showing the quantity of paper consumed during the year under report as compared with that of the previous two years is given below :—

Description of paper.	1959-60.		1960-61.		1961-62.	
	Rate per lb.	Quantity consumed in tons.	Rate per lb.	Quantity consumed in tons.	Rate per lb.	Quantity consumed in tons.
	Rs. nP.		Rs. nP.		Rs. nP.	
White ...	1.16	169	1.06	120	0.95	111¾
Badami ...	0.73	26½	0.76	21½	0.75	27
Other kinds ...	1.38	61¾	1.06	74	1.03	38¾
		257¼		215½		177½

Profit and Loss Account and Proforma Balance Sheet as on 31st March 1962 are appended hereto. The transactions for the year closed with a surplus of Rs. 7592 on a total turnover of Rs. 14,60,787 as against the surplus of Rs. 2,479 on a total turnover of Rs. 11,93,582 for the previous year.

The Labour Staff as on 28th February 1962 consisted of 247 workers as against 252 workers on 28th February 1961.

S. V. APTE,
Manager,
Municipal Printing Press.

MUNICIPAL PRINTING PRESS

Balance Sheet as at 31st March 1962

Liabilities	Rs. nP.	Rs. nP.	Assets	Rs. nP.	Rs. nP.	Rs. nP.
Capital—						
(1) Advances from the Surplus Cash Balance ...	5,544 00		(1) Plant and Machinery purchased out of Surplus Cash Balance ...		5,544 00	
(2) Advances from Net Premia Fund ...	1,68,221 12		(2) Plant & Machinery purchased out of Net Premia Fund		1,68,221 12	
(3) —Do.— ...	49,201 19		(3) —Do.— ...		49,201 19	
(4) —Do.— ...	22,745 31		(4) —Do.— ...		22,745 31	
(5) Advances from Special Funds ...	1,81,685 55		(5) Plant and Machinery purchased out of Special Funds ...		1,81,685 55	
(6) —Do.— ...	7,134 37		(6) —Do— ...		7,134 37	
(7) Advances from Capital Works—Loan Funds. I.—General Supervision. Collection of Revenue Item No. 7. Conversion of Crusher Godown at Carnac Bridge ...	5,06,193 65		(7 & 8) Plant and Machinery purchased out of I.—General Supervision, Collection of Revenue, Item No. 7, Conversion of Crusher Godown at Carnac Bridge ...		1,55,903 66	
			Do. Books and Dead Stock ...		11,640 38	
			Do. cost of Crusher Building ...		4,47,771 85	
(8) —Do.— ...	1,09,122 24		(9) Plant and Machinery Purchased out of P. & M. Depreciation Fund ...		2,250 00	
(9) Advances from Plant & Machinery Depreciation Fund. ...	2,250 00					
	10,52,097 43				10,52,097 43	
Less—Amount Repaid ...	3,47,908 56	7,04,188 87	*Less*—Depreciation upto 31-3-1962 ...		3,47,908 56	7,04,188 87
			Work in Progress		2,33,034 41	
			Stock of Paper, etc., ...		2,58,381 41	
			Mono Metal—Balance as per last year ...	1,91,549 61		
			Do. Additions during the year ...	9,567 60		
				2,01,117 21		
			Less—Written off ...	10,055 86	1,91,061 35	
			Line Metal—Balance as per last year ...	92,073 81		
			Do. Additions during the year ...	9,878 00		
				1,01,951 81		
			Less—Written off ...	5,097 59	96,854 22	
			Materials Non-Consumable— Balance as per last year	2,977 64		
			Do. Additions during the year ...	...		
				2,977 64		
			Less—Written off ...	818 60	2,159 04	
			Books and Dead Stock— Balance as per last year	18,995 90		
			Do. Additions during the year ...	1,287 65		
				20,283 55		
			Less—Written off ...	2,724 78	17,558 77	
Outstanding Advances as on 31-3-1962 ...		17,91,604 76	Bills due rom Departments	9,40,935 91		
			Do. from Private Parties	11,619 65	9,52,555 56	17,91,604 76
		24,95,793 63				24,95,793 63

S. V. APTE,

Manager, Municipal Printing Press.

MUNICIPAL PRINTING PRESS

Profit and Loss Account as at 31st March 1962.

Expenditure	Rs. nP.	Rs. nP.	Rs. nP.	Income	Rs. nP.	Rs. nP.
Dr.				*Cr.*		
Materials—						
Paper, etc., stock at the beginning ...	2,12,557.15			Amounts charged to Departments ...	14,25,851.46	
Do. *Add* Purchases ...	4,20,635.84			Amount charged to Private Parties ...	34,935.94	
Do. Outstanding Liabilties ..	22,228.00				14,60,787.40	
Balance in Reserve Bank of India ...	62.94					
	6,55,483.93					
Do. *Deduct* stock at the end ...	2,71,559.38	3,83,924.55				
Ink stock at the beginning ...	371.41			*Deduct*—work in progress at the beginning of the year ...	5,04,767.12	
Do. *Add* Purchases ...	641.03				9,56,020.28	
	1,012.44					
Do. *Deduct* stock at the end ...	379.33	633.11				
Binding Materials stock at the beginning ...	15,444.59			*Add*—work in Progress at the end of the year ...	2,33,034.41	11,89,054.69
Do. *Add* Purchases ...	31,315.16					
	46,759.75					
Do. *Deduct* stock at the end ...	26,442.70	20,317.05		Revenue Miscellaneous ...		13,129.21
Mono Metal stock at the beginning ...	1,91,549.61					
Do. *Add* Purchases ...	9,567.60					
	2,01,117.21					
Do. *Deduct* sock at the end ...	1,91,061.35	10,055.86				
Line Metal stock at the beginning ...	92,073.81					
Do. *Add* Purchases ...	9,878.00					
	1,01,951.81					
Do. *Deduct* stock at the end ...	96,854.22	5,097.59				
Materials Non-consumable and Books and Dead Stock balance as per last year ...	21,973.54					
Do. *Add* Purchases ...	423.35					
Do. Outstanding Liabilities ...	827.00					
	23,223.89					
Do. *Deduct* stock at the end ...	19,717.81	3,506.08	4,23,534.24			
Outwork ...		14,847.20				
Do. Outstanding Liabilities ...		404.00	15,251.20			
Wages ...		4,34,201.90				
Do. Outstanding Liabilities ...		2,500.00	4,36,701.90			
Departmental Expenses—						
Rent ...	4,224.0					
Repairs and Maintenance—						
(a) Building ...	150.96					
(b) Machinery ...	11,556.32					
Do. Outstanding Liabilities ...	2,818.00					
Lighting ...	3,855.38					
Do. Outstanding Liabilities ...	370.00					
Gas charges ...	1,008.34					
Electric charges ...	4,015.01					
Do. Outstanding Liabilities ...	500.00					
Debt Charges ...	86,756.60					
Depreciation ...	108.76	1,15,363.37				
General Expenses—						
Staff Salaries ...	1,14,781.68					
Do. Outstanding Liabilities ...	1,750,00					
Provident Fund, Pension, etc. ...	30,714.31					
Contingencies (Miscellaneous) ...	6,846.37					
Do. Outstanding Liabilities ...	1,166.00					
Telephone Charges ...	1,687.40					
Printing ...	3,329.16					
Do. Outstanding Liabilites ...	935.00					
Stationery ...	762.48					
Maintenance of Delivery Van ...	1,286.14					
Do. Outstanding Liabilities ...	2,254.00					
Advertisement Charges ...	282.25					
Purchase of Electric Hoist ...	0.00					
Do. Outstanding Liabilities ...	4,660.96					
Private Works ...	33,285.17	2,03,740.92	3,19,104.29			
			11,94,591.63			
Net Surplus			7,592.27			
			12,02,183.90			12,02,183.90

K. E. M. Hospital and Seth G. S. Medical College

NEW CONSTRUCTIONS EXPANSIONS AND EXTENSIONS.

Works Completed.

(1) Construction of two additional floors over the kitchen block for operation theatres and paying wards.
(2) Construction of an additional floor over the Blood Bank and inter-connecting the same to the Main-Operation Theatre.
(3) Construction of an additional floor over wards 17 and 18.
(4) Construction of an additional floor over the Seth G. S. Medical College.

Work in progress.

(1) Constr ction of an additional floor over the Clinical Pathology.
(2) Construction of two additional floors over the Convalescent Home.
(3) Construction of a Hospital for Chest and Cardiology.

K. E. M. HOSPITAL.

Accommodation of patients in the Hospital and their particulars :—

During the year 1961, the scheduled bed strength of the hospital was increased from 704 beds to 756 beds. Although the hospital has a capacity to accommodate 784 scheduled beds, all the beds could not be made use of owing to the shortage of qualified nursing staff. A separate mental ward having 20 beds was opened for the treatment of male and female cases. A special ward with 30 beds accommodation was also opened for Plastic Surgery for the benefit of male, female and children patients. Inspite of increase in the total number of scheduled beds, there was constant over-crowding in the hospital, which was particularly marked in the children wards, Orthopaedic wards and medical and surgical wards for the female. The revised distribution of the beds according to departments and sex is shown in Appendix No. 1.

The daily average number of inpatients in the hospital during the year 1961 was 941 as against 919 and 878 during the years 1960 and 1959 respectively. This clearly shows the heavy demands for the hospital accommodation. The total number of patients admitted during the year 1961 was 38,197 as against 33,859 and 31,052 in the years 1960 and 1959 respectively. Though there is sharp increase in the number of patients admitted during 1961, the average stay of an inpatient in the hospital was 8.96 days in the year 1961 as against 9.90 days in 1960 and 10.30 days in the year 1959.

Out of the total number of 39,188 inpatients including 991 patients brought over from the previous year, 13,679 were discharged as cured, 22,042 were either relieved or left the hospital against medical advice, or were otherwise discharged or absconded and 2,576 died (excluding 188 still-births) leaving 891 patients under treatment at the end of the year under report.

The highest number of inpatients admitted on a single day was 165 on 2nd August 1961.

Deaths Classified.

Out of 2,576 deaths, 564 died on the day of admission, 525 patients died after the day of admission but within three days and the rest *i.e.*, 1,487 patients died after three days of their admission. The above figures are exclusive of 188 still births.

A short summary of the indoor admissions, daily average number of inpatients etc., is given in Appendix No. 2 and the classification of inpatients according to departments, age, sex etc., is given in Appendix No. 3.

Out-patient Department.

During the year under report, a special clinic viz., Gastro-Intestinal Clinic was opened for the benefit of the public.

The total number of new cases issued was 2,66,879 as against 2,35,249 and 2,34,117 during previous two consecutive years. The total number of out-patients attendance (New cases and old cases including casualty cases) was 8,54,327 bringing the daily average attendance to 2,801.

65,741 casualty cases were registered during the year under report as against 55,284 and 60,882 during the years 1960 and 1959 respectively.

On 26th December 1961, 4,100 patients, being the highest attendance on a single day, were treated. The above figure is exclusive of casualty cases which were treated on that day. The highest number of casualty cases brought to the hospital on a single day was 277 on 31st August 1961.

A short summary of the cases treated at the out-patients department is given in Appendix No. 2. The classification of the out-patients according to departments, age, sex etc., is given in Appendix No. 4.

15,191 operations were performed on inpatients and 51,895 operations were performed on out-patients.

Medico-Social Service Department.

The Medico-Social Service Department rendered statisfactory service to the patients apart from the reserach and teaching work undertaken by them.

The medico-social workers dealt with and helped to the deserving patients in securing medical aid appliances, rehabilitation. They also helped the patients by follow-up and solved numerous and complex social problems which hindered their pogress and completion of the treatment.

A film-show and an entertainment programme were arranged for the ward children. Two cases of the Psychiatric Department were presented at the Psychiatrists' Conference and efforts were made to collect more voluntary blood donors.

The social workers also participated in the teaching programmes of the Interns and lectures were delivered to the students of Occupational Therapy and Physio-theraphy schools.

A paper on "The incidents of Burn accidents in the City of Bombay over a period of 20 years" was read at the Indian Conference of Surgeons in December 1961. A paper was also prepared on "The attitudes of people towards Diabetic check-up" and a reserach on "The incidence and clinical epidemiology of Peptic ulcer" is undertaken.

The following figures will give an account of the Medical and Social relief work done through the department during the year under report :—

		Cases.
Medical aid, appliances etc.	...	1,368
Case-work service	...	209
Rehabilitation	...	59
Arrangement for discharge, institutionalisation, convalescence and travelling fare to patients.		188
Follow-up	...	70
Patients' families sent for family X-Ray	...	90
Total	...	1,984

Psychiatric Cases—

Social data (ward cases)	...	260
Referral to other agencies	...	30
Medical help	...	31
Rehabilitation	...	4
Social case work	...	27
Total	...	352

The Physiotherapy Centre and School.

The Physiotherapy Centre and School is run through the joint efforts of the Central and State Governments and the Bombay Municipal Corporation.

School.—During the year 1961, twelve students completed their course successfully. The number of admissions to the school was increased from 15 students to 20 students to meet the growing demand for Physiotherapists in the country. Thirty-four regular students were under training including the one who received stipend from Maharashtra Government. Joint seminars along with the Occupational Therapy School were organised on number of topics under the able guidance of Heads of Sections and distinguished guest speakers.

Centre.—The centre continued to meet Physiotnerapy needs of indoor and out-door patients of the K. E. M. Hospital and the indoor patients of the Convalescent Home. The following statistics represent the work done at the centre.

	1961	1960	1959
Patients referred to P. T. Deptt. ...	6,536	5,596	5096
Total number of treatments given ...	61,203	69,593	60,714

Details of work done in the Physiotherapy Centre is given in Appendix 5.

Occupational Thearpy Centre and School.

School.—18 new students were admitted to the School out of which only 15 students continued the training. The total number of students studying at present is 33, which figure is inclusive of casual students ten out of fourteen students completed their course and were awarded diplomas by Shri M. C. Chagala.

The students were sent for their clinical traning to All India Institute of Physical Medicine and rehabilitation, Chidlren's Orthopaedic Hospital, J. J. Group of Hospital and Nair Hospital. Four seminars, film shows and clinical sessions were organised for the benefit of sutdents.

Centre.—The total number of patients during the year was 4,001 and the number of treatments given was 41,056. For better variety of activities and treatments, additional equipment was purchased. 131 patients went back to their jobs without any residual difficulty.

The work done at the Occupational Therapy Centre and school is shown in Appendix No. 6.

Nursing Staff.

During the year 81 nurses were sent up for Junior Examination, 44 for Senior Examination and 40 Nurses for Midwifery Examination. Of these, 43, 38 and 39 nurses respectively, passed the respective examinations. The total number of Nursing Staff on roll was 386 inclusive of supervisory staff. From this year separate biennial conference of Students Nurses' Association of India has been started, which was held at Nagpur in October 1961 and two delegates from the K. E. M. Hospital attended the same.

The arrangement of sending three nurses to the Kasturba Hospital for training in Infectious Diseases was continued during the year.

The cost of the Nursing establishment worked out to Rs. 188.94 per nurse per mensum as against Rs. 185.07 in the previous year.

Nurses' Welfare Fund.

The fund is built out of the subscription from nurses, from donations received from grateful patients and from the net proceeds of functions organised by the Nurses themselves. It is managed by a Committee of which the Dean is an *ex officio* President. The corpus of the Fund amounting to about Rs. 26,000 is held in Government and Municipal securities which are deposited with the Central Bank of India, Ltd., for the safe custody. The interest on securities is utilised for providing amenities to the nurses, such as newspapers, magazines, annual picnics, variety entertainments, annual dance, sports and also giving loans to the nurses in their difficulties.

Prophylactic Immunization Centre.

The centre worked on all days of the year from 2-30 P.M. to 5 30 P.M. on week days and from 9.00 A.M. to 11 0 A.M. on Sundays so that antirabic treatment could be given without break.

The total number of patients treated during the year 1961 was 51,109 as against 48,701 in the previous year. 233 patients, it being highest attendance on a single day, attended on 27th January 1961.

Leprosy Clinic.

This clinic is conducted by the Greater Bombay Leprosy Control Scheme and patients suspected to be suffering from Leprosy are examited on Tuesdays and Fridays between 8 00 A.M. and 12 00 Noon. 1,525 ptients were treated during the year 1961 as against 1,373 and 1,428 during the years 1960 and 1959 respectively.

Neuro Surgical Department.

In the year under report 312 new cases and 1,277 old cases were treated in the out patient Department and 237 patients were admitted as indoor patients. The number of Neuro surgical operations performed was 765.

Neurology Department.

During the year 1961, 929 new patients and 4,161 old patients were treated and 425 cases were admitted as in patients. Certain cases examined in this department were transferred to the Neuro surgical Unit.

Electro Cardiography Department.

During the year under report 5,097 cardiograms were taken as compared to 4,632 and 3,590 during previous two years.

Electro Encephalography Department.

The department rendered assistance in diagnosing nervous and psychiatric disorders in patients. 743 electro-encephalographs were taken during the year 1961 as against 625 and 560 during the years 1960 and 1959 respectively.

Family Health Centre.

The Family Health Centre at the Hospital continued to function satisfactorily during the year. The members of the public, who attended the centre were examined, investigated and advised as to their maintenance of good health. Members of those families in whom some defects or disorders were detected, were directed to attend the respective out-patients departments of the hospital for prompt treatment. The Centre had on its establishment a Health Visitor, who went round visiting families and explaining to them the advantages of a routine check-up at the Centre. A statement of work done at the Centre, during the year is at Appendix No. 23.

Facilities for patients and their relatives.

The following were some of the facilities provided for the patients and their relatives.

Gift-shop.—This is a sort of sales depot started in the year 1950, for sale of clean bottles for medicines, injections, tablets, etc., to the patients at fair rates, without difficulty and without having to go out of the hospital premises. The shop is financed by the Poor Box Charity Fund of this hospital to which all the net proceeds are credited. Since September 1961, some additional items such as Tab. Nadisan, Inj. Insulin etc., prescribed by the Diabetic Centre are also being sold.

Recreation Room and Library.—A small library cum recreation room has been maintained for the benefit of indoor patients. The hospital subscribed to a few vernacular newspapers, magazines and periodicals. Ambulatory patients generally take advantage of this library. A radio receiving set, carrom board and draughts were also provided for the recreation of the patients. The proprietor of the "Bombay Samachar" supplied copies of their daily news-paper free of charge, for which thanks are due to them.

Convalescent Home.

Convalescent patients from (1) K. E. M. Hospital, (2) Lokmanya Tilak Municipal General Hospital and (3) Bai Y. L. Nair Charitable Hospital are transferred to the Convalescent Home, which has an accommodation for 120 patients of which 60 beds are reserved for female patients.

The number of patients admitted, discharged etc., is given below :—

Balance of patients at the close of the previous year	94
New patients admitted during the year ...	562
Patients discharged during the year ...	525
Patients expired during the year ...	3
Balance of patients at the close of the year ...	128

Ambulance Service.

The services of the ambulance are available between 8-00 A.M. and 12-00 Noon and again 2-0 P.M. to 6-0 P.M. since there is only one non-resident driver at the hospital. The rates of the ambulance have been revised since last year. However, the ambulance service is free of charge to the poor and deserving patients.

Advisory Medical Board.

During the year 1961; the Advisory Medical Board held 8 meetings of the Honorary and Professorial staff.

Staff Society Clinical Meetings.

The Staff Society of the K. E. M. Hospital and the Seth G. S. Medical College held 9 meetings during the year 1961 when 8 papers on various medical subjects were read. A quarterly journal named "Journal of Post-graduate Medicine" is run under the auspices of the Society. A grant of Rs. 1,000 was sanctioned by the Municipal Corporation for Greater Bombay for the activities of the Society.

K. E. M. Hospital and Seth G. S. Medical College Employees' Co-operative Credit Society.

The Co-operative Credit Society of the employees of the K. E. M. Hospital and the Seth G. S. Medical College worked satisfactorily during the year. The total number of members on the roll at the end of June 1961, was 843.

The share capital of the Society amounted to Rs. 2,00,385 on the 30th June 1961 as against Rs. 2,11,310 on the corresponding date of the previous year. The amount of the loan granted was Rs. 5,56,680 as against Rs. 4,37,830 in the previous years.

The Society declared a dividend of 6 per cent. for the year ending June 1961. The net profit during the year ending 30th June 1961 amounted to Rs. 28,240.78 nP. as against Rs. 26,301.77 nP., in the previous year. The accounts of the Society were audited by Government auditors upto 30th June 1961 and the Society was awarded 'A' class certificate.

Dr. N. A. Purandare Gynaecological and Obstetric Research Centre.

In the Dr. N. A. Purandare, Gynaecological and Obstetric Reserach Centre, cases of gynaecological disorders of hormonal origin are being studied from the point of view of investigation and therapy. The special investigations carried out during the year and the work done in the Obstetric Departments is given in Appendix No. 7.

Family Planning Centre.

A Family Planning Centre, with 100 per cent. grant-in-aid from the Government of India, started in January 1959, continued to work satisfactorily during the year under report.

It is found that the people specially of the lower economic group are beginning to get more conscious of the need for contraception control. Vasectomy operations were carried out by the medical Officers incharge of the Centre. Patients needing temporary contraception were advised mechanical or chemical methods with safe period, if periods were regular Contraceptives and contraceptive tablets were given free of charge. Home and clinical visits were also given. Lectures were given on the subject of Family Planning to internes and post-graduate students.

Food Handlers' Scheme.

The scheme of periodical examination of persons handling food. employed in city hotels, eating houses and restaurants continued satisfactorily during the year under report. 1,468 persons were directed for examination by the Health Department from 1-1-1961 to 31-12-1961, out of which only 914 persons attended for examination. 21 persons did not give their stools etc., for pathological examination. In all, 861 fit certificates and 32 unfit certificates were issued during the year under report.

Shantilal Mathuradas Blood Bank.

The Blood Bank worked satisfactorily during the year under report 4,611 blood samples, including those from the voluntary donors, were collected and an amount of Rs. 63,068 was paid out of the Poor Box Charity Fund. The number of blood samples supplied for transfusion, during the year was, 4591. The details of the various investigations carried out in the Blood Bank and the Central Clinical Laboratory during the year, are shown in the last para. of Appendix No. 8.

Dr. Jivraj N. Mehta, Pharmaceutical Laboratory.

Various types of injections, paranteral fluids, loose sterile solutions, stains and miscellaneous solutions were manufactured in the laboratory as shown below :—

(*i*) Transfusion bottles (eleven different types)	...	65,963	Nos.
(*ii*) Ampules (eleven different types)	...	4,285	Nos.
(*iii*) Loose sterile solution	...	990	Litres
(*iv*) Stain and miscellaneous solutions	...	67.5	Litres

The market value of the above products is estimated at Rs. 1,14,032.

In addition classes were conducted for the 2nd M.B.B.S. students in theory and practice of dispensing pharmacy. Two students from Nagpur University, appearing for B.Pharm. Examination were given training.

School Clinic Department.

Municipal School Clinic worked in five departments *viz.*, medical, ophhalmic, aural, skin and dental sections on five days in a week between 2-0 P.M. and 4-0 P.M. for 10 months during the year, there being summer vacation for two months. Dr. M. D. Motashw, M.D., was the Medical Officer Incharge of the School Clinic, during the period from 1-4-1961 to 16-7-1961 and again from 3-10-1961 to 31-3-1962. During his absence Dr. V. P. Mondkar, was the Medical Officer Incharge from 11-8-1961 to 2-10-1961.

2,350 new children and 15,339 o'd cases were treated in the School Clinic Department in addition to 1,484 referred cases as shown in Appendix No. 9.

Common complaints were Anemia, Bornchitis, Round worm infection, Tonsillitis, Carious teeth, Vitamin 'A' deficiency etc., 185 children were operated upon in the Aural Department. 22 children were admitted in the other wards for various complaints like Anaemia, Fever, X-Ray Spine, Bleeding after tonsil operation, Abscess, needling etc., X-Ray plates, electro-encephalographs, electro-cardiographs were taken whenever found necessary. Five chi dren were referred to Physiotherapy Department, and two children were referred to Occupational Therapy Department.

The total expenditure of the School Clinic at the K. E. M. Hospital during the year under report amounted to Rs. 42,520.

Donations by Philanthropic Bodies and persons.

During the year under report number of articles including sweets, to fees, fruits, toys etc., were donated by philanthropic institutions and individuals. These articles were used for the patients irrespective of race, caste, and creed. Many thanks are due to them.

Account Section.

Certificates.—Certificates of different categories as mentioned below were issued during the year 1961-62. A sum of Rs. 11,736 was realised as certificate fees.

Kind of Certificates.		No. of certificate issued.
(*i*) Under Workmen's Compensation Act	...	375
(*ii*) Medical opinion certificates	...	2,400
(*iii*) Injury certificates to Police in Medico legal cases (free)	...	986
(*iv*) Injury certificates in medico-legal cases to patients (paid)	...	160
(*v*) Municipal employees injury certificates for leave (free)	...	171
(*vi*) Insurance purpose	...	95
(*vii*) Essentiality certificates for reimbursement of medical expenses to Government servants	...	180
(*viii*) Accidental Insurance certificates	...	...
(*ix*) Ordinary certificates	...	13,500 (Approx.)

Expenditure out of Poor Box Charity Fund.—Besides the expenditure incurred from the municipal funds a sum of Rs. 1,37,.20.88 was spent out of Poor Box Charity fund in the year 1961-62 as against Rs. 1,06,157 in the previous year. This amount was mostly spent for costly drugs, injections, blood transfusions, surgical appliance , travelling expenses of patients, etc., for the poor and deserving patients of the hospital The statement of accounts are given in appendices Nos. 10 and 11. In addition to cash donations, small donations in kind were also occasionally received.

Donations to the extent of Rs. 12,683.56 were received by the Poor Box Charity Fund from the patients, philanthropic bodies and individuals. In addition a sum of Rs. 11.274.10 was collected from the boxes kept in the wards and out-patient departments. Special mention of the names of firms and persons who have donated a sum of Rs. 500 and above during the year 1961-62 is made in Appendix No. 12.

Expenditure out of the hospital budget grant.

The total expenditure incurred on the maintenance of the hospital during the year 1961-62 including liabilities at the end of the year but exclusive of the cost of extension scheme amounted to Rs. 42,14,804.00 approximately. This expenditure was inclusive of the cost of maintenance and treatment of inpatients, out-patient departments, and establishment charges of medical nursing, administrative and labour staff, as well as the cost of the staff for the maintenance and repairs of buildings.

Thanks are due to the authorities of the Nowrojee Wadia Maternity Hospital and the Bai Jerbai Wadia Hospital for Children for continuation of facilities extended to the students of the Seth G. S. Medical College for clinical insturctions in Obstetric and diseases of children respectively.

Thanks are also due to the members of the Honorary, Professorial, other teaching staff and other staff for their co-operation and willing help in medical relief, education and reserach activities at these two sister institutions.

SETH G. S. MEDICAL COLLEGE.

In the year 1961-62 the King Edward VII Memorial Hospital and the Seth G. S. Medical College have completed 36 years, the Hospital rendering medical relief to the sick and the college imparting medical education to the students.A report about the staff, departments and the work that was done during the year in these institutions is given below :—

Dean.

Dr. S. V. Joglekar, M.S., F.C.P.S., held the post of Dean throughout the year.

Assistant Dean.

Dr. R. B. Redkar, B.Sc., M.B.B.S., D.A., held the post of Assistant Dean throughout the year.

Professorial Staff.

1 Dr. K. D. Desai, M.B.B.S., M.Sc., (Medical) continued to hold the post of Professor of Anatomy during the year under report.

2. Dr. U. K. Sheth, B.Sc., M.D., F.C.P.S., continued to hold the post of Professor of Pharmacology during the year under report.

3. Dr. R. G. Chitre, M.Sc., Ph.D., F.R.I.C., retired due to superannuation on 4th April 1961.

4. Dr. A. C. Duarte Monteiro, M.B.B.S., M.Sc. (Med.),held the post of Ag. Professor of Physiology, till 4th November 1961. He retired due to superannuation on 5th November 1961.Dr. I. K. Ramchandani has been asked to look after the work of Professor of Physiology.

5. Dr. C. K. Deshpande, Asstt. Professor of Pathology and Bacteriology has been promoted to the post of Prof. of Pathology and Bacteriology at T. N. M. College on 1st December 1961.

6. Dr. (Smt.) S. G. Kinare, Asstt. Clinical Pathologist in Medicine & Surery Department has been promoted as Ag. Asstt. Professor of Pathology and Bacteriology from 21st January 1962.

7. Dr. K. H. Sahiar, M.D., F.C.P.S., Asstt. Clinical Pathologist has resigned his post from 1st June 1961. Dr. S. M. Purandare, M.D., has been appointed as Asstt. Clinical Pathologist from 21st June 1961.

Study Tour.

1. Dr. C. K. Deshpande, M.D., Asstt. Professor of Pathology & Bacteriology was awarded T. C. M. Fellowship for training in U.S.A. in the field of Pathology and Bacteriology. He proceeded abroad on 21st November 1960 and resumed his duties on 4th October 1961.

2. Dr. T. P. Kulkarni, M.S., Asstt. Prof. of Surgery, has proceeded on study leave from 1st January 1962 under Rockefeller Foundation Fellowship.

Honorary Staff -

3. Dr. I. L. N. Lopes, B.D.S., who had proceeded to Australia on 16th May 1958 under Colombo lan for specialisation in Dentistry resumed his duties on 1st October 1961.

4. Dr. V. S. Sheth, proceeded to U.S.A. from 9th September 1960 for training under Point Four Programme for specialisation in Study of recent advances and improved technique in the Surgery of the Gastro intestinal tract including Oesophagus. He resumed duties from 11th April 1961.

5. Dr. S. R. Rege, proceeded abroad from 28th March 1961 to 31st October 1961 for specialisation in Laryngology and Otology under Colombo Plan, Technical Co-operation Scheme.

Educational Programme.

87 students were admitted during the year under report. Three of the students who came from outside India were nominated by the Government of India in the three reserved seats and three were taken from schedule castes and backward class community.

Reserach Activities.

A number of reserach projects were undertaken at the Hospital and College under the auspices of the Indian Council of Medical Reserach, the Council of Scientific and Industrial Reserach, the K. E. M. Hospital and Seth G. S. Medical College staff Reserach Society and through the help of some Pharmaceutical firms like Unichem Laboratories, Dumex Private Ltd., and Leaderly Laboratories (India) Private Ltd. Reference is invited in this connecteion to Appendix No. 27 regarding the details of subjects of reserch.

Library.

During the year 264 books were added to the Library as against 402 books during the previous year. Out of these 143 were presented to this Library as stated in Appendix No. 27. Our grateful thanks are due to donors. The number of books and Periodicals issued for reading on the premises of the Library to the under-graduate and postgraduate students and teachers was 33,602, 1,374 books and 1,067 periodicals were issued on loan outside the Library to the Honorary and Professorial staff, Resident Medical Officers of the K. E. M. Hospital and Demonstrators and Lecturers of the Seth G. S. Medical College and as inter library loan to the libraries of Haffkine Institute, Tata Memorial Hospital, Indian Cancer Reserach Centre, The

College of Physicians and Surgeons of Bombay, Topiwala National Medical College and the Lokamanya Tilak Municipal General Hospial, Sion.147 Periodicals were borrowed on inter Library loan from the various medical and reserach institutions in the neighbourhood and the Bombay University Library to meet the needs of our readers.

As in the past reference material was supplied by this Library throughout the year to the Microfilm Service Unit at the Tata Memorial Hospital for providing microfilm and photostat copies required by Institution through out India.

Museum.

50 Wet and dry specimens were replaced in the Anatomy Museum during the year. The total number of wet and dry specimens in the Anatomy and comparative Anatomy Section stood at 1,727.

In the Pathology Museum a number of specimens were found to have blurred lesions and had to be discarded from the Museum. A number of foggy jars not displaying specimens properly were also removed from the Museum ; some of these specimens have been given to other newly established institutions for teaching purposes. Due to above reorganisation of the Pathology Museum the number of specimens in the Museum deflected from 2,200 to 1,850.

In the Artist Section, 2,560 graphs, photographs, photomicrographs etc., were prepared during the year.

Hostels.

The number of students residing in the Male Sudents' Hostel was 147 and that in the Lady Students' Hostel was 41. Both the hostels were fully occupied and a number of applications for rooms had to be turned down for want of vacancies. In order to meet the increasing demands of the undergraduates and also to accommodate Interns, reserach workers and postgraduates a new hostel has been acquired at Naigaum. This hostel accommodates 84 students. During the year under report, 239 students took advantage of this hostels. The need is still felt for accommodating postgraduates, interns, reserach workers and students of Physiotherapy and Occupational Therapy schools.

Gymkhana.

This year the college maintained its supremacy in the field of sports and set up new records in Cultural Activities. The inaugural address to the Students and members of the staff was delivered b Shri G. L. Mehta.

In the dramatic field the college was awarded the trophies for the Marathi drama, the Kannada drama and the much coveted Kulpati Munshi shield for the "Best Acting" was also awarded to the Kannada Dramatic Team.Besides this Miss Shailaja Shashittal was awarded individual prizes for her acting in both the Kannad and Marathi dramas. Certificates of merit were also awarded to some of the other artists.

In the Bombay State Intermedical Tournaments, the College won Championship in Cricket, Debating and Indoor Games. The College was runners up in the Hockey and Badminton Tournaments. Shri S. H. Moolgonkar was awarded the first prize in the Intermedical Debating competition. Shri R. M. Kamath won the Intermedical chess tournament.

At the Intercollegiate chess Tournament Shri R. M. Kamath was runners up and with Shri S.A. Gokhale shared the Team Championship in chess.

The Hockey Team (Both the Ladies and Gents) reached upto Quarter Finals in the Inter collegiate competition.

The R. R. & D. D. arranged successfully a Brains Trust on "Doctors and Society" and also a symposium on "Internship".

For the first time Intermedical Cricket and Tennis Tournaments for the staff were held.

The Annual Intermedical Ball which was held under the Jt. Hon. Secretaryship of Shri J. T. Vyas was a success.

The Rotary Club Prize for the best student of the year was awarded to Shri N. S. Doshi. Shri V. T. Parmar was elected Executive member of the Indian National Council of World University Service and he was also the Executive member of the University Board for students' welfare.

The College Day was held in December 1961 under the able secretaryship of Shri D. R. Mukhtyar and was a success.

The annual sports day was held in February 1962 and was well attended.Shri Eric Peet was the Chief Guest.

General.

Shri G. L. Mehta, *Ex*-Ambassador at U.S.A. delivered inaugural address to the students of these institutions on Saturday the 1st July 1961 at 11-30 A.M. in the Main Lecture Theatre.

The following eminent Medical Personnel visited these institutions during the year under report :—

(1) Professor J. Barbizet, Reserach Professor in Neutology Paris.

(2) Dr. H. Uetake Professor of Microbiology Sapporo Medical College, Japan.

(3) Dr. S. W. Bibile, Professor of Pharmacology, University of Ceylene visited with world Health Organisation Group of Professors and Teachers.

(4) Dr. Charles M. Pomerat, Ph.D., Research Director Pasadena Foundation for Medical Research Pasadena, California.

(5) Dr. E. W. Peet, F.R.C.S. (Eng.), Director Plastic Surgery at Churchill Hospital, Oxford.

(6) Dr. Kaufman, Cologne University.

(7) Dr. Benjamin Castleman, Head of the Department of Pathology & Massachusetts General Hospital Boston.

(8) Sir Miles Clifford Director, Leverhulme Trust Fund.

(9) Sir John Peel, K.C.V.O., F.

(10) Dr. Nagabuishi, Neuro-Surgeon from Tokyo University.

(11) Dr. Shouldire from Toronto Canada.

(12) Dr. Le Roy Allen of Rockefeller Foundation.

(13) Professor Fraser Brockington, University of Manchester, England.

(14) Professor P. P. Choehn, Professor of Physiological Chemistry at the University of Wisconsin.

DEPARTMENT OF SURGERY.

A report of the work carried out in the Department of Surgery is given below :—

Laboratories.

(1) Experiemental Laboratory—

310 experiments were carried out on the following reserach project :—

(1) Use of Extracorporeal Circulation and Hypothermia in Open Heart Surgery.
(2) Selective Cerebral Hypothermia.
(3) Isolated Liver perfusion studies.
(4) Use of Selective Cross Circulation with Hypothermia for Open Herat Surgery.
(5) Selective Hypothermic Cardioplegia.
(6) Study of Ischaemic Changes in the Spinal Cord due to clamping of thoracic aorta.
(7) Use of Fluothane in Prevention of Hypoxic Brain Damage.
(8) Use of Proximal Splenocaval shunt for portal Hypertension an experimental study.

(2) *Pathology Laboratory*—

5,104 routine investigations were carried out.845 histopathological sections were studied. Reserrch work on the following subject is in progress :—

(1) Stenosing aortitis affecting the middle part of aorta.
(2) Pulmonary vascular changes inmitral stenosis.
(3) Experimental atheroselerosis.
(4) Biochemical and pathological changes during extra-corporeal circulation.

(3) *Fluid Balance Laborarory*—

Blood volume studies in cardiac patients.

(4) *Biochemistry*—

Flame photometry.
pH Estimation.
Electrophoresis.

(5) *Cradiac Laboratory*—

Electrocardiography, Phonocardiography, Vectorcardigraphy, was performed on 150 cardiac patients.

(6) *Diagnostic Radiology and Cardiac Catheter Laboratory*—

Routing radiological investigations were carried out on 2,400 patients. Special investigations such as cardiac catheter, angiocardioraphy, splenography, aortography was performed on 251 patients.

Operation Theatre—

424 thoracic and cardiovascular operations were performed.

Scientific Meetings—

The following scientific weekly meetings were held in the department :—

(1) Surgicl meeting.
(2) Angiocatheter conference.
(3) Death Conference.
(4) Research conference.
(5) Autopsy specimen discussion.
(6) Journal Review Club meeting.

Postgraduate operative surgery classes for surgical residents :—

20 classes were held in the Experimental Labortory.

DEPARTMENT OF MEDICINE (Full itme)

The clinical, biochemical, pulmonary function and electroencephalographic laboratories have been working satisfactorily and has been engaged in the study of (1) some aspects of anemia and helminthiasis ; (2) the influence of age on lung volumes; (3) Byssinosis ; (4) electroencephalographic pattern in cerebro-vascular and hepatic diseases ; and (5) under a grant from the Indian Council of Medical Research, the Department has been engaged on carrying on a survey and study on epidemiological and aetiological aspects of peptic ulcer in the various occupational groups in Bombay.

Additional equipments for the departmental laboratories from the Rockefeller Foundation Gift Appropriation are expected to arrive soon.

Departmental Activities.

(1) A study of the lung volumes in normal students (Males and females) and nurses has been concluded. Influence of age on lung volumes is being studied in the normal fire-brigade workers.

(2) A study of portal-hypertension and factors in the production of ascites in cirrhosis of liver is being continued.

(3) A study of some aspects of the utility of the board spectrum antihelminthics is being conducted.

In collaboration with the authorities of the Kasturba Hospital, the sensitivity of C. diphtherae to various antibiotics including a new one G.S. 2876 is being studied. The type and virulence of C. diphtherae in the various clinical varieties and the development of carrier state among attendants (relations of patients) in the diphtheria wards in this Hospital are also being studied.

Publications.

Subjects of articles published by the members of the Honorary, Professorial and other staff during the year are shown in the Appendix No. 29.

Department of Biochemistry continued to work in close collaboration with existing departments of basic medical sciences and clinical departments in Hospitals.

During the year under report the following persons who have been appointed as Pool Officers by C. S. I. R. were working at this College :—

(1) Dr. V. S. Raut, M.Sc., Ph.D.	... Biochemistry Department.
(2) Dr. (Smt.) Sunity Ratnakar Samsi, M.D., F.R.C.S.	... Surgery Department.
(3) Dr. A. E. Mody, F.R.C.S.	... Surgery Department.
(4) Dr. R. K. Gandhi, F.R.C.S.	... Surgery Department.

S. V. JOGLEKAR,
M. S., F. C. P. S.
Dean,
K. E. M. Hospital and Seth G. S. Mecical College .

LIST OF APPENDICES.

Appendix No.	Particulars.
1	Distribution of beds according to classification of departments.
2	Statement showing the particuarls of indoor patients, outdoor patients and the number of operations done, etc.
3	Statements showing the classification of inpatients, accoding to departments, age, sex, discharges and deaths.
4	Statement showing the classification of out-patients according to departments, sex and age.
5*	Statement showing the number of patients treated (with classification of condition) in the Physio-therapy Centre and School.
6*	Statement showing the work done in Occupational Therapy Centre and School.
7*	Ststement of work done in Dr. N. A. Purandare Gynaecological and Obstetric Research Centre and Obstetric Department.
8*	Statement of the various investigations carried out in the Central Clinical Laboratory, work done in the Shantilal Mathurdas Blood Bank and also an account of autopsy work done.
9	Statement showing the children from Municipal Primary Schools treated at the School Clinic.
10	Statement of accounts of the Poor Box Charity Fund.
11	Balance-sheet of the Poor Box Charity Fund.
12	Statement showing the names of donors who have donated Rs. 400 and above to the Poor Box Charity Fund.
13	Statement showing the relative cost per inpatient and per out-patient per day during the year 1961-62 and previous two years.
14	Statement showing the details of cost per inpatient for the year 1961-62 and previous two years.
15	Statement showing the average cost of each new out-patient admission for the year 1961-62 and previous two years.
16	Senior staff of the K. E. M. Hospital and the Seth G. S. Medical College.
17*	Summary of inpatients treated with classification according to diseases and results of treatment.
18*	Statement showing the classification according to nature and results of operations performed in different departments *viz.*—

(*i*) Surgical Department.
(*ii*) Neuro-surgery Department.
(*iii*) Orthopaedic Department.
(*iv*) Gynaecology Department.
(*v*) Ear, Nose and Throat (Aural) Department.
(*vi*) Ophthalmic Department.

19*	Report of the X Ray Diagnostic Therapy work.
20*	Statement showing the diagnosis of out-patients and in-patients treated in Skin and Venereal Department.
21*	Statement showing the classification according to the nature of the diseases and sex of the patients treated and diagnostic and therapeutic measures used in the Psychiatric Department.
22*	Statement showing the Electro-cardiograms classified according to the clinical condition for which these were taken.
23*	Ststement showing the work done at the Family Health Centre.

SETH G. S. MEDICAL COLLEGE.

24	Statistical information.
25	Particulars regarding students.
26	Average cost and revenue.
27*	List of books presented to the Library.
28*	Research enquiries.
29*	List of publications by the staff.

* Printed in Departmental copies.

K. E. M. HOSPITAL, PAREL, BOMBAY 12.

APPENDIX No. 1.

Distribution of beds according to classification of Dpeartments.

Department.	Male.	Female.	Children.	Total.
(1) Medical ...	120	43	...	163
(2) Surgical ...	108	27	28	163
(3) Ophthalmic ...	20	12	...	32
(4) Gynaec ...	...	50	...	50
(5) Obstestric ...	....	64	...	64
(6) Skin and Venereal ...	12	8	4	24
(7) Aural ...	12	4	10	26
(8) Orthopaedic ...	40	12	12	64
(9) Psychiatric ...	10	10	...	20
(10) Neuro-surgical ...	26	2	2	30
(11) Neurological ...	14	2	2	18
(12) Paediatric ...	...	...	38	38
(13) Plastic Surgery and Burns ...	16	8	6	30
(14) Thoracie ...	10	6	...	16
(15) Isolation ...	2	1	...	3
(16) Resuscitation ...	4	1	...	5
(17) Tetanus ...	5	... 3	2	10
Total ...	399	253	104	756

APPENDIX No. 2.

Statement showing the particulars of indoor and outdoor patients, the number of operations done, etc., during the year 1961, 1960 and 1959 at the K. E. M. Hospital :—

Particulars.	1961	1960	1959
(a) *In-patients*—			
(1) Schedule strength of Bed ...	756	704	668
(2) Daily average number of in-patients ...	941	919	878
(3) Total number of new patients admitted ...	38,197	33,859	31,052
(4) Average number of days each patient was resident ...	8.96	9.9	10.3
(b) *Out-patients*—			
(1) Total number of new out-patients ...	2,66,879	2,35,249	2,34,117
(2) Daily average number of new out-patients ...	731	877	873
(3) Total number of out-patients ...	8,54,327	8,07,743	7,97 819
(4) Daily average number of out-patients attendance ...	2,801	2,718	2,686
(5) Total number of Casualty cases ...	65,741	55,284	60,882
(c) *Operations*—			
(1) Total number of operations on in-patients ...	15,191	13,477	12,716
(2) Total number of operations on out-patients ...	51,895	45,032	41,763

APPENDIX NO. 3

Statement showing the in-patients treated in the K. E. M. Hospital during the year 1961 with the classification according to Departments, Sex, Age, Discharges, and Deaths.

Department.	Sex.	In the Hospital on the midnight of 31st Dec. 1960.	Admitted during the year 1961	Total.	Discharged during the year 1961	Died during the year 1961	In the Hospital by the midnight on 31st Dec. 1961.
Medical ...	Male ...	189	6,475	6,664	5,825	677	162
	Female ...	92	2,786	2,878	2,493	327	58
	M. C. ...	...	220	220	99	120	1
	F. C. ...	...	122	122	47	75	...
Surgical ...	Male ...	167	7,473	7,640	7,160	328	152
	Female ...	68	1,830	1,898	1,673	284	41
	M. C. ...	22	980	1,002	943	44	15
	F.C. ...	5	543	548	517	24	7
Ophthalmic ...	Male ...	24	652	676	655	1	20
	Female ...	17	381	398	390	...	8
	M. C. ...	...	55	55	52	1	2
	F. C. ...	...	38	38	37	...	1
Gynaec	Male ...	...	...	...	...	...	...
	Female ...	58	2,348	2,406	2,339	24	43
	M. C. ...	...	...	...	...	...	...
	F. C. ...	...	7	7	7	...	...
Skin and Venereal ...	Male ...	22	212	234	212	8	14
	Female ...	7	69	76	69	3	4
	M. C. ...	...	14	14	12	2	...
	F. C. ...	...	12	12	8	3	1
Aural ...	Male ...	7	902	909	895	5	9
	Female ...	6	703	709	704	1	4
	M. C. ...	...	448	448	445	3	...
	F. C. ...	...	439	439	435	3	1
Orthopaedic ...	Male ...	78	1,766	1,844	1 733	41	70
	Female ...	30	643	673	588	34	51
	M. C. ...	15	407	422	399	5	18
	F. C. ...	11	173	184	175	1	8
Psychiatric ...	Male ...	9	194	203	186	2	15
	Female ...	5	120	125	118	2	5
	M. C. ...	...	5	5	5	...	...
	F. C. ...	...	4	4	4	...	...
Neurosurgery ...	Male ...	14	137	151	127	17	7
	Female ...	6	66	72	63	6	3
	M. C. ...	1	18	19	18	1	...
	F. C. ...	1	16	17	15	2	...
Neurology ...	Male ...	17	303	320	289	12	19
	Female ...	2	101	103	92	5	6
	M. C. ...	...	16	16	15	...	1
	F. C. ...	...	5	5	3	1	1
Paediatric ...	Male ...	3	53	56	52	4	...
	Female ...	2	45	47	39	8	...
	M. C. ...	48	2,097	2,145	1,804	301	40
	F. C. ...	31	1,604	1,635	1,322	279	34
Obstetric ...	Male ...	...	...	...	...	...	...
	Female ...	34	3,692	3,726	3,647	21	58
	M. C. ...	...	...	...	...	...	...
	F. C. ...	...	...	...	...	...	...
Thoracic Clinic ...	Male ...	...	2	2	2	...	...
	Female ...	...	...	...	...	...	...
	M.C. ...	...	1	1	...	1	...
	F.C. ...	...	...	...	...	...	...
Plastic Surgery ...	Male ...	...	10	10	4	...	6
	Female ...	...	8	8	4	...	4
	M. C. ...	...	2	2	...	...	2
	F. C. ...	...	...	...	...	...	...
Total ...	Male ...	530	18,179	18,709	17,140	1,095	475
	Female ...	327	12,792	13,119	12,219	615	285
	M. C. ...	86	4,263	4,349	3,792	478	79
	F. C. ...	48	2,963	3,011	2,570	388	53
Grand Total ...		991	38,197	39,188	35,721	2,576	891

APPENDIX NO. 4

Statement showing the out-patients (New, Old and Casualty) treated in the K. E. M. Hospital during the year 1961, with classifications according to Departments, Sex and age.

Department.	Sex.	O.P.D. New cases.	O.P.D. Old cases.	Total attendance.	Casualty.
Medical ...	Male ...	38,485	69,930	1,08,415	1,083
	Female ...	19,701	48,898	68,599	320
	M.C. ...	419	81	500	202
	F. C. ...	261	46	307	87
Surgical ...	Male ...	46,063	62,860	1,08,923	30,543
	Female ...	13,763	31,597	45,360	7,887
	M. C. ...	10,005	9,067	19,072	8,347
	F. C. ...	4,742	6,584	11,326	3,890
Ophthalmic ...	Male ...	11,943	28,257	40,200	2,786
	Female ...	4,010	20,279	60,289	187
	M. C. ...	994	5,058	6,052	180
	F. C. ...	743	3,780	4,523	61
Gynaec ...	Female ...	8,864	27,009	35,873	21
	F. C. ...	6	...	6	3
Dental ...	Male ...	7,393	8,015	15,408	33
	Female ...	3,870	6,215	10,085	2
	M. C. ...	712	2,019	2,731	12
	F. C. ...	495	1,469	1,964	4
Skin and Venereal ...	Male ...	12,859	23,016	35,875	190
	Female ...	4,254	10,699	14,953	7
	M. C. ...	2,670	4,701	7,371	3
	F. C. ...	2010	3,244	5,254	3
Aural ...	Male ...	7,946	13,658	21,604	444
	Female ...	4,258	8,938	13,196	144
	M.C. ...	2,389	3,762	6,151	373
	F. C. ...	1,896	2,754	4,650	272
Orthopaedic ...	Male ...	10,059	30,433	40,492	5,412
	Female ...	3,310	21,017	24,327	1,060
	M. C. ...	1,940	6,440	8,380	1,254
	F. C. ...	1,052	4,703	5,755	644
Psychiatric ...	Male ...	1,492	15,377	16,869	1
	Female ...	778	7,805	8,583	1
	M. C. ..	103	1,757	1,860	...
	F. C. ...	52	1,190	1,242	1
Neurosurgery ...	Male ...	173	1,038	1,211	...
	Female ...	87	171	258	...
	M. C. ...	32	49	81	...
	F. C. ...	20	19	39	...
Neurology ...	Male ...	538	2,246	2,784	...
	Female ...	290	1,228	1,518	1
	M .C. ...	64	438	502	...
	F. C. ...	37	249	286	...
Paediatric ...	Male ...	132	702	834	2
	Female ...	127	329	456	4
	M. C. ...	9,150	21,364	30,514	158
	F. C. ...	7,322	16,324	23,646	110
Obstetric ...	Female ...	4,115	16,065	20,180	9
	Female-child ...	...	...	...	...
Dispensary ...	Male ...	7,572	14,236	21,808	...
	Female ...	4,134	11 889	16,023	...
	M.C. ...	1,966	6,013	7,979	...
	F.C. ...	1,583	4,430	6,013	...
Total ...	Male ...	1,44,655	2,69,768	4,14,423	40,494
	Female ...	71,561	2,12,139	2,83,700	9,643
	M.C. ...	30,444	60,749	91,139	10,529
	F.C. ...	20,219	44,792	65,011	5,075
Grand Total		2,66,879	5,87,448	8,54,327	65,741

APPENDIX NO. 9

Statement showing the number of school children from the Municipal Primary Schools treated during the year 1961-62 and 1960-61 in the School Clinic Department at the K. E. M. Hospital.

Sections.	1961-1962				1960-1961			
	New cases.	Old cases.	Total.	Referred cases.	New cases.	Old cases.	Total.	Referred cases.
Medical ...	744	4,403	5,147	27	598	3,278	3,876	46
Aural ...	553	4,465	5,018	400	603	4,462	5,065	288
Ophthalmic ...	486	3,671	4,157	405	498	3,900	4,398	323
Dental ...	398	1,272	1,670	506	317	1,629	1,946	514
Skin ...	169	1,528	1,697	146	118	1,195	1,313	100
Total	2,350	15,339	17,689	1,484	2,134	14,464	16,598	1,271

APPENDIX No. 10.

Statement of Accounts of K. E. M. Hospital, Poor Box Charity Fund, for the year 1961-62.

Receipts.	Amount.	Disbursements.	Amount.
	Rs. nP.		Rs. nP.
To balance in hand as on 31st March 1961 ...	1,377.78	By supply of costly medicines, injections, etc. to poor patients ...	62,281.04
To balance with the Central Bank of India Ltd., as on 31st March 1961 ...	44,776.84	By blood transfusion charges and cost of plasma ...	63,068.00
To balance with C. A., Bombay Municipal Corporation as on 31st March 1960 ...	68.54	By Travelling expenses to patients ...	996.58
To Collection from Ward boxes ...	8,894.01	By spectacles to patients ...	1,831.50
To collection from Out-patient Department boxes...	2,380.09	By appliances such as crutches, artificial limbs, hernia belts, etc. ...	9,043.76
To Donations ...	12,683.56	By Dead-stock ...	3,917.50
To Miscellaneous receipts ...	16,025.61	By Miscellaneous expenses ...	8,253.56
To sale of Pharmacopea ...	1,770.74	By Printing and Stationery ...	987.69
To contributions from patients towards cost of costly Medicines, injections artificial limbs, etc. ...	38,198.83	By establishment charges ...	2,422.07
To Gift Shop-Sale proceeds ...	41,191.23	By Gift Shop-Purchases of articles ...	23,411.42
To payment of spectacles Supplied ...	51.00	By payment out of deposit Account ...	28,565.31
Interest:		By investment by C. A. Bombay Municipal Corporation in 4½% B.M. Debentures; 3½%, B.M. Deb; 3% B M D. and 3% Conversion Loan 1948 of the Face Value of Rs. 12,200 ...	12,274.24
Poor Box Account:		By cash in hand as on 31st March 1962. ...	569.10
Interest on current Account Rs. 286.96			
Interest on securities 1960-61 Rs. 2,924.20			
Interest on securities 1961-62 Rs. ...			
Convalescent Home Fund Account:		By cash with the Central Bank of India Ltd., as on 31st March 1962 ...	10,751.07
Interest on securities for 61-62. Rs. 12,325.49	15,536.65		
To contributions by patients and their relatives towards blood transfusions and supply of Plasma...	15,777.00	By cash with C. A. Bombay Municipal Corporation as on 31st March 1962. ...	119.79
To contributions on account of Medical Certificates.	6,552.50		
To receipts on account of deposits, such as patients money, mocity, etc ...	23,208.25		
Total ...	2,28,492.63	Total ...	2,28,492.63

APPENDIX No. 11

Balance Sheet of the Poor Box Charity Funds as on 31st March 1962.

Liabilities.	Amount. Rs. nP.	Amount. Rs. nP.	Assets.		Amount. Rs. nP.	Amount. Rs. nP.
31st March 1961.			**31 March 1962.**			
Fund Account balance as on 31st March 1961 ...	5,26,674.98		Cash in hand ...	...	569.10	
			Balance with the Central Bank of India Ltd.	...	10,751.07	
			Balance with C.A., Bombay Municipal Corporation...		119.79	11,439.96
Add—			Investments (at cost)—			
Total amount of Investments... as per C. A.'s adjustments	12,325.49		(1) 4% Loan (1950) of the Face Value of ...	Rs. 14,700	14,685.30	
	5,39,000.47		(2) 4% B.P.T. Debentures (1968) ...	3,000	3,333.75	
Less—			(3) Do. (1969) ...	500	555.62	
Excess Payment ...	29,536.15	5,09,464.32	(4) Do. (1973) ...	500	555.62	
			(5) B.I.T. (1962) ...	500	465.00	
Deposit Account—			(6) B.P.T. (1965) ...	1,000	930 00	
Patients Money ...	454.48		(7) Do. (1972) ...	10,000	9,300 00	
Moiety Amount of Resident Medical Officers ...	1,457.50		(8) Do. (1973) ...	1,000	930.00	
		1,911.98	(9) Do. (1974) ...	500	510.00	
			(10) 4% B. M. Debentures (Original) B.I.T.	500	510.00	
			(11) 4% B.I.T. Debentures (1962) ...	2,000	2,040.00	
			(12) Do. (1967) ...	6,500	6,862.50	
			(13) Do. (1965) ...	2,000	2,030.00	
			(14) 4% B. M. Debentures (1968) ...	500	510.00	
			(15) 3% Conversion loan (1946) ...	20,000	15,000.00	
			(16) 3% B. M. Debentures ...	76,900	76,898.69	
			(17) 3½% B. M. Debentures ...	2,200	2,200.00	
			(18) 3½% B. M. Debentures (1950)...	10,500	10,425.00	
			(19) 3½% Treasury Savings Certificates.	15,000	15,000.00	
			(20) 3½% Bombay Municipal Loan (1965)	43,000	39,506.25	
			(21) 3½% Bombay Municipal Loan (1977)	41,000	35,491.25	
			(22) 3½% Bombay Municipal Debentures (1979) ...	10,500	9,148.12	
			(23) 3½% Bombay Municipal Debentures	700	700.00	
			(24) 3½% Bombay Municipal Debentures	9,300	9,300.00	
			(25) 3½% Do. ...	22,500	22,500.00	
			(26) 4% Bombay Municipal Corporation Debentures (1963) ...	40,000	39,850.00	
			(27) 4% Do. (1964) ...	39,600	39,562.50	
			(28) 4% Do. (1967) ...	10,000	9,950.00	
			(29) 4% Do. (1970) ...	19,500	19,536.56	
			(30) 4% do. (1968) ...	20,000	19,900.00	
			(31) 3% Conversion Loan (1946) ...	6,600	6,616.94	
			(32) 4% Bombay Municipal Debentures	700	696.50	
			(33) 4¼% do. (1969) ...	45,000	44,437.50	
			(34) 4¼% do. (1970) ...	30,000	29,775.00	
			(35) 4¼% Bombay Municipal Debentures	2,600	2,600	
				5,08,800		4,92,312.10
			Advance interest paid for the purchase of Securities to be adjusted ...			74.24
			Sundry advances. ...			7,550.00
Total ...	5,11,376.30				Total ...	5,11,376.30

APPENDIX No. 12.

A statement showing the names of Donors who have donated Rs. 400 and above during the year 1961-62 to Poor Box Charity Fund :—

		Rs.
(1)	Messrs. Imperaial Tobaco Co. India Ltd. ...	1,200.00
(2)	Messrs. Hoechst Fedco Pharmacy Works Private Ltd. ...	2,500.00
(3)	Messrs. Bombay Coal Allocation Committee ...	600.00
(4)	Messrs. Associated Cement Company's Ltd. ...	500.00
(5)	Messrs. Burmah Shell Oil Storage and Distributing Co. Ltd. ...	750.00
(6)	Messrs. Hindustan Liver Ltd. ...	500.00
(7)	Messrs. Imperial Sewing Machine Co. ...	600.00
(8)	Messrs. Bombay Mill Owners Association ...	400.00
(9)	Messrs. Kohinoor Mills Ltd. ...	400.00

APPENDIX NO. 13.

Statement showing the relative cost per in-patient and out-patient per day during the year 1961-62 and previous two years at the K. E. M. Hospital.

Particulars.		1961-62	1960-61	1959-60
		Rs. nP.	Rs. nP.	Rs. nP.
(a) Average cost per in-patient per day	...	9.48	9.21	10.06
(b) Average cost per in-patient admission	...	85.35	93.01	100.10
(c) Average cost per Out-patient attendance	...	0.99	0.97	1.07
(d) Average cost per out-patient admission	...	3.16	3.32	3.61

APPENDIX NO 14.

Statement showing the details of cost per in-patient for the year 1961-62 and previous two years at the K. E. M. Hospital.

Year.	Diets.	Drugs dressings etc.	Stores and Linen.	Heating and Lighting.	Miscell-aneous.	Establi-shment.	Repairs to Buildings and Engi-neering.	Total.
	Rs.nP.	Rs.nP.	Rs.nP.	Rs.nP.	Rs.nP.	Rs.nP.	Rs.nP.	Rs.nP
1961-62 ...	1.07	1.89	0.75	0.35	0.38	4.82	0.22	9.48
1960-61 ...	1.22	1.50	0.73	0.29	0.40	4.91	0.16	9.21
1959-60 ...	1.08	2.34	0.74	0.29	0.52	4.52	0.57	10.06

APPENDIX NO. 15

Statement showing the average cost of each new out-patients admission for the year 1961-62 and previous two years at the K. E. M. Hospital.

Year.	Drugs and dressing etc.	Stores and Linen.	Heating and Lighting.	Miscell-aneous.	Establish-ment.	Repairs to Buildings and Engi-neering.	Total.
	Rs.nP.	Rs.nP.	Rs. nP.	Rs.nP.	Rs.nP.	Rs.nP.	Rs.nP.
1961-62 ...	1.26	0.22	0.04	0.07	1.53	0.04	3.16
1960-61 ...	1.19	0.26	0.02	0.07	1.72	0.06	3.32
1959-60 ...	1.29	0.28	0.03	0.11	1.87	0.03	3.61

APPEDNIX No. 16.

Senior staff of the K. E. M. Hospital and Seth G. S. Mecical College for 1961-62.

Dean—

Dr. S. V. Joglekar, M.S., F.C.P.S.

Professor of Anatomy—

Dr. K. D. Desai, M.B.B.S., M.Sc. (Med.).

Asstt. Professor of Anatomy—

Dr. S. M. Bhatangar, M.B.B.S., M.Sc. (Med.).
Dr. J. S. Kalgutkar, M.B.B.S., M.Sc. (Med.).

Professor of Physiology—

Dr. Durate Monteiro, M.Sc., M.B.B.S. (upto 3-11-61). Retired from 4-11-61.

Professor of Biochemistry—

Dr. R. G. Chitre, M.Sc., Ph.D., F.R.I.C. Retired from4-4-61.

Asstt. Professor of Biochemistry—

Dr. R. K. Anjaria, M.Sc., Ph.D.

Professor of Pharmacology—

Dr. U. K. Sheth, M.D., F.C.P.S.

Asstt. Professor of Pharamcology (Maleria Medica)—

Dr. R. S. Satoskar, M.B.B.S., M.Sc. (Med.), Ph.D.

Professor of Pathology and Bacteriology—

Dr. N. M. Purandare, M.D.

Asstt. Professor of Pathology and Bacteriology—

Dr. C. K. Deshpande, M.D., on study leave from 21st November 1960 to 3rd october 1961. Promoted as Ag. Prof. of Pathology and Bacteriology at T. N. M. College from 1st December 1961.

Dr. (Smt.) Suman M. Sant, M.D.
Dr. (Smt.) S. G. Kinare, M.D., Ag. from 21st January 1962.

Professor of Preventive and Social Medicine—

Asstt. Professor of Preventive and Social Medicine—

Dr. D. N. Pai, M.B.B.S., M.P.H.

Professor—Director of Medicine—

Dr. P. Raghavan, M.D.

Asstt. Professor of Medicine—

Dr. M. V. Divekar, M.D., resigned from 8th February 1962.

Asstt. Clinical Pathologist (Medicine)—

Dr. (Smt.) S. G. Kinare, M.D. upto 20th January 1962.

Tutor (in Medicine)—

Dr. M. J. Ganhdi, M.D.

Professor—Director of Surgery—

Dr. P. K. Sen, M.D., M.S., F.A. C.S., F.I.C.S.

Asstt. Professor of Surgery—

Dr. T. P. Kulkarni, M.S., On study leave from 1st January 1962.

Dr. G. B. Parulkar, M.S., Ag. from 1st January 1962.

Tutor in Surgery—
Dr. G. B. Purulkar, M.S. appointed as Ag. Assist. Professor of Surgery from 1st January 1962
Dr. R. A. Bhalerao, M.S.

Anaesthetist (Sr.) Surgery—
Dr. A. J. Dhruva, M.B.B.S., D.A.

Anaesthetist (Jr.) Surgery—
Dr. (Smt.) M. M. Bhatt, M.B.B.S., D.A.

Radiologist—
Dr. (Smt.) S. D. Engineer, M.B.B.S., D.M.R.E.

Hon. Physicians and Lecturers in Medicine—
Dr. M. J. Shah, M.B.B.S., M.R.C.P., D.T.M. & H.
Dr. J. C. Patel, M.D., M.R.C.P., Ph.D., B.SC.
Dr. E. R. DeMello, M.D. retired from 13th August 1961
Dr. J. K. Mehta, M.D., M.R.C.P., F.C.P.S.
Dr. E. P. Bharucha, M.D. (Bom.), M.D. (Lond.).
Dr. K. K. Datey, B.A., M.D., M.R.C.P. (Lond) D.T.M. & H., B.Sc., D.C.H., F.C.P.C., F.C.C.P., D.T.M.&H. F.R.C.P.E

Hon. Paediatric Physicians and Lecturers in Paediatrics—
Dr. (Smt.) P. E. Bharucha, M.D. (Lond.), D.C.H. (Lond.).
Dr. M. P. Bhagat, M.D. (Bom.), M.R.C.P. (Lond.).

Hon. Assistant Physicians and Lecturers in Medicine—
Dr. A. F. Golwalla, M.D., F.C.P.S.
Dr. J. M. Mehta, M.R.C.P.
Dr. M. D. Motashaw, M.D.
Dr. S. D. Stores, M.D., M.R.C.P.E., F.C.P.S.
Dr. S. L. Balse, M.D., M.R.C.P., P.C.H., D.T.M.H.
Dr. I. J. Pinto, M.D., M.R.C.P. (Lond.), M.R.C.P.E.
Dr. M. K. Dhirawani, M.D.

Hon. Assistant Paediatric Physicians and Lecturers in Paediatrics—
Dr. (Smt.) Seeta Sinclair, M.B.B.S., Master of Medical Science in Paediatrics (U.S.A.) Diploma of Amercian Board of Paediatrics.
Dr. R. J. Buhariwalla, M.R.C.P., D.C.H. (Lond.), D.C.H. (Bom.).

Hon. Surgeons & Lecturers in Surgery—
Dr. A. E. DeSa, F.R.C.S. (Eng.).
Dr. R. H. Karmarkar, F.R.C.S.
Dr. C. S. Worah, M.S.
Dr. G. D. Adhia, F.R.C.S., F.C.P.S.
Dr. V. S. Sheth, F.R.C.S.

Hon. Assistant Surgeons and Lecturers in Surgery—
Dr. M. L. Vaze, M.S., F.R.C.S.
Dr. D. K. Karanjawalla, M.S., F.R.C.S.
Dr. S. D. Deodhar, M.S.
Dr. C. J. T. Pinto, F.R.C.S., appointed Hon. Plastic Surgeon from 1st December 1961.

Hon. Orthopaedic Surgeons—
Dr. A. K. Talwalkar, F.R.C.S., M.Ch.L. (Liverpool).
Dr. K. T. Dholakia, M.S., F.R.C.S., M.Ch.O. (Liverpool).

Hon. Assistant Orthopaedic Surgeons—
Dr. R. M. Bhansali, M.S., F.R.C.S., M.Ch.O. (Liverpool).
Dr. (Smt.) S. D. Bharucha, F.R.C.S. (Lond.), M.Ch.O. (Liverpool), (Resigned from 1st January 1962).
Dr. M. N. Shahane, M.S. (Ag. from 1st January 1962).

Hon. Aural Surgeon and Lecturer in E. N. T.—
Dr. J. V. DeSa, M.S., D.L.O. (Lond.).
Dr. S. R. Rege, M.S., D.L.O., F.C.P.S.

Hon. Assistant Aural Suregons—
Dr. P. P. Karnik, M.S.
Dr. K. L. Shah, M.S., D.L.O.

Hon. Gynaecologists and Lecturers in Gynaecology and Obstetrics—
Dr. B. N. Purandare, F.R.C.S., F.C.P.S.
Dr. V. N. Purandare, M.D., F.R.C.S.

Hon. Assistant Gynaecologists and Obstetricians—
Dr. (Smt.) S. J. Joglekar, M.D.
Dr. (Smt.) N. D. Motashaw, M.D., F.R.C.S.
Dr. M. R. Narvekar, M.D.
Dr. (Smt.) M. A. Deshmukh, M.D.

Emeritis Professor of Ophthalmology—
Dr. C. B. Dhurandhar, M.B.B.S., D.O.

Hon. Ophthalmic Surgeons and Lecturers in Ophthalmology—

Dr. D. G. Mody, M.B.B.S., D.O., D.O.M.S.

Hon. Assistant Ophthalmic Surgeons—

Dr. B. T. Maskati, M.S., D.O.M.S.

Dr. T. N. Ursekar, M.S., D.O.M.S.

Hon. Radiologists and Lecturers in Radiology and Electrotheraphy—

Dr. L. H. Athle, M.B.B.S., D.M.R., M.A.C.R.

Dr. M. M. Mehta M.B.B.S., D.M.R.E.

Hon. Assistant Radiologists—

Dr. M. S. Warawadekar, M.B.B.S., D.M.R.E.

Dr. B. K. Bajaj, M.B.B.S., D.M.R.E.

Hon. Assistant Neurologist—

Dr. A. D. Desai, M.R.C.P.

Dr. V. P. Mondkar, M.D.

Hon. Anaesthetists and Lecturers in Anaesthesia—

Dr. B. N. Sircar, M.B.B.S., D.A., F.F.A.R.C.S.

Dr. G. S. Ambardekar, M.B.B.S., D.A., F.F.A.R.C.S.

Hon. Assistant Anaesthetists—

Dr. Y. G. Bhojraj, M.B.B.S., D.A., F.F.A.P.C.S.

Hon. Dental Surgeons and Lecturers in Dentistry—

Dr. N. H. Moghe, L.D.S.C.

Dr. I. L. N. Lopes, B.D.S.

Hon. Assistant Dental Surgeons—

Dr. G. M. Vachharajani, B.D.S.

Dr. P. D. Rege, B.D.S.

Hon. Dermatologist and Venereologist and Lecturer in Dermatology and Venereology—

Dr. S. C. Desai, M.D., D.V.D.

Hon. Assistant Dermatologist and Venereologists—

Dr. James Fernandes, M.B.B.S., D.V.D., F.C.P.S., D.T.M. & H.

Dr. M. W. Dhurandhar, M.B.B.S., D.V.D., D.T.M. & H., F.A.C.A.

Hon. Psychiatrists and Lecturers in Psychiatry—

Dr. N. S. Vahia, M.D.

Dr. V. N. Bagadia, M.D., D.P.M.

Hon. Assistant Psychiatrists and Lecturers in Psychiatry—

Dr. D. R. Doongaji, M.D., D.P.M., from 1st November 1961.

Director Occupational Therapy Centre and School—

Smt. Mira M. Shahani, B.A. (Hons.), O.T.D.

Director Physiotherapy Center and School—

Shri Manik T. Shahani, D.P.T.

Hon. Plastic Surgeon & Lecturer in Plastic Surgery—

Dr. C. J. T. Pinto, F.R.C.S., appointed from 1st December 1961.

APPENDIX NO. 24.

STATISTICAL INFORMATION.

		Year. 1961-62	Year. 1960-61
Average age of students :—			
(*i*) at the time of admission	...	18.23	19.03
(*ii*) at the time of Matriculation	...	16.00	16.96
Marital state at the time of admission—			
Married	...	Nil	Nil
Betrothed	...	Nil	Nil
Single	...	87	84
Occupations of parents or guardians—			
Service	...	43	22
Business	...	31	32
Medical Profession	...	6	16
Legal Profession	...	Nil	4
Pension	...	1	8
Miscellaneous Occupations	...	6	2

APPENDIX NO. 25.

PARTICULARS REGARDING STUDENTS.

Number of students in the different classes :—

Class.		Male students.	Female students.	Total.
1st M.B.B.S., 1st Year	...	51	36	87
1st M.B.B.S., 2nd Year	...	14	7	21
2nd M.B.B.S., 3rd Year 2nd M.B.B.S., 4th Year	...	81	79	160
3rd M.B.B.S., 5th Year	...	86	45	131
Internes	...	61	30	91
Total number of students	...	293	197	490
Post-graduate students including research students	...	129	51	180
Total	...	422	248	670

APPENDIX NO. 25 —(*Contd.*)

Results of various Examinations.

Undergraduate examinations.

			Candidates sent up.	No. of candidates who passed the whole examination.
1st M.B.B.S.	April 1961	...	31	26
	October 1961	...	86	76
2nd M.B.B.S.	April 1961	...	85	43
	October 1961	...	52	39
3rd M.B.B.S.	April 1961	...	51	37
	October 1961	...	70	54
M.D. (Medicine)	April 1961	...	15	2
	October 1961	...	11	5
M.D. (Pathology)	April 1961	...	3	1
	October 1961.	...	2	1
M.D. (Obstetrics)	April 1961	...	12	2
	October 1961	...	14	4
M.D. (Pharmacology)	April 1961	...	...	...
	October 1961	...	1	..
M.D. (Paediatries)	April 1961	...	2	1
	October 1961	...	...	...
M.S. (General)—Surgery	April 1961	...	22	12
	October 1961	...	20	5
M.S. (E. N. T.)	April 1961	...	...	...
	October 1961	...	...	...
M.S. (Ophthalmology)	April 1961	...	...	...
	October 1961	...	...	...
M.S. (Orthopaedics)	April 1961	...	5	3
	October 1961	...	3	1
D. A.	April 1961	...	1	1
	October 1961	...	1	...
D.L.O.				
D.M.R.E. (Part I)	April 1961	...	2	...
	October 1961		1	1
D.M.R.E. (Part II)	April 1961	...	1	1
	October 1961	...	...	...
D.O.	April 1961	...	...	...
D.P.H.	October 1961	...	...	...
D.V.D.	April 1961	...	2	2
	October 1961	...	1	1
B.Sc. (Med.)	April 1961	...	1	...
	October 1961	...	1	...
M.Sc. (Medical)	April 1961	...	...	...
	October 1961	...	...	...
M.Sc. (Biochemistry)	April 1961	...	18	7
		...	...	...
Ph.D. (Biochemistry)	April 1961	...	...	...
		...	...	...
D.A. (C.P. & S.)	April 1961	...	...	...
		...	...	...
D.G.O.	April 1961	...	8	4
	October 1961	...	9	8
D.O.M.S.	April 1961	...	1	1
	October 1961	...	3	3
D.C.H.	April 1961	...	2	1
	October 1961	...	3	1
D.P.B.	April 1961	...	...	...
	October 1961	...	1	1
D. Orth.	April 1961	...	...	...
	October 1961	...	...	...
D.D.V.	April 1961	...	...	...
	October 1961	...	...	...
D.O.R.L.	April 1961	...	1	1
	October 1961	...	3	3
F C.P.S.	April 1961	...	1	1
	October 1961	...	2	...
Ph.D. (Microbiology)	April 1961	...	...	...
	October 1961	...	...	...

Seth G. S. M. College

APPENDIX No. 26.

ANNUAL COST AND REVENUE.

	1961-62.	1960-61.
	Rs.	Rs.
Total expenditure including expenditure on hostels	8,09 926.00	9,62,792.00
Deanress Allowance (included in the above figures)	1,48,105.00	1,80,774.00
Revenue from Tuition fees, Hostel rent and Miscellaneous receipts ...	1,79,465.20	1,61,109.74
Revenue from post graduate fees	18,825.00	20,575.00
Gross cost per student	1,652.90	2,400.97
Net cost per student	1,286.65	1,999.20
Income from Hostels	20,718.00	20,160.50
Expenditure on hostels	35,789.00	42,690.00

Bai Yamunabai L. Nair Charitable Hospital & Topiwalla National Medical College.

Dr. L. Monteiro, M.D. held the post of Dean at these institutions during the year under report except from 2-5-1961 to 3 6 1961 and from 26-12-1961 to 11-3- 962 when he was on leave. During these periods, Dr. T. H. Rindani. M.D., Professor of Physiology was asked to look after the duties of the Dean in addition to his own. Dr. V. B. X. Almeida, M.B., B.S., held the post of Assistant Dean.

Foreign Experience and Awards:

Dr. P. M. Chaphekar, M.D., Assistant Professor of Pathology and Bacteriology who was on study leave since 15th November 1959, on a Fellowship under the T. C. M. Programme resumed duties on 29th May 1961.

Dr. I. K. Ramchandani, Assistant Professor of Physiology and Dr. M. S. Kekre, M.B.B.S., D.Sc. (Med) Assistant Professor of Pharmacology and Materia Medical who were on study leave on Fellowship under T. C. M. Plan in their respective subjects resumed duties during the year.

Dr. P. M. Dalal, M.D. Tutor in Medicine (Whole-time) continued to be on study leave.

Dr. N. J. Kothari, M.D., D.P.H., Honorary Psychiatrist and Fecturer in psychiatry who was on study leave from 1st June 1959, on a Fullbright award resumed duties and subsequently resigned.

Advisory Committee:

During the year 1961, the Advisory Committee of the College and Hospital held one meeting.

Advisory Medical Board:

The Advisory Medical Board held six meetings during the year.

Visitors.

The following is the list according to dates of some of the prominent persons who visited the institutions during 1961-62—

Name of the Visitor.				Date of visit.
(1) William L. Nute Jr. M.D., Research Institute of Child Health, Hacette, Ankara, Turkey ...				27-4-1961
(2) Dr. J. R. Mc Gibony, M.D., Consultant, Director General of Health Services, New Delhi				10-6-1961
(3) Shri M. C. Setalwad, Attorney General of India ...				30-6-1961
(4) Dr. Sheldon J. Segal, Population Council, Rockfellor Institute, New York City, U. S. A....				13-7-1961
(5) Dr. I. Boudnik, C.M.S., Kalavati Saran Cildren's Hospital, New Delhi ...				7-9-1961
(6) Dr. J. P. Tomasic, Central Public Health Institute, Fagreb (Yugoslavia) W.H.O. Adviser in Laboratory Services, New Delhi ...				16-9-1961
(7) Dr. Welban S. Kroger, M.D., Beverly Hills, California, U. S. A. ...				2-11-1961
(8) Mr. Ne Take Hisa O., Department of Microbiology, Sapposa Medical College, Sapposa, Japan ...				1-12-1961
(9) Dr. G. A. Ademola, Ministry of Health Borad St., Lagos, Nigeria, W. Africa ...				...
(10) Dr. W. D. M. Paton, Professor of Pharmacology Oxford University (Eng.) Dr. de Robertis, Professor of Histology, from Buenos Aires... ...				16-1-1962
(11) Dr. J. Krecer, M.D., Department of Developments with Physiology, Czchoslovachia ...				19-1-1962
(12) Panel for Medical Colleges and Hospitals attached to them ...		Panel for Hospitals and Health Centres ...		23-1-1962
(1) Col. Amir Chand 12, Curzon Road, New Delhi.	Chairman.	(1) Dr. R. Vishwanathan, Hon. Consultant, Planning Commission, New Delhi.	Chairman.	
(2) Dr. B. C. Bose, Principal, Mahatma Gandi Medical College, Indore.	Member.	(2) Brigadier P. T. Joseph, Consultant Surgeon to Armed Forces, Office of the Director General Armed Forces Medical Services, 'F' Block Hutments New Delhi.	Member.	
(3) Shri G. C. Khanna, Chief Engineer, Public Works Dep. Patiala, Punjab.	Do.	(3) Col. R. D. Ayyar, Medical Superintendent, Safdarjang Hospital, New Delhi.	Do.	
(4) Shri J. D. Shastri, Senior Architect, Ministry of Healt, Shahjan Road Hutment, New Delhi	Do.	(4) Col. Benjamin, Dy. Director (planning) Engineer-in-chief's Branch, ARMY Head-quarters, New Delhi.	Do.	
(5) Col. G. Benjamin, Dy. Director (Planning) Engineer-in-Chief's Branch, Army Head Quarters, New Delhi.		(5) Shri J. D. Shastri, Senior Architect, Ministry of Health Shahjahan Road Hutments, New Delhi.	Do.	
(6) Dr. N. Jungalwalla, Dy. Director General of Health Services, New Delhi.	Liaison Officer from the Ministry of Health.	(6) Dr. N. Jungalwalla, Dy. Director General of Health Services, New Delhi.	Liaison Officer from the Ministr of Health	

Name of the Visitor.	Date of visit.
(13) Mr. H. G. Tomson, Genetic Research Unit, Oxford	... 24-1-1962
(14) Mr. B. L. Taneja, Maulana Azad Medical College, Irwin Hospital, New Delhi—2	... 24-1-1962
(15) Shri Frank Moraes, Sheriff of Bombay	... 26-1-1962
(16) Dr. Fraser Brockington Department of Social and Preventive Medicine, Manchester	... 29-1-1962
(17) Dr. B. N. Lingarasu, Dean, Karnatak Medical College, Hubli Mysore State)	... 29-1-1962
(18) Dr. R. J. Lott, Royal College of Surgeons, London, W.C. 2	... 30-1-1962
(19) Dr. Parel Lukl, O. Olomonc Parlora 6, Czecholovakia	... 6-2-1962
(20) Emil Witschi, University of Iowa	... 6-2-1962
(21) Dr. K. I. Vytilingam, C.M.C. Hospital, Vellore	... 6-2-1962
(22) Sir John Peel, Kings College Hospital, London	... 22-2-1962
(23) H. J. Seddon, Institute of Orthopaedic, London	... 5-3-1962
(24) Dr. A. A. Vishnevsky, Moscow	... 14-3-1962
(25) Dr. Ronald Macbeth, Oxford	... 27-3-1962
(26) Dr. Maurice Victor, Mass. General Hospital, Boston	... 27-3-1962
(27) Charls A. Egger, Unicef Reg. Director, New Delhi	... 30-3-1962
(28) I. N. Markuson, Unicef, New Delhi	... 30-3-1962

Extension of the Hospital:

The Dr. Bhajekar Municipal Hospital at Khetwadi continued to be under the supervision of the Dean B. Y. L. Nair Charitable Hospital.

Distribution of Beds:

The total number of beds in the B. Y. L. Nair Hospital was 336 and all of them were fully occupied during the year. As usual, patients had to be accommodated on the floor for want of beds. Throughout the year on an average, 106,91 patients were admitted over the scheduled number of beds. The maximum number of in-patients on a single day was 503.

Appendix No. 1 shows the distribution of beds departmentwise

The working hours of the Registration Section of the patients and the Skin and T.B. Departments have been staggered so as to reduce congestion.

Number of Patients Treated During the year:

7. The statistical tables attached to this report record in detail the attendance of patients department wise at out-patient departments etc., as well as the number and nature of operations performed during the year.

8. The total number of patients admitted during the year was 22,506 as against 19,164 and 20,184 in 1959 and 1960 respectively. The number of out-patients treated during the year under report was 3,40,532 as against 3,42,501 and 3,37,129 in 1959 and 1960 respectively.

9. Out of a total number of 22,910 in patients (22,506 admitted during the year under report and 404 previous year's balance) 5,741 were cured, 11,733 were relieved 3,632 either left the hospital against medical advice or were otherwise discharged and 1,382 died leaving a balance of 422 patients at the end of the year.

10. Out of 1,382 deaths, 340 died within the first 24 hours of admission, 488 died after twenty-four hours but within three days of admission and the remaining 594 died after three days of admission.

11. The highest number of out-patients' attendance on any one day during the year was 1,694 as against 1,624 in the previous year. The higher number of new cases in the out-patient department on a single day was 651, the highest number in a single day of old cases treated was 1,050 and that of in-patients admitted was 94. The highest number of Casualty Medico-legal) cases treated on a single day was 134 whereas the highest number of patients admitted through the Casualty Department on a single day was 19.

12. The total expenditure incurred on the maintenance on the Hospital including liabilities at the end of the year amounted to Rs. 20,52,710 as against Rs. 15,98,844 of the last year.

This expenditure, included the cost of maintenance and treatment of in-patients, the cost of out-patients' department. The Resident Medical, Nursing and Labour staff, as well as thes taff for the administration and maintenance of the repairs to buildings etc.

13. Appendix No. 3 shows the relative cost per in-patient and out-patient per day during the year 1959-1960 and previous two years.

14. The details of the cost per in-patient for 1959-60, and the previous two years are shown in Appendix No. 4.

15. Appendix No. 5 gives the average cost of every out-patient treated in the Hospital during the year in comparison with that of the previous two years.

The annual cost incurred on patients (in-patients as well as out-patients) under drugs etc. is exclusive of the cost of expensive drugs, blood transfusions etc. met of the Nair Hospital Poor Patients' Fund, which amounted to Rs. 35,578 during the year under.

Certificates.

16. 10975 certificates were issued during the year under report as shown below.

(1) Certificates under Workmen's compensation Act.	
(2) Form 'A'	60
Form 'B'	150
(2) Medical opinion certificates	1530
(3) Certificates of Police cases (to police)	740
(4) Certificates of Police cases (to private parties)	200
(5) Medical Attendant's certificates and Certificate of Hospital treatment (Life Insurance Corporation of India)	35
(6) Ordinary certificates (Dates of treatment)	8000
(7) Certificates to Municipal Employees injured on duty	210
(8) Essentiality certificates	50

17. 213 Cases of poisoning were treated in the hospital during the year under report.

Nursing Staff :

18. The arrangement of sending two nurses to the Kasturba Hospital for training in infectious diseases was continued during the year.

19. During the year, 25 and 26 nurses passed the Junior and senior Examinations respectively held by the Maharashtra Nursing Council. 15 Nurses also passed the Midwifery examination conducted by the council.

20. The cost of the Nursing Establishment worked out to Rs. 174.17 per mensem against Rs. 173.58 per mensem during the previous year. This included no tonly the salary, uniform, Laundry Allowances, and honorarium paid to the medical staff for giving lectures in the nursing school, but also their mess charges, cost of electric energy consumed, repairs to the Nurses' Quarters, and the house-hold linen and crockery.

21. Under the auspices of the Nurses' Welfare Fund (established in 1953) Social functions, picnics etc. were arranged during the year under report, for the benefit of the members. The fund was managed by a Committee with the Dean as President. 4 meetings of Managing Committee and 1 of the General Body were held during the year. The Nurses' Welfare Fund amounted to Rs. 3,442.00 during the year.

The students of the S. N. D. T. University by continued to receive practical training in Nursing at Nair Hosptial during the year.

POOR PATIENTS' FUND.

22. Donations to the extent of Rs. 3,631.90 were received during the year, in addition to Rs. 15,323.82 collected from the boxes kept in the Wards and out-door departments of the hospital.

Names of donors who have donated Rs. 100 and above during the year are given in Appendix No. 7.

DONATION OF DIETARY ARTICLES.

23. During the year under report the hospital received non-fat milk powder, cheese, wheat and rice through World Church Council, CORAGS, CARE and NATIONAL CATHOLIC WELFARE COUNCIL

BLOOD BANK.

24. During the year under report, 2,127 blood transfusions were administered and an amount of Rs. 31,170.00 was paid to professional blood donors.

DEPARTMENT OF PREVENTIVE AND SOCIAL MEDICINE.

25. The out-patient Department of Preventive and Social Medicine worked during 4 days in the week and Assistance was rendered to the needy patients.

DEPARTMENT OF CARDIOLOGY (MEDICAL AND SURGICAL)

26. The work carried out in this Department is given Appendix II and the patients attending this department is gradually increasing regular discussions, where clinical findings are integrated with various types of modern investigations, are conducted on heart diseases.

DEPARTMENT OF PHYSICAL MEDICINE.

The department is located in 2 small rooms where it was originally started. Inspite of this handicap the department has been rendering medical assistance to a large number of patients.

REHUMATIC AND COLLAGEN DISEASES DEPARTMENT.

This department conducts out-patients on one day in a week and the number of patients is gradually increasing.

RESEARCH WORK.

Out of the donations offered by various Pharmaceutical firms, research work was undertaken and following problems were in progress at the close of the year (Appendix 14).

THE PATIENTS' WELFARE COMMITTEE.

The Patients' Welfare Committee consisting of staff and students worked actively during the year under report. Books were continued to be issued from the Patients' Library.

CLINICAL MEETINGS.

The staff society of the B. Y. L. Nair Charitable Hospital and T. N. M. College held 4 meetings during the year when papers with experimental studies were read. The Society also held 4 social functions.

AMBULANCES.

The Hospital maintains two ambulances. The service is free to poor patients 670 patients availed of the free services during the year.

THE PHARMACY DEPARTMENT.

The activities of the department were as under;—

(1) Dispensing.
(2) Central Sterile Supply.
(3) Parenteral preparations.
(4) Education.
(5) Manufacture or infectibles and other pharmaceutical preparations.
(6) Hospital sterilization, supply of distilled, water etc., are attended to by this Department.

12760 indoor patients were dispensed with special prescriptions during the year working out an average of 35 daily. 2,85,492 outdoor patients were dispensed with giving an average of 758 patients daily.

FAMILY PLANNING CLINIC.

The Family Planning Clinic attached to this Hospital for which grant-in-aid received from the Central Government carried out its usual activities during the year.

TOPIWALA NATIONAL MEDICAL COLLEGE.

Affiliation:

The College has been permanently affiliated to the University of Bombay for teaching the courses of studies leading upto M.B.B.S., and B.Sc., (Medical) Degree examinations.

Admission.

The number of under-graduate students on the college roll at the close of the year was 319 out of which 128 were lady students. The number of post-graduate students was 83 including 22 lady students.

The arrangement of sending students to the Lokmanya Tilak Municipal General Hospital for clinical training continued during the year.

Results of the Examinations:

Results of the various examinations were as under:—

Examination			Candidates passed
M.B.B.S.	(April 1961)	... ...	27
	(October 1961)	... ...	34
M.D.	(April 1961)	... ...	3
	(October 1961)	... ...	4
M.S.	(April 1961)	... ...	8
	(October 1961)	... ...	4
D.A.	(April 1961)	... ...	1
	(October 1961)	... ...	1
D.V.D.	(April 1961)	... ...	*Nil.*
	(October 1961)	... ...	*Nil.*
D.M.R.E.	(April 1961)	... ...	*Nil.*
	(October 1961)	... ...	2

Annual Cost and Revenue:

The total expenditure of the college amounted to Rs. 6,14,940 during the year under report as against Rs. 5,60.363 during the previous year. The net revenue of the College by way of Tuition Fees, Miscellaneous Receipts, etc., amoumted to Rs. 1,45,242 as against Rs. 1,47,091 during the preceding year.

New Hostel:

The hostel attached to the College provides accommodation for about 200 male students. The total expenditure incurred for the hostel was 25,168 while the income was 29,000

Lady Students Hostel:

Arrangements to accommodate the women students in the Grant Medical College hostel was discontinued and the 10 seats were made available in the G. S. M. College hostel during the year.

Lectures and Seminars:

During the year, a series of extension lectures, clinics Pathological conferences, Co-relation Clinics and Clinical Meetings were arranged.

Library :

The total number of books added to the library was 769 as against 899 in the preceeding year. Out of these 187 were presented to the Library.

The College subscribed for 145 periodicals during the year, the same as that of the preceding year. 49 periodicals were donated to the library.

The number of books and periodicals issued on the premises to the under-graduates and post-graduate students and the teaching staff of Hospital and College was 47,666 as against 39,326 in the previous year. 2,298 books and periodicals were issued on loan, outside the library, to the Honorary and Professional Staff and the Resident Medical Officers.

26 periodicals were borrowed on inter-library loan from the various medical and research institutions in the neighbourhood and the Bombay University Library to meet the requirements of the readers. 21 books were written off as they were decayed/lost by the staff etc.

The college library had at the end of the year 8,179 books against 7,377 in the last year and 381 bound volumes of periodicals as against 1,981 during the last year.

Museums :

803 specimens were mounted and 100 old specimens were remounted in the Pathology Department.

Photography and Art Section :

2,352 photographs and micro-photographs, 2,862 lantern slides were prepared for different departments of the College and hospital. In addition to this, labels, posters, diagrams, etc. were also prepared.

DEPARTMENT OF PREVENTIVE AND SOCIAL MEDICINE.

Field Activities :

The comprehensive medical care was continued to be rendered during the year.

No. of families on active enrolment	135
No. of individuals making the first visit	163
No. of repeat visits for treatment follow-up	9,101

Periodic Health Supervision was conducted in respect of the expectent mothers and subsequently of the infants.

Expectent mothers (receiving Ante-natal service)	49
New born (living)	37
Neo-natal death	1

Home Medical Care :

As a result of survey conducted in 1960, Home Medical Care was instituted for selected patients, residing within one mile radius of the hospital to meet their long term medical needs after discharge from the hospital The benefit derived by these patients during hospitalisation was definitely maintained be ause of the medical services continued to be rendered within the homes. Pending solution of transport which is essential to organisation of such a service, the operation of programme was suspended temporarily.

Inter Departmental Collaboration :

(*a*) *Department of Paediatrics.*—As a part of the Bombay Paediatric Project, details of a plan of health supervision of school children in the Agripada Upper Primary School has been worked out for training the interns during the paediatric and urban health terms.

(*b*) *Cardio-vascular Research Centre.*—The project of coronary heart disease and hypertension was carried forward by the Cardio-viscular Research Centre.

800 examinations of school children between the age of 9 years—16 years were conducted in the St. Ignatius High School, Jacob Circle, as a first step in the Rheumatic Heart Disease detection project to be conducted among the student population of selected schools in the City.

NAVAL MEDICAL UNIT.

The Naval Medical Unit of the National Cadet Corps continued their activities in the Hospital building of the Topiwala National Medical College.

CO-OPERATIVE SOCIETY.

The National Consumer's Co-operative Society Ltd. of the Staff and students of the College continued to show progress during the year.

GYMKHANA AND OTHER ACTIVITIES.

National Days were celebrated. The Annual College Day was celebrated on 13th January 1962, when Shri V. B. Worlikar, the Mayor of Bombay was the Chief Guest.

ASSOCIATE APPOINTMENTS.

The associate appointments continued during the year under report.

RESEARCH AND PUBLICATIONS.

The list of research works and publications during the year are shown in appendices No. 14 and 15.

LIST OF APPENDICES

Appendix No.

1 Distribution of beds according classification of departments.
2 Particulars of indoor and outdoor patients treated during the year 1960 and 1961 number of operations etc.
3 Statement showing the relative cost per in-patient and out-patient per day during the year 1961-62 and previous two years.
4 Statement showing the details of cost per in-patient for the year 1961-62 and previous two years.
5 Statement showing the average cost of every out-patient completely treated during the year in comparison with that of the previous two years.
6 Table showing the number of accident cases treated during the year under report incomparison with that of the previous years.
7 Statement showing the number of donors to the Poor Box Charity Fund of the Hospital for the year 1961-62.
8 Senior Staff of the T. N. M. College and B. Y. L. Nair Charitable Hospital for 1961-62.
9 Summary of in-patients classified according to departments and sex for the period from 1st January 1961 to 31st December 1961.
10 Summary of out-patients classified according to departments and sex for the year 1961.
11 Statement showing the number of Electro-cardiograms classified according to the clinical condition which were taken in the Nair Hospital and number of Cardiac Catheterization during the year 1961.
12 Statement showing Income and expenditure (Poor patients Fund).
13 Poor Patients' Fund Statement of Accounts (Balance Sheet).
14 Statement of Research Enquiries.
15 List of publications by the staff.
16 Statement showing particulars regarding students.
17 List of items manufactured in the Department of Pharmacy.
*18 Statement showing in-patients treated according to intermediate list of 150 causes (W. H. O.).
*19 Statement showing the patents suffering from malignant neoplasms (type of growth, age and results).
*20 Statement showing patients suffering from malignant neoplasm (site and results).
*21 Statement showing fracture cases treated at the B. Y. L. Nair Charitable Hospital.
*22 Statement showing poisoning cases.
*23 Statement showing Tuberculosis of Respiratory System as compared to previous last two years.
*24 Statement showing cases of Tuberculosis classified according to principal sites of lesion.
*25 Statement showing operations performed in the Surgical Department.
*26 Classification of operations performed in the Orthopaedic Department.
*27 Classification of Operations performed in the Department of Obstetrics and Gynaecology.
*28 Classifications of Operations performed in the Department of Oto-rhino-laryngology.
*29 Classification of operations performed in the Department of Ophthalmology.
*30 Annual Report of X-Ray and Electro-therapy Department.
*31 Annual Report of Department of Dermatology and Venereology.
*32 Statement showing laboratory investigations.
*33 Report of the Department of Gastro-enterology.
*34 Report of the Department of Occupational Therapy.
*35 Report of the Department of Physio-Therapy.

*Printed in Departmental Report.

APPENDIX No. 1.

The number of beds in the hospital was 336. They were fully occupied during the year under reports. They were distributed as under:—

Department.	Male.	Female.	Children.	Total.
Medical ..	60	24	..	84
Surgical ...	62	18	...	80
Ophthalmic ...	10	6	2	18
Gynaec ...	...	20	...	20
Skin and V. D. ...	12	2	2	16
Aural ...	9	5	2	16
Orthopaedic ...	11	7	2	20
Obstetric ...	...	40	...	40
Paediatric ...	...	...	25	25
Tuberculosis ...	7	...	..	7
Dental ...	2	2	...	4
Others ...	4	2	...	6
Total ...	177	126	33	336

APPENDIX No. 2.

Particulars of in-door and out-door patients treated during the year 1960 and 961, Number of operations, etc.

Particulars.		Figures for 1961	Figures for 1960
'A' In-patients.			
(1) Scheduled strength of beds	...	336	336
(2) Daily average number of in patients	...	442.91	422.84
(3) Total number of new in-patients treated	...	22,506	20,184
(4) Average number of days each patients was resident	...	7.18	7.64
'B' Out-patients.			
(1) Total number of new out-patients	...	1,32,204	1,24,851
(2) Daily average number of new out-patients	...	433.46	402.74
(3) Total number of out-patient attendance (excluding Casualty cases)	...	3,10,102	3,10,482
(4) Daily average number of out-patients attendance	...	1,116.50	1,087.51
(5) Total number of Casualty patients	...	30,430	26,647
'C' Operations.			
(1) Total number of Operations on in-patients	...	6,025	6 876
(2) Total number of Operations on Out-patients	...	5,597	6,388

APPENDIX No. 3.

Relative cost per In-patient and Out-patient per day during 1961-62 and Previous two years.

Particulars.		1961-62.	1960-61	1959-60.
		Rs. nP.	Rs. nP.	Rs. nP.
In-patient	...	9.84	9.51	8.67
Out-patient	...	1.47	1.04	0.95

APPENDIX No. 4.

Statement showing the details of cost per In-patient per day for 1961-62 *and previous two years.*

Year.	Diet.	Drugs Dressing, etc.	Stores and Linen.	Heating Lighting and repairs.	Establishment.	Total.
	Rs. nP.	Rs. nP.	Rs. nP.	Rs. nP.	Rs. nP.	Rs. nP.
1961-62 ...	1.27	2.33	0.42	0.19	5.63	9.84
1960-61 ...	1.24	2.13	0.32	0.18	5.54	9.51
1959-60 ...	1.21	2.20	0.43	0.22	4.61	8.67

APPENDIX No. 5.

Statement showing the Average Cost per Out-patient per day for 1961-62 and the previous two years.

Year.	Drugs Dressing, etc.	Stores and Linen.	Heating Lighting & Repairs.	Establish-ment.	Total.
	Rs.	Rs.	Rs.	Rs.	Rs.
1961-62 ...	0.55	0.08	0.06	0.78	1.47
1960-61 ...	0.49	0.05	0.06	0.44	1.04
1959-60 ...	0.43	0.05	0.05	0.47	0.955

APPENDIX No. 6.

Accident Cases.

The following table shows the number of accident cases treated during the year under report in comparison with that of the previous year.

Sex.		Treated in casualty Department.		Admitted through Casualty Department.	
		1961-62.	1960-61.	1961-62.	1960-61.
Male	...	18,526	16,803	1,239	1,143
Female	...	4,327	3,506	456	355
Children Male	...	5,278	4,403	410	312
Children Female	...	2,299	1,935	214	213
Total	...	30,430	26.647	2,319	2,023

APPENDIX No. 7.

List of persons who had given donation of Rs. 100 and over to the Nair Hospital Poor Patietns' Fund for the year 1961-62:—

Serial No.	Name of the Donors.		Amount.
			Rs.
1	Damodar Anandaji	...	1,501.00
2	Shairman, American Women's Club	...	500.00
3	The Associated Cement Co., Ltd.	...	500.00
4	Messrs. Lloyd Triestino	...	150.00
5	K. Gopal	...	125.00
6	Shri M. G. Shah	...	101.00
7	Bai Lilavati Ramdas	...	101.00
8	Parvatibai Ratansi	...	100.00

APPENDIX No. 8.

SENIOR STAFF OF THE T. N. M. COLLEGE AND B. Y. L. NAIR CHARITABLE HOSPITAL FOR 1961-62

Dean

L. Monteiro, M.D.

Assistant Dean

V. B. X. Almeida, M.B.B.S.

Assistant Medical Officer

S. G. Bhatia, M.B.B.S.

Department of Anatomy

E. J. deSouza, MS.—(*Professor*).
M. B. Kher, M.B.B.S., M.Sc., (*Medical*)—*Assistant Professor.*
N. M. Teggihalli, M.B.B.S., M.Sc., (*Medical*)—*Lecturer.*

Department of Physiology

T. H. Rindani, M.D., F.A.Sc., (*Professor*).
I. K. Ramchandani, M.D., (*Assistant Professor*).
S. N. Narayanrao, M.Sc., *Assistant Professor of Biophysisc and Biochemistry.*
J. V. Bhatt, M.D., (*Lecturer*)—*Transferred as Ag. Assistant Professor* from 17-7-61 to Seth G. S. Medical College.
K. G. Tanksale, M.Sc., (Hons.)—*Lecturer.*
V. R. Rao, M.B.B.S., (*Lecturer*)—Appointed from 1-10-1961.

Department of Pharmacology and Materia Medica

W. B. Bhave, M.B.B.S., P.H.D., (*Professor*).
M. S. Kekre, M.B.B.S., M.Sc., (*Medical*)—*Assistant (Professor*).
M. Ashwani Kumar, M.D., Ag. *Assistant Professor*, Resigned from 7-7-1961.
D. R. Kulkarni, M.B.B.S., (*Lecturer*)—Resigned from 14-11-1961.

Department of Pathology and Bacteriology

C. K. Deshpande, M.D., (*Profssor*)—Appointed from 1-12-1961.
K. Raman, M.D., (*Professor*)—Resigned from 1-12-1961.
P. M. Chaphekar, M.D., (*Assistant Professor*).
Smt. J. P. Iyengar, M.D., (*Lecturer*)—Resigned from 10-5-1961.
M. A. Nurbhai, M.D., (*Lecturer*)—Resigned from 31-7-1961.
D. U. Antani, M.B.B.S., (Ag. (*Lecturer*).
Smt. P. M. Talgeri, M.B.B.S., (*Lecturer*)—Appointed from 6-11-1961

Department of Preventive and Social Medicine

V. N. Panse, M.D., M.P.H., (*Professor*).
Smt. S. S. Jha, M.B.B.S., D.P.H., (*Assistant Professor*).
Smt. S. U. Warerkar, M.B.B.S., (*Lecturer*).

Department of Medicine

D. D. Bamji, M.D., F.C.P.S., (*Honorary Physician and Lecturer in Medicine*).
V. V. Shah, M.D., M.R.C.P., E.F.C.C.P., , (*Honorary Physician and Lecturer in Medicine*).
S. C. Sheth, M.D., Do. Do. Do. Do.
L. R. Patel, M.D., M.R.C.P., F.C.P.S., Do. Do. Do. Do.
G. J. Kothari, M.D. *Honorary Assistant Physician and assitant Lectnrer in medicine.*
N. M. Shah, M.D., M.R.C.P. Do. Do. Do. Do.
F. P. Antia, B.Sc., M.D., M.R.C.P., M.S. Do. Do. Do. Do.
M. M. Desai, M.D., F.C.P.S., F.R.F.P., D.T.M.H. Do. Do. Do. Do.
N. C. Amin, M.D., D.C.H. Do. Do. Do. Do.
R. Chhabra, M.R.C.P. (*Honorary Assistant Physician and Assistant Lecturer in Medicine*).
A. DeSouza Lawrence, M.D., M.R.C.P. Do. Do.
P. M. Dalal, M.D., Tutor (Whole time) on study leave from 8-8-1960
S. A. Kamat, M.D., Tutor (Whole time) for Cardiovascular Research (Preventive Centre).
V. S. Ajgaonkar, M.B.B.S., (*Tutor in Medicine*)—Appointed from 14-11-1961 *vice* Dr. Dalal.
A. R. Kapadia, M.B.B.S., M.D. (*Tutor*)—Appointed from 3-2-1962.

Department of Surgery.

V. K. Desai, M.B.B.S., L.R.C.P., M.R.C.S., F.R.C.S., (*Honorary Surgeon and Lecturer in Surgery*).
M. K. Vora, M.S. Do. Do.
K. N. Dastur, M.S., F.R.C.S., (*Honorary Surgeon and Lecturer in Surgery*)—Appointed as Professor of Surgery from 1-5-1961.
V. G. Daftary, M.S., (*Honorary Surgeon and Lecturer in Surgery*).
J. S. Shah, M.S., (*Honorary Assistant Surgeon and Lecturer in Surgery*).
K. A. Dalal, M.B.B.S., F.R.C.S., Do. Do.
F. P. Soonawala, M.S., F.R.C.S., Do. Do.
K. C. Mehta, M.S., Do. Do.
S. M. Mahalaxmiwala, M.S., F.R.C.S., Do. Do.
B. J. Damany, M.S., (*Honorary Assistant Surgeon and Lecturer in Surgery*) on study tour fom 10th June 1959.
R. L. Shah, M.S., F.R.C.S., (*Honorary Assistant Sureon and Lecturer in Surgery*).
K. K. S. Goleria, M.B.B.S., F.R.C.S., D.O.R.L., D.L.O., (*Honorary Assistant Surgeon and Lecturer in Surgery vice* Dr. Damany on study leave—Resigned from 2-4-1962.

Department of Padiatrics

Shantilal C. Sheth, M.D., M.R.C.P., D.C.H., F.C.P.S., F.C.C.P., (*Honorary Director of Paediatrics*).
N. S. Tibrewala, M.D., D.C.H., D.Ped. (*Honorary Assistant Pediatrician and Lecturer in Pediatrics*).
U. R. Warerkar, M.D., (*Honorary Assistant Pediatrician (O.P.D.*).

Department of Tuberculosis

R. M. Patel, M.D., T.D.D., (*Honorary Physician*)—(*Tuberculosis*) *and Lecturer in Tuberculosis.*
Smt. Sundri Mirchandani, M.B.B.S., T.D.D., *Honorary Assistant Physician* (*Tuberculosis*) *and Assistant Lecturer in Tuberculosis.*

Department of Orthopedics

M. V. Sant, M.S., *Honorary Orthopedic Surgeon and Lecturer in Orthopedic Surgery.*
R. M. Gaitonde, M.S., F.R.C.S., *Honorary Assistant Orthopedic Surgeon and Lecturer in Orthopedic Surgery.*

Department of Otorhinolaryngology:

L. H. Hiranandani, M B.B.S., D.L.O., F.R.C.S., F.C.P.S., (*Honorary Otorhinolarynogologist and Lecturer Otorhinolaryngology.*
O. Chandra, M.S.D.B.L.O. (*Honorary Assistant Otorhinoclarynogologist and Assistant Lecturer in Otorhinolaryngology*).

Department of Obstericts and Gynaecology.

S. N. Garde, M.D., M.R.C.O.G., F.R.C.O.G. (*Honorary Obstetrician and Gynaecologist and Lecturer in Obstetrics and Gynaecology*).
E. J. Sequeira, M.D., F.C.P.S., (*Honorary Obstetrician and Gynaecologist and Lecturer in Obstetrics and Gynaecology*).
S. S. Thakur, M.D., D.G.O., (*Honorary Assistant Obstetrician and Gynaecologist and Assistant Lecturer in Obstetrics and Gynaecology*).
Smt. S. K. Shah, M.D., F.C.P.S., (*Honorary Assistant Obstetricians and Gynaecologist* (appointed from 1st April 1961).
Smt. Sharad Nanavati, M.D., (*Honorary Medical Officer*) (*Ante-natal Department*).
Smt. R. N. Merchant, M.D., D.G.O., (*Honorary Assistant Medical Officer*) (*Ante-natalDepartment*).

Department of Ophthalmology:

A. M. Gokhale, M.B.B.S., D.O., D.O.M.S., (*Honorary Ophthalmic Surgeons and Lecturer in Ophthalmology.*
R. Abreu, M.B.B.S., D.O., D.O.M.S., (*Honorary Assistant Ophthalmic Surgeon and Assistant Lecturer in Ophthalmology*).
P. A. Dikshit, M.B.B.S., D.O.M.S., M.S., (*Refractionist*).

Department of Radiology.

G. H. Nerurkar, M.B.B.S., D.M.R.E., (*Honorary Radiologist and Lecturer in Radiology*).
C. T. Desai, M.B.B.S., D.T.M. D.M.R.E., (*Honorary Assistant Radiologist and Assistant Lecturer in Radiology*)
S. G. Daftary, D.M.R.D., (*Honorary Assistant Radiologist and Assistant Lecturer in Radiology*).

Department of Anaesthesiology:

J. H. Mehta, M.B.B.S., D.A., (*Honorary Anaesthesiologist and Lecturer in Anaesthesiology*).
D. H. Mulla, M.B.B.S., D.A., (*Honorary Assistant Anaesthesiologist and Assistant Lecturer in Anaesthesiology*

Department of Dermatology and Venereology:

T. K. Mehta, M.B.B..S, D.V.D., F.C.P.S., '*HonoraryDermatologist and Veneraeologist and Assistant Lecturer in. Dermatology and Veneraeology*).
V. R. Mehta, M.B.B.S., D.V.D., F.C.P.S., (*Honorary Assistant Dermatologist and Venerecologist and Lecturer in Dermatology and Venerecology*).

Department of JurisPrudance and Toxicology:

F. Noronha, M.B.B.S., D.P.H., L.R.C.P., M.R.C.P., (*Honorary Lecturer in Medical Jurisprudence*).

Department of Psychistry:

N. J. Kothari, M.D., D.P.M., (*Honorary Psychiatrist and Lecturer in Psychiatry*) Resigned from 2nd November 1961.
S. M. Lulla, M.D., D.P.M., (*Ag. Honorary Psychiatrist and Lecturer in Psychistry*).

Department of Dentistry:

M. S. N. Ginwalla, D.D.S., M.S., L.D.Sc., F..C.D., (*Honorary Dental Surgeon and Lecturer in Dentistry Designation changed asDental Surgeon and Lecturer inDentistry from* 6th July 1960).

APPENDIX No. 9.

Summary of In-patients classified according to Department and Sex for the period from 1-1-1961 to 31-12-1961.

Department.	Sex.	In the Hospital on Mid-night of 31-12-60.	Admitted during 1961.	Total.	Discharged during 1961.	Deaths.	In the Hospital on Mid-night on 31 12-61.
Medical ...	Male ..	84	4 214	4 298	3,795	407	96
	Female ...	42	1,599	1,641	1,418	176	47
Total ...		126	5,813	5,939	5,213	583	143
Surgical ...	Male ...	77	3,884	3,961	3,732	151	78
	Female ...	21	1,035	1,056	974	62	20
Children—							
	Male ...	7	439	446	420	21	5
	Female ...	2	184	186	168	15	3
Total ...		107	5,542	5,649	5,294	249	106
Ophthalmic ...	Male ...	7	311	318	308	...	10
	Female ...	8	204	212	206	...	6
Children—							
	Male ...	..	24	24	23	...	1
	Female ...	1	23	24	21	1	2
Total ...		16	562	578	558	1	19
Gynæcology ..	Female ..	17	507	524	503	2	19
Children—							
	Female ...	...	4	4	4	...	...
Total ...		17	511	528	507	2	19
Skin and Venereal ...	Male ...	5	137	142	137	...	5
Diseases	Female ...	2	37	39	35	2	2
Children—							
	Male ...	...	14	14	13	...	1
	Female ...	...	14	14	12	1	1
Total ...		7	202	209	197	3	9
Aural	Male ...	7	641	648	628	12	8
	Female ...	4	392	396	389	3	4
Children—							
	Male ...	1	249	250	247	1	2
	Female ...	1	239	240	238	1	1
Total ...		13	1,521	1,534	1,502	17	15
Orthopaedic ...	Male ...	19	514	533	500	17	16
	Female ...	7	225	232	216	10	6
Children—							
	Male ...	6	115	121	119	1	1
	Female ...	4	59	63	59	1	3
Total ...		36	913	949	894	29	26
Paediatric ...	Male ...	17	1,588	1,605	1,337	250	18
	Female ...	12	1,140	1,152	913	216	23
Total ...		29	2,728	2,757	2,250	466	41
Maternity ...	Female ...	39	4,167	4,206	4,162	11	33
Total ...		39	4,167	4,206	4,162	11	33
Tuberculosis ...	Male ...	8	147	155	138	13	4
	Female ...	...	...	...	...	...	...
Total ...		8	147	155	138	13	4
Psychiatric ...	Male ...	...	...	...	...	...	...
	Female ...	...	...	...	...	...	...
Children—							
	Male ...	...	...	...	...	...	...
	Female ...	...	...	...	...	...	...
Total ...		..	..	...	...	...	...

Department.	Sex.	In the Hospital on Mid-night of 31-12-60.	Admitted during 1961.	Total.	Discharges during 1961.	Deaths.	In the Hospital on Mid-night on 31-12-61.
Dental ...	Male ...	...	27	27	25	...	2
	Female ...	3	8	11	11	...	...
Children—							
	Male ...	1	...	1	1	...	...
	Female ...	...	8	8	7	...	1
Total ...		4	43	47	44	...	3
Cardiology ...	Male ...	1	36	37	30	3	4
	Female ...	1	18	19	17	2	...
Children—							
	Male ...	...	1	1	1	...	...
	Female ...	...	1	1	1	...	...
Total ...		2	56	58	49	5	4
Gastro-Enterology ...	Male ...	...	223	223	221	2	...
	Female ...	...	77	77	76	1	...
Children—							
	Male ...	...	1	1	1	...	...
	Female ...	...	...	...	...	...	...
Total ...		...	301	301	298	3	...
Grand Total ...		404	22,506	22,910	21,106	1,382	422

APPENDIX No. 10.

Summary of out-patients classified according to Departments and sex for the year 1961.

Department.		Sex.	O.P.D. New cases.	Casualty cases.	O.P.D. Old cases.	Total Attendance.
Medical ...		Male ...	23,427	295	33,126	56,848
		Female ...	10,694	164	21,365	32,223
	Total ..		34,121	459	54,491	89,071
Surgical ..		Male ...	11,184	14,398	33,295	58,877
		Female ...	2,559	3,189	10,880	16,628
	Children ...	Male ...	1,184	4 335	5,416	10,935
		Female ...	686	1,713	3,520	5,919
	Total ...		15,613	23,635	53,111	92,359
Ophthalmic ...		Male ...	4,204	923	5,101	10.228
		Female ...	2,114	21	2,213	4,348
	Children ...	Male ...	532	26	616	1,174
		Female ...	467	7	525	999
	Total ...		7,317	977	8,455	16,749
Gynaecology ...		Female ...	4,742	11	13,480	18,233
	Children ...	Female ...	1	4	...	5
	Total ..		4,743	15	13,480	18,238
Skin and Venereal Diseases ...		Male ...	3,902	1,380	3,442	8,724
		Female ...	1,451	482	1,204	3.137
	Children ...	Male ..	1,338	300	691	2,329
		Female ...	991	236	458	1,685
	Total ...		7,682	2,398	5,795	15,875
Aural ...		Male ...	4,329	28	4,392	8 749
		Female ...	2 354	12	3,154	5.520
	Children ...	Male ...	1,481	24	1,495	3,000
		Female ...	1,306	23	1,178	2,507
	Total ...		9.470	87	10.219	19,776

Department.		Sex.	O.P.D. New cases.	Casualty cases	O.P.D. Old cases	Total Attendance
Orthopaedic	...	Male ...	1,376	1,501	5,216	8,093
		Female ...	603	402	1,632	2,637
	Children ...	Male ...	257	444	998	1,699
		Female ...	168	224	606	998
	Total ...		2,404	2,571	8,452	13,427
Paediatric	...	Male ...	7,643	149	14 256	22.048
		Female ...	6,211	92	10,186	16,489
	Total ...		13,854	241	24,442	38,537
Ante-Natal	...	Female ...	4,225	46	11,081	15,352
	Total ...		4,225	46	11,081	15,352
Post-Natal	...	Female ...	499	...	4,752	5 251
	Total ...		499	...	4,752	5,251
Dental	...	Male ...	...	1	...	1
		Female ...	...	...	...	...
	Children ...	Male ...	...	...	...	...
		Female ...	...	...	...	...
	Total ...		...	1	...	1
Psychiatric	..	Male ..	243	..	466	709
		Female ..	153	..	112	265
	Children ..	Male ..	28	...	1	29
		Female ..	12	..	...	12
	Total ..		436	..	579	1,015
T.B.	...	Male ...	441	..	1,928	2 369
		Female ..	94	..	70	164
	Total ..		535	...	1,998	2,533
Cardiology	..	Male ...	265	..	819	1,084
		Female ...	135	...	112	265
	Children ...	Male ...	15	...	...	15
		Female ...	7	...	...	7
	Total ..		422	..	1,190	1,612
Gastro-Entereology	...	Male ...	144	...	831	975
		Female ..	48	...	193	241
	Children ...	Male ...	2	...	...	2
		Female ...	3	...	...	3
	Total ...		197	...	1,024	1,221
Preventive and Social Medicine	...	Male ...	24	...	726	750
		Female ...	49	...	3,185	3,234
	Children ..	Male ..	47	..	2.246	2,293
		Female ..	60	..	2.855	2,915
	Total ..		180	..	9,012	9,192
Rheumatic and Collagen Diseases	...	Male ...	35	...	120	155
		Female ...	40	..	127	167
Children	...	Male ...	...	..	...	...
		Female ...	1	...	...	1
Total	...		76	...	247	323
Grand Total	..		1,01,774	30,430	2,08,328	3,40,532

APPENDIX No. 11.

List of electrocardiograms taken during the year 1961-62 :—

Total number of Indoor cardiograms	...	1,570
Total number of out-door cardiograms	...	810
Total number of cardiiac outdoor cardiograms	...	530
Total No. of new patients attended in O.P.D. (Cardiac)	...	422
No. of cardiac operations	...	26

Electrocardiograms arranged according to clinical diagnosis :—

(1) Coronary Thrombosis	...	386
(2) Hypertension	...	226
(3) Mitral diseases	...	172
(4) Auricular Fibrillation	...	70
(5) Congestic Cardiac Failure	...	120
(6) Cor. Pulmonale	...	90
(7) Angina Pectoris	...	128
(8) Aortic diseases	...	120
(9) Rheumatic diseases	...	58
(10) Anaemia	...	34
(11) Myocarditis	...	18
(12) Pericarditis	...	17
(13) Fallots Tetralogy	...	8
(14) Diabetis	...	20
(15) V. S. D.	...	21
(16) A. S. D.	...	26
(17) Pain in chest	...	573
(18) Tachy Cardia	...	50
(19) Heart Block	...	5
(20) Hemiplegia	...	20
(21) Miscellaneous	...	748
	Total ...	2,910

APPENDIX No. 12

B. Y. L. NAIR CHARITABLE HOSPITAL.

STATEMENT OF ACCOUNT FOR 1961-62.

INCOME.			EXPENDITURE.		
Particulars	Amount Rs. nP.	Amount Rs. nP.	Particulars	Amount Rs. nP.	Amount Rs. nP.
Collection from outdoor and ward boxes.	15,323.82		To Blood transfusions ...	31,200.00	
Donation ...	3,681.90		„ Purchase of costly medicines injections, etc.	4,572.99	
Blood transfusions ...	22,737.00		„ Moiety amount paid to the R.M.Os. ...	2,163.50	
Interest ...	5,985.69		„ Travelling charges ...	174.12	
Medical certificates ...	5,249.00		„ Supply of spectacles to the poor ...	140.50	
Miscellaneous ...	2,470.92	55,448.33	„ Payment to the staff ...	1,000.00	
			„ Purchase of appliances, etc. ...	275.00	
Cash in hand on 31-3-1961 ...	936.64				
Cash with the Central Bank of India on 31-3-1961	11,601.60	12,538.24	„ Miscellaneous ...	2,117.01	41,643.12
			„ Purchase of Bombay Municipal Debentures	14,887.50	14,887.50
			„ Cash in hand on 31-3-1962 ...	1,480.71	
			„ Cash with Central Bank of India on 31-3-1962.	9,975.24	11,455.95
	Total ...	67,986.57		Total ...	67,986.57

APPENDIX No. 13

B. Y. L. NAIR CHARITABLE HOSPITAL.

Balance Sheet for the year 1961-62 of the Nair Hospital Poor Patients' Fund.

Liabilities.	Rs.	Rs.	Assets.	Rs.	Rs.
Fund account balance on 31-3-1961	1,92,736.04		Cash in hand on 31-3-1962 ...	1,480.71	
			Cash with the Central Bank of India on 31-3-1962.	9,975.24	11,455.95
Excess of receipts over expenditure...	13,805.21	2,06,541.25			
			Purchase of National Savings Certificates...	36,000.00	
			Purchase of 4% Bombay Municipal Debentures of the face value of Rs. 29,500.00	29,747.80	
			Do. „ 10,000.00	9,975.00	
			Do. „ 15,000.00	14,925.00	
			Do. „ 10,000.00	9,950.00	
			Do. „ 40,000.00	39,900.00	
			Purchase of 4½% Bombay Municipal Debenture of face value of Rs. 15,000.00	14,812.50	
			Do. „ 10,000.00	9,925.00	
			Purchase of 4¼% Bombay Municipal Debentures of the face value of Rs. 5,000.00	4,962.50	
			Purchase of 4% Maharashtra State Development Loan 1909 of the face value of Rs. 10,000.00	10,000.00	1,80,197.80
			4% Rs. 50 Lakhs loan of 1961 of Rs. 15,000.00	14,887.50	14,887.50
Total ...	2,06,541.25				2,06,541.25

APPENDIX No. 14

List of Research Works

Anatomy Department

1. Histological studies on Human Bronchial sections at different sites in the Bronchial tree.
2. The use of Gomeri's Aldehyde fuchsin Elastic tissue stain in normal tissues and in elastic tissue disorders.
3. Vaginal cytology was continued with the Department of Gynaecology and Obstetrics.
4. Histochemical studies in muscle and collagen diseases in conjection with hospital departments.
5. Elastic tissue staining in the umbilical cord at different stages.

Physrology Department.

1. Chemical trials and experimental studies with Rheumayog.
2. Studies on—Inflamation—Enxyamatic Activity.
3. Studies in Para thyroids.
4. Glucose tolerance; (1) Relation to food tastes
   (2) effect of prednisolone.
5. Studies on steroid hormones enzymes relationship in heart.

Pharmacology Department

1. Effect of some ions on the secretions of parathyroid gland in dogs.
2. The work on blood levels of histamine in the normal humans and in patients of Coronary diseases.
3. Effect of Tollitamide on some secretory responses in Cats.
4. Work on the Non. hypogly caemis action of Tolbutamide.

Medical Department.

1. Clinical trial with L-methy l Dopa in Hypertension.
2. Clinicla trial with Pethidine with special reference to Coronary thormbosis.

Pediatric Department.

1. Use of Hydrocortisone in tuberculosis meningitis.
2. Biochemistry of Dehydration.
3. Chlorpromaquine in Tetanus.
4. Electrophoretic patterns in Malnutrition, cirrhosis of liver and Nephrosis, etc.

APPENDIX No. 15.

LIST OF PUBLICATIONS.

Anatomy Department.

Deouza E. J. and Koothari S. N.—Observations on Heterotopic Ossification in the Bronchius—Surgery, U.S.A. February 1962.

Physiology Department.

Rindani T. H.—Para thyroid activation in Systemic stress Indian Journal Medicine Res. 49 : 466 ; 1961

Rindani T. H. and Charegaonkar P. H.—Effect of Age, Sex and Gondal Hormone on Alkaline Phosphatas activity of rat brain tissue. India Acad. Sec. LIV. 113, 1961.

Pharmacology Department.

Bhave W. B. and Kekre M. S.—The onset of absorption of Histamine injected into the lateral ventricles of cats. Indian Journal of Physiology Z Pharmacoloy—Vol. 5, July 1961.

Preventive & Social Medical Department.

Jha S. S.—Still births in the City of Bombay for the year 1957. British Journal of Preventive & Social Medicine—October, 1961

Medical Department.

Shah V. V., Goodluck P. L.—Clinical trial with warfarin Sodium—Current Medical Practice Vol. 6 March, 1962.

Shah V. V. Mehta A. C. and Goodluck P. C.—Cardiomyopathy Study of 7 cases—Indian Heart Journal Vol. 14, No. 2 April, 1962.

Shah V. V. and Mehta A. C. —Recent advances in electro-cardiography—Indian Year Book of Medicine

Shah V. V. and Mehta A. C.—Electro-cardiography—Review [article —Indian Heart Journal Vol. 13, No. 13, No. 4, October 1961.

Paediatric Department.

Sheth S. C. —The concept of Positive Health Indian J. Ch. H. XI 2, 1962.

Sheth S. C. and Shah MmD.—Collagen Diseases—A Reveie Ind. J. Ch. H. XI 5, 1962.

Sheth S. C. and Shah M.D.—Collegen diseases Ind. J. Ch. H. XI 6, 1962.

Otorhino—Larvngology Department.

Malpani N.K.—Management of advanced malignant tumours in E. N. T. Journal of the Indian Medical Profession, November, 1961.

Ophthalmic Department.

Gokhale A. M.—Effect of Largactil in Acute congestive Glaucoma—Preliminary report published in All Indian Ophthalmic Journal.

Arbeu R and Gajrea A. T.—A case report in congenital lens opacities.—All India Ophthalmic Journal February 1961.

APPENDIX No. 16.

TOPIWALA NATIONAL MEDICAL COLLEGE.

Number of students as on 31st March 1962 :—

Class.		Male.	Female.	Total.
III M.B.B.S.	... III Term ...	20	6	26
,,	... Old Rules ...	2	...	2
,,	... II Term ...	32	16	48
,,	... I Term ...	9	8	17
,,	... Repeater N. R. ...	17	5	22
,,	... Repeater O. R. ...	1	...	1
II M.B.B.S.	... III Term ...	20	21	41
,,	... II Term ...	15	3	18
,,	... I Term ...	19	23	42
I M.B.B.S.	... III Term ...	3	3	6
,,	... II Term ...	37	28	65
,,	... Repeater ...	13	13	26
Condensed	... Casuals ...	3	2	5
		191	128	319

APPENDIX No. 17.

List of the sterile preparations prepared by Pharmacy Department for the year 1961-62.

Nomenclature.	Quantity.
(1) Injection Dextrose 5 per cent. 500 ml.	... 29,251
(2) Do. 10 per cent. 500 ml.	... 490
(3) Do. 13 per cent. 500 ml.	... 21
(4) Do. 50 per cent. 50 ml.	... 1,342
(5) Do. 5 per cent. in Saline 500 ml.	... 7,925
(6) Inejction Subglucose Sub-saline 250 ml.	... 2,941
(7) Inejction Normal Saline;500 ml.	... 4,008
(8) Do. 50 ml.	... 5,979
(9) ,, A. C. D. 100 ml.	... 2,331
(10) ,, A. C. D. 50 ml.	... 3,075
(11) ,, Novocaine 1/2 30 ml.	... 50
(12) ,, Novocaine 1 per cent. 20 ml.	... 249
(13) ,, Novocaine 1 per cent. 60 ml.	... 1,041
(14) ,, Novocaine 1 per cent. 60 ml.	... 1,041
(15) ,, Novocaine 2 per cent. 60 ml.	... 872
(16) ,, Liqnocaine 2 per cent. 50 ml.	... 740
(17) ,, Liqnocaine 4 per cent. 25 ml.	... 185
(18) ,, Liqnocaine 1 per cent. 50 ml.	... 20
(19) Injeetion Amethocaine ½ per cent. 50 ml.	... 20
(20) ,, Amethocaine 1 per cent. 100 ml.	... 95
(21) ,, Amthocaine 2 per cent. 100 ml.	... 80
(22) ,, Distilled water 100 ml.	... 619
(23) ,, Sodium Sulphate 500 ml.	... 10
(24) ,, Paralde hyde. 5 ml.	... 3,104
(25) Paralde hyde. 10 ml.	... 620
(26) ,, Sodium Bicarbonate 2 per cent. 10 ml.	... 22
(27) ,, Magnesium Sulphate 50 per cent. 2 ml.	... 1,427
(28) ,, Soium Iodide 12½ per cent.—100 ml.	... 55
(29) ,, Sodium Iodide 12½ per cent.— 50 ml.	... 9
(30) ,, 1 In. Rinogn Solution 500 ml.	... 10
(31) ,, 115 per cent. Phenol Oil—5 ml.	... 358
(32) 1 per cent. Aminoacetic Acid Solution 500 ml.	... 4
(33) Suspension Mioropague—20 per cent.—100 ml.	... 14
(34) Potassium Chloride Isotinic	... 5
(35) Potassium Chloride with Glucose	... 24
(36) Potassium Chloride with 10 per cent.—100 ml.	... 1
(37) Injection Sucrose 50 per cent.—50 ml.	... 40
(38) Injection Sucrose 50 per cent.—100 ml.	... 28
(39) Injection Histamine 1 : 100000—Solution	... 50
(40) Trichor Acetic Solution Acid 10 per cent.—5 ml. ...	... 1
(41) Trichor Acetic Acid Solution 20 per cent.—10 ml.	... 4
(42) 1 per cent. Methylene Blue 80th—5 ml.	... 24
(43) Eye Solution	... 22 Litres
(44) Prothroine eye drops	... 20 Litres
(45) Zinc Boric eye drops	... 10 Litres
(46) Argyrol Eye drops	... 8 Litres
(47) Eserine Salicylate eye drops	... 4.4 Litres
(48) Sodium Sulphacetmide eye drops	... 19.76 Litres
(49) Homatropine Eye drops	... 5.55 itres
(50) Atropine Eye drops	... 4.60 Litres
(51) Vernalis Eye drops	... 2.56 Litres
(52) Amethocaine Eye drops	... 2.90 Litres
(53)Pilo carpine Eye drops	... 2.05 Litres
(54) Silver Nitrate Eye drops	... 0.600 Litres
(55) Fluoroscine Eye drops	... 0.52 Litres
(56) Mercurochrome Eye drops	... 0.1 Litre
(57 Phenylephrine Eye drops	... 0.1 Litre
(58) Saturated Urea Solution	... 0.628 Litrse
(59) 1 per cent. Zinc Cloride Solution	... 0.09 Litrse

Non Sterile Preparations.

(1) Soft soap solution 50 per cent.	... 125 Litres.
(2) Simple Syrup	... 819 Lbs.
(3) Syrup Coderine	... 241 lbs. 13 ozs.
(4) Syrup Orange	... 10 lbs. 8 ozs.
(5) Syrup Tolu	... 9 lbs. 8 ozs.
(6) Dispensary stock preparations according to hospital Firmulary	... 1,26,750 Lbs.
(7) Powders wrapped	... 1,45,357
(8) Small packets of tablets made to (7 and 8 done to speed up dispensing).	... 94,958

THE NAIR HOSPITAL DENTAL COLLEGE, BOMBAY-8.

Dr. H. D. Merchant, D.M.D., F.I.C.D., was the Acting Dean of this College throughout the year.

The College conducts a four years' course in Dentistry. Formerly on the passing of Final Examination, the College Dental Board used to award the Diploma of L.D.Sc. (Bombay). Since June 1954, the College is affiliated to the Bombay University for B. D. S. Degree in Dentistry and the Diploma Course has been abolished.

The admission standard for the student is Inter. Science (B-Group) Examination of the Bombay University or an examination equivalent to it. The College diploma and B. D. S. Degree are recognised by the Government of Bombay, Government of India, the Dental Colleges in U. S. A., the Royal College of Surgeons, United Kingdom and other Foreign Universities. This College is recognised as Training Centre in India to train candidates for L.D.S., R.C.S. (Eng.) Examination and Felowship in Desntistry Examination of the Royal College of Surgeons, England and Edinburgh, after putting in only 9 months practice in any recognised Dental Hospital in England. They are also eligible for permanent commission in the Indian Army, Navy and Air Force. L.D.Sc. is recognised for Post-graduate qualification of F.D.S., R.C.S. Examination, Diploma of U.K. and graduate qualification of M.S. or M.Sc., D.D.S. and Ph.D. of U. S. A.

During the year under report 51 students including 5 Ladies have passed the Final B.D.S. and M.D.S. Examinations.

All types of Dental treatment such as Silver, Gold and Cement Fillings, Artificial Sets of Teeth, Regulation of Teeth of Children, Pyorrhoea treatment, Extraction, Surgical Operation, etc., were done by charging fees as laid down by the Corporation. Recently Speech Therapy Department has been started where patients are taught to articulate correctly. Correction of all types of Speech defects is undertaken. The College has an Academic Council to look after the academic affairs of the College. There is also an Advisory Dental Board which advises the Dean and the Municipal Commissioner in the policy to be followed by the College and in matters of administration referred to them.

The College has in its new building 88 Dental Chairs, 52 Dental Units, 3 Dental X—Ray Machines and other equipments to give Dental Treatment on most modern lines.

The College Students' Annual Social Gathering was held at K.C. College Hall. It was presided over by Shri Homi J. H. Taleyarkhan, Minister of Health, Small Savings and Tourism. The annual Sports were held at Dr. N. A. Purandare Stadium and prizes were distributed to the winners by Dr. S. S. Rao, Chairman of the Medical Relief and Public Health Committee.

The College is also conducting research in various branches of Dentistry in the different departments.

During the year under report the following Foreign Experts were invited as Guest Teachers by the Dental Council of India to give Lectures in their specialities to the M. D. S. students :—

(1) Dr. A. Stahl of Heidelberg (West Germany.)
(2) Dr. J. Eschler, University of Freiberg (West Germany).
(3) Dr. J. Boyes of U. K.

The College has also organised M.D.S. (Post-graduate) Courses in Dentistry from June 1959.

Sutdents on the Roll.

Class.		Males.	Females.	Toial.
First B. D. S.	...	51	10	61
Second B. D. S.	...	50	12	62
Third B. D. S.	...	57	8	65
Fourth B. D. S.	...	32	6	38
Condensed B. D. S.	...	...	...	...
M. D. S., 1st Year;		5		5
M. D. S., 2nd Year	...	27	2	29
	Total ..	222	38	260

Resume of Work Done in the Clinics.

The total number of patients treated during the year under report was 91,972 (both in the Morning and Evening Clinics) which included 46,176 Males, 23,482 Females and 22,314 Children. Details of work done, operations performed, etc., are given in Appendix 'A'.

During the year under report a total revenue of Rs. 1,79,599.00 was collected by way of fees from students and patients as against 17,197.00 during the preceding year. The total expenditure incurred came to Rs. 4,23,017.00 against Rs.4, 21,798.00 during the preceding year.

Poor Box Fund.

During the year under report 287 sets of upper and lower Artificial Teeth, 208 Patrial Sets of Teeth, 78 Repair of Sets of Teeth. 13,242 X—Rays were given free to Poor deserving patients from the Fund. The total amount in the Fund was Rs. 18,732.82 at the close of the year.

Appendix 'A'

Full Denture Sets	...	453
Partial Sets	...	336
Repairs of Sets	...	152
Gold Bridge and Inlays	...	152
Silver Fillings	...	4,468
Porcelain Fillings	...	409
Prophylaxis and Pyorrhoea Treatment	...	8,415
Extractions under Local Anaesthesia	...	27,807
Surgical Extraction of Root	...	911
Extractions under General Anaesthesia	...	1,318
Abscess Treatment	...	164
Surgical removal of impacted teeth	...	47
Orthodontia Plates for correction of teeth of children	...	429
Treatment given to patients for speech defects		128

List of Operations performed in the Maxillo-Facial and Plastic Surgery Department during the year 1961-62.

		Nos.
(1) Pedicle raising	...	4
(2) Suturing of ear lobule	...	1
(3) Pedicle transfer	...	5
(4) Enucleation of Cyst	...	1
(5) Dentigerous Cyst Enucleation	...	2
(6) Neurectomy	...	3
(7) Leucoplakia Excision	...	1
(8) Flap rotation	...	1
(9) Excision-Sebaceous Cyst	...	1
(10) Fracture-Open reduction	...	2
(11) Fracture- Inter Maxillary Wiring	...	1
(12) Bilateral Osteotomy	...	1
(13) Acrylic Implant Sub-orbital	...	1
(14) Dental Cyst Enucleation	...	2
(15) Excision Biopsy	...	2
(16) Excision Epulis	...	2
(17) Resection of mandible	...	1
(18) Cald-well Luck for Antrum	...	2
(19) Facial Palsy (Dissection of messeter muscle)	...	2
(20) Sequestrectomy	...	2
(21) Cyst Enucleation	...	2
(22) Ear Lobule Sutured	...	1
(23) Inter-dental Inter Maxillary wiring for fracture	...	2
(24) Cyst in Sinus Enucleation	...	1
(25) Skeletal Pin Fixation Fracture	...	1
(26) Excision of Acne	...	1
(27) Impacted Bicuspid (Palate)	...	1
(28) Mucocebe Excision		1
(29) Scar Excision (Z. Plasty done)	...	1

THE NAIR HOSPITAL DENTAL COLLEGE, BOMBAY 8.

List of Teaching Staff.

(1) Dr. H. D. Merchant, D.M.D. (Bon.), Ag. Dean and Director of Post-Graduate Departments.
(2) Dr. M. S. N. Ginwalla, L.D.Sc. (Bom.), D.D.S., (McGill), M.Sc. (Toronto). Evening Superintendent and Head of the Research Department.

Prosthetic and Crown and Bridge Department.

(1) Dr. F. S. Mehta, L.D.S.c (Bom.), D.M.D. (Boston). Head and Professor of Prosthetic and Crown and Bridge Department (Part-time).
(2) Dr. N. J. Vasavada, L.D.Sc. (Bom.). Lecturer (Full-time) in Prosthetic.
(3) Dr. H. H. Thakore, L.D.Sc.(Bom.). Lecturer (Part-time) in Prosthetic.
(4) Dr. A. R. Pinto, L.D.Sc.(Bom). Lecturer (Part-time) in Crown and Bridge.
(5) Dr. B. C. Shroff, L.D.Sc. (Bom.), B.D.S. (Bom.), L.D.S., C.P.S., Lecturer (Part-time).
(6) Dr. B. Rebeiro, L.D.Sc. (Bom.), Lecturer (Part-time).
(7) Dr. N. B. Jawle, L.D.Sc. (Bom.), Lecturer (Part-time).
(8) Dr. C. B. Daruwalla, L.D.Sc. (Bom.), Lecturer in Prosthetic (Part-time).
(9) Dr. J. M. D'Costa, L.D.Sc. (Bom.), Lecturer (Part-time).
(10) Dr. B. R. Hegde, L.D.Sc. (Bom.), Lecturer (Part-time).
(11) Dr. S. A. Tellis, L.D.Sc. (Bom), Lecturer (Part-time).
(12) Dr. A. D'Costa, L.D.Sc. (Bom.), Lecturer (Part-time).

Operative Department :

(1) Dr. V. M. Kher, L.D.Sc. (Bom.), D.D.S. (Chicago), L.D.S., R.C.S. (Eng.), D.M.Sc. (Tokyo, Japan), Head of Operative Department and Professor in Operative and Preventive Principles in Dentistry and Practice Management (Part-time).
(2) Dr. F. E. Antia L.D.Sc. (Bom.), L.D.S., R.C.S. (Eng. & Edin.), Hon. Lecturer in Children's Dentistry.
(3) S. B. Sathe, L.D.Sc. (Bom.), Lecturer (Full-time).
(4) Dr. S. S. Seth, L.D.Sc. (Bom.), B.D.S. (Bom.), Lecturer in Pre-Clinical Operative (Part-time).
(5) Dr. P. J. Pathare, L.D.Sc. (Bom.), Lecturer in Dental Anatomy (Part-time).
(6) Dr. A. G. Dalvi, L.D.Sc. (Bom.), B.D.S. (Bom.), Lecturer Part-time.
(7) Dr. P. H. Battiwalla, L.D.Sc. (Bom.), Lecturer (Part-time).
(8) Dr. L. F. Cardoza, L.D.Sc. (Bom.), Lecturer (Part-time) in Public Health.
(9) Dr. E. J. D'Souza, L.D.Sc. (Bom.), B.D.S. (Bom.), Lecturer (Part-time).
(10) Dr. D. R. Shahani, B.D.S. (Bom.), Lecturer (Part-time).
(11) Dr. S. C. Dhage, B.D.S. (Bom.), Lecturer (Part-time).
(12) Dr. S. B. Rege, B.D.S. (Bom.), Lecturer (Part-time).

Orthodontia Department :

(1) Dr. H. D. Merchant, D.M.D. (Bonn.), Head of the Orthodontia Department and Professor in Orthodontia (Part-time).
(2) Dr. A. B. Modi, L.D.Sc. (Bom.), D.M.D. (Bonn.), Hon. Lecturer in Orthodontia.
(3) Dr. J. R. Kulkarni, L.D.Sc. (Bom.), D.M.D. (Bonn.), Lecturer (Part-time).
(4) Dr. Miss R. Kamath, L.D.Sc. (Bom),. Lecturer (Part-time).
(5) Dr. S. M. Munim, L.D.Sc. (Bom.), Lecturer (Full-time).
(6) Dr. Mrs. D. P. Battiwalla, L.D.Sc. (Bom.), Lecturer (Part-time).

Oral Surgery Department :

(1) Dr. M. S. N. Ginwalla, L.D.Sc. Bom. , D.D.S. (MacGill), M. Sc. (Toronto), Head and Professor in Oral and Plastic Surgery (Full-time).
(2) Dr. J. H. Mehta, M.B.B.S., Lecturer in General Anaesthesia (Part-time).
(3) Dr. P. V. Diwanji, L.D.Sc. (Bom.), Lecturer in Exodontia and Local Anaesthesia (Part-time).
(4) Dr. K. A. Kamat, L.D.Sc. (Bom.), B.D.S. (Bom.), Lecturer (Part-time).
(5) Dr. Kali H. C. Kapadia, L.D.Sc. (Bom.), B.D.S. (Bom.), Lecturer (Part-time).
(6) Dr. Miss B. E. Doctor, L.D.Sc. (Bom.), B.D.S. (Bom.), Lecturer (Part-time).
(7) Dr. P. R. Manjrekar, L.D.Sc. (Bom.), Lecturer (Part-time).

Periodontia Department :

(1) Dr. Mrs. T. M. S. Ginwalla, D.D.S., L.D.S., R.C.D.S. (Toronto, Canada), Head and Professor in Periodontia (Full-time).
(2) Dr. A. Oliver, L.D.Sc. (Bom.), Lecturer (Full-time).
(3) Dr. B. C. Gomes, L.D.Sc. (Bom.), B.D.S. (Bom.), M.D.S. (Periodontia) (Bom.), Lecturer in Periodotia (Full-time).

Dental Pathology and Oral Diagnosis Department :

(1) Dr. H. M. Dholakia, L.D.Sc. (Bom.), L.D.S., R.C.S. (Eng.), Head and Professor of Dental Pathology and Bacteriology and Oral Diagnosis (Full-time).
(2) Dr. Miss R. M. Mungre, L.D.Sc. (Bom.), B.D.S. (Bom.), Lecturer (Full-time).
(3) Dr. J. M. Fonseca, L.D.Sc. (Bom.), Lecturer (Part-time).
(4) Dr. Mrs. P. M. Mantri, L.D.Sc. (Bom.), Lecturer (Part-time).

Speech Therapy Department :

(1) Shri C. A. Coelho, M.A. (Bom.), Lecturer in Speech Therapy.

General Medicine Department :

(1) Dr. V. V. Shah, M.D., M.R.C.P., (Eng. & Edin.), Lecturer in Medcine (Part-time).
(2) Dr. A. D.'Souza Lawrenece, M.B.B.S., M.D., M.R.C.P., Honorary Assistant Physician.
(3) Dr. R. H. Chhabra, M.B.B.S., M.S., F.R.C.S., Honorary Asstt. Physician.
(4) Dr. A. S. Vengsarkar, M.D., Tutor in Medicine Full-time , Resigned from 18-10-1961.
(4) (*a*) Dr. V. S. Ajgaokar, M.B.B.S., Tutor in Medicine Full-time , Appointed from 14-11-61.

General Surgery Department :

(1) Dr. V. G. Daftary, M.S., Lecturer in General Surgery (Part-time).
(2) Dr. K. S. Goleria, M.S. (Bom.), F.R.C.S. (Edin.), D.L.O. (Lond.), D.O.R.L. (Bom.), Honorary Asstt. Surgeon.
(3) Dr. R. L. Shah, M.B.B.S., M.S., F.R.C.S., Honorary Asstt. Surgeon.
(4) Dr. N. K. Jain, M.B.B.S., Tutor in Surgery (Full-time).

Pharmacology and Materia Medica Department :

(1) Dr. W. B. Bhawe, M.B.B.S., Ph.D., Lecturer in Pharmacology and Materia Medica (Part-time).
(2) Dr. K. H. Gharat, M.B.B.S., Demonstrator in Pharmacology and Materia Medica (Part-time).
(3) Dr. M. S. Kekre, M.B.B.S., Demonstrator in Materia Medica (Part-time).
(4) Dr. S. R. Amladi, M.B.B.S. (Bom.), Demonstrator in Pharmacology (Part-time).

General Pathology and Bacteriology Department :

(1) Dr. K. Raman, M.D., Lecturer in Pathology and Bacteriology (Part-time). Resigned from 30-11-61.
(1a) Dr. C. K. Deshpande, M.D., Lecturer in Pathology and Bacteriology (Part-time , Appointed from 1-12-61.
(2) Dr. P. M. Chaphekar, M.D., Lecturer in Bacteriology (Part-time).
(2a) Dr. (Mrs. L. F. Deodhar, M.B.B.S. (Poona), Lecturer in Pathology and Bacteriology (Full-time).
(3) Dr. D. K. Daftary, B.D.S. (Bom.), Demonstrator in Pathology and Bacteriology (Part-time).
(4) Dr. S. V. Dalvi, M.D. (Bom.), Demonstrator in Pathology and Bacteriology (Part-time).

Anatomy and Histology Department :

(1) Dr. E. J. D'Souza, M.S., Lecturer in Anatomy (Part-time).
(2) Dr. M. B. Kher, M.B.B.S., M.Sc. (Anat.), Lecturer in Histology (Part-time).
(3) Dr. M. M. Tegihalli, M.B.B.S., M.Sc., Demonstrator in Anatomy and Histology (Part-time).
(4) Dr. M. L. Joshi, M.B.B.S., Demonstrator and Histology (Part-time).
(5) Dr. S. A. Mehendale, M.B.B.S., Demonstrator in Anatomy and Histology (Part-time).
(6) Dr. M. V. Deshpande, M.B.B.S., Demonstrator in Anatomy and Histology (Part-time).
(7) Dr. K. V. Vahalia, M.B.B.S., Lecturer in Anatomy and Histology (Full-time).

Radiology Department :

(1) Dr. G. H. Nerurkar, M.B.B.S., D.M.R., D.M.R.E., Lecturer in Radiology (Part-time).
(2) Dr. L. G. Shirwatkar, B.D.S. (Bom.), Lecturer in Radiology (Full-time).

Physiology and Bio-chemistry Department :

(1) Dr. T. H. Rindani, M.D., Lecturer in Physiology (Part-time).
(2) Shri S. N. Narayan Rao, M.Sc., Lecturer in Biochemistry (Part-time).
(3) Dr. V. R. Rao, M.B.B.S. (Bom. , Demonstrator in Physiology (Part-time).
(4) Dr. I. K. Ramchandani, B.Sc., M.D., Demonstrator in Bhiochemistry (Part-time).
(5) Shri K. G. Tanksale, M.Sc., Demonstrator in Biochemistry (Part-time).
(6) Shri F. R. Billimoria, M.Sc., Tutor in Biochemistry (Full-time).

Physical Training Instructor :

(1) Shri N. N. Kajrolkar.

The Lokmanya Tilak Municipal General Hospital, Bombay

The Institution has completed 14 years of its existance in the year 1961-62. A report about the staff, departments and the work that was done during the year under reference in this Institution is given below :—

1. *Administraitve Staff.*—Dr. V. S. Shevade, M.B., B.S., Asstt. Medical Officer continued to look after the work of the Superintendent till 22nd October 1961 with a Special Pay of Rs. 200 per month.

Dr. Smt. A. S. Punde, M.D. (Bom., Medical Officer I/ of Bhabha Hospital, Bandra, was appointed as Ag. Superintendent of the Hospital from 23rd October 1961 and she continued to hold the post during the remaining period of the year.

Dr. M. J. Nerurkar, M.B., B.S., Senior Casualty Officer continued to look after the part of duties of the Asstt. Medical Officer with a special pay of Rs. 100.00 per month till 22nd October 1961 and was appointed as Ag. Asstt. Medical Officer from 23rd October 1961 *vice* Dr. V. S. Shevade on leave.

The names of Medical Staff with their designation and qualifications are given in Appendix No. I.

2. *New Department.*—No new department has been opened during the year under report.

3. *Indoor Patients.*—The number of scheduled beds in the hospital is 370. The distribution of beds according to departments is shown in Appendix No. 2.

Inspite of exercising strict restrictions on admissions the total number of patients admitted for indoor treatment during the year under report was 25,566 as against 22,845, 22,926 and 21,561 during the preceding three years respectively. Out of 26,044 (25,566 new admissions and 478 remained on 1st January 1961, Indoor patients treated during the year under report, 5,772, 6,135, 931, 120, 65, 2, 3,373, 4 were for Medical Surgical, E. N. T., Ophthalmic, Skin, Dnetal, Paediatire and Psychiatric complaints respectievly and 9,164 were treated as the "Annapurnabai Deshmukh Hospital for Women" for deliveries and gynaec complaints and 509 remained on 31st December 1961. The statement giving the result of treatment is shown below :—

	Cured.	Relieved.	Otherwise.	Delieved.	Left before delivery.	Died.	Remained on 31-12-61.
L. T. M. G. Hospital, Medical, Surgical and Other departments.	5,935	5,648	3,254	...	...	1,526	412
Annapurnabai Dehmukh Hospital for Women—Gynaec and Maternity S ct on.	1,045	488	192	5,962	1,462	23	97
Total ...	6,980	6,136	3,446	5,962	1,462	1,549	509

In addition to the 1,549 deaths among adults, there were 542 deaths due to prematurity, still births and other causes among infant mortality. Out of 1,549 deaths, 726 took place within 24 hours of admission, 341 after 24 hours but within 3 days of admission and the remaining 482 died after three days of admission in the Hospital.

4. *Out-Patient.*—Total number of patients treated in O.P.D. during report was 5,56,637 as against 5,89,934 ; 5,24,782 and 5,79,543 during the preceding three years.

The highest in-patient and out-patient attendance on a single day was 571 and 2,935 respectively.

The summary of in-patients and out-patients classified according to the department and sex is given in Appendix No. 8 and 9.

The summary of in-patients according to the diseases and result of treatment is shown in Appendix No. 10

The summaries of operations performed in various departments are given in Appendix Nos. 11 to 14.

The summaries of operations performed in the "Annapurnabai Deshmukh Hospital for Women" have been shown in Appendix No. 15.

5. *Paying Patients.*—The scheme was given effect to from 1st September 1951. Rs. 12.00 and Rs. 6.00 per patient per day are being charged for Special Room and General Paying Ward respectively. The number of patients amidtted during the year under report was as under :—

		1959	1960	1961
(1) General Paying Ward and Special Room	...	1,740	1,639	1,377
(2) No. of operations performed on paying patients—				
Major Operations	...	210	237	152
Minor Operations	...	343	242	260

6. *Casualty Department.*—33,768 accident and other emergency cases were treated in the Casualty Department.

7. *Minor Surgery Department.*—8,195 minor operations were performed in the Minor Surgery Department.

8. *Pathology Department.*—1,29,479 investigations were carried out in the Department of Pathology and Bacteriology, out of which 54,963 were carried out on out-patients and 73,356 were carried out on in-patients and 1160 were carried out for K. B. Bhaha Hospital, Bandra. 394 Autopsies were performed during the year under report.

9. *Anaesthesia Department.*—The Department of Anaesthesia is working in close collaboration with the Department of Surgery, E. N. T. Midwifery and Gynaecology. During the year under report the total number of patients who receied anaesthesia were 11,078 out of which 2547 patients received regional anaesthesia and 8,531 patients received endotracheal anaesthesia, intravenous anaesthesia, the open drop technique anaesthesia and spinal anaesthesia.

The department of Anaesthesia is recognised for the post-graduate diploma in anaesthesia of the Bombay University. This year four candidates were sent for the Examination.

10. *Electric Cardiography Department.*—Electro-cardiography tracing were taken on 932 patients out of which 652 were taken on Male patients and 280 were taken on Female patients. The details have been shown in Appendix No. 17.

11. *X-ray Departmen* .—The work done in the X-ray Department has been shown in Appendix No. 18

12. *Occuational Therapy Department.*—Total number of patients treated was 1521 as shown in the Appendix No. 19.

13. *Physio-Therapy Department.*—The total number of cases treated by the department was 2507 as shown in Appendix No. 20.

14. *Dental Department.*—The work done by the Dental Department has been shown in Appendix No. 14.

15. *Medico-Social Service Department.*—The Medico-Social Worker had to deal with numerous and complex problems regarding patients. She had to pay visits to the patients' home to study economic social and vocational factors and to find out ways and means to relevy the patients anxieties. She had also to follow up cases and fix appointments with Medical officers at this Institution whenever it becomes necessary to recheck the patients conditions. During the year under report, the department had supplied injections, medicines to 610 needy patients and rendered help to 375 patients for placement rehabilitation etc.

16. *Nurses Training School.*—During the year under report, 45 students were admitted in General Nursing. 5 Nurses passed Part I Examination of the Nursing Council.

38 Student Nurses were sent for examination in Midwifery during the year of which 36 were successful. 1 Staff Nurse was sent to the College of Nursing, Delhi, for Ward Sister's Course.

17. *Library.*—The Library was improved during the year under report by additions of 32 new Books 1 Book was donated on medical subject, bringing the total number of books on medical subject to 803. 81 Journals were subscribed for during the year. 6 Journals were received as donation. 1 Non-medical Journal was subscribed for. The Medical staff of this Hospital make full use of the facility.

18. *Recognition of L. T. M. G. Hospital, Sion.*—The Hospital is affiliated to the University of Bombay for post-graduate as well as under graduate studies. The Hospital has been attached to the Topiwala National Medical College for clinical instructions to under-graduate students The Hospital is also affiliated to the College of Physicians and Surgeons of Bombay for post-graduat. studies.

19. *Poor Box Fund.*—The amount in the Poor Box Fund on 31st March 1961 stood at Rs. 70,325.69. Collections from boxes, donations, sale of drugs and injections and other miscellaneous receipts during the year under report amounted to Rs. 36,193.07 and expenditure to Rs. 38,886.02. The amount in the Poor Box Fund on 31st March 1962 stood at Rs. 67,632.74.

The list of donors who have donated Rs. 50.00 and above is given in Appendix 6.

20. *Expenditure.*—The approximate total expenditure was Rs. 22,71,820. The diagram in Appendix No. 7 shows the percentage of expenditure on every item of expenditure.

The details expenditure per patient per day compared with the year 1960 is given below :

Expenditure on per out-patient per day.

Year.	Medicines, Drugs and Equipments.	Stores and Linen.	Heating and Lighting	Miscellaneous	Establishment.	Repairs to Building.	Total.
	Rs.	Rs.	Rs.	Rs.	Rs.	Rs.	Rs.
1960 ...	0.25	0.04	0.03	0.06	0.64	0.01	1.03
1961 ...	0.29	0.03	0.02	0.17	0.72	0.01	1.24

Expenditure on per in-patient per day.

Year.	Diet.	Medicines Drugs and Equipment.	Stores and Linen.	Heating and Lighting.	Miscel-laneous.	Establish-ment.	Repairs to Buildings.	Total.
	Rs.	Rs.	Rs.	Rs.	Rs.	Rs.	Rs.	Rs.
1960 ...	1.05	1.50	0.48	0.18	0.72	3.84	0.12	7.89
1961 ...	1.10	1.70	0.36	0.12	1.02	4.32	0.12	8.72

21. *Thanks.*—It will not be out of place to place on record the valuable services rendered to the Hospital by the Honorary and full-time Medical staff and all other categories of employees for their co-operation in the running of this Institution.

INDEX OF APPENDICES.

Appendix No.	Particulars.
1	Medical Staff.
2	Distribution of beds according to Departments.
3	Summary of in-patients, out-patients and operations.
4	Statement showing the account of Poor Box Fund.
5	Balance Sheet of Poor Box Fund.
6	List of Donors.
7	Chart showing the Allocation of Grants etc.
8	Summary of the patients admitted. (Classified according to Department and Sex).
9	Summary of Out-Patients. (Classified according to Departments and Sex).
10	Summary of In-patients (Classified according to diseases and result of treatment).
11	Summary of General Operations performed (Classified according to Nature and result).
12	Summary of Aural Operations. (Classified according to Nature and result).
13	Summary of Ophthalmie Operations (Classified according to Nature and result).
14	Summary of Dental Operations.
15	Summary of Operations performed in the "Annapurnabai Deshmukh Hospital for Women" (Classified according to nature and result).
16	Summary showing Pathological, Bacteriological and Biochemical investigations done on Out-patients and In-patients including autopsies and Intravenous solutions manufactured in the Pharmacy Department.
17	Statement showing the Electro-Cardiographic Tracing.
18	Statement of work done in X-Ray Department.
19	Statement showing the number of patients treated in the Occupational Thereapy Department.
20	Statement showing the number of patients treated in the Physio Therapy Department.

* Printed in department Report.

APPENDIX 1.

Medical Staff.

1	Dr. D. D. Vora, M.D., F.C.P.S., M.R.C.P. (Lond.) (upto 15-1-62)	... Chief Physician.
2	Dr. H. C. Merchant, M.D. (From 16-1-62)	... Ag. Chief Physician.
3	Dr. M. N. Gheewala, M.S.	... Ag. Chief Surgeon.
4	Dr. J. H. Fonseca, M.D. (Upto 15-1-62)	... Ag. Chief Gynaecologist.
5	Dr. Smt. S. D. Kanitkar, M.D., F.C.P.S. (From 16-1-62)	... Do. Do.
6	Dr. G. B. Hanji, M.B.B.S., D.A.	... Anaesthetist.
7	Dr. K. N. Kamdar, M.B.B.S., D.M.RD.S.M.R. (Engl.)	... Hon. Radiologist.
8	Dr. S. C. Shah, M.B.B.S., D.G.O., D.M.R.E.	... Hon. Asstt. Radiologist.
9	Dr. T. K. Mehta, M.B.B.S., F.C.P.S., D.V.D.	... Hon. Dermatologist.
10	Dr. V. R. Mehta, M.B.B.S., F.C.P.S., D.V.D.	... Hon. Asstt. De matologist.
11	Dr. M. D. Joglekar, M.B.B.S., D.O., D.S.	... Hon. Ophthalmic Surgeon.
12	Dr. S. M. Sathe, M.S., D.O.M.S.	... Hon. Asstt. Ophthalmi Surgeon.
13	Dr. S. R. Rege, M.S., F.C.P.S., D.L.O.	... Hon. Aural Surgeon.
14	Dr. K. C. Gadre, M.S., D.L.O. (London)	... Hon. Asstt. Aural Surgeon.
15	Dr. B. R. Rao, B.D.S.	... Hon. Dental Surgeon.
16	Dr. V. B. Athawale, M.D., D.C.H.	... Hon. Asstt. Paediatrician.
17	Dr. D. M. Bassa, M.B.B.S., D.P.M.	... Hon. Psychiatrist.
18	Dr. R. G. Modak, M.D.	... P. T. Pathologist.

Additional part-time Units in Medical, Surgical and Gynaec and Obstetric Departments have been started from 16th January 1962 and the following medical staff is appointed from that date :—

1	Dr. D. D. Vora, M.D., F.C.P.S., M.R.C.P. (London)	... P. T. Physician.
2	Dr. A. D. Dias, M.S.	... P. T. Surgeon.
3	Dr. M. V. Bhatt, M.S.	... P. T. Asstt. Surgeon.
4	Dr. J. H. Fonseca, M.D.	... P. T. Obstetrician and Gynaecologist.
5	Dr. D. D. Sathe, M.D.	... P. T. Asstt. Do.

Acting Appointments.

Dr. D. D. Vora, Physician, as on leave from 2-1-61 to 31-1-61 and from 18-12-61 to 15-1-62. During the above periods Dr. H. C. Merchant, M.D. was appointed as Ag. Physician.

Dr. J. H. Fonseca, M.D., Ag. Gynaecologist was on leave from 4-3-61 to 3-4-61 and from 16-4-61 to 30-5-61 but no acting arrangement was made during the leave period.

Dr. S. R. Rege, Hon. Aural Surgeon was on leave from 28-3-61 to 31-10-61. Dr. K. C. Gadre, M.S., D.L.O. (London) Hon. Asstt. Aural Surgeon at this Hospital was promoted as Ag. Hon. Aural Surgeon during the above period. Dr. K. H. Patel, M.S., was appointed as Ag. Hon. Asstt. Aural Surgeon *vice* Dr. K. C. Gadre, from 16-9-61 to 31-10-61.

APPENDIX No. 2.

Distribution of beds according to departments :—

Department	Male	Female	Children	Total
(A) Non Paying Beds :				
Medical	63	50	...	113
Surgical	61	23	9	93
Gynaec and Obstetric	...	70	...	70
Paediatric	...	...	23	23
Ear Nose and Throat	2	2	3	7
Skin	2	...	...	2
Ophthalmic	2	...	...	2
Total ...	130	145	35	310
(B) Part Paying Beds :				
Medical	12	6	...	18
Surgical	13	6	...	19
Gynaec and Obstetric	...	13	...	13
Total ...	25	25	...	50
(C) Beds Reserved for B. E. S. and T. Undertaking Staff				
Medical	5	...	..	5
Surgical	5	...	...	5
Total Number of Beds ...	10	...	...	10
Grand Total ...	165	170	35	370

APPENDIX No. 3

(A) In Patients :

(1) Strength of Beds...	370
(2) Daily Average Number of In-Patients	495.7
(3) Daily Avarage Number of Admissions	70.4
(4) Total Number of Indoor Admission	25,566
(5) Avarage number of days each patient was resident	7.4

(B) Out Patients :

(1) Total number of new O. P. D. patients	1,51,850
(2) Daily avarage number of New Out Patients	494.6
(3) Total Number of Old Out Patients	4,04,787
(4) Daily avarage number of Old out Patients	1,318.5
(5) Daily avarage numbr of Old and New Out Patients	1,813.1

(C) Operations :

(1) Total number of Operations performed on inpatients	7,246
(2) Total number of operations performed on outpatients	8,195

APPENDIX No. 4.

L. T. M. G. Hospital Poor Box Fund.

Statement of Accounts for year 1961-62

RECEIPTS.	Rs.	EXPENDITURE.	Rs.
Balance in hand as on 1-4-1961 ...	70,325,69	Conveyance charges ...	16.60
Collection from Poor Boxes ...	3,677.90	Costly medicines ...	4,249.77
Donations ...	1,523.52	Blood transfusion ...	27,900.00
Miscellaneous ...	1,340.65	Miscellaneous ...	2,518.23
Blood Transfusion ...	9,685.50	Printing and Stationary ...	130.75
Interest ...	2,765.30	Moiety to R. M. Os. ...	3,540.50
Issue of Certificates ...	7,430.50	Revenue Stamps ...	28 77
Sale of costly drugs ...	4,769.70	Written off (Bad Coins etc.) ...	1.40
From Dean, K.E.M. Hospital ...	5,000.00	Cheques realised which was not realised in previous year. ...	500.00
			38,886.02
		National Saving Certificates ... 35,000.00	
		Municipal debentures ... 24,875.00	
		Balance in Central Bank of India ... 99.79	
		Balance in Maharashtra Bank Ltd. ... 7,561.57	
		Cash Balance in hand ... 96.38	67,632.74
Total ...	1,06,518.76	Total ...	1,06,518.76

APPENDIX – 7

ALLOCATION OF GRANTS FOR THE YEAR 1961

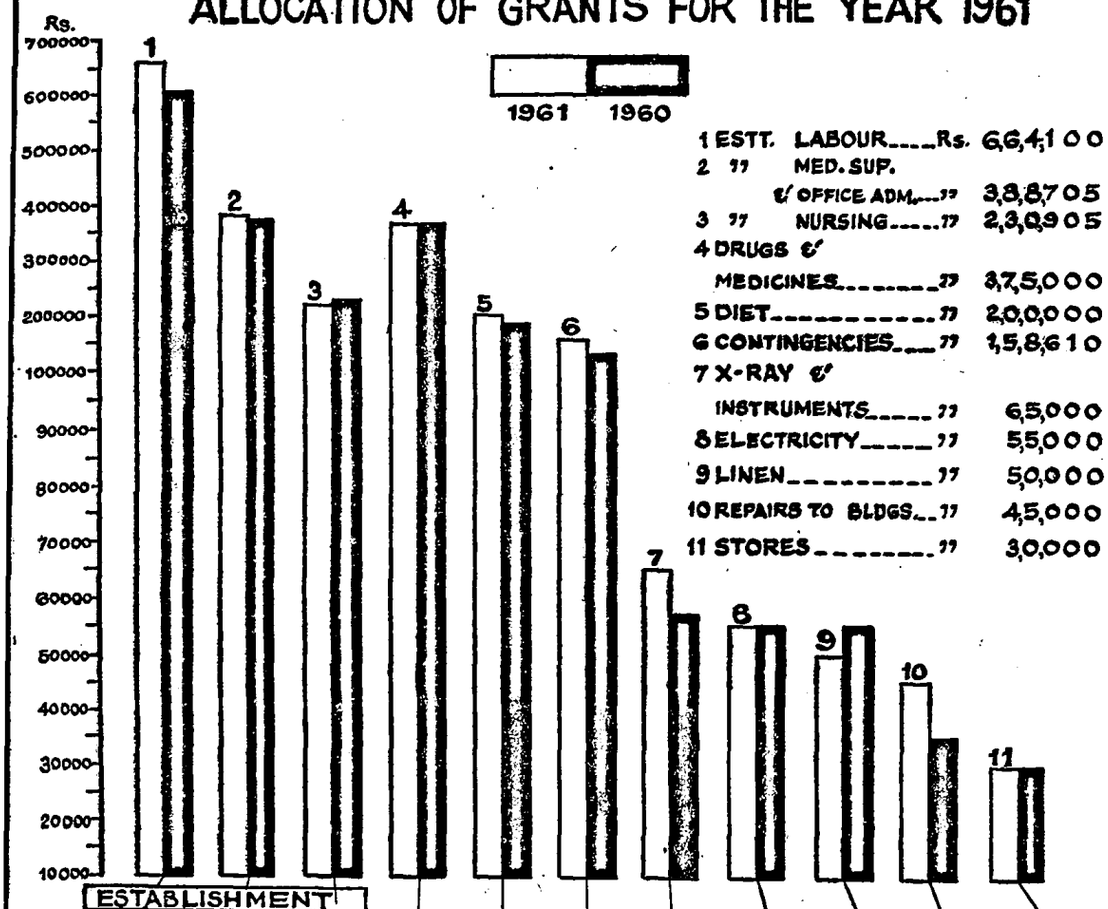

YEAR	PATIENTS TREATED O.P.D.	INPATIENTS	OPERATION PERFORMED	DELIVERIES
1960	589934	22845	15868	5523
1961	556637	25566	15541	5962

APPENDIX No. 5.

L. T. M. G. Hospital Poor Box Fund.

Balance Sheet for 1961-62.

LIABELITIES.		Rs. nP.	ASSESTS.		Rs. nP.
Fund Account balance	...	70,325.69	Cash balance in hand on 31-3-1961	...	96.38
Less Cheque realised which wat not realised in previous year	...	500.00	Balance with Central Bank of India	...	99.79
		69,825.69	Balance with Maharashtra Bank Ltd.	...	7,561.57
Less Excess of Expenditure over Income...		7,192.95	Municipal Debentures	...	24,875.00
		62,632 74			
From Dean, K.E.M. Hospital	...	5,000.00	National Saving Certificates	...	35,000.00
Total	...	67,632.74			67,632.74

APPENDIX No. 6.

L. T. M. G. Hospital, Poor Box Fund.

List of persons who have donated more than Rs. 50.00 during the year 1961-62.

	Name.		Amount. Rs.
1.	Shri Shamlal Sukhaja	...	101.00
2.	Messrs. Raptokos Brett & Co. Pr. Ltd.	...	50.00
3.	Messrs. Jagjivandas & Co.	...	51.00
4.	Messrs. Glaxo Laboratories Private Ltd.	...	100.00
5.	Dr. K. N. Kamdar	...	300.00
6.	Messrs. Zandu Pharmaceutical Work Ltd.	...	101.00
7.	Shri C. L. Shah	...	100.00
		Total ...	803.00

GROUP OF TUBERCULOSIS HOSPITALS

Administration Report for the year 1961.

The Group of T. B. Hospitals has 458 beds for treatment of Pulmonary Tuberculosis. The Isolation Centre at Dadar having 88 beds is also under the administrative control of the Medical Superintendent of this institution. Further 200 beds have been reserved by the Corporation at the Sarvodaya Hospital, Ghatkopar. The total number of beds for T. B. cases at the disposal of the Corporation is thus 746. Two new buidings in the premises of these hospitals are under construction to provide accommodation for 300 additional beds.

Dr. S. A. Shah, M.B.B.S., D.M.R.E., D.P.H., T.D.D., Assistant Medical Officer looked after the duties of the Medical Superintendent, during the year. The Honorary staff of the institution is shown in Appendix No. 1.

Details of bed accommodation.

	Male.	Female.	Total.
1. Group of T. B. Hospitals, Sewri—			
(*a*) Medical ...	161	134	295
(*b*) Surgical ...	101	62	163
	262	196	458
2. The Isolation Centre attached to the Ramkunwar Daftary T. B. Clinic, Dadar ...	44	44	88
3. Sarodaya Hospital, Ghatkopar ...	140	60	200

The number of patients suffering from Pulmonary Tuberculosis in various stages of the disease treated during the year is as shown in Appendix No. 2 and classification of deaths by age groups in Appendix No. 3.

The four T. B. Clinics continue to serve as out-patient centres for admissions to the Group of T. B. Hospitals. The patients referred by the T. B. Clinics for hospitalization are examined at the Group of T. B. Hospitals by the Honorary Staff and those considered suitable for admission are registered on the appropriate waiting lists. The total number of patients examined and put on the waiting lists during the year is 5315.

TEACHING

Clinical teaching in Tuberculosis was given to batches of undergraduate medical students of the G. S. Medical College by the Honorary Staff of these hospitals as in previous year. 10 Lecture-*cum*-demonstrations in 'Tuberculosis Services' were given by Dr. S. A. Shah to the D. P. H. students of Bombay University this year as in the previous years. These hospitals and the Municipal O.T.B. Clinics are also recognised for post-graduate diploma in Tuberculosis of the College of Physiaicns and Surgeons, Bombay, Teaching for this course is being done by Honoraries at these hospitals."

(1) X—ray Department

Four X-ray plants in the departmental: (*i*) High power 400 M. A. machine for Radiorgraphy and Tomography, (*ii*) one 60 M.A. machine for routine screening of in-patients and out-patients, (*iii*) one portable machine and (*iv*) miniature 200 M. A. Camera Unit were in active use during the year.

The work done by the X-ray Department and the Laboratory is shown in Appendices No. 4 and 5 respectively.

(2) Operation Theatre

Details of work done in the Operation theatre are shown in Appendix No. 6.

(3) Follow-up of discharged cases.

Patients discharged after adequate treatment in the hospital are systematically subjected to medical check up at fixed intervals by the Honorary staff. Necessary treatment is prescribed in continuation and the re-admissions are given in suitable cases.

The total number of patients who attended for follow-up examination carried out during the year was 3280.

(4) A.P. and P.P. Refill Work.

Discharged patients on A. P. and P. P. refill treatment are permitted to continue subsequent refills either at one of the four Municipal T. B. Clinics or at the A. P. and P. P. Refill Centre at these hospitals according to the convenience of the patient. 9079 refills were done in the out-patients centre of these hospitals. Similarly 2255 P. P. Refills were given in the wards to the indoor patients.

The Ramkunwar Daftary Isolation Centre, Dadar.

The Isolation Centre has 88 beds and works in conjunction with these hospitals. The Ramkunwar Daftary T. B. Clinic is situated on the same site. Advanced T. B. patients are admitted to this centre primarily from the view point of segeration and symptomatic amelioration. Admissions are given primarily to those staying within a short distance of the Isolation Centre so that the relatives could arrange to provide two principal meals for their patients.

The details regarding admissions and results of treatment and admissions according to age groups and work done in X-ray Department at the above centre are shown in Appendices Nos. 7, 8 and 9 respectively.

Expenditure.

The average expenditure per patient per day was Rs. 9.57 nP. The expenditure on diet per patient per day was Rs. 2.08 nP. The total annual expenditure on the Group of T. B. Hospitals amounted to Rs. 15,21,104 against Rs. 16,10,602 during the previous year. The rate of charges for the patients hospitalized at Sarvodaya Hospital Ghatkopar, on behalf of the Bombay Municipal Corporation, was at Rs. 5 per patient per day. The expenditure incurred on the patients accommodated on the reserved beds at the said hospital was Rs. 3,64,571 *plus* Rs. 17,812 for medicine as against Rs. 3,64,526 and Rs. 13,618 for the previous year.

T. B. Clinics.

T. B. Clinics at Princess Street, Foras Road, Dadar and Khar are conducted for diagnosis of the attending cases, their treatment by specific antibiotics and A.P. and P.P. Refills, contact examination and Health Visiting of T. B. Cases in their homes. A large number of patients suitable for hospitalization were referred to the out-patient registration centre at the Group of T. B. Hospitals. Details of work carried out at the clinics are given in Appendices Nos. 10, 11, 12 and 13.

Poor Box Fund.

The following donations were received for the Poor Box Charity Fund during the year :

		Rs.
(1) Shri Jal M. Kuve	...	10
(2 Shri A. Mohidin	...	5
(3) Shri Unknown	...	1
(4) Shri Damodar Anandji Charity Account	...	1,501
(5) Shri Poonam Trading Co.	...	101
6) Shri Standard Vaccum Oil Co.	...	250

Statement of account of the Poor Box Charity Fund is given in Appendix No. 14.

APPENDIX No 1.

List of Honoraries attached to the Group of T. B. Hospitals, Sewri, and the Municipal T. B. Clinics.

Serial No.	Name and qualifications.		Desgination.
	Group of T. B. Hospitals.		
1	Dr. R. M. Patel, M.D. (Bom), T.D.D. (Wales)	...	Honorary Physician.
2	Dr. S. P. Mehta, M.D. (Bom)	...	Do.
3	Dr. N. M. Shah, M.D. (Bom), M.R.C.P. (Lond)	...	Do.
4	Dr. M. D. Deshmukh, M.R.C.P. (Lond), T.D.D. (Wales)	...	Do.
5	Dr. S. D. Store, F.C.P.S., M.D. (Bom), M.R.C.P. (Ed.)	...	Do.
6	Dr. M. K. Vora, M.S. (Bom)	...	Honorary Surgeon.
7	Dr. K. A. Dalal, F.R.C.S. (Ed.)	...	Do.
8	Dr. V. S. Sheth, M.S. (Bom), F.R.C.S.	...	Do.
9	Dr. S. S. Katdare, M.B.B.S., D.M.R.E.	...	Honorary Radiologist.
10	Dr. J. H. Thacker, M.D., D.C.H., D.M.R.E. (Bom)	...	Hon. Asstt. Physician.
11	Dr. B. N. Lulla, M.D., D.T.M. & H.	...	Do.
12	Dr. T. B. Master, M.D., F.C.P.S. (Bom) T.DD. (Wales)	...	Do.
13	Dr. T. K. Jagose, F.C.P.S., M.S., F.R.C.S.	...	Hon. Asstt. Surgeon
14	Dr. F. P. Soonawala, M.S., F.R.C.S.	...	Do.
15	Dr. K. S. Baichwal, F.R.C.S.	...	Do.
16	Dr. D. C. Patel, M.S., F.R.C.S.	...	Do.
17	Dr. R. L. Shah, M.S., F.R.C.S.	...	Do.
18	Dr. M. B. Thaker, M.B.B.S., D.A. (Bom)	...	Hon. Asstt. Anaesthetist.
19	Dr. S. N. Kothare, M.D. (Bom), D.T.M. & H. (Lond)	...	Asstt. Pathologist (Part-time).
20	Dr. R. T. Shahani, M.B.B.S., D.A.	...	Asstt. Anaesthetist (Part-time).
21	Dr. J. C. Kothari, M.D.	...	Hon. Asstt. Physician.
22	Dr. G. S. Perhar, M.D. (Tuberculosis)	...	Do.
	Princess Street T. B. Clinic.		
23	Dr. S. D. Merchant, M.B.B.S., D.M.R.E.	...	Hon. Radiologist.
24	Dr. K. B. Patel, M.D., D.M.R.E.	...	Do.
25	Dr. R. H. Mehta, M.D., D.T.M. & H., M.R.C.P.	...	Honorary Physician.
	Foras Road T. B. Clinic.		
26	Dr. P. G. Kamat, M.B.B.S., D.C.H. (C.P.S.), M.D.	...	Hon. Physician.
	Khar T. B. Clinic.		
27	Dr. G. S. Perhar, M.D. (Tuberculosis)	...	Hon. Physician.

Appendix No. 2.

Cases treated and the result of treatment

(1) Cases remaining on the 1st January 1961 ... 448

	Early.		Advanced.		Total.
(2) New cases admitted from 1st January to 31st December 1961.	Male. 1,266	Female. 808	Male. 638	Female. 454	3,166

(3) Total number of cases treated during the year 1961 ... 3,614

(4) Patients remaining on 1-1-1962 ... 414

Analysis of result.

(a) Discharged as improved	...	2,579
(b) Discharged as not improved	...	77
(c) Non-tuberculosis cases	...	41
(d) Left against medical advice	...	248
(e) Patients died during the year	...	221
		3,166

Appendix No. 3.

Classifications of deaths by age-group

Age group	5-10	11-15	16-20	21-25	26-30	31-35	36-40	41-45	46-50	51-55	56-60	61-65	66-70	71-75	76-80	81 onwards
Deaths	1	2	24	44	46	25	25	18	14	7	8	4	2	Nil	1	Nil 221

Appendix No. 4.

Work done in the X-Ray Department of the Group of T. B. Hospitals :—

(1) No. of miniature X-Ray films	...	9,233
(2) No. of routine size X-Ray films	...	6,173
(3) No. of screenings done	...	9,030
(4) No. of Bronchographies	...	110
(5) No. of Tomographies	...	218

APPENDIX No. 5.

Work done at the central laboratory from 1-1-61 to 31-12-61.

(1) Urine examination	...	2,817
(2) Stool examinations	...	2,412
(3) Sputum examinations	...	9,177
(4) Sputum concentration	...	1,180
(5) Blood E. S. R.	...	6,577
(6) Blood C. B. C.	...	3,114
(7) Blood Grouping	...	1,336
(8) Blood matching	...	754
(9) Bleeding time and Clotting time	...	263
(10) Miscellaneous tests such as Widal, Kahn, Van Den Bergh, Blood-sugar, Blood Urea, Fluid examination etc.	...	172
(11) Cultural and sensitivity Tests	...	55
(11A) Cultural only	...	160
(12) Histopathological examinations (163 specimens, examined)	..	397 tissue blocks were cut.
(13) Supply of solutions :		
(i) Procaine Hydrochloride 2 per cent.	...	60 Litres.
(ii) Sodium citrate O.T.) and A.C.D. Solutions O.T.)	...	30 "
(iii) Novocaine solution 2 per cent. O.T.)	...	34 "
Novocaine solution 1 per cent. O.T.)	...	55 "
(iv) Cetavalon solution supplied to O.T. and R.P.T.B. Hospital	...	20 "
(14) Preparation of Media for cultural and sensitivity work	...	980 tubes.

(15) The following paper was published from the Department :—

"Punch Biopsy of the Pleura"—In press.

Appendix No. 6.

Surgical work done in the Operation Theatre.

(A) Surgical Operations performed

Phrenic Evulsions	...	19
Thoracoplasty	...	152
Pneumonectomies	...	65
Lobectomy	...	91
Miscellaneous operations	...	65
		392

(B) Special examinations—

Bronchography	...	110
Bronchoscopy,	...	77
		187

Appendix No. 7

Admissions at the Isolation Wards, Dadar.

Cases treated and the result of treatment.

(1) Cases remaining on 1st January 1961	...	77		
		Male	Female	Total
(2) New cases admitted from 1st January to 31st December 1961	...	151	122	273
(3) Total number of cases treated during the year 1961	...	350		
(4) Total number of patients remaining on 1st January 1962	...	79		

Analysis of result

(a) Discharged as improved	...	115
(b) Discharged as not improved	...	...
(c) Non-tuberculosis cases	...	...
(d) Left prematurely against advice	...	107
(e) Patients died during the year	...	49
Total	...	271

Appendix No. 8.

Admissions and deaths according to age-groups.

Age-group.	Admissions	Deaths.
5—10	...	...
11—15	8	...
16—20	33	5
21—25	57	5
26—30	49	7
31—35	24	4
36—40	27	8
41—45	22	1
46—50	23	4
51—55	4	1
56—60	13	6
61—65	7	5
66—70	4	2
71—75	1	1
76—80	1	1
	273	49

APPENDIX No. 9.

Work done in the X-Ray Department at Dadar :—

Number of miniature X-Ray films	...	7,998
Number of routine size X-Ray films	...	15
Number of screenings done	...	13,066
Number of Bronchographies	...	...
Number of Tomographies	...	...

Appendix No. 10.

Work Done at the Municipal T. B. Clinics.

Cases examined at the different T. B. Clinics during the year 1961 —

	Princess St.	Foras Rd.	Dadar.	Khar	Total
New cases of Pulmonary T. B.	... 5,750	2,462	3,724	1,979	15,915
New cases of non-tuberculosis	... 18,830	3,983	5,201	6,100	34,114
Total attendance of new cases	... 24,580	6,445	10,921	8,079	50,025

Appendix No. 11.

Cases detected as per age-group.

Upto	10	15	20	25	30	35	40	45	50	55	60	& above.
Princess Street	... 109	102	754	1,462	1,167	641	485	338	325	367	...	...
Foras Road	... 40	59	371	584	491	304	205	119	134	128	27	...
Dadar	... 278	185	838	1,270	1,140	572	531	290	320	122	178	...
Khar	... 122	57	270	462	372	211	175	111	78	121	...	...
	549	403	2,233	3,778	3,170	1,728	1,396	858	857	738	205	...

Appendix No. 12.

Other works done at the Clinics.

	Princess St. T.B. Clinic	Foras Rd. T.B. Clinic	Dadar. T.B. Clinic	Khar T.B. Clinic	Total.
Total No. of contacts examined	... 795	138	4,573	207	5,713
Total No. of sputum examinations	... 117	...	7,797	2,181	10,095
Total No. of domiciliary visits	... 3,904	2,545	2,965	615	10,029
Total No. of radiograms taken (usual)	... 35	...	8,013	...	8 048
Mass Miniature	... 7,492	...	...	5,321	12,813
Total No. of screenings done	... 26,011	7,945	13,066	11,961	58,983
Total No. of attendance at the clinic	...				

A. P. and P. P. Work done.

(*a*) Primary A. Ps. and P. Ps. induced at the clinic...	1	...	47	...	48
(*b*) No. of cases referred	... 39	92	...	67	198
(*c*) Total No. of A.P. and P.P. refills given	...1,624	2,492	2,323	1,836	8,275

APPENDIX No. 13.

Work done in the Laboratories at (i) Dadar and (ii) Khar T. B. Clinics.

	Dadar T. B. Clinic.	Khar T. B. Clinic.
(1) Urine Examination ...	714	...
(2) Stool examination ...	217	...
(3) Sputum examination ...	8,692	2,181
(4) Sputum Concentration ...	47	...
(5) Blood E. S. R. ...	7,852	2,425
(6) Blood C. B. C. ...	1,546	...
(7) Blood Group ...	...	...
(8) Blood Matching ...	...	...
(9) Bleeding and clotting time ...	...	
(10) Miscellaneous tests such as Widal, Kahn, Van Den Bergh, Blood Sugar, Blood Urea, Blood Proteins, C. S. F. and other Fluid examination etc.	....	...
(11) Culture and Sensitivity test ...	...	...
(12) Histopathological Examination ...	...	...
(13) Supply of solutins ...	...	...
(14) Preparation of Media for cultural and sensitivity work ...	...	...

Appendix No. 14.

Statement of Account of Poor Box Charity Fund of the Group of T. B. Hospitals for the year 1961-62.

RECEIPTS.		Rs.	DISBURSEMENTS.		Rs.
To balance in hand as on 31-3-61	...	264.62	By medicines	...	551.00
To balance in the Municipal Co-op. Bank Ltd. as on 31-3-1961	...	21,448.33	By blood transfusion	....	3,450.00
			By Establishment charges	...	235.16
Issue of Medical certificates	...	713.00	By Miscellaneous charges	...	835.96
To collection from ward boxes	...	3,469.46	By payment of moiety	...	151.79
To donations	...	1,868.00	By cash in hand as on 31-3-1961	...	240.71
To Miscellaneous receipts	...	1,930.00	By cash with the Municipal Co-operative Bank Ltd.	...	24,861.69
To interest on investments	...	632.90			
		30,326.31			30,326.31

LEGAL DEPARTMENT

During the year under Report, Shri A. M. Desai, M.A., LL.B., was in charge of the Legal Department as Solicitor to the Corporation.

This Department attended to the following works :—

(1) All conveyancing matters including Sales, Leases, Agreements, Contracts and Licences, (2) Suits and other proceedings in the High Court, City Civil Court and Small Causes Court, (3) Appeals against rateable value in Small Causes Court, (4) Prosecutions under the Municipal Act and other cases in the Police Courts, (5) References from various Departments on questions of law, (6) Amendments of the municipal Act, Rules and Bye-laws, (7) Cases under the Workmen's Compensation Act and Industrial Disputes Act.

During the year under report 13,337 files were received from various Departments and 2,195 letters were received from outside parties and 1,569 letters written to outside parties or their Legal Advisers, opinions on different departmental matters and advices on 124 documents were given.

The Department attended to the following matters in different Courts. 45 High Court Suits and Petitions, 655 City Civil Court Suits, 21 High Court Criminal Revision Applications, 2 High Court Criminal Appeals,, 225 Assessment Appeals, 178 Small Causes and other Civil Court Suits, 116 Small Causes Court References, 24 High Court Appeals from the Civil Court, 1,138 Police Court cases (out of which 250 were group cases), 1 Application under the Minimum Wages Act, 5 Applications under the Payment of Wages Act, 6 cases before Motor Accident Claims Tribunals, 2 Election petitions.

The following documents were completed :—

9 Conveyance, 3 Leases for 999 years or in perpetuity, 2 New Leases, 2 Surrenders, 1 Temporary Leases (Monthly Tenancy Agreements), 40 Licences to Assign, 2 Licences and Deed of Covenants, 12 Agreements and 18 other documents.

During the year under report the income of this Department (costs recovered) amounted to about Rs. 10,580 and the expenditure to about Rs. 1,31,683.00.

Details of the High Court suits are given in the Statements attached.

Serial No.	Suit No.	Names of Parties.	Nature of Suit.	Remarks.
1	H. C. Suit No. 781 of 1953	M. C. Vs. Ganpat Vithoba Avte and Others.	Suit for recovery of arrears of property taxes.	Steps to put the propertie for auction sale are being taken. The matter is pending before the Commissioner for Taking Accounts, High Court Bombay.
2	H. C. No. 90 of 1955 ...	M. C. Vs. M. A. S. Meherbaksh.	For recovery of possession as also of arrears of compensation.	Execution proceedings pursuant to the decree passed are in progress.
3	H. C. Suit No. 378 of 1956.	Shankar Gunaji Chavan Vs. M. C. and Another.	For a declaration that the plaintiff and other members of the Mandal are not squatters in the squatters in the Dadar Municipal Market but they are stall-holders.	Consent decree passed.
4	H.C.S.A. No. 1171 of 1958.	State of Bombay Vs. G. P. Thorat and Another.	Appeal against the judgment and order of the District Court, Thana, declaring levy of U. I. P. taxes by the ex-Mulund Municipality as invalid.	Appeal pending.
5	H.C.S.A. No. 1172 of 1958.	State of Bombay Vx. V. G. Vaze and Others.	Do. do.	Do.
6	H.C.S.A. No. 1173 of 1958.	State of Bombay Vs. C. P. Joshi and Others.	Do. do.	Do.
7	H.C.S.A. No. 1174 of 1958.	State of Bombay Vs. K. G Tambe and Another.	Do. do.	Do.
8	H.C.S.A. No. 1175 of 1958.	State of Bombay Vs. D. H. Tendulkar and Another.	Do. do.	Do.
8	H.C.S.A. No. 1175 of 1958.	State of Bombay Vs. D. H. Tendulkar and Another.	Do. do.	Do.
9	H.C.S.A. No. 1176 of 1958.	State of Bombay Vs. D. D. Manvatkar and Another.	Do. do.	Do.
10	H C. First Appeal No. 43 of 1958.	Gokaldas Naranji & Another Vs. M. C. & Another.	Appeal against the order of the C. C. C. Bombay holding that the piece of land in suit is a private street.	Do.
11	High Court Second Appeal No. 446 of 1959.	M. C. Vs. Jethalal D. Mody.	Against the decision of the Dist. Court Thana, declaring the ley of taxes by the Malad Municipality as invalid and void.	Do.
12	L.A. Ref. No. 27 of 1959.	S. L. A. O. and Mahomed Usman Haji Ismail and Others.	For recovery of arrears of property taxes	Reference pending.
13	H.C. Second A. Appeal No. 314 of 1959	M. C. Vs. Dayabhai M. Ajugia.	Against the decision of the District court Thana declearing the lay of taxes by the Malad Municipality as invalid and void.	Appeal is pending.
14	H.C. Second Appeal No. 348 of 1959.	Jethalal D. Mody Vs. M.C.	Do. do.	Do.
15	H.C.F. Appeal 347 of 1959.	Shri Murli Baldeo Vs. M.C.	Appeal against rateable value.	Apeal pending.
16	H.C. Mis. Petition No. 64 of 1960.	Sitaram Kajariwala Vs. The B.M.C. and Others.	For Issue of a Writ directing the Respondents ordering them to writhdraw notices dated 9-12-1958 and 6-1-60.	Petition pending.
17	H.C. Petition No. 50 of 1961.	Bombay Weaver's Co-operative Society Ltd. Vs. B.M.C.	For issue of Writ dire ting the Respondents to withdraw or cancel Notice dated 19th January 1961.	Petition withdrawn.
18	H. C. Petition No. 377 of 1960.	Durgadas Ramlal V/s. B.M.C. and Others.	For issue of a Writ directing the Respondent to cancel Notice dated 16th November 1960.	Do.
19	H. C. Petition No 407 of 1960.	Shivgopal B. Suhkla Vs. B.M.C.	For issue of a Writ directing the Respondents to cancel Notice dated 6th December 1960.	Do.
20	H. C. Petition No. 421 of 1960.	Ganpat Ladha Vs. B.M.C. and Others.	For issue of a Writ directing B.M.C. to withdraw order dated 10-10-1960.	Dismissed.
21	H. C. Petition No. 120 of 1961.	R. B. Sharma Vs. B.M.C.	For issue of a Writ directing the Respondents to withdraw Notice dated 8-4-1961.	Withdrawn.
22	H. C. Petition No. 67 of 1961.	K. L. Kanwara Vs. B.M.C.	For issue of a Writ directing the Respondents to withdraw Notice dated 14th December 1960.	Petition withdrawn.
23	High Court Petition No. 103 of 1961.	Kalyanji G. Bhagat Vs. Dr. Periyan and Others.	For issue of a Writ directing the Respondents to withdraw orders dated 9th August 1960 and 23rd March 1961.	Do.

Serial No.	Suit No.	Names of Parties.	Nature of Suit.	Remarks.
24	High Court Petition No. 78 of 1961.	Ramchandra Dhoindiba Bhandare Vs. Shri M. G. Pumputkar and Others.	For issue of a Writ directing the 1st Respondent to quash the order of a assignment of symbol "Elephant" to other Respondents at the Municipal General Elections of 1961.	Do.
25	High Court Civil Application No. 2326 of 1960. and H.C.F.A. 2360 of 1960.	Chunilal Chhaganlal Vs. The Municipal Corporation of Greater Bombay.	Appeal against the Judgment of the City Ciil Court, Bombay dismissing the suit filed by the Applicant for a declaration that structure bearing House No. 2, in Ward No. IV at Ghodbunder Road is not unauthorized.	Civil application disposed of Appeal pending.
26	High Court Special Civil Application No. 238 of 1961.	The Bombay Municipal Subordinate Staff Union and Another Vs. The Bombay Municipal Corporation and Others.	For setting aside the decislion of the Learned Industrial Trbunal regard-the alidity of orders issued by the Municipal Authorities in respect of service conditions.	Petition withdrawn. Notice No order as to costs.
27	High Court Suit No. 345 of 1960.	M. S. Bhumgara Vs. Bombay Municipal Corporation.	Suit for damages.	Suit pending.
28	High Court Suit No. 65 of 1961.	Messrs. National Building Craft Company, a Firm Vs. Bombay Municipal Corporation.	Suit for damages	Do.
29	High Court Second Appeal No. 1107 of 1960.	B. M. C. Vs. Ramdas Javerbhai.	Appeal against the decision of Dist. Court, Thana declaring levy of taxes by Kandivli Municipality as invalid.	Appeal pending.
30	High Court First Appeal No. 252 of 1961.	B.M.C. Vs. Gregory S.	Appeal against the dcecision of the Court, Bombay, reducing the rateable value of the premises in question to Rs. 25.	Do.
31	High Court Second Appeal No. 1023 of 1960.	B. M. C. Vs. Manibai Hathibhai Patel.	Appeal against the decision of the District Court, Thana declaring levy of taxes by Kandivil Municipality as invalid.	Appeal pending.
32	High Court Second Appeal No. 1332 of 1960.	B. M. C. Vs. Devchand Jethalal.	Appeal against the decision of the Dist. Court, Thana, declaring levy of taxes by Malad Municipality as invalid.	Do.
33	High Court First Appeal No. 163 of 1960.	Desai Jagdeo Vs. The Bombay Municipal Corporation.	Appeal against the judgement of City Civil Court, Bombay dismissing the Appellant's suit filed for a declaration that two notices dated 3rd May 1958 were illegal and not binding upon the plaintiff.	Appeal dismissed.
34	High Court First Appeal No. 162 of 1960.	Balvant Singh Bhutasingh Vs. The Bombay Municipal Corporation.	Appeal against the judgment of the City Civil Court, Bombay dismissing the Appellant's suit filed for a declaration thatt wo Notices dated 3rd May 1958 be declared illegal and not binding upon the plaintiff.	Do.
35	High Court Petition No. 140 of 1961.	Ramanlal P. Vyas Vs. The Municipal Corporation of Greater Bombay and Others.	Petition challenging the validity of Municipal General Elections held in the month of March 1961.	Petition pending.
36	High Court Suit No. 312 of 1960.	Messrs. Govindram Bros. (Private) Ltd., Vs. The Bombay Municipal Corporation and Others.	Suit filed challenging the assessment and levy of taxes by the former Malad Municipality.	Suit pending.
37	High Court Petition No. 364 of 1960.	B. R. Irani Vs. B. M. C. and Another.	Petition for issue of a writ directing the Respondents to withdraw the order refusing licence to the petitioner.	Petition withdrawn.
38	High Court Petition No. 137 of 1960.	S. G. Chavan Vs. B. M. C.	Petition for issue of a Writ restraining the Respondents from pulling down the shed in the compound of Moti Bhuwan.	Petition pending.
39	High Court Petition No. 238 of 1960.	S. G. Chavan Vs. B. M. C.	Do. do.	Do.
40	High Court Petition No. 146 of 1960.	S. G. Mohtta Vs. B. M. C.	Petition for issue of a Writ restraining the Respondents from assessing, levy ing or recovering water tax on the basis of rateable value.	Petition withdrawn.
41	High Court Petition No. 213 of 1960.	Narayan Premji Vs. B.M.C.	Petition for issue of a Writ directing the Respondents to grant to petitioners the ilcence to store gunny bags, etc., at DeLisle Road.	Petition dismissed.

Serial No.	Suit No.	Names of Parties.	Nature of Suit.	Remarks.
42	High Court Petition No. 273 of 1960.	Hasmukhrai & Co. Vs. B. T. Talim & Others.	Petition for issue of a writ the Respondents from restraining proceeding with the notice oted 19-7-1960.	Petition pending.
43	High Court Petition No. 274 of 1960.	Gujerat Alluminium Stores Vs. B. X. Talim & Others.	Do. do.	Do.
44	H C. Appeal No. 37/60 ...	B. M. C. Vs. S. G. Chavan & Others.	Appeal by the B. M. C. against the decree of the H.C. in suit No. 378/56.	Consent Decree Passed.
45	H.C.F.A. 148/60 ...	Mrs. Shantabai Mathuradas Thakkar Vs. B.M.C.	Appeal filed by the appellants agginst the judgments and order of the C. C. Court dismissing the suit of the appellants for a declaration that her dismissal from Municipal Service was malafide.	Appeal dism*i*ssed.
46	H.C.S.A. 1200/60 ...	Manilal M. Patel & Others Vs. State of Maharashtra & Another.	Appeal against the decree of the District Court, Thana declaring assessment and levy of taxes by Malad Municipalita as valid.	Appeal pending.
47	H.C.S.A. 1201/60 ...	Do. ...	Do. do. ...	Do.
48	H.C.S.A. 1121/60 ...	Badruddin Ismail Vs. B.M. C. & Another.	Do. do. ...	Do.
49	H.C.S.A 1122/60 ...	Saraswatibai Kisanlal Nevatia Vs. B.M.C. & Another.	Do. do. ...	Do.
50	H.C.S.A. 1123/60 ...	Jaymahadev S. Trivedi Vs. B. M. C. & Another.	D.k do. ...	Do.
51	H.C.S.A. 1061/60 ...	State of Maharashtra Vs. B. M. C. & Kalooram Sevaram.	Appeal against the judgment and order of the District Court, Thana declaring levy of U.I.P. taxes by the *ex*-Malad Municipality as invalid.	Do.
52	H.C.S.A. 1062/60 ...	State of Maharashtra Vs. B. M. C. Z Ramdas Jhaverbhai.	Appeal against the judgment and order of the District Court Thana decaring levy of U. I. P. Taxes by the *ex*-Kandivli Municipality as inavalid.	Do.
53	H.C.S.A. 1063/60 ...	State of Maharashtra Vs. B. M. C. & Manibhai Hathibhai.	Do. do. ...	Do.
54	H.C.S.A. 1064/60 ...	State of Maharashtra Vs. B. M. C. & Banoobai Ahmed.	Do. do. *ex*-Malad Municipality as invalid.	Do.
55	H.C.S.A. 1065/60 ...	State of Maharashtra Vs. B. M. C. & Jugalkishore Durgadatta.	Appeal against the judgment and order of the District Court, Thana declaring levy of U. I. P. taxes by the *ex*-Malad Municipality as invalid.	Appeal pending.
56	H.C.S.A. 1066/60 ...	State of Maharashtra Vs. B. M. C. & Vrajlal Maganlal.	Appeal against the judgment and order of the Dist. Cort, Thana, declaring levy of U. I. P. Taxes by the *ex*-Malad Municipality as invalid.	Do.
57	H.C.S.A. 1067/60 ...	State of Maharashtra Vs. B. M. C. & K. S. Shah.	Appeal against the judgment and order of the Dist. Court, Thana declaring levy of U. I. P. Taxes by the *ex*-Malad Municipality as invalid.	Do.
58	H.C.S.A. 1068/60 ...	State of Maharashtra Vs. B. M. C. & Smt. Saraswatibai Kisanlal.	Appeal against the judgment and order of the Dist. Court, Thana declaring levy of U. I. P. Taxes and by the *ex*-Kandivli Municiality as invalid.	Do.
59	H.C.S.A. 1069/60 ...	State of Maharashtra Vs. B. M. C. & D. K. Nevatia.	Appeal against the judgment and order of the Dist. Court, Thana deelaring levy of U. I. P. Taxes by the *ex*-Malad Municipality as invalid.	Do.
60	H.C.S.A. 1070/60 ...	State of Maharashtra Vs. B. M. C. & Jamnadas Haridas.	Appeal against the judgment and order of the Dist. Court, Thana declaring levy of U. I. P. Taxes by the *ex*-Malad Municipality as invalid.	Do.
61	H.C.S.A. 1071-60 ...	State of Maharashtra Vs. B. M. C. & Lakshmibai W/o Indralal Dovda.	Appeal against the judgment and order of the Dist. Court, Thana declaring levy of U. I. P. Taxes by the *ex*-Malad Municipality as invalid.	Do.
62	H.C.S.A. 1072/60 ...	State of Maharashtra Vs. B. M. C. & Dayalal Mulji Ajugia.	Appeal against the judgment and order of the Dist. Court, Thana declaring levy of U. I. P. Taxes and by the *ex*-Malad Municipality as invalid.	Do.
63	H.C.S.A. 1073/60 ...	State of Maharashtra Vs. B. M. C. & Manibhai Hathibai Patel.	Appeal against the judgment and order of the Dist. Court, Thana declaring levy of U. I. P. taxes and by the *ex*-Kandivali Municipality as invalid.	Do.

Serial No.	Suit No.	Names of Parties.	Nature of Suit.	Remarks.
64	H.C. Misc. Petition No. 166 of 1962.	Noor Mahomed Mahelbet-Khan & Another Vs. B. M. C.	Writ application restraining the Municipal contractor from seizing the dead animal and disposing them off.	Fixed for final hearing and disposal on 13-6-1962.
65	H. C. Misc. Petition No. 14 of 1962.	Himmatbhai Narbheram Vs. B. M. C.	Writ petition restraining the Municipal contractors from interferring with their business of removing carcasses of dead animals and disposing them off.	Do.
66	H. C. Misc. Petition No. 343 of 1961.	Shri Kartarsing Anand Vs. B. M. C.	Laying fees on Military Butchery at Kurla.	Pending.
67	H. C. Misc. Petition No. 30 of 1962.	H. K. Saklikar Vs. B.M.C.	Discontinuance of the licence granted to a factory for running motive power engine in connction with the polishing or mirrors.	Do.
68	H. C. Misc. Petition No. 91 of 1962.	Messrs. Kala Silk Factory Vs. B. M. C.	Demolition of the shelter and sheds under Section 351 of the B. M. C. Acts issued on National 'Velvet Factory.'	Do.
69	H. C. O. O. C. J. Company Petition No. 14 of 1962.	Messrs. Indian Vegetable Products Ltd.—Petitioners.	Amendment of Clause 3 of the Memorandum of Association allowed.	Disposed off.
70	H. C. Insolvency No. 34th of 1958.	Bhagwan abaji Palao—Insolvent.	Carrying on business as Film Producer in the name of Jagriti Studio and thereafter an actor.	Suspended for two years.
71	H. C. Insolvency No. 113 of 1954.	Estate—Messrs. T. M. Thakore & Co.—Insolvent.	Claim for licence fees of Rs. 30 recovery of.	Allowed to stand as preferential claim.
72	H. C. Insolvency No. 84 of 1959.	Estate B. L. Asthana—Insolvent.	Payment of taxes in respect of properties N Wards Nos. 1047, 1054, 1055, etc. claim of Rs. 4,932.	Reduced claim of Rs 3072.50 filed—pending
73	H. C. Appellate Civil Jurisdiction First Appeal No. 16 of 1962.	Mulla Jafefrghai Mulla Jivaji Vs. B. M. C.	Appeal filed by the party being aggrieved over the order of the Learned Judge of the S. C. Court in Ratable (Assessment) value Appeal No. 63 of 1960.	Pending.
74	H. C. Civil Revision Application No. 3 of 1962.	Shah Dessar Rana and Another Vs. B. M. C.	Appeal filed for being disposed from the suid lands.	Do.
75	H. C. Appellate Jurisdiction Second Appeal No. 12 of 1962.	Jamadarsingh—S/O Gokulsing Vs. B. M. C.	For holding that the appellant was in adverse possession of the suit property against the original vendor or against the respondent.	Do.
76	H. C. Misc. Petition No. 127aji of 1962.	Suleman Hausildar & Others Vs. B. M. C.	Regularizing the unauthorized construction for which notice under Section 351 of the B. M. C. Act is issued.	Do.
77	H. C. Misc. Petition No. 364 of 1960.	B. R. Irani Vs. M. G. Pimputkar & Another.	For a writ of Mandamus directing the respondents to for hear from refusing to grant the license to carry on the business of running the bakery.	Petition withdrawn.
78	H. C. Misc. Petition No. 286 of 1961.	Abdul Rehman Vs. M. G. Pimputkar & Another.	For a writ of Mandamus directing the respondent to cancel or wtihdraw the order of cancellation.	Consent order passed.
79	H. C. Misc. Petition No. 248 of 1961.	V. S. Karpe Vs. Bombay Municipal Corporation & Another.	For a declaration that the notices issued under Section 354 and 488 of the B. M. C. Act are illegal etc.	Petition withdrawn.
80	H. C. Misc. Petition No. 213 of 1961.	Messrs. Prabhodhan Bhujangilal & Co. Vs. M. G. Pimputkar & Others.	For issue of a Writ of Certiorari against the respondents to cancel the notice issued under Section 488.	Do.
81	H. C. Misc. Petition No. 315 of 1961.	Narani B. Advani Vs. Municipal Corporation.	To set aside the order of dismissal.	Pending.
82	H. C. Misc. Petition No. 388 of 1961.	Babubhai U. Kharwa Vs. Municipal Corporation.	For issue of a petition writ of certiorari to set aside the order of removal.	Petition pending.
83	H. C. Misc. Petition No. 373 of 1961.	Sayed Ismail Safavi Vs. Bombay Municipal Corporation & Others.	To restrain the Corporation from taking any steps in pursuance of the notice dated 13th November 1961.	Petition pending.

EDUCATION.

Education Officer.

Smt. Kapila T. Khandvala, B.A., B.T. (Bom.), M.A. (U.S.A.), continued to hold the office of the Education Officer, till 21st August 1961 on which day she retired after office hours and Smt. Madhuri R. Shah, B.A. (Hons.), M.Ed., Ph.D. (Bom), Ph. D. (London), Research Officer was appointed as Education Officer, from 22nd August 1961.

II—Municipal Schools, Pupils and Teachers.

Municipal Schools and Classes.

The number of Municipal Schools and Classes in Greater Bombay at the beginning and at the end of the year was as follows :—

	As on 31st March 1961.				As on 31st March 1962.			
	City.	Subs.	Extd. Subs.	Total.	City.	Subs.	Extd. Subs.	Total.
Schools ...	378	153	41	572	391	172	61	624
Classes ...	49	47	28	124	56	40	21	117
	427	200	69	696	447	212	82	741

The folloing changes took place in the number of schools and classes during the year under report :—

	City.	Subs.	Extd. Subs.	Total.
Number of Classes opened ...	4	6	10	20
Number of Schools opened ...	14	9	5	28
Number of Classes converted into Schools ...	3	10	15	28
Number of Schools converted into Classes ...	4	...	...	4
Number of Classes amalgamated ...	...	2	1	3
Number of Classes closed ...	...	1	1	2
Number of Classes taken over ...	2	...	...	2

On the principle of providing higher standards for 35 children or more in the City and Suburban Schools and 25 children or more in the outlying far away schools in the Suburban and Extended Suburban villages or in areas with village conditions, higher standards—16 of Std. V, 14 of Std. VI and 8 of Std. VII were opened during the year, thus providing facilities for Upper Primary Education.

The total number of Upper Primary (including Vocational) and Lower Primary Schools and Classes was 352 and 389 respectively as against 324 and 372 during the preceding year. The scheme of amalgamation of school and co-education introduced during the year 1949 with a view primarily to effecting economy and fostering feeling of fraternity among the pupils, worked smoothly and efficiently and the teachers and pupils worked in harmony and co-operation.

Pupils in Municipal Schools.

The total number of pupils on Rolls at the end of the year in Municipal Schools in Greater Bombay stood at 3,49,454 (2,38,866 in the City Schools, 84,904 in the Suburban Schools and 25,684 in the Extended Suburban Schools), as against 3,33,066 (2,35,180 City, 76,508 Suburbs and 21,370 Extended Suburbs) in the previous year. Thus there was a net increase of 16,388 pupils in the Municipal Schools. The number of pupils in the Lower Primary Classes was 2,61,686 (1,74,051 in the City, 67,325 in the Suburbs and 20,310 in the Extended Suburbs) and the number of pupils in Upper Primary Classes was 87,768 (64,815 in the City, 17,579 in the Suburbs and 5,374 in the Extended Suburbs). The highest number of pupils on Rolls in Municipal Schools was, however, 3,78,450 (2,60,487 in the City Schools, 91,268 in the Suburban Schools and 26,695 in the Extended Suburban Schools) at the end of August 1961. The number fell to 3,49,454 at the end of March 1962. The average attendance of pupils throughout the year was 3,11,937 as against 2,90,929 in the preceding year. A statement showing Municipal Schools and pupils is given in Appendix No. I.

Teachers in Municipal Schools.

The total number of teachers in Municipal Schools at the end of the last year was 8,403 out of whom 306 were special teachers. The number stood at 9,127 (with 324 Speieal Teachers) during the year under report. Out of 8,803 Orinary Teachers, 8,202 (*i.e.* 93.17 per cent.) were trained, as against 7,311 out of 8,097 (*i.e.* 90.29 per cent.) in the previous year. A statement showing the details of the number of trained, untrained, permanent and non-permanent Ordinary Teachers in Municipal Schools is given in Appendix No. II.

The requirements of teachers are assessed as per Class-room Formula, as adopted by the Education Committee.

Supervision of Municipal Schools.

The supervison of Municipal Schools continued to be attend to by the Education Officer, the Superintendents and the Subordinate Supervising Officers of the Department. The Supervising Officers paid Educational and Surprise Visits to the schools, inspected the lessons given by the teachers and also the School Records etc., and made useful suggestions to improve the tone of efficiency and discipline in Municipal Schools.

The new set up of school administration started last year, with the formation of Divisions and Beats in different localities in Greater Bombay worked well during the year under report.

Pupils' Progress.

As usual, the syllabus of studies was divided month by month for the guidance of teachers and for facilitating gradual completion of studies in time as per schedule. Teaching Aids on different subjects were supplied to the schools in order to make teaching more interesting and effective. Additional teaching Aids such as Maps, Charts and Models were also prepared by the teachers themselves. Hindi was continued to be taught in the Upper Primary Classes. Teachers' Diaries and Pupils' Progress Cards and Registers continued to be maintained as usual and parents were kept informed of the progress, conduct and attendance of their wards by forwarding to them the Progress Cards every month.

Double Promotion Examinations as per the Rules were conducted in August 1961 by the Inspectors of Municipal Schools.

Written Examinations of pupils of standards I to VII were held in the months of March and April 1962 by a Central Examination Board including representatives of the Municipal Teachers' Federation and the Municipal Head Teachers' Association, specially constituted for the purpose. Sub-Committees were appointed by the Board for the purpose of setting the Question Papers on the different subjects and the Sub-Committees forwarded to the Paper Setters selected questions from those received from the schools of different Zones. The examinations were conducted in the bigger schools and the Answers books were assessed by the selected teachers at fixed Centres under the supervision of the Supervising Officers. Standardwise Results of the Annual Examinations of Municipal Schools held in March and April 1962 are given in Appendix No. III. A Supplementary Examination will be held in June 1962 for the benefit of those pupils who could not appear at the previous Annual Examination due to circumstances beyond their control.

In all, 16,687 pupils from Municipal Schools appeared for the Primary School Certificate Examination, 1962 and of them 7,583 were successful.

The following factors, *inter alia*, hampered the progress of pupils in Municipal Schools:—

(1) Largeness of certain classes;

(2) Lack of suitable school buildings;

(3) Inadequate facilities to pupils to study at home;

(4) Economic conditions of the parents resulting in irregular attendance and long and continuous absence of pupils.

With a view to avoiding over-crowding in classes it was laid down that ordinarily a Class should not have more than 50 pupils to facilitate proper attention to pupils. However, in Schools with big-class-rooms the number of pupils in class sometimes reached a figure of 55-60 rendering the Class unwieldy and unmanageable for the Class Teacher. Consequently, the necessity of doing teaching work in detail by giving individual attention could not be ful-filled in some of the schools. On the other hand in schools housed in hired residential buldings, overcrowding on account of inadequate space was an impediment in the way of efficient instruction. In all, about 605 Municipal Schools and Classes were required to be run in two Sessions and more than two sessions for want of sufficient accommodation, and 4114 class-rooms were required to be used twice. This measure, though resorted to as a matter of necessity has been hampering instruction besides causing a lot of inconvenience to the pupils, teachers and the parents. A programme of construction of new school buildings which is being implemented on a large scale, would, it is hoped, improve the situation considerably in a few years.

As per the decision of the State Government teaching of English in Upper Primary Standards was introduced in our schools, since last year. Refresher Courses for the benefit of teachers teaching English language have been started during the year under report. The response to the Classes is encouraging.

The existing curriculum for Standards I to VII revised by the Government is being followed in the Municipal Schools.

Text Books.

As required under proviso of Section 62BB of the Bombay Municipal Corporation and City of Bombay Primary Education (Amendment) Act 1950, the same Text Books which were being used during the year under report in accordance with the directions of Government. Changes in the use of Text Books, wherever effected, were done with the sanction of Government as per the proviso of the above quoted Section of the Act.

Rahimtulla Currimbhoy Urdu Training Institute for Women.

The Rahimtulla Currimbhoy Urdu Training Institute for Women continued to function well as usual. The Institute coaches pupils for Junior Primary Teachers' Certificate—a two years course after passing P. S. C. Examination. There were 2 Divisions each of First Year and Second Year with 78 and 81 students respectively at the end of the year.

The teaching staff included a Head Mistress, five ordinary instructresses and six Instructors for Special Subjects like Sewing, Drawing, Hindi, Gujarati etc. The Head Mistress of the Institute was taken up as an inspectress of Urdu Schools and one of the Instructors was appointed as a Head of the Institute during the year under report.

Community Life activities were carried on with enthusiasm. Various extra-curricular activities such as celebration of National Festivals, organising 'one-day canteen' by pupils, Community Lunch, etc., were carried out smoothly. As an out-side activity, a short camp of trainees was organised at Nasik. Excursions and Picnics were also arranged to places of historical and cultural importance.

At the Annual Examination of 1962, all 78 trainees from 1st Year Class were promoted to 2nd Year Class while out of 81 trainees of 2nd Year; 61 (*i.e.* 75.3 per cent.) were successful at the P. T. C. Examinaton, held by the Government.

Municipal Urdu Teachers' Training Class. (One year Course).

Municipal Urdu Teachers' Training Class which was started in July 1958, continued to function as usual. During the year under report there were 39 trainees in the Class

The teaching staff included one Head Master, four Ordinary teachers and two Special Craft teachers.

All 39 trainees in the Class, appeared for the P. T. C. Examination held by Government were successful. All other activities were carried on successfully.

The Gujarati Teachers' Training Class, which was started in July 1958, was discontinued from June 1961.

Loan Scholarships

An amount of Rs. 75 per month was given as Loan Scholarship to each of the Municipal teachers, who under-went training at the Municipal Training Class. Those of the Municipal teachers who joined other training colleges were also given similar loan scholarships on their requests.

Fees, Freeships and Fund Prizes.

The amount of interest accrued on various Trusts and Endowment Funds was distributed among the eligible pupils in accordance with the terms and conditions of the respective Trusts.

Equipment and Furniture.

The progress towards the replacement of old type of furniture and the adequate supply of equipment and teaching aids and materials continued as usual during the year under report. Furniture articles, etc., worth about Rs. 8,50,000 were supplied to the schools during the year under report.

School Buildings.

The number of Municipal owned school buildings at the beginning of the year was 115 out of which 42 were in the City, 46 in the Suburbs and 27 in the Extended Suburbs. 11 new school buildings were built during the year under report. Thus, the number of Municipal owned school buildings rose to 126 (46 in the City, 50 in the Suburbs and 30 in the Extended Suburbs). The construction of school buildings at the following places are under construction :

(*i*) Bhuleshwar, (*ii*) Nana Chowk, (*iii*) Tardeo, (*iv*) Parel Tank Road, (*v*) Lower Parel, (*vi*) Shinde Wadi, Naigaum, (*vii*) Junction of Moreland Road and Mohemedan Street, Byculla and (*viii*) Woollen Mill Lane, Dadar.

Extension of fourteen school buildings is in progress. Seven plots have been acquired for the purpose of construction of school buildings. 262 Schools (including Classes) were housed in the Municial owned school buildings. 464 schools (including Classes) were accommodated in rented buildings, which were originally meant for residential purpose and thus continued to be a handicap, more so, for want of proper and timely repairs which the landlords are rather reluctant to carry out. 15 schools were housed in rent free buildings. While the number of pupils in Municipal Schools has been increasing from year to year, it has become practically impossible to acquire additional accommodation except by way of constructing new school buildings or extending existing ones. Alive to this problem, the Department is making a steady and planned progress towards the construction of new school buildings, extension of the existing ones as stated aobve and the acquisition of private plots and structures wherever possible.

III.—Municipal Aided and Recognised Schools

Aided Schools and pupils in them.

On 1st April 1961, there were in all 343 Municipal Aided Schools out of which 228 were in the City, 73 in the Suburbs and 42 in the Extended Suburbs. Following changes took place in the number of schools during the period under report :—

		City.	Suburbs.	Ext. Subs.
(1) Transferred from the list of Un-aided Schools	...	3	5	2
(2) Transferred to the list of Un-aided Schools	...	1	1	...
(3) Amalgamated with another Schools	...	1	...	...
(4) Registration withdrawn	...	1	...	...
(5) Closed down	...	1	...	...

Thus on 31st March 1962, the number of aided schools was 348 (227 in City, 77 Suburbs and 44 Extended Suburbs).

The number of pupils in Aided Schools in the City, Suburbs and Extended Suburbs increased during the year under review from 1,00,402 to 1,04,595 as per details given in Appendix No. IV. The average number of pupils on Rolls in Aided Schools during the year was, 1,04,574 as against 99,625 in the the previos year, the average daily attendance being 95,319 (*i.e.* 91 per cent.) as against 90,498 (*i.e.* 91 per cent.) of the previous year.

Teachers in Aided Schools.

The total number of teachers in Aided Schools as on 31st March 1961 was as follows:—

		City.	Suburbs.	Extd. Subs.	Total.
Ordinary Teachers	...	1,866	718	381	2,965
Special Teachers	...	366	111	40	517
Total	...	2,232	829	421	3,482

Out of 2,965 Ordinary Teachers, 1,860 were trained and 1,105 were untrained as against 2,789 Ordinary Teachers in the preceding year, out of whom 1,930 were trained and 859 were untrained. The percentage of Ordinary Trained Teachers in Aided Schools to the total number of Ordinary Teachers worked out to 60-.26 per cent. which compared unfavourably with the percentage of trained teachers in Municipal teachers which is 93.17 per cent.

Inpecting Staff of the Aided Schools.

The Superintendent, Aided Schools, was assisted in his work by an Assistant Superintendent and six Inspecting Officers. Educational work of the Aided Schools was observed, checked and guided by surprise visits, inspection visits, etc., by the Inspecting Officers. Their registers and records were checked by the clerical staff of the Aided Section. Some of the Officers of the other Sections also assisted the Superintendent, Aided Schools, in his work of Annual Educacational Inspection of the Aided Schools.

Grants of Aided Schools.

The Power of administering grants to Aided Schools vests in the Corporation under Section 62. C(3) of the Bombay Municipal Corporation Act. The rate of the maximum admissible expenditure per pupil per annum in respect of the Aided Schools is Rs. 50. The total amounts of grants assessed as per rules in favour of the Aided Schools for the year under report amounted to Rs. 9,38,523 for the City Schools, Rs. 3,72,899 for Suburban Schools and Rs. 1,67,896 for Extended Suburban Schools as against the corresponding figures of Rs. 9,13,897, Rs. 3,45,921 and Rs.1,51,744 respectively of the previous year. As the provision of amount in the Budget (Rs. 6 lakhs for City Subs.and Rs. Fifty thousand for Extended Suburbs) fell short of the amounts assessed, cuts to grants assessed, in favour of certain schools were applied on the basis of their income from fees, admissible expenditure and the total expenditure, etc., of the schools concerned. Wherever the income of fees exceeded the mean of the total expenditure and the full admissible expenditure, only token grants at 10 per cent. of the assessed grants were paid to the schools. The amounts of grants to be paid to Aided School s is Rs. 5,29,846 for City and Suburbs and Rs. 74,772 for Extended Suburbs *vide* E.C. R, No. 645 of 9-3-1962 and C. R. No. 2101 of 15-3-1962, which will be paid to the schools from the Renewed Grants for 1962-63. As the grant provided for Extended Suburban Schools fell short of the amount proposed by Rs. 24,772 the defieit was proposed to be met from savings from City-Suburban Budget provision for 1961-62.

The grant was not Assessed in case of two schools mentioned below for the reasons given against those schools:—

Name of School.	Reasons.
(1) Shishu Vidyalaya, Goregaon	... Account not submitted by the School.
(2) Shishu Vikas Mandir, Borivali	... Accounts not submitted by the school.

Expenditure incurred by Aided Schools and the cost per pupil.

The total expenditure incurred by the Aided Schools and the average cost per pupil to the Corporation by way of grants for the year 1961-62 with comparative figures of the previous years are given in Appendix No. V.

General conditions of Aided Schools and Service Conditions of Teachers.

Several grievances were received from teachers against the school managements during the year under report. These were attended to by the Inspecting Officers and the Incharge Superintendent. In the absence of any definite rules governing in service conditions of teachers in the Grant-in-Aid Code, it is found difficult to prevail upon the Managements to settle disputes early. However, persuasive methods were applied and in most of the cases the school authorities settled the complaints of their teachers amicably.

A revised draft Grant-in-Aid Code, which was finalised by the Education Committee and the Corporation will be put into force after the sanction of the State Goverment, which is awaited.

Unaided and Recognised Schools.

Besides the Aided Schools, there were 122 other schools (80 in the City, 22 in the Suburbs and 20 in the Extended Suburbs) which were recognised but which did not receive Aid from the Corporation. About 942 teachers (695 in the City, 138 in the Suburbs and 109 in Ext. Suburbs) were working in these schools imparting education to about 23,908 pupils (16,920 in the City, 3,934 in the Suburbs and 3,054 in the Extended Suburbs).

IV.—Vocational Education.

Vocational Schools and their progress.

The Municipal Vocational Upper Primary Schools which prepare pupils for the Primary Schools Certificate Examination continued to function satisfactorily during the year under report. The Director of Technical Education has agreed to grant recognition to the Municipal Printing Class at Foras Road, provided arrangements are made in the Class for teaching III Year Typography Course. There were 23 Vocational Classes in 11 Vocational Schools during the year under report. Out of these, 10 taught Carpentry, 5 Tailoring, 2 Clay Modelling and 1 each Signboard Painting, Clock Repairing, Book Binding, Toy Making, Carpet Weaving and Printing.

Instruction in Weaving and Cardboard Modelling is also given in some Classes of the Lower Primary Schools in the Suburbs.

The Exhibition of Sewing Work and Handicrafts articles held in the month of April 1962 was opened at the hands of Shri V. V. Joshi, Deputy Municipal Commissioner (Labour).

V.—Physical Education.

Curriculum and Activities.

The Government Syllabus in Physical Education for Lower Primary and Upper Primary Schools in the State continued to be followed in Municipal Schools this year also with suitable modifica ions to suit local conditions which are he direct reult of shor age of open spacs and playgrounds adjoining the schools. Five periods per week for Standards I to IV and three periods per week for Standards V to VII were assigned for Physical Education. Pupils of Standards V to VII of Vocational Schools, who had to learn Crafts were exempted from Physical Education as they had to put in strenuous work during he periods of Crafts learning. Separate time-tables were continued to be maintained in schools for Physical Education and the Senior Supervisor, Physical Instruction assisted by other 8 Officers of the Department, guided the teachers in efficeintly impar ing Physical Education in schools by paying frequent visits.

Appendix No. VI gives the information regarding Physical Education in Municipal Schools.

Following were the main activities of the Physical Education Section during the year under report :—

(i) Mass Drill Displays

This year 4 Mass Drill Displays—two of the City Schools and one each of the Suburban and Extended Suburban Schools were organised during the year under report. Mass Drill Display at Borivali was held under the Presidentship of Shri G. M. Pendse, Municipal Councillor, on 9th December 1961 wherein about 800 pupils from 10 schools took part. Display at Chembur was held on 14th December 1961 under the Presidentship of Shri S. Pawri, Principal, Aminchand Multipurpose High School, wherein about 1,200 pupils from 15 schools participated. Display at Worli was held on 15th December 1961 under the Presidentship of Shri Mahadeshwar, Municipal Councillor, wherein about 1250 pupils from 6 schools took part and the Display at Gilder Tank was held on 17th January 1962 under the Presidentship of Shri Rege, Superintendent, Balmohan Vidya Mandir of Dadar, wherein about 600 pupils from 8 schools took part.

The Displays among other items, included Swagat Geet, March Past, Exercise, etc., and the distinguished guests expressed their satisfaction at the discipline displayed by the children of Municipal Schools.

(ii) Annual Sports

The Sports Competitions of the pupils of Municipal Schools of all Sides were held in common in the months of January—February 1962 at 36 Centres—23 in the City, 9 in the Suburbs and 4 in the Extnded Suburbs. Final Sports were held at St. Xavier's College Gymkhana Grounds on 26-2-1962. The Prize Distribution Ceremony of the Annual Sports was held on 26th February 1962 at St. Xavier's College Stadium under the Presidentship of Smt. Madhuri R. Shah Education Officer. The function was attended by distinguished people, Municpal Officers and Corporators. This year championship cups were won by the following schools :—

(1) Dr. Khurshedji J. J. Byramji Cup	...	Vile Parle Marathi School No. 1.
(2) Jal Engineer Cup	...	Sion Upper Primary Marathi School.
(3) Mirchandani Cup	...	West Khetwadi Upper Primary Mar. School.
(4) Smt. Malandkar Cup (for Boys)	...	R. C. Mahim Urdu School.
(5) Smt. Malandkar Cup (for Girls)	...	Dadar Parsi Colony U. P. Mar. School.

(iii) Physical Training Class :

Physical Training Class was conducted this year at the Gilder Tank to train teachers in Physical Education from November 1961 to March 1962. The whole syllabus of Physical Education was covered during the course. The trainees weere examined in theory and practicals and certificates were given to the successful trainees 81 teachers took the benefit of this training class. One day Camp of trainees was arranged at Kandivli in order to acquaint the trainees with technicrue of organising camps, picnis, etc., for school children. A demonstration of Physical activities in the class, was arranged at the time of Annual Scout—Guide Rally held on 16th March 1962.

(iv) 'Bal Din' (Children's Day) :

14th November is celebrated as 'Bal Din' all over the country. On a request being made by the State Government to give an item of Mass Demonstration on this occasion, a demonstration was organised on St. Xavier's College Gymkhana Grounds on November 14, 1961 wherein 2,000 Municipal school children took part.

VI.—Scout and Guide Movement.

Boy Scouts and Girl Guides.

The Boy Scout and Girl Guide Movements continued to flourish in Municipal schools as usual Shri M. V. Donde, B. A., M.L.C. and Smt. K. Khandvala, continued to hold the offices of the Assistant State Commissioner (Scouts) and Assistant State Commissioner (Guides) respectively, during the year. Dr. N. N. Shah, held the office of the District Commissioner (Scouts), North while Smt. Khadija Shuffi Tyabji continued to hold the office of District Commissioner (Guides) for South. The posts of District Commissioners (Scouts and Guides) South and North are lying vacant.

The number of Scout Troops and Cub-packs at the end of the year was 150 and 30 respectively and that of the Scouts and Cubs was 4,000 and 900 respectively. The number of Girl Guides Companies and Flocks at the end of the year was 79 and 134 respectively. The number of Guides and Bulbuls in them was 1,896 and 3,216 respectively.

The activities of both the movements continued to be carried on as usual.

Following are some of the important activities carried on during the year :—

(i) Scout-Guide Week :

The Seventh Scout Guide Week was celebrated from 26-11-1961 to 30-11-1961. One Cultural item of "Bharat Darshan" was presented by the Municipal Scouts and Guides, which was appreciated by all. Our Scouts and Guides particpated in "Khari Kamai" and they collected Rs. 700 in one day.

(ii) Scout-Guide Rally.

The Fifth Rally of the Maharashtra State Bharat Scouts and Guides was held from 2 to 4-11-1961 at Nagpur. 20 Scouts and Guides from Municipal Division participated in the Rally, who gave a good account of their performance.

(iii) Patrol Leaders' Training Camp for Scouts and Guides :

Patrol Leaders' Training Camps for Scouts and Guides were organised at Aarey Colony Camping Ground from 24th December 1961 to 1st January 1962. 120 Scouts and 120 Guides were selected from different troops and companies. Training upto IInd Class in Scouting and Guiding was given in the Camp.

(iv) Annual Sports :

Annual Sports of the Scouts and Guides were held at two Centres at Gilder Tank and Shivaji Park. The winners in the Sport Competitions were awarded prizes at the time of the Annual Scout Guide Rally. About 6,000 Scouts and Guides participated in the sport competitions.

The names of Schools winning Shields and Cups in the sports competitions are given in Appendix No. VII.

(v) Scout-Guide Rally :

The Annual Scout-Guide Rally was held on 16th March 1962 at Gilder Tank Playgrounds, under the Presidentship of Dr. A. U. Shaikh, the Municipal Commissioner. Nearly 5,000 to 6,000 Scouts and Guides attended the Rally. The cultural item of "Vishwa Bandhutwa" and some Scouty items were presented at the time of Rally.

VII.—Finance.

Education Fund Budget

The principal sources of income of the Primary Education Department are (1) five times the actual net realisations of the Corporation in the preceding year under the Head of General Tax (including arrears and payments in advance) divided by the rate fixed for the General Tax for the said financial year, (*ii*) Government Grants towards Primary Education (*iii*) Education Cess and (*iv*) Other Miscellaneous Receipts. The Budget Estimates of the Education Fund for 1961-62 were prepared and submitted by the Municipal Commissioner to the Education Committee in the month of November 1960 as required under Section 126C of the Bombay Municipal Corporation Act. The income for the yearr 1960-61 was estimated at Rs. 2,89,43,655 and the expenditure was placed at Rs. 2,95,61,544 showing a deficit of Rs. 5,97,889. On scrutiny of the Budget Estimates by the Education Committee and further by the Standing Committee of the Corporation, the Corporation adopted the Budget Estimates in resepct of Budget 'E' for the year 1961-62 as follows :—

Income.	Expenditure.	Estimated opening balance.	Estimated closing balance.
Rs.	Rs.	Rs.	Rs.
3,02,83,655	2,98,22,475	51,000	5,12,180

The Opening Balance as on 1-4-1961 was Rs. 26,47,539.

Income and Expenditure.

The details regarding the Municipal Grants, Government Grants and other Miscellaneous Receipts are as follows :—

	Municipal Grants.	Government Grants.	Education Cess.	Other Misc. Receipts.
	Rs.	Rs.	Rs.	Rs.
City-Suburbs ...	2,05,18,606	45,76,660	44,44,488	6,67,025
Extended Suburbs ...	7,83,924	2,50,000	2,62,525	350
Total ...	2,13,02,530	48,26,660	47,07,013	6,67,375

The total expenditure for the year including offices, amounted to Rs. 2,83,69,009. The closing Balance on 31-3-1962, after increase of Rs. 43,834, for Reneued Grants stood at Rs. 57,38,274.

Government Grant on Cost of Primary Education and average cost per pupil.

The Grant paid by Government to the Corporation towards the cost of Primary Education amounted to Rs. 48,26,660 including the amount of Rs. 2,50,000 for Extended Suburban Schools. The statement showing the average cost per pupil is given in Appendix No. VIII.

VIII.—Research Unit.

Smt. Madhuri R. Shah, B.A. (Hons.), M.Ed., Ph. D. (Bombay), Ph. D. (London) was in charge of the Research Unit upto 21st August 1961. Smt. V. M. Nadkarni, B.A., B.T., D.E. (Bombay, M.Sc., (Education) (California) was in charge of the same from 26th February 1962 upto the end of the year.

The Research Officer carried out the following studies during the year.—

(1) A longitudinal study of wastage and stagnation was continued. In this study an effort is made to determine the extend of wastage and stagnation in Primary Schools, the reasons for such wastage antd stagnation, the relation, if any, between stagnation and wastage, their relation to the age of children, the subjects in which the children commonly fail, the reasons thereof and other similar aspects of the problem which arise in the course of the investigation. The study covers the progress of about 6,000 children enrolled in Standard I in different years between 1950 to 1958. The children were to be followed up for periods varying from four to eight years, about 3,000 of whom have been traced and followed up. Seven groups were selected for the purpose.

A random stratified sample of 16 schools was selected for study. The sample includes 3,578 Marathi, 1093 Gujarati, 844 Hindi and 669 Urdu speaking children. The investigation which is going to be continued, will study details like causes of failure, ways of minimising stagnation by suggesting changes in the curriculum teaching methods, training of teachers and other allied problems.

(2) The programme of Intelligence Testing in the selection and recruitment of teachers was continued during the year under review. The test was found to be highly reliable as the correlation between the performance of teachers on the test and their teaching efficiency as judged from the ratings of the superivsory staff and officers of the Research Unit was appreciably high.

(3) The Research Advisory Committee recommended that the further study of a sample of about 1,200 children studying in short and double sessions on Marathi and Gujarati sides in Std. I should be undertaken with a view to comparing the results with the previous study. A random sampling of about 2,600 children studing in 63 divisions in 20 schools was selected for study. The study was concentrated on three areas of learning, *viz.*, (*i*) Reading and Comprehension, (*ii*) Writing, (*iii*) Arithmetic. The study has been completed and the analysis of various factors like duration of teaching time, teacher-pupil ratio, part of the day when the schools meet had led to several far reaching conclusions.

(4) The pamphlets on "Teaching Standard I" and 'The teaching of Composition' in Hindi, Urdu Marathi and Gujarati have been prepared for publication and distribution to schools.

(5) The Research Advisory Committee has approved the following projects which are under study. It is agreed that they should be continued for the year 1962-63 :—

(*i*) Longitudinal study of wastage and stagnation.
(*ii*) Experiments in teaching in selected experimental schools.
(*iii*) Progressive introduction of activity methods in Teaching Standard I and Standard II.
(*iv*) Study designed to raise the standard of acheivement at different levels. The investigation is based on the critical study of examination by re-assessment of answer papers.

Besides the above, the following new projects have also been recommended for study :—

(*a*) Study designed to minimize the extent of failures in Standards I, II and III by evolving more effective methods of teaching and by starting parallel classes for children who fail.

(*b*) An experiment to study the reading habits and reading interests of children.

(*c*) Preparation of graded assignments in Arithmetic for children in Standards II and III.

IX.—General

The School Health Service.

The School Health Service under the Executive Health Officer of the Corporation for the benefit of Municipal Primary Schools continued to operate as usual. Medical Inspection of the children in the City Schools reading in Standards I and III as well as those from Standards II and IV who had not been examined during the previous year was taken during the year, besides the medical examination of special cases presented by the par ents and teachers. Medical Examination of the pupils in Standars II and IV in the Suburbs and Extended Suburban Schools was taken up with a view to clear up arrears of 1959-60 and of 1960-61.

In all 39,221 pupils in the City, 11,229 in the Suburbs and 6,465 in the Extended Suburbs were examined during the year under report, out of whom 31,584 children in the City, 8,054 in the Suburbs and 5,364 in Extended Suburbs were found to be suffering from one defect or the other. Amonst the common defects noticed, general debility and defects of teeth, mouth, throat and enlarged lymphatic glands were predominent. The defects noticed were communicated to the guardians of pupils. With the consent of the guardians, about 14,540 pupils (City) were treated at the School clinic at K. E. M. Hospital, Nair Hospital and other Municipal Dispensaries. 1100 children were referred to the Honoraries of the Out-Patient Department of the K. E. M. Hospital for expert opinion. 183 cases of tonsilities were operated upon at School Clinic and 3 cases of dog bite were treated. 555 children with minor defects were treated in the Schools by school medical Officers. The clinical treatment to pupils in Suburbs was given at K.B. Bhabha Hospitals, Bandra and Kurla and at Lokamanya Tilak Hospital, Sion. Pupils with communicable diseases were promptly detected and prevented from attending schools during the period of infectivity, while minor ailments of Extended Suburban pupils were treated at the Municipal Dispensaries. 74,708 pupils in City, 11,266 in the Suburbs and 4,349 in Extended Suburbs were vaccinated against small pox. 16,223 children from private and Aided Schools in the City, 2,045 from Suburbs and 2,775 from Extended Suburbs also got vaccinated by the Medical Officers. Inoculations against Typhoid, Diptheria, etc., were done. 249 pupils suspected to be suffering from T. B. were got screened and given free advantage for treatment at the various Municipal T. B. Clinics, 14 of them were disallowed from attending schools.

855 Health talks to children in City Schools, 66 to children in Suburban Schools and 69 to children in Extended Suburban Schools on the subject of simple and personal hygiene were given by the School Health Officers and Nurses in order to inculcate healthy habits amongst the children. 1504 domiciliary visits and 759 re-visits to ailing children in City Schools, 946 visits and 31 re-visits and 449 visits and 10 re-visits in Suburbs and Extended Suburban schools were paid by the School Health Nurses to guide the parents as regards their care and diet.

About 210 City children with errors of refraction were supplied with speactacles free of charges. Pupils suffering from Leprosy were disallowed from attending the schools after they were medically examined. Certified undernourished children were continued to be given 6 oz. toned pasteurised milk in a sealed bottle.

Free supply of powdered milk to the pupils of Standards I and II of Colaba group of schools from Lion's Club of Bombay was continued this year also. The scheme to study the effectiveness of free supply of milk and snacks, in Municipal Schools is in progress.

Municipal Teachers' Library.

The total number of books at the end of the year was 21,091 as against 20,936 in the previous year. The total number of magazines and priodicals subscribed was 57. The total number of books issued was 9,730 showing an average of 33 books per day. List of additions of new books continued to be circulated to all Municipal Schools with a view to keeping the teaching staff informed of the latest additions to the Library .127 new members were enrolled during the year under report.

Gratis use of School premises.

The use of Municipal school premises for running Government Milk Centres and for conducting Social Education Classes, Hindi Classes, Night Schools, etc., under the auspices of Educational and Social Welfare Institutions was continued to be allowed gratis or at nominal fees outside regular school hours on prescribed conditions with the consent of the landlords of the buildings concerned.

Extra Curricular Activities.

Extra curricular activities in Municipal Schools continued to receive active attention of this Department as an essential and important aspect of Primary Education, necessary for inculcating the qualities of social service, patriotism and good citizenship amongst the pupils. The following were some of the main extra-curricular activites conducted during the the year under report in the Municipal Schools.

(A) **Educational Film Shows :** Educational Film Shows on different educational and general topic were shown to the pupils of Municipal Schools in Co-opertion with the Public Relation Officer, Bombay Municipal Corporation. Bombay State Women's Council had arranged film shows during the vacation and holidays at nominal rates and a good number of Municipal school children took advantage of the same. The United State Information Service had also arranged educational film shows at USIS auditorium for the benefit of Officers and teachers.

(B) **Sharad Utsav (Autumn Festival) :** The Sharad Utsav (Autumn Festival) which has become a regular annual feature for the Municipal Schools, was celebrated this year at 18 Centres—12 in the City, 4 in the Suburbs and 2 in the Extended Suburbs in the month of October 1961. Each function was presided over by some prominent personality in the City, Municipal Councillor or Educationist.

The Central Sharad Utsav Function in North was held at the Damodar Hall, Parel on Wednesday, the 18th October 1961 and was presided over by Shri D. S. Desai, B.A., LL.B., Minister for Education, Govmernent of Maharashtra.

The Central Sharad Utsav Function in South was held at Bharatiya Vidya Bhavan, Chowpatty on Friday the 20th October 1961 at 9 A.M. and was presided over by Shri V. B. Worlikar, Mayor of Bombay.

The Central Sharad Utsav Function at Suburbs and Extended Suburbs was held at the Sacred Heart High School, Santacruz on Friday, the 20th October 1961 at 6 P.M. under the Presidentship of Lt. Col. J. D. Kothawala, Sheriff of Bombay.

At these three fuctions best items of cultural programmes from different Centres were presented.

Silver Shields were given to the best and cleanest schools in different Wards at the time of these Central Functions.

The cultural items at various group functions included folk songs and dances, dramatic skits, action songs, simple dance ballets, etc. These programmes were highly appreciated by the audience as the children performed and acted with great enthusiasm, skill and poise. The exhibition of educational charts and aids at Sandhurst Road, Madanpura, Parel and Bandra Centres was also appreciated by all those who paid visits and took keen interest in the topics.

(C) **School Anniversaires:** School Anniversaries, Dassara Festival, Independence Day and Republic Day were celebrated in a number of Municipal Schools, when special invitations were given to parents so as to bring them in closer contact with the teachers and with a view to getting better co-operation from them. Lectures, Elocution Competitions and Variety Entertainments were arranged on these occasions.

(D) **Democracy in Schools and Model Schools.:** Class Panchayats (Prefect Courts) and School Parliaments were introduced in a number of schools with a view to inculcating a sense of discipline and self-government amongst the pupils, distribution of classes into groups and formation of houses and societies was encouraged in a number of schools. In the Societies and groups, pupils co-operatively celebrated the functions, edited manuscript magazines, recited poems, narrated tales, pursued their own hobbies and interests.

(E) **Excursions :** Excursions by pupils and teachers of Municipal School s to places of educational and historical importance continued to receive due encouragement of the Department. Pupils of Municipal Schools continued to pay visits to Bal Bhavan on fixed dates according to a planned programme during the year.

Staff Meetings.

Meetings of the Supervisory Officers of the Department continued to be held during the year under report under the Chairmanship of the Education Officer for discussing improvements in Municipal Schools and problems of day-to-day administration. Sub-Committees of Officers were formed for discussing special problems of education or administration and evolving comon rules and procedure. The Education Officer granted monthly interviews to the representatives of the Municipal Teachers' Federation with a view to equainting herself with the problems and difficulties of the employees concerned and helping in solving the same wherever possible.

MADHURI SHAH,
Education Officer.

APPENDIX No. 1

Municipal Schools and Pupils

Class of Schools	Number on 31st March 1961		Number on 31st March 1962	
	Schools	Pupils	Schools	Pupils
City				
Marathi ...	162+1 Class	1,50,556	177	1,53,241
Gujarati ...	69+9 Classes	34,417	70+10 Classes	34,324
Urdu ...	78+11 ,,	30,022	78+11 ,,	29,991
Hindi ...	32+2 ,,	10,935	33+3 ,,	11,175
Tamil ...	7+7 ,,	1,650	6+7 ,,	1,842
Malayalam ..	2 ,,	48	3 ,,	100
Telugu ..	7+3 ,,	1,735	7+3 ,,	2,058
Kannad ..	11+10 ,,	2,624	10+12 ,,	2,878
English Primary ...	6+1 Class	2,294	7+2 ,,	2,447
Sindhi ...	5+3 Classes	889	3+5 ,,	810
Total ...	378+49 Classes	2,35,180	391+56 Classes	2,38,866
Suburbs				
Marathi ...	61+4 Classes	43,913	69+2 Classes	48,694
Gujarati ...	35+4 ,,	14,759	37+4 ,,	15,679
Urdu ...	27+7 ,,	8,473	30+6 ,,	9,755
Hindi ...	22+3 ,,	5,527	22+3 ,,	6,291
Tamil ...	2+9 ,,	816	2+11 ,,	882
Malayalam. ...	3 ,,	110	1+2 ,,	239
Telugu ...	4 ,,	226	1+3 ,,	340
Kannad ...	2+10 ,,	988	6+7 ,,	1,350
Sindhi ...	4+3 ,,	1,696	4+2 ,,	1,674
Total ...	153+47 Classes	76,508	172+40 Classes	84,904
Extended Suburbs				
Marathi ...	21+16 Classes	11,555	36+2 Classes	13,359
Gujarati ...	12	6,435	13+3 ,,	7,918
Urdu ...	4 Classes,	447	3+6 ,,	1,038
Hindi ...	4+2 ,,	1,448	4+3 ,,	1,741
Tamil ...	1+3 ,,	414	1+4 ,,	469
Malayalam ...	1 Class	50	1 Class	73
Kannad ...	1 ,,	73	1 ,,	81
Sindhi ...	3+1 ,,	956	4 Classes	955
Telugu ...	...		1 Class	50
Total ...	41+28 Classes	21,378	61+21 Classes	25,684
Grand Total ...	572+124 Classes	3,33,066	624+117 Classes	3,49,454

APPENDIX No. II

Statement showing the number of Trained, Untrained, Permanent and Non-Permanent Ordinary Teachers in Municipal Schools according to Sides—1961-62.

Class of Schools.	Trained.		Untrained.		Total.		Grand Total
	Permanent.	Non-permanent.	Permanent.	Non-permanent.	Permanent.	Non-permanent.	
City							
Marathi ...	3,096	585	76	...	3,172	585	3,757
Gujarati ...	781	108	41	...	822	108	930
Urdu ...	581	65	114	82	695	147	842
Hindi ...	252	34	22	16	274	50	324
Tamil ...	32	16	3	2	35	18	53
Malayalam ...	1	3	...	...	1	3	4
Telugu ...	23	10	6	7	29	17	46
Kannad ...	41	23	8	1	49	24	73
English Primary ...	34	3	22	6	56	9	65
Sindhi ...	21	...	2	2	23	2	25
Total ...	4,862	847	294	116	5,156	963	6,119
Suburbs							
Marathi ...	847	286	18	...	865	286	1,151
Gujarati ...	353	48	10	...	363	48	411
Urdu ...	66	29	41	43	107	72	179
Hindi ...	135	22	11	12	146	34	180
Tamil ...	20	3	...	1	20	4	24
Malayalam ...	2	6	...	...	2	6	8
Telugu ...	6	3	...	...	6	3	9
Kannad ...	24	9	...	...	24	9	33
Sindhi ...	24	1	9	11	33	12	45
Total ...	1,477	407	89	67	1,566	474	2,040
Extended Suburbs							
Marathi ...	300	36	4	...	304	36	340
Gujarati ...	167	26	5	...	172	26	198
Urdu ...	10	4	2	2	12	6	18
Hindi ...	30	4	5	5	35	9	44
Tamil ...	10	5	1	1	11	6	17
Malayalam ...	1	...	...	...	1	...	1
Telugu ...	1	...	...	..	1	...	1
Kannad ...	2	...	...	...	2	...	2
Sindhi ...	11	2	8	2	19	4	23
Total ...	532	77	25	10	557	87	644
Grand Total ...	6,871	1,331	408	193	7,279	1,524	8,803

APPENDIX No. III

Results of the Examinations of Municipal Schools.

(1) Annual Examinations—1962.

Standard.	No of Pupils on Roll.	Number Appeared	Number Promoted	Percentage.
I	82,719	72,105	51,025	70.7
II	64,347	61,504	45,337	73.7
III	57,483	54,303	44,801	82.5
IV	57,137	54,320	37,429	68.9
V	38,131	35,672	28,628	80.2
VI	27,544	26,711	23,559	88.1
VII	22,093	21,613	20,000	92.5
Total ...	3,49,454	3,26,228	2,50,779	76.8

(2) P.S.C. Examination—1962.

SIDE		No. of pupils Appeared.	No. of pupils Passed.	Percentage.
Marathi	...	12,737	5,708	44
Gujarati	...	1,907	1,031	54
Urdu	...	1,389	400	28
Hindi	...	525	355	68
South Indian	...	100	79	79
Sindhi	...	29	10	34
Total	...	16,687	7,583	45

APPENDIX No. IV.

Municipal Aided Schools and Pupils.

Class of Schools.	On 31st March 1961		On 31st March 1962	
	No. of Schools.	Pupils.	No. of Schools.	Pupils.
City.				
Marathi	43	10,597	44	11,561
Gujarati	94	20,238	87	18,433
Urdu	11	2,694	11	2,636
Hindi	8	2,975	8	3,073
Sindhi	8	1,743	8	1,360
Tamil, ...	4	2,740	4	2,627
Kannad	1	280	1	300
English	44	19,455	49	21,694
Miscellaneous	2	234	2	280
Gujarati Night	1	93	1	82
Marathi Night	2	190	2	200
Urdu Night	1	33	1	27
Kannad Night	8	757	8	679
English Night	1	212	1	152
Total ...	228	62,241	227	63,104
Suburbs.				
Marathi	9	2,707	10	3,344
Gujarati	18	5,907	19	6,610
Urdu	2	154	2	145
Hindi	8	1,544	10	2,082
Sindhi	2	469	2	436
Tamil	3	880	3	924
English	28	13,770	28	14,262
Gujarati Night	2	47	2	53
English Night	1	194	1	210
Total ...	73	25,672	77	28,066
Extended Suburbs.				
Marathi	7	1,320	8	1,655
Gujarati	17	6,402	18	6,716
Hindi	7	1,260	7	1,377
Tamil	1	205	1	250
English	10	3,302	10	3,427
Total ...	42	12,489	44	13,425
Grand Total ...	343	1,00,402	348	1,04,595

APPENDIX No. V.

Expenditure, Average Cost etc. Regarding Aided Schools.

	Average No. of Pupils on Roll.	Total expenditure incurred by Aided Schools.	Cost per pupil to the Corporation.
	Rs.	Rs.	Rs.
City and Suburbs—			
1959-60 ...	87,456	5,25,722	6.01
1960-61 ...	91,157	5,29,846	5.81
Extended Suburbs—			
1959-60 ...	12,169	63,318	5.20
1960-61 ...	13,417	74,772	4.57

APPENDIX No. VI.

Information re: Physical Education in Municipal Schools.

Total number of Schools and Classes	741
Number of Schools imparting Physical Education on Playgrounds	270
Number of Schools imparting Physical Education in open spaces	196
Number of Schools imparting Physical Education in Class-rooms	275
Total number of pupils	3,49,454
Total number of Pupils taking Physical Education	3,45,009
Total number of ordinary Teachers	8,803
Total number of trained Teachers in Physical Education	4 208
Total number of untrained Teachers in Physical Education	4,595

APPENDIX No. VII.

Names of Schools winning Shields and Cups in Annual Scout-Guide Sports.

SCOUTS.	
(1) Shri Dorab Tata Shield	.. Mazgaon U. P. Marathi School.
(2) Sir Byramji Jijibhoy Cup	... Dongri Vocational U. P. Marathi School.
(3) Sir Boman Beheram Cup	... Sewri Hindi School.
(4) Shri K. B. Rele Cup	... Thakurdwar U. P. Marathi School.
(5) Sheth Dwarkadas Tribhuvandas Cup	.., Sion U. P. Marathi School.
(6) Prof. V. G. Rao Cup	... New Mill Ward Kurla Marathi School No. 1.
(7) Raja Maharaj Singh Cup.	... Mazgaon U. P. Marathi School.
(8) Lady Dorab Tata Cup	... R. C. Mahim Urdu School
(9) Smt. Manoramabai Malandkar Cup	.. R. C. Mahim Urdu School.
GUIDES.	
(1) Smt. Tehamina Motiwala Cup	... Dadar Parsi Colony U. P. Marathi School.
(2) Raja Maharaj Singh Cup.	... Imamwada U. P. Urdu School.
(3) Smt. Manoramabai Malandkar Cup	... Imamwada U. P. Urdu School.
(4) Smt. Shaffi Tyabji Cup	... Wadi Bunder Marathi School.
(5) Shri M. N. Talpade Cup	... Dadar U. P. Urdu School.
(6) Raja Maharaj Singh Cup	... Petit Bandra U. P. Marathi School.

APPENDIX No. VIII.

Average Cost per Pupil.

		Average cost per pupil for the year.
City and Suburbs :		
According to the number of pupils on roll on 31-3-1961 (3,11,688)	...	74.83
According to the number of pupils on roll as on 31-3-1962 (3,23,770)	...	83.22
Extended Suburbs :		
According to the number of pupils on roll as on 31-3-1961 (21,378)	...	52.49
According to the number of pupils on roll on 31-3-1962 (25,684)	...	55.46

THE RESEARCH UNIT (EDUCATION).

Smt. Madhuri R. Shah, B.A. (Hons.), M.ED., PH.D. (Bombay), PH. D. (London) was in charge of the Research Unit upto 21st August 1961. Smt. V. M. Nadkarni, B.A.,B.T., D.L. (Bombay), M.Sc. (Education) (California) was in charge of the same from 26th February 1962 upto the end of the year.

The Research Officer carried out the following studies during the year :—

(1) A longitudinal study of wastage and stagnation was continued. In this study an effort is made to determine the extent of wastage and stagnation in Primary Schools, the reasons for such wastage and stagnation, the relation, if any, between stagnation and wastage, their relation to the age of children, the subjects in which the children commonly fail, the reasons thereof and other similar aspects of the problem which arise in the course of the investigation. The study covers the progress of about 6,000 children enrolled in Standard I in different years between 1950 to 1958. The children were to be followed-up for periods varying from four to eight years. About 3,000 of whom have been traced and followed up. Seven groups were selected for the purpose.

A random stratified sample of 16 schools was selected for study. The sample includes 3,578 Marathi, 1,093 Gujarati, 844 Hindi and 669 Urdu speaking children. The investigation which is going to be continued will study details like the causes of failure, ways of minimising stagnation by suggesting changes in the curriculum, teaching methods, training of teachers and other allied problems.

(2) The programme of Intelligence Testing in the selection and recruitment of teachers was continued during the year under review. The test was found to be highly reliable as the correlation between the performance of teachers on the test and their teaching efficiency as judged from the ratings of the supervisory staff and the officers of the Research Unit was appreciably high.

(3) The Research Advisory Committee recommended that the further study of a sample of about 1,200 children studying in short and double sessions on Marathi and Gujarati sides in Standard I should be undertaken with a view to comparing the results with the previous study. A random sampling of about 2,600 children studying in 63 divisions in 20 schools was selected for study. The study was concentrated on three areas of learning, *viz.*, (*i*) Reading and Comprehension, (*ii*) Writing , (*iii*) Arithmetic. The study has been completed and the analysis of various factors like duration of teaching time, teacher-pupil ratio, part of the day when the schools meet had led to several far reaching conclusions.

(4) The pamphlets on " Teaching Standard I " and ' The teaching of Composition ' in Hindi, Urdu, Marathi and Gujarati have been prepared for publication and distribution to schools.

(5) The Research Advisory Committee has approved the following projects which are under study. It is agreed that they should be continued for the year 1962-63 ;—

(*i*) Longitudinal study of wastage and stagnation.

(*ii*) Experiments in teaching in selected experimental schools.

(*iii*) Progressive introduction of activity methods in Teaching Standard I and Standard II.

(*iv*) Study designed to raise the standard of achievement at different levels. The investigation is based on the critical study of examination by reassessment of answer papers.

Besides the above, the following new projects have also been recommended for study ;—

(*a*) Study designed to minimize the extent of failures in Standards I, II and III by evolving more effective methods of teaching and by starting parallel classes for children who fail.

(*b*) An experiment to study the reading habits and reading interests of children.

(*c*) Preparation of graded assignments in Arithmetic for children in Standards II and III.

V. M. NADKARNI,
Ag. Research Officer.

LABOUR DEPARTMENT

Subject : *Administration Report for the year 1961-62.*

Smt. F. A. Irani, B.A., (Hons.), LL.B., D.S.A.A., held the post of the Labour Officer during the year except for the period from 11-12-1961 to 31-3-1962 as she was on leave. Shri A. A. Lasani, B.A., LL.B., DIP. S.S.A. (TISS) acted during her absence.

2. **Labour Staff.**—The staff employed by the main departments of the Corporation mentioned elow was as under:—

TABLE I.

Departments.	No. of Labourers.
(1) Engineering including Conservancy ...	18,632
(2) Estate Agent and Land Manager ...	495
(3) Fire Brigade ...	443
(4) Health including Hospitals ...	7,673
(5) Hydraulic Engineer (Water Works) ...	3,649
(6) Printing Press ...	259
(7) Superintendent of Markets ...	340
(8) Superintendetof Gardens... ...	800
(9) Other Departments ...	1,507
Total ...	33,798

The Labour Officer looked into the grievances of the above staff comprising of about 200 categories, and also looked into the grievances of clerks, nurses, inspectors, teachers and other subordinate staff employed by the Corporation.

3. **Trade Unions.**—Trade Union activities among the Labour and Other staff engaged in the services of the Corporation were mostly confirmed to the Unions whose names and other particulars as regards memberships are given below. These Unions were recognised by the Municipal Commissioner, as per Rules.

TABLE II.

Name of the Union.	Date of Establishment.	Date of Registration.	Membership as on 31-3-60.	31-3-61.
(1) The Bombay Municipal Kamgar Sangh ...	1-4-1933	17-8-1937	1,023	Registration of the Union cancelled under Section 10(*b*) of Trade Unions' Act 1926 on 6-11-1961.
(2) The Bombay Municipal Workers' Union ...	27-2-1935	29-3-1935	274	264
(3) The Bombay Sweepers' Union ...	30-7-1944	7-9-1951	2,025	2,032
(4) The Bombay Municipal Subordinate Staff Union ...	2-8-1946	30-1-1948	2,428	2,441
(5) The Bombay Fire Services Union ...	24-4-1946	30-1-1948	425	449
(6) The Bombay Municipal Servants Union (Suburban Branch).	2-4-1946	2-4-1949	645	626
(7) The Bombay Municipal Health Visitors' Association...	18-1-1951	18-1-1951	56	61
(8) The Bombay Municipal Exeutive Staff Union ...	21-6-1955	21-6-1955	1,042	817
(9) The Municipal Mazdoor Union ...	30-7-1956	30-7-1956	17,203	17,078
(10) The Bombay Municipal Engineer's Union ...	(Recognition granted on 21-7-1956).		148	326
(11) The Bombay Municipal Hospital Employees' Association.	(Recognised for class IV employees of K.E.M. & G.T.B. Hospital).		308	138
(12) Greater Bombay Nurses Association ...	...	...	204	204
(13) The Brihan Mumbai Nagarpalika Special Shikshak Sangh.	...	...	...	122
(14) The Brihat Bombay Municipal Hindi Shikshak Sangh.	...	...	...	110
(15) The Bombay Municipal Urdu Teachers Association ..	..	...	...	545

4. **Industrial Relations.**—Strike notice was served by the Municipal Mazdoor Union on 29-12-1960 regarding Reorganization, retrenchment, reversion, etc., in different municpal departments and Conciliation Proceedings were started before Shr B. L. Shelke, Conciliation Officer and are pending before him. Similar dispute was raised by the Municipal Subordinate Staff Union and the same was admitted into Conciliation.

The following disputes were also referred to the Commissioner of Labour by the different Unions of Municipal employees :—

	Union.	Department concerned.	Categories affected.	Nature of demand.
(1)	All Recognised Unions	... All Departments	... Various Categories.	Rent charged for outsiders staying with municipal employees.
(2)	Municipal Mazdoor Union	... Various departments.	Overseers ...	Terms and service conditions of Overseers.
(3)	Do.	... E. & T.D.O., E.A. L.M., C.E. and Licence.	Peons ...	Transfer of surplus peons to Education Dept.
(4)	Do.	... G.T.B. Hospital ...	Compounders. ...	Terms and service conditions of Compounders
(5)	Do.	... C.E. (Muicipal Workshop) and Drainage Workshop.	Labourers, etc. ...	Terms and service conditions.
(6)	Do.	... C.E. (K. D. Rly.)	Labourers and Mukadams.	Abolition of contract system of employment at Deonar, Chembur.
(7)	Do.	... Health Dept. ...	Overseers and Disinfecting Insp., etc.	Terms and service conditions.
(8)	Do.	... E. & T.D.O. and E.E.T.	Labour Staff ...	Do.
(9)	Do.	... Municipal Hospitals.	Compounders, X-Ray Assistants and Custodians.	Do.
(10)	Do.	... E.E.T.,	Drivers & Cleaners. of Meat Van.	Overtime payments.
(11)	Do.	... S.M. ...	Inspectors & Labour Staff.	Terms and service conditions.
(12)	Bombay Municipal Health Visitors' Association.	Health Dept. ...	Health Visitors ...	Do.
(13)	Bombay Municipal Engineers' Union.	C.E. ...	Egineers.	Do.
(14)	Bombay Municipal Executive Staff Union.	Various Municipal Departments.	Executive Staff ...	Do.
(15)	Bombay Municipal Subordinate Staff Union.	C.L. ...	Library Attendants.	Do.
(16)	Do.	... L.T.M.G. Hospital Staff.	Clerical ...	Allowance for maintaining Poor Box Fund.
(17)	Do.	... C.E. (Town Planning).	Do. ...	Deputation allowance.

The demands in respect of (1) Nurses, (2) Veterinary Assistants, (3) Teachers were referred to the Adjudication of Industrial Court. Failure report of the Conciliation Proceedings in respect of the Printing Press Staff was submitted by the Conciliation Officer to Government and the same was not referred by the Government to the Industrial Court.

The Municipal Mazdoor Union submitted, a charter consisting of 292 demands pertaining to various municipal departments in the month of August 1961. The demands are being negotiated with the union.

The Bombay Fire Services Union had forwarded 54 demands regarding pay-scales and working conditions and the same are being negotiated with the Union.

An Award of the Industrial Tribunal of Shri T. S. Bilgrami in the matter of dispute raised by Bombay Municipal Subordinate Staff Union was received in respect of accounts training examination and overtime payment etc., during the year under report.

No break-down in work or actual stoppage of work took place during the year under report and industrial relations were peaceful.

5. **Labour Management Co-operation.**—With a view to promote cordial relations between the staff and the administration and allow the representation of the Labour on the management the following steps were taken.

(*i*) **Joint Councils.**—The total number of Joint Councils constituted by the end of the year under report with the representations of the Labour and Administration were 20 in number. They were established for the following departments'—

(1) City Engineering Department (Excluding Conservancy Banch).
(2) Assessment and Collection Department.
(3) Licence Department.
(4) Water Works Department.
(5) Subordinate Staff.
(6) Insecticide Branch of Health Department.
(7) Fire Brigade Staff.
(8) Municipal Printing Press.
(9) Health Department (Excluding Hospials).
(10) K. E. M. Hospital.
(11) B. Y. L. Nair Hospital.
(12) Lokmanya Tilak Municipal General Hospital, Sion.
(13) Kasturba Hospital, Arthur Road.
(14) Group of T. B. Hospitals, (Sewree).
(15) Estate Agent and Land Manager's Department
(16) Shops and Establishment Department.
(17) Election and Town Duty Department.
(18) Garden Department.
(19) Nair Hospital Dental College.
(20) G. S. Medical College.

The scope of the work of these councils was wide enough to allow discussions and recommendation, on all matters pertaining to condition of service.

(*ii*) **Peshi Committees.**—There are 13 Peshi Committees with a representative of Labour as well as Administration to inquire into the misconduct committed by Municipal Employees. These Committees are in existence in Municipal Hospitals and Municipal Maternity Homes only.

(*iii*) **Grievance Procedure.**—A four stage grievance procedure has also been introduced to redress the grievances of the employees in all Municipal Departments. The grievance Committee consists of the representative of the Labour and the management, which probes into grievances of the employees.

6. **Individual Grievances.**—Complaints received by the Labour Officer from the employees and aslo from the Union, were of various nature. The following table gives the number and the type of the grievances received and dealt with by the Labour Officer.

TABLE No. III

Nature of Cases.	Total.	Grievances redressed.	Not genuine cases.	Pending case.
(1) Recruitment and Retrenchment etc. ...	395	201	177	17
(2) Promotions, transfers, confirmations, Annual increments etc.	162	112	40	10
(3) Fines, Reversions, Suspensions, dismissals, and other punishments.	62	18	40	4
(4) Delay in payment of wages (including salary of injury or maternity leave) or allowances.	257	175	66	16
(5) Delay in settlement of provident fund and Other retirement benefits.	68	52	8	8
(6) Non supply of equipment and uniforms	27	9	18	...
(7) Delay in granting leave due ...	11	8	3	...
(8) House Rent an Accommodation and transfer of quarters ...	201	80	108	13
(9) Miscellaneous ...	1,178	895	265	18
Total ...	2,361	1,550	725	86

The Labour Officer also attended the hearing of day to day offence cases of the Conservancy, Engineering and Fire Brigade Department.

7. The Scheme for granting scholarship to the Children of Municipal Employees.

During the year under report 637 applications for scholarships were received and 99 scholarships were granted to applicants for higher education and 124 for Secondary Education. The total amount given by way of scholarships to the Municipal employees was about Rs. 17,685.

8. Scheme for granting Medical Assistance to the Municipal employees.

511 employees applied for the benefit under the above scheme. Of these 494 employees were given aid amounting to Rs. 19,993. The Labour Officer also made arrangements to get the employees admitted in different municipal Hospitals for treatment.

9. **Welfare Branch.**—Welfare Activities were conducted for municipal employees and their families at 25 Welfare Centres and two sub-centres. Out of these Centres, 18 were run for the benefit of employees of the Conservancy Branch, 6 for the Hospital employees, 2 for the employees of Water Works Department and one for the employees of the Mechanical Engineer's Department.

The Welfare Activities carried out at the above centres consisted of the following:—

Recreational and Cultural Activities.—Indoor as well as out-door games were played daily at the centres. In-door games included carrom, Ludo, Snakes and Ladders, Chaupat, Draughts, Table Tennis etc. Out-door games included group games like Volley-Ball, Foot-ball Cricket, Kho-Kho, Attya-Pattya, Hu-tu-tu Langdi and other Indian games. In addition to these games physical, cultural and gymanstic activities were also conducted for wich Akhadas were provided at Chembur, Love-grove and Palton Road Welfare Centres. Parellel Bars, singal Bars, Roman Rings, Trepez Bar, Weight lifting apparatus, Malkhamb, Bhalas and Parshus were provided to these centres. With a view to create interest in cultural activities folk dances, Garbas, Folk songs, recitations both in prose and poetory were arranged. Band Practice was regularly held at eleven centres having Band equipment. Bands were also played at the functions of the organization. At the other centres where Tabalas and Harmoniums were provided, Musical classes were regularly conducted. Listners groups were organized at the centres where radios were installed.

Eucational Activities.—In order to evince interest in educational activities, Literacy classes were conducted for men and women at some of the centres. School going children were given guidance in different school subjects. The workers also evinced keen interest in elocution and debate. Subjects pertaining to every-day life were discussed.

Hygienic Activities.—The Lady Workers visited the chawls daily and advised the women how to keep their homes and surrourdings clean.

Family Planning Meetings were organized in the Centres when Dr. Vadhani, Shri Kshirasagar gave lectures on Family Planning, Birth Control and Venereal Diseases, to the male participants of the Welfar Centres.

Documentary Films of educative value were also shown to the Labourers frequently.

Social activities.—To encourage community feelings to inculcate spirit of co-operation and peaceful living and also to make them utilize their leisure time in creative, constructive and joyful activities, different social and religious functions were organised. Besides Pujas and Bhajasn, programmes were arranged to celebrate Ganpati Festival, Sharad Utsav, Makarsankranti and Buddha Jayanti at 21 Welfare Centres. During the celebrations, the residents of the Chawls attached to the centres gave variety entertainment programmes like orchestra, Ras Garbas, Folk Dances etc., were given to the children who participated in the various Items of entertainment given at the function. These functions were presided by the Municipal Councillors.

Dramatic Activities.—In some centres, participants presented dramas which were staged during functions celebrated at the Centres. These dramas were directed by the participants themselves.

Participation in local tournaments.—The artists and players of the centres also participated in the local foot-ball and volley ball tournaments and folk dances competitions organized by Indian National Theatre and other Agencies. Programmes by Municipal employees and their children were given to the following Agencies'—

(1) Bharat Scouts and Guides at Shivaji Park and at the Scout Rally.

(2) Prohibition Week Celebrations Committee.

(3) Subordinate Staff Union's Gathering at Rangbhavan.

Orchestra Performances were given by Arthur Road Welfare Centre at Civic Receptions.

Women's Activities.—Sewing classes for women and girls were conducted at all the centres. They were given instructions in Embriodery, Fancy and Handicraft. Women were encouraged to get their own and their children's clothes stiched and mended on the machines provided at the Welfare Centres. An Exhibition of facny articles prepared by the girls and women at the Welfare Centres was put up at Shivaji Park Scout Pavillion during Scout Week. The participants were also given guidance in house keeping, cooking, child welfare and other house-hold matters. Women of eight centres were taken to see films at the local theatres.

Picnics.—188 Municipal Employees of various centres went on a three days trip to Shirdi, Koyna Project and Matheran.

Attendance.—The average daily attendance of adults and children at different welfare centres during the year was 1,370 and 1,430 as against 1,350 and 1,360 during the preceding year.

Film Shows.—170 film shows were organized at different Welfare Centres. The films were loaned from 'Burmah Shell', Visual Aid Section of Government of Maharshtra, Social Education Committee, British Information Service, U.S.I.S., Film Division. The films were on different subjects such as food values, sanitation, general recreation, welfare activities, house decoration, cooking, folk songs, education etc.

Scouting.—The organization had 1,454 rovers scouts and cubs and 349 bulbuls and guides on the roll during the year under report. They performed the following outstanding work :—

(1) The rovers, scouts and guides participated and performed traffic duties and maintained law and order, at the time of the several celebrations and festivals in the City. In this connection special mention may be made of the services rendered at the Prohibition Week Celebrations, Shiv Jayanti, Gandhi Jayanti, Ganpati and Gawri Visarjan, Festival of children at Metro, Poona Flood Relief work, Republic Day Celebrations, Centenary of Vihar Water Works, Vihar Lake, Inaguration function of Bombay City Social Education Week Flag Day, Coconut Day, Major Gagarins' Visit to the City, Vegetable Fruit and Flowers' show at Rajbhavan and at the meeting of All India Harijan League. The Rovers rendered services at ' Pankampa Mela ' Junagadh Ramdevia Mela Okha, and Veraval ' Santram Mela ' at Nadiad and at the places like Baroda, Nasik and Surat during religious festivals.

The Scouts and Guides organization attended and participated in the following activities in the City and elsewhere :—

(*a*) First Class Scouts-Training Classes at K. E. M. Hospital Centre.

(*b*) Firt Class Scout Camp at Shivaji Park.

(*c*) Celebrations of Scout/Guide Week.

(*d*) Assembly of Rovers, Rangers at Shivaji Park.

(*e*) West Bombay D. A. Scout/Guide Camp Fire at Robert Money School.

(*f*) Scout/Guide Rally at Shivaji Park.

(*g*) Exhibition of Scouts and Guides at Shivaji Park.

(*h*) Cub/Bulbul, Fun and Frolic at New Era School.

(*i*) Rover Leaders Training Cours at K. E. M. Hospital Welfare Centre.

(*j*) Rover Leader's Camp at Jogeshwari.

(*k*) Inter Flock Competitions at C. H. Scouts Hut at Dhobi Talao.

(*l*) Scouts and Guides Sports at Gowalia Tank.

(*m*) Rover Leaders' Training Course.
C. M. Scout Hut organized by Bharat Scouts and Guides.

(*n*) Scout Organizer attended the Fifth Far East Training Course at Panchnan.

(*o*) Scout Organizer has been awarded the charge of A. D. C. C. in addition to Rovers.

Visits of Distinguished Scouts to Scout Dean at K. E. M. Centre :—

(*a*) Shri I. S. Pande, State Commissioner, Madhaya Pradesh and Member of All India National Executive Committee, Delhi.

(2) Late Shri . YG. Kale, D.C.C., Assistant State Organizing Commissioner, Nagpur.

(3) Scouter Shri G. R. Padolina, Executive Commissioner, Far East Region Boy Scout International Bureau.

(4) Scouter Jaimes P. Narik, Scout Organizer Far East Boy Scouts World Bureau, Manik Phillipines

(5) Scouter T. Laver, Scout Commissioner, Zanzibar East, Africa.

(6) Scouter Shri Bran Kemp and Guiders, Mrs. Pam Kemp from Austrelia.

(7) Deputy Municipal Commissioner (Labour) Shri V. V. Joshi.

At the various training Camp, 50 Scouts ewere warded badges and certificates. Guests who visited " Scout Dean " appreciated models prepared by the scouts.

The Maternity Unit.—The Maternity Unit attached to the Chembur Welfare Centre continued to do useful work. The Ante-natal and Post-natal clinics at the Maternity Unit were in charge of a qualified Lady Doctor. There were 2,251 Ante-natal cases and 304 Post-natal cases, 92 confinement cases and 2,823 cases for minor ailments were treated in the Unit during the year under report.

A. A. LASANI
Ag. Labour Officer.

PUBLIC RELATIONS DEPARTMENT.

Shri N. A. Mistri, M.A., D.J., DIP. S.W., etc., Public Relations Officer continued to be in charge of the Department during the year.

The department effected general publicity about the activities and services rendered by different municipal departments and disseminated knowledge about health, hygience and civic sense amongst the citizens through all the recognised modern media of publicity such as posters, leaflets, folders, exhibitions, display of cinema slides, film shows, cleansing campaigns, talks, etc. The Public Health Department was also assisted in its drives against communicable diseases. All new amenities offered to the public were published widely through press releases. Similarly, criticism and suggestions appearing in local newspapers were brought to the notice of higher authorities by submitting a daily summary of all such news items.

Informative publications.—The Civic Guide-*cum*-Diary 1962 comprising of a guide of civic affairs and other useful information to all classes along with a diary for 1962 was published in English and Marathi. A revised edition of the booklet containing the names, addresses and telephone numbers of municipal councillors, names of members of different Committees and names of councillors representing different wards was reprinted.

Film Production.—Prouction of a new documentary film on "Health and Hygiene" departmentally has been undertaken and shooting of items to be screened is in progress.

Information Centres.—Two information centres continued to prove as useful adjuncts in giving necessary guidance and information to the public. The Public Relations officer and his Assistants also assisted the public by supplying information and guidance about civic affairs.

Other Useful Activity.—The Public Health Museum in the compound of Lokamanya Tilak Memorial, General Hospital, Sion, Civic sense gallery at Victoria and Albert Museum and display rooms at Head Office, Venereal Diseases and family planning clinics at Bellasis Road were maintained and kept open for public. Arrangements were also made to display hoardings on Civic Sense on public conveniences.

In addition to the educative propaganda regularly carried out in respect of sanitation, cleanliness, preventive immunisation against communicable diseases, an intensive campaign was launched in different localities to advise the citizens on the causes of drain chokes and how to avoid them. Special propoganda was also arranged for educating the people about observance of the provisions of the shops and establishment Act and abstaining from fouling the open spaces, streets and bye-lanes.

Table showing normal activities.

Nature of activity.	No. of film shows and Campaigns.		Approximate number of persons benefitted.	
	City.	Suburbs & Extended Suburbs.	City.	Suburbs Extended Suburbs.
Health Education Film Shows ...	345	249	1,65,670	1,78,675
Mass Vaccination Campaigns ...	76	149	12,349	16,378
T.A.B. Inoculation Campaigns ...	339	103	75,998	5,724
Intensive Cleansing Campaigns ...	98	65	...	...
Sectional Health Exhibition ...	7	8	...	...
Attendance at the Public Health Museum ...	...	...	22,424	...

Important Celebrations.—The department participated in celebrations such as World Health Day, National Cleanliness Day, All India Children's Day, Social Education Week, Family Planing Week, Anti-T.B. Week, Ganesh festival and Navaratra Utsava. A special float was prepared for participating in celebrations of the Republic Day.

A number of exhibition stalls in different aspects of health, hygiene and sanitation, civic sense, etc., were put up independently and in co-operation with social institutions throughout Greater Bombay.

Special visits were arranged to the Public Health Museum of distinguished guests and visitors to the City and also of groups from social and medical institutions. Notable amongst the visitors were the Mayors of Tel Aviv and Nazareth, Councillors from Nairobi, students from Imphal and students from Administrative Staff College, Hyderabad. In some cases the visitors were shown various Municipal Institutions and installations and were supplied with the necessary informations and guidance on civic affairs of this Corporation.

N. A. MISTRI,

Puublic Relations Officer.

M. G. M. O. SWIMMING POOL.

Shri K. F. Golwalla, part time Manager, continued as Manager of the Swimming Pool upto 17-12-1961 when he retired from Municipal service due to superannuation. He was on leave for 42 days from 24-7-1961 to 3-9-1961. During the above period of leave of Shri Golwalla, the Head Clerk was entrusted with the additional duties of the Manager. Shri J. V. Nadkarni was appointed full time Manager from 17-12-1961.

Special facilities provided free of charge for polio crippled children for swimming on recommendation of Medical practitioners were continued during the year under report. In all 7 polio crippled children including 3 old cases availed themselves of these facilities.

The purity of water was maintained by treatment of chlorine, copper sulphate and alum. Water was filtered in the sand-bed filter attached to the Pool.

The Pool was emptied from 30-6-1961 to 5-7-1961 for cleaning purposes and was therefore closed for swimming.

The following educational institutions were allowed reservation of the Pool on concessional charge of Rs. 100 P.M. for 2 hours a week :—

(1) Christ Church High School, Byculla.
(2) Scottish Orphanage High School, Mahim.
(3) St. Mary's High School, Mazagaon.
(4) Sarla Sarjan High School, Vile Parle.

The Marine Engineering Training Authorities reserved the Pool on usual fees for their trainees during the major portion of the year on alternate Fridays.

The Pool was reserved by private parties for 281 hours and by Film producers for 15 hours and the income therefrom was Rs. 7,365.

Sports and Functions.

Attractive swimming galas and meets provided competitions for many swimmers awaiting the opening of the swimming season. The first of these was held on 27-4-1961 being the IX Anniversary day of the M. G. M. O. Swimming Pool. The honours went to the following for winning the Trophies :—

(1) Shri Y. R. Shetty ... Won the His Excellency Raja Maharaj Singh Challenge Trophy for men.
(2) Smt. Freny S. Mistry ... Won Shri N. V. Modak Challenge Shield for women.
(3) Shri A. D. Vaidya ... Won Shri S. H. Bhagwati Diving Championship Cup for men.

The Swimming Gala provided wide publicity to the Pool and a good number of new members joined the Pool.

The other aquatic functions held at the Pool were :—

(*a*) The Central Railway Swimming Competitions on 25th and 26th May 1961.
(*b*) The Bombay University Inter Collegiate Competitions on 7th and 10th September 1961.
(*c*) The Maharashtra State Aquatic Association's Junior and Senior Championship on 1st and 4th June 1961.

The Pool was given free of charge to the Maharashtra State Aquatic Association and the University of Bombay as was done in the past.

The Water Polo league Tournament for the Trophy donated by Shri K. F. Golwalla in memory of the late Mrs. Avan K. Golwalla was played in March 1962 and the M. G. M. O. Swimming Pool Water Polo Team won the Trophy for the first time in the year 1961-62.

The Annual Long Distance Open Sea Race from Dadar Beach to Bandra point and back covering a distance of about 2½ miles was held on 4-3-1962. This race was open for the members of the Pool. The men's race was won by Shri M. S. Bhullar and Women's race was won by Smt. K. B. Bam.

Prizes were awarded to the winners by Shri V. V. Joshi, Dy. Municipal Commissioner (Labour).

8 Members of the Pool were included in the Bombay Aquatic Team for the National Championship held at New Delhi in October 1961.

Visitors.

Mr. Paul Hait, member of the 1960 U.S.A. Olympic Swimming Team for Rome and a Gold Medalist visited the Pool on 1-5-1961 and expressed satisfaction at the maintenance of the Pool.

Mr. M. Melanefy, Inspector of Physical Education in England visited the Pool in August 1961 and was especially pleased with the crystal clear quality of water of the Pool.

Accidents.

It was with great regret that we had to record the death on 23-4-1961 of Shri Omarali Batliwala aged 19 who entered the Pool in the labour class as casual swimmer. There was another case of drowning of Shri Usman aged 18 on 6-5-1961 during the private reservation of the Pool for swimming, made by Central Railway Institute, Byculla.

Revenue.

Collection of fees, etc., during the year under report was Rs. 1,41,065 as against Rs. 1,61,557 which included Rs. 34,376 by adjustment of old accounts prior to 1955.

J. V. NADKARNI,

Manager,
M. G. M. O. Swimming Pool.

ORGANIZATION AND METHODS DIVISION

Shri K. U. Mehta, B.A. (Hons.), 'Kovid' was in charge of the Division which works as a part of the Municipal Commissioner's Office.

The Division was mainly busy with the supervision of Office Procedure in which the principal objectives sought to be achieved are :

(*i*) Maintenance of complete and impartial check over—
(*a*) every communication from receipt, through all stages, to disposal, and

(*b*) every communication started by the Office itself.

(*ii*) Cutting down delays.

(*iii*) Assessment of arrears.

(*iv*) Assessment of total period required for final disposal and

(*v*) Equitable distribution of work-load.

The other major duties entrusted to the Division are :—

(*i*) Preparation of a Manual for the Primary Education Department.

(*ii*) Standardisation of Forms of all Municipal Departments.

(*iii*) Reorganization of Record Branches.

Administrative training to Municipal staff started in the previous year was postponed during the year under report.

K. U. MEHTA,

Organization & Methods Officer

Administrative Officer (Enquiries) Department.

Shri N. V. Naik, G.D.A., was in charge of the Department upto 17-9-1961. Shri G. W. Shiveshwarkar, Supdt. of Police, whose services were loaned to the Bombay Municipal Corporation by the Government of Maharashtra was appointed as Officer on Special Duty by holding in abeyance the post of Administrative Officer (Enquiries) from 18-9-1961 and he remained in charge of the Department during the remaining part of the year under report.

The Department functions in two wings *viz.* (1) Enquiries and (2) Stock Verification.

During the year under review, the Enquuiries section has done the following work.

Details of work.		No. of cases dealt with.
(1) Investigation of :		
(*a*) Cases of alleged acceptance of illegal gratification by Municipal staff	...	26
(*b*) Cases of theft or pilferage of Municipal property or materials	...	96
(*c*) Cases of irregulairties of serious nature on the part of Municipal employees such as misconduct, misbehaviour, rude behaviour and assaults, harassment to patients in the hospital, participation in political activities, taking leave on false pretext, driving or allowing to drive Municipal vehicles by unauthorised persons, etc.	...	295
(*d*) Cases of irregularities of ordinary nature on the part of Municipal employees, such as irregular attendance, subletting of rooms, harbouring outsiders in their rooms without permission, etc., and complaints against stall holders, licensees, land-lords and others re : subletting of stalls, infringement of licence conditions, breach of provisions of Shops and Estt. Act, Municipal bye-laws and regulations, etc.	...	464
Total number of cases investigated	...	881
The action taken in the above 881 cases investigated, can be summarised as under :—		
(*i*) Dismissal	...	9
(*ii*) Removal from Service	...	21
(*iii*) Termination of Services	...	1
(*iv*) Resignation accepted	...	1
(*v*) Debarring from promotions	...	1
(*vi*) Withholding of increments	...	79
(*vii*) Fines imposed	...	38
(*viii*) Warnings	...	82
(*ix*) Recoveries made for loss to Municipal property	...	13
(*x*) Sent to Departments concerned for necessary action	...	247
(*xi*) Filed as the allegations were found to be either false, malicious or too vague	...	203
(*xii*) Enquiries in progress	...	186
		881

Other work done by the Enquiries Section.

Details of work.		No. of cases.
(*i*) Surprise visits to places of Municipal Works in progress and to various offices for checking of musters, account of materials, etc.	...	126
(*ii*) Attending sale of Municipal property or sale of rights, etc.	...	76
(*iii*) Disposal of cases of Misc. nature such as cases referred to by Deptts. for advice in cases of minor misconduct, representations from employees, advice on procedural matters, re : departmental enquiries, etc.	...	3256

Stock Verification.

The Work done by the stock verification section can be summarised as under :—

(*i*) No. of offices, sub-offices, stores, chowkies, etc. visited for stock verification	...	251
(*ii*) No. of schools visited for stock verification	...	342
(*iii*) No. of furniture and equipment proposals scrutinised	...	82
(*iv*) No. of proposals for furnishing securities by Municipal employees, grant of Season Tickets, etc., scrutinised	...	27
(*v*) No. of proposals for issue of clothing and uniform, etc. to different categories of Municipal employees scrutinised	...	45
(*vi*) No. of proposals for writing off unserviceable articles lying in various offices and schools	...	364
(*vii*) Surprise visits paid to contract and Departmental Works for checking stock of cement		510
(*viii*) Sales of waste paper, etc. and sale of rights, etc., attended	...	215
(*ix*) Verification of recoveries on account of stores, etc. from P. F. Claims	...	262
(*x*) Scrutiny of audit note replies	...	185
(*xi*) Plant and Machinery statements verified	...	24
(*xii*) Telephone proposals	...	112

Besides, verification of Reserve Stores including Capital Stores at the Central Stores and Sub-Depots was carried out during the year as usual. Periodical checking of balances of petrol, diesel oil, etc. at the various pumps was also done and quarterly live stock statements of bullocks as well as increase and decrease statements of animals at Victoria Gardens were verified. A Special programme for thorough checking of the unserviceable articles needlessly occupying considerable space in Municipal schools was chalked out. 385 schools were visited and unserviceable articles lying there were removed to Central Stores for disposal. During the year under report, detailed checking of stores, sparae parts and store accounts was also carried out at Santacruz and other garages of Transport Department in Suburbs and Extended Suburbs. This Section also helped the Enquiries Section for keeping a watch, etc., at different places and times for detection of malpractices.

The other important work attended to by this Section was the distribution of Relief from Mayor's Relief Fund to the persons and families affected by fire, house collapses and other natural calamities.

THE BOMBAY CIVIC JOURNAL

During the year under report, Smt. L. Ugrankar, managed the work of the entire department.

'The Bombay Civic Journal' completed 8 years in March 1962.

Besides the Annual Number published in April 1961, special numbers such as Independence Day and Republic Day numbers were brought out in August 1961 and January 1962 respectively. In addition to this, the September and November 1961 and February and March 1962, issues were devoted to specific topics. Articles contributed by Heads of Departments were presented in the journal.

Circulars were issued to Heads of Departments requesting them to give municipal advertisements in the 'Civic Journal.' to which some departments have responded.

In order to reduce the gap between expenditure and income, the cost of production of journal as well as establishment cost of the department have been reduced to a considerable extent.

Thus, while striving to effect economy and make the Department self-supporting to the extent possible, every effort is being made to enhance the appeal and utility of the journal to the general public without departing from the chief objective of the Journal, which is the promotion of civic enlightenment.

PART I

INDEX

	Page
Accident Cases—Bai Yamunabai L. Nair Charitable Hospital	371
Advances—	133
Advertisements—Licence department	325
Advisory Medical Board—Bai Yamunabai L. Nair Charitable Hospital	365
King Edward VII Memorial Hospital	346
Ambulance—Fire Brigade	296
Asphalt Plant and Crushers	227
Artist Section—Topiwala National Medical College	369
Assessor and Collector—Report of the	205
Bai Yamunabai L. Nair Charitable Hospital & Topiwala National Medical College —Report of the Dean	365
Do. Statistical statements	371-380
Balance Sheet (Revenue) Prepared by the Chief Accountant...	78
Balance Sheet Capital Fund—Prepared by the Chief Accountant	83
Beds—Distribution of—Bai Yamunabai L. Nair Charitable Hospital	370
King Edward VII Memorial Hospital	353
The Lokmanya Tilak Municipal General Hospital	388
Beds No. of—Bai Yamunabai L. Nair Charitable Hospital	370
King Edward VII Memorial Hospital	353
The Lokmanya Tilak Municipal General Hospital	388
Blood Bank—Bai Yamunabai L. Nair Charitable Hospital	367
King Edward VII Memorial Hospital	346
Building Branch—Report of the	231
Burst to Trunk Mains	283
Capital Account—Figures of	52
Chawls—Municipal Statement of Capital cost of	252-257
Chief Accountant—Report of the	47
Chief Librarian—Report of the	317
Chief Officer—Fire Brigade—Report of the	293
City Engineer—Report of	221
Cold Storage Facilities—Arthur Crawfard Market	333
Colleges—G. S. M. College—Report of	343
Nair Hospital Dental College—Report of	381
Topiwala National Medical College—Report of	365
Compressor Stations	234
Conservancy Branch	236
Construction and Remodelling Branches—Hydraulic Engineer's Department ...	274
Construction Branch—City Engineer Department	224
Controller of Stores—Report of the	321
Co-operative Credit Society Ltd.—King Edward VII Memorial Hospital ...	346
Curator-Victoria and Albert Museum—Report of the	315
Dadar-Purification Works—Report of the	233
Debt charges—Allocation of Chief Accountant's Report	50
Departmental Accounts—Statement of	140
Departmental Heads—List of the	4
Distiribution Branch—Water Department	271
Drainage Purification Work...	233-234
Drawback and Refund claims—Assessment Department	208
Education—Free and Compulsory	403
Physical	406
Primary—Government Grant on	408
Vocational	406
Ejectments—Suits for	254
Ejector Stations	234
Election—Rolls	213
Election and Town Duty Officer—Report of the	213
Evaporation losses at lakes	267
Executive Engineer, Estates & Land Managment Department— Report of the	243
Expenditure—Revenue account	53, 142, 197
Expenditure—Statement of	69
Ex-Trusts and Municipal Estates—Review of the	250

	PAGE
Factories—Permit	236
Family Health Centre—King Edward VII Memorial Hospital	345
Fees for admission to Victoria and Albert Museum	315
Fire—Alarms	294
Fire—Appliances	307
Fire—Calls	293
Loss of life, properties	296
Serious Fires	294
Fires—Summary of	297
Flood Gates	234
Flooding	230
Footpaths	226
Funds—Special-Statement of	80-134
Gardens—Outside City Division—Hydraulic Engineer's Department	269
Gardens—Victoria Gardens	311
Amenities for Children—Amusement	311
Income and Expenditure	311
Music Programme	311
Sites	311
General Account Pertaining to *Ex*-Engineer (Estates & Land Management)—Statement of	258
Ground rent—	252
Gymkhana—Seth Goardhandas Sunderdas Medical College	349
Topiwala National Medical College	369
Hawkers—Licence Department	325
Heads of Departments—List of the	4
Health Department—Report of—See Part II	Part II
Hostels—Seth Goardhandas Sunderdas Medical College	349
Topiwala National Medical College	368
House drains—Engineering Department	230
Housing Accommodation—Municipal	224-225
Housing—Dishousing and Rehousing—Extrust Estates.	251
Hydraulic Engineer—Report of the	267
Improvement Schemes Account	53
Income—Statement of	65
Revenue Account—Water Works	125
Industrial Relations	45 & 420
Investments	51
Island of Bombay—Map of the Zones of water supply	286A
Joint Councils—Labour Department	421
King Edward VII Memorial Hospital—Report of the	343
Labour Officer—Report of the	419
Labour Staff—Number of the	419
Labour Relations—Report regarding the	420
Lakes—Statistics of— ...	267
Tansa	267
Tulsi	267
Vehar	267
Vaitarna	267
Land—Acquisition of	243
Municipal—Disposal of	250
Sale proceeds of	49
Layouts—Changes in the	250
Leases—Long term	251
Short term	252
Temporary	254
Legal Department—Report of the	397
Libraries—Municipal	317
Books and Magazines—Classification and Cataloguing of	317
Circulation of	317
Purchase of	317
Municipal Teachers'	410
For Patients in K. E. M. Hospital	345
Seth Goardhandas Sunderdas Medical College	348
Topiwala National Medical College	369
Licences—Licence Department	325
Lighting of Public Streets	227

	PAGE
Loans—Allocation of	48
Mahatma Gandhi Memorial Olympic Swimming Pool—Report of	427
Mains—New—laying of the	274
Maintenance Branch—Hydraulic Engineer's Department	267
Maintenance Branch—City Engineer's Department	225
Manager, Municipal Printing Press—Report of	339
Master Plan for distribution of water supply to the Greater Bombay area ...	216
Mechanical Branch—Report of the	232
Medical Assistance to Municipal Employees—Scheme of	421
Medical Inspection of School Children—School Health Services ...	Part II-7
Medical Superintendent—The Lokmanya Tilak Municipal General Hospital,—Report of the	385
Do. —Group of T. B. Hospitals, Sewri—Report of the ...	391
Metered connections Revenue from	272
Meters—Details of	270-272
Repairs to	270
For Domestic Supply	272
Monuments and Statues—Public	226
Museums—Seth Goardhandas Sunderdas Medical College	349
Topiwala National Medical College	369
Victoria and Albert Museum	315
Nurses' Welfare Fund—King Edward VII Memorial Hospital	345
Nursing Staff Bai Yamunabai L. Nair Charitable Hospital	367
King Edward VII Memorial Hospital	344
Outside City Division-Maintenance Branch—Hydraulic Engineer's Report of the ...	268
Patients—Number of—Bai Yamunabai L. Nair Charitable Hospital	366
King Edward VII Memorial Hospital	343
In-patients—Summary of—King Edward VII Memorial Hospital ...343, 353, 354	
Out-patients—	
Bai Yamunabai L. Nair Charitable Hospital 366, 371, 375	
King Edward VII Memorial Hospital 343, 353, 355	
Poor patients—King Edward VII Memorial Hospital	
Relief to	347
Photography And Art Secti n—Topiwala National Medical College	369
Physiotherapy Department—King Edward VII Memorial Hospital	344
Poor Box Charity Fund—King Edward VII Memorial Hospital—Donations to ...	347
Poor Box Charity Fund—The Lokmanya Tilak Municipal General Hospital, Sion ...	386
Poor Patients Fund—Bai Yamunabai L. Nair Charitable Hospital	367
Printing Press-Report of the	339
Private Buildings—Construction of	231
Projections—Unauthorised—Removal of	326
Properties in the City—No. of/in charge of Executive Engineer, Estates & Land Management Deptt.	252
Public Relations Department—Report of	425
Pumping Stations	225
Purification Works, Dadar, ...	235
Dharavi	234
Love Grove	233
Rain fall in the lakes—Graphs showing the	278A
Rateable Value—Complaints	208
Incidence of	205
R. C. Urdu Training Institute for lady teachers	404
Refrigeration Plant—Arthur Crawford Market	333
Refuse—Removal of	236
Rents—Chawls—	252
Ground Rent—Commutation of	252
Semi Permanent Sheds	253
Suits for recovery of	254
Research Activities—Seth Goardhandas Sunderdas Medical College	348
Revenue Account—Income and Expenditure	64
Revenue Surplus—Statement of—	64
Riot Tax—	208
Roads—Maintenance Branch—Construction of—	225-226
Special—Schemes (Estates and Land Management Department)	250

	PAGE
Road Rollers—	226
Schemes—Town Planning	239
Schools—Aided—	405
Expenditure incurred by—	406
Grants to—	406
School Buildings—Municipal—	405
Schools Clinic—King Edward VII Memorial Hospital	347
Schools Education—Municipal—Classes—	403
Prizes—Trust Fund	405
Pupils—Average cost per pupil—	41
Number of—	403, 411
Scholarships—	405
Teachers—General information	403
Scholarships to the Children of Municipal Employees—Statement of	421
Schools—Unaided Recognised	406
Vocational	406
General information	409
Scout Movement—Boy Scouts	407
Girl Scouts	407
Secretary—Municipal—Report of the—	1
Schools—Report of the Education Officer	403
Set-backs	226
Seth Goardhandas Sunderdas Medical College—Report of the Dean—	343
Sewage disposal plants	233
Sewers, Pumping Station and Purification works...	225
Shops and Establishments—Report of	331
Sinking Funds	48, 50, 111, 173
Slum Clearance	223
Solicitor to the Corporation—Report of the—	397
Statues and Monuments—Public	226
Stock Verification—Central Stores—Report of	51
Stores—Statement of details—	324
Stores Transactions—Statement of	323
Storm Water Drains—Construction of—	230
Streets lighting—Public—	227
Streets—Name boards of—	226
Strikes—Sudden Stoppage of Work—Labour Relations	420
Students—Seth Goardhandas Sunderdas Medical College—Admissions—	362
Topiwala National Medical College—Admissions	368
Topiwala National Medical College—Examination Results—	368
Nair Hospital Dental College—Admissions	381
Sub-vention Scheme	230
Superintendent—Gardens—Report of the	311
Licences, Shops and Establishments—Report of the	325, 331
Markets and Slaughter Houses—Report of the	333
L. T. Municipal General Hospital, Sion,—Report of the	385
Surplus Cash Balance	47
Survey and Design Section—Hydraulic Engineer's Department	275
Tansa Lake—Statistics of	267
Taxes—Collection of	205
Demand of	206
Exemption from General tax—	208
Outstandings	207
Property taxes	205
Rates of	205
Refunds	208
Riot tax	208
Urban Immoveable Property Tax	208
Wheel Tax	205

	PAGE
Teaching Staff—Nair Hospital Dental College	382
Seth Goardhandas Sunderdas Medical College...	359-361
Topiwala National Medical College	372
Tenements—No. of	205
Town Duties—Collection	213
Refund	213
Revenue	213
Town Planning Schemes—	239
Town Planning Scheme—Mahim	239
Traffic Islands—	228
Tramways	226
Trolly track	268
Trunk Mains—Bursts and Leaks	269
Tulsi Lake—Statistics of	267
Unions—Names of—	419
Vaitarna—Cum—Tansa Scheme—Report of Ex. Engineer	215
Dam	215
Vehar Lake—Statistics of	267
Vehicles—No. of	205, 212
Visitors No. of to—Lakes	2 8
Libraries—	317, 319
Museum	315, 316
Victoria Gardens	311
Water—Disinfection	269
Water Charge—Compounded—	275
Water Connections—No. of the	270
Water—Distribution of—	271
Water fittings—Testing of—	271
Water Mains—Bursts and Leaks—	269
Water Supply—Average of	272
Disconnecting the—	272
Disinfection of—	269
Hours of—	272, 286
Sources of	267
Statistics of	267
System of—	267, 271
Works of—General nature	275
Inside City Division	270, 271
Welfare Branch—Report of the	422
Workshops Foundry	232
Workshops—Municipal—Report of	232
X-Ray and Electro Therapeutical Report—King Edward VII Memorial Hospital	345
do. do. —B. Y. L. Nair Charitable Hospital ...	377
Zoning	236
Zoo—Victoria Gardens—Livestock in the—	312,313
Zoo—list of animals in the	

PART II

CONTENTS

	Pages
I—REVIEW OF THE YEAR—	
(1) Meteorology	1
(2) Rainfall	1
II—PUBLIC HEALTH ADMINISTRATION—	
Divisions of the city and distribution of the staff	1
(1) General Sanitation ...	2
(2) Food Sanitation; ...	3
(3) Vital Statistics ...	3
(A) Births and birth-rate ...	3
(B) Deaths and death-rate ...	3
(C) Mortality by sex and age ...	3
(D) Deaths by causes ...	3
(E) Ascertainment of causes of deaths ...	3
(F) Deaths by months ...	3
(G) Mortality by Sections ...	3
(H) Copies of birth and death registry ...	3
(I) Infant mortality ...	3
(J) Maternal mortality ...	4
(4) Control of communicable diseases— ...	4
(a) Notification ...	4
(b) Plague ...	4
(c) Smallpox ...	4
(d) Cholera ...	4
(e) Influenza ...	4
(f) Enteric Fever ...	4
(g) Acute anterior poliomyelitis ...	4
(h) Diphtheria ...	4
(i) Cerebrospinal mening itis ...	4
(j) Tuberculosis ...	4
(k) Venereal disease ...	5
(l) Leprosy ...	5
(m) Malaria, anti-malaria and insecticidal measures and disinfection ...	6
(5) Hygiene—	
(i) Maternity and Child Welfare Services ...	6
(ii) Family planning clinics ...	7
(iii) School Health Work ...	8
(7) Medical relief ...	8
(8) Health Propaganda and education ...	8
(4) (A) Report of the Medical Superintendent, Kasturba Hospital, Arthur Road ...	8 to 10
(6) Report of the Municipal Analyst ...	10 to 11
(4) (B) Report of the Superintendent of Vaccination ...	12
Tables ...	13 to 78

DIAGRAMS—	Facing page
A.—1 and A-2—Annual total deaths by causes, 1926-1961 ...	1
B.—Annual death-rate 1901-1961 ...	2
C.—Death-rate from principal causes ...	3
D.—Infant mortality rate 1881-1961 ...	4
E.—Maternal mortality rate ...	7
F.—Climatic conditions in Bombay in 1961 ...	8
F1.—Daily mean births and deaths in 1961 ...	8
G1-2.—Annual admission of cases in Kasturba Hospital Arthur Road ...	9

SUMMARY OF STATISTICS

FOR THE YEAR 1961

1.	Area of Bombay City and Island	...	26.189 sq. miles (16,751 42 acres).
2.	Density of Population per acre	...	165
3.	Populatin — Census of 1961	...	27,71,933
	Populatin — Mid-year estimated	...	27,87,000
4.	Total live births registered	...	74,706
5.	Birth rate per 1,000 population — Census of 1961	...	26.9
	Birth rate per 1,000 population — Mid-year estimated	...	26.8
6.	Total deaths	...	32,506
7.	Death rate per 1,000 population — Census 1961	...	11.7
	Death rate per 1,000 population — Mid-year estimated	...	11.7
8.	Total deaths among infants (under 1 year)	...	8,452
9.	Infant deaths per 1,000 live-births	...	113.1
10.	Maternal deaths		121
11.	Maternal death rate per 1,000 births (including still births)	...	1.6
12.	Maternal death-rate per 1,000 live births	...	1.6
13.	Still-births	...	3,094
14.	Plague—deaths	...	*Nil*
15.	Cholera — Deaths	...	*Nil*
	Cholera — Death-rate	...	0.0
16.	Smallpox — Deaths	...	1,192
	Smallpox — Death-rate	...	0.4
17.	Influenza — Deaths	...	17
	Influenza — Death-rate	...	0.01
18.	Tuberculosis — Deaths	...	2,303
	Tuberculosis — Death-rate	...	0.8
19.	Acute Anterior Poliomyelitis — Deaths	...	26
	Acute Anterior Poliomyelitis — Death-rate	...	0.01
20.	Diphtheria — Deaths	...	91
	Diphtheria — Death-rate	...	0.03
21.	Typhoid — Deaths	...	107
	Typhoid — Death-rate	...	0.04

DIAGRAM A-1

ANNUAL TOTAL DEATHS
FROM DIFFERENT CAUSES IN BOMBAY CITY
1926-1961

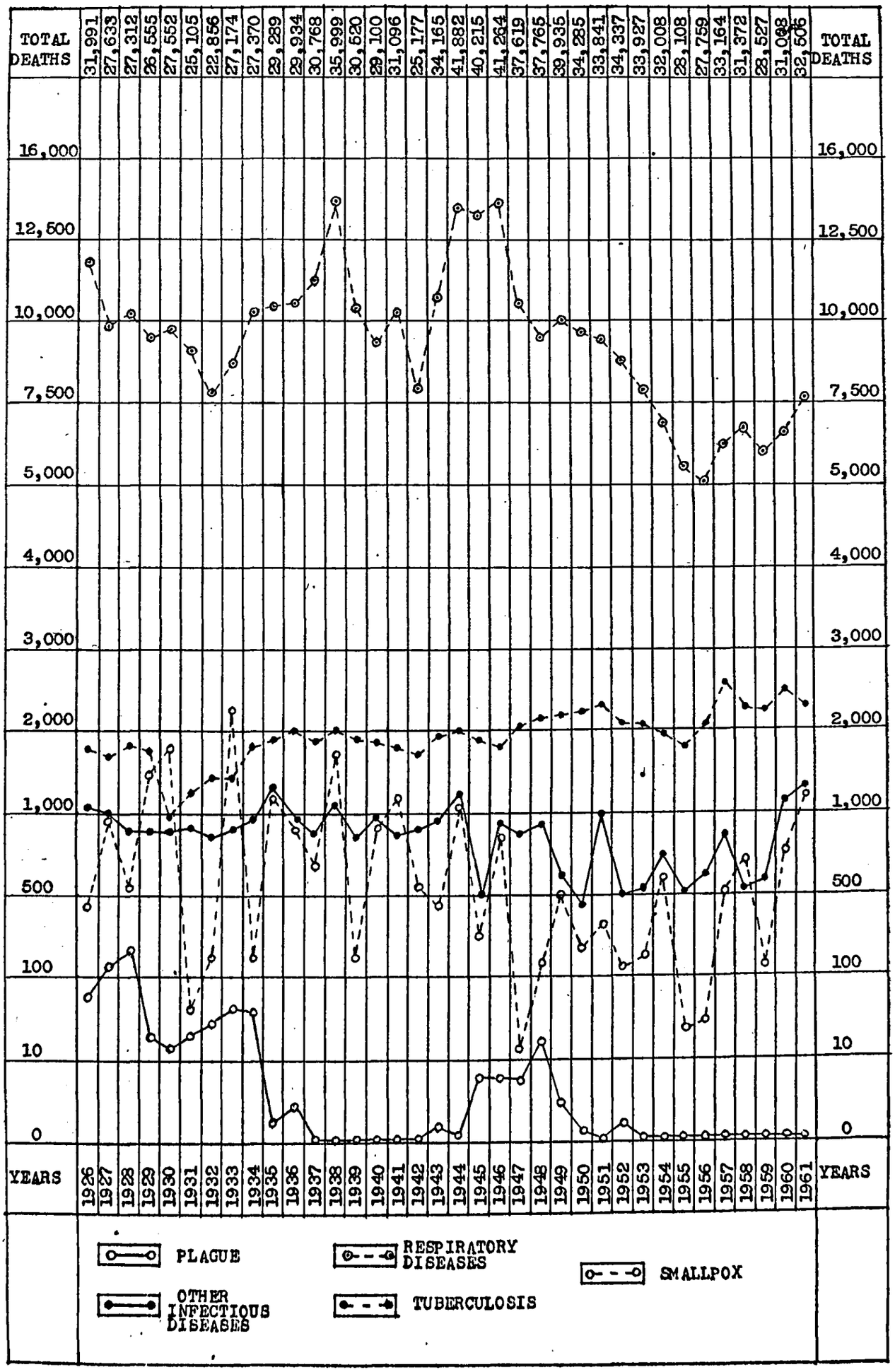

DIAGRAM A-2

ANNUAL TOTAL DEATHS
FROM DIFFERENT CAUSES IN BOMBAY CITY
1926-1961

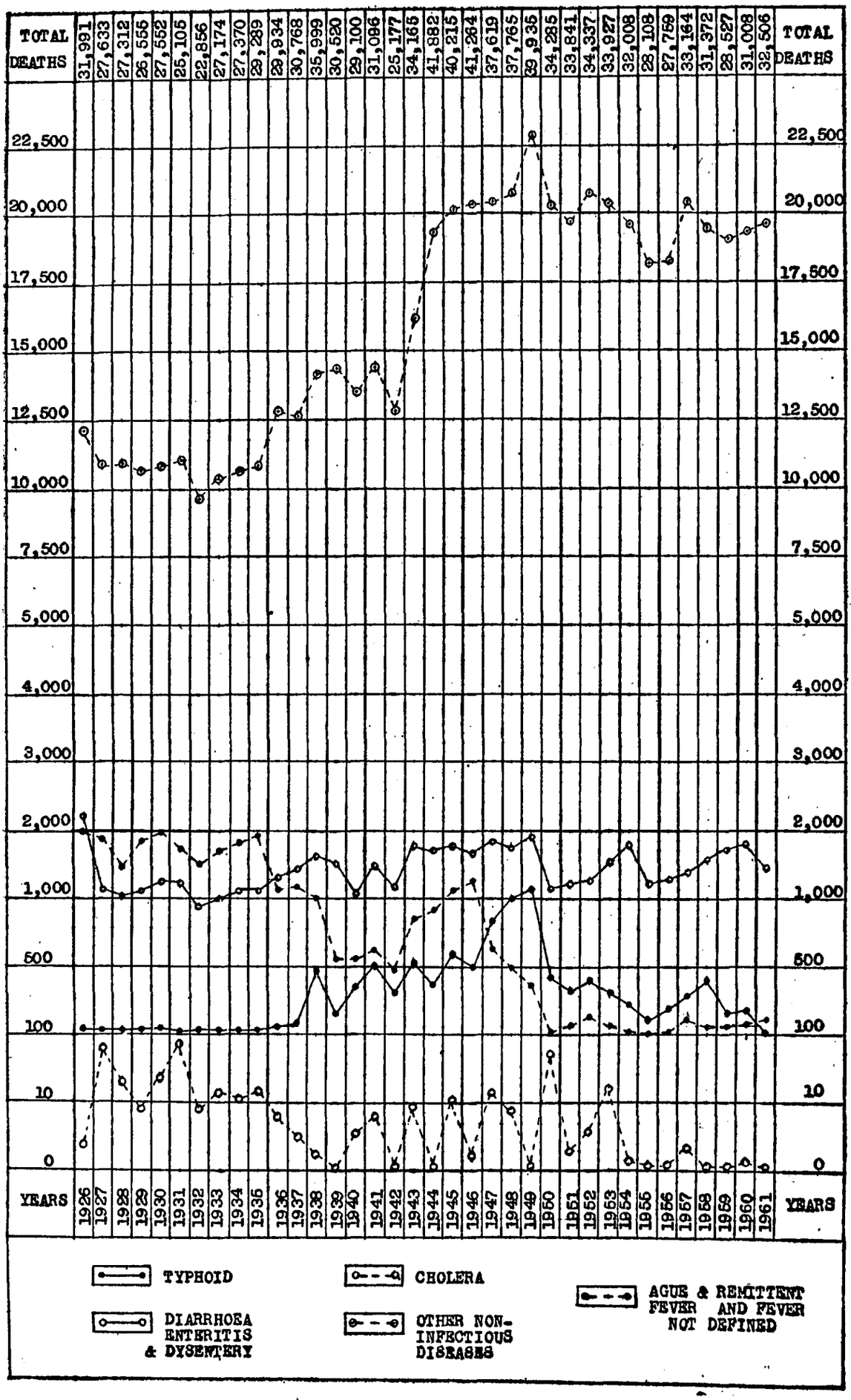

Annual Report of the Executive Health Officer for the year 1961.

Dr. R. B. Fondekar, M.B.,B.S., B.Hy., continued to hold the post of the Executive Health Officer throughout the year.

Population.—The decennial census enumeration of 1961 was completed and the population of the city was 27,71,933.

The population figure for the city *viz.*, 27,87,000 as per the mid-year estimated populati on of 1961 has been taken as the basis for rates for vital statistics in this respect.

The ninth quinquennial livestock census operations of Greater Bombay was entrusted to the Bombay Municipal Corporation by the State Government. The census operation was started on the 10th March 1961 and completed on 14th April 1961. The Deputy Executive Health Officer, Dr. D. V. Parulekar, M.B.,B.S., D.Ph. was appointed as charge officer for these operations.

Meteorology.—Meteorological data for the year is given in table 3.

Rainfall.—The total rainfall in millimeters recorded at the Colaba Observatory was 2206.1. It was above normal by 397.3 millimeters. It rained on 130 days as against 112 in 1960 and 116 days in 1959. The wettest month of the year was July, with a rainfall of 1109.8 mm.

PUBLIC HEALTH ADMINISTRATION

(1) **General Sanitation.**—This includes inspection and statutory actions in relation to dwellings and their environs and also the licensable trades, to remedy sanitary defects so as to obviate nuisance in whatever nature they exist.

For this purpose, the city is divided into 7 wards A to G, which are sub-divided into groups each under one of the 18 Medical Inspectors. The latter are further sub-divided into 51 sections, each in the charge of a Medical Assistant or a Sanitary Inspector. These 51 sections are grouped to form 10 registration districts, each being in the charge of a Medical Inspector for the registration of births and deaths.

(2) **Food Sanitation.**—This includes enforcement of sanitation and hygiene in food establishments and hawkers in edibles by adopting measures for destruction of unwholesome and exposed food articles.

Food Adulteration.—Since the Prevention of Food Adulteration Act, 1954, came into force in 1955 sampling of food has become more elaborate than before in the procedure prescribed for it. In addition to the usual staff of Food Inspectors, a mobile squad for surprise sampling with swiftness has been at work to control food adulteration through sampling.

(3) **Registration of vital statistics.**—The registration of births and deaths in the city has been very nearly complete as in the previous years. Live births registered during the year numbered 74,706 and deaths registered during the year numbered 32,506 giving a natural increase of 42,200 persons in the population. Morbidity registration pertained chiefly to the 17 notifiable diseases, prominent among which were Smallpox, Enteric Fever and Diphtheria. The extent of incidence and mortality of these diseases are given later in this report.

(4) **Control of communicable diseases.**—The measures adopted for the prevention of diseases such as Small-pox, etc., included isolation and treatment, contact and mass immunization and health education of the masses.

The incidence of Smallpox was high during the 1st four months of the year. The measures adopted for controlling the incidence are given in detail at " 4 (B) Vaccination " of this report.

Cases of infectious diseases (except tuberculosis, venereal diseases and leprosy) were isolated and treated at the Kasturba Hospital for Infectious Diseases at Arthur Road, which is under a Medical Superintendent. The staff was duly supplemented from time to time when the increase in the number of patients demanded it. The Honorary staff of the hospital rendered valuable service whenever needed.

Cases of *Tuberculosis* were treated at the Municipal Group of Hospitals for Tuberculosis at Sewri and at the Sarvodaya Hospital, Ghatkopar. Advanced cases of T. B. were treated at the Ramkunwar Daphtary Isolation Hospital at Dadar. Admissions to these hospitals were regulated by maintaining a waiting list at the Out-patients Department of the hospital and at the T. B. Clinics. Out-patients were also treated at the clinics at Princess Street, Foras Road, Dadar and Khar.

Venereal Diseases cases were treated at the special clinic at Bellasis Road.

The infectious cases of Leprosy detected at the Municipal Free Dispensaries were directed for thorough examination and treatment at the clinic of the Acworth Leprosy Home, Wadala. The non-infectious cases were treated at the dispensaries.

The *anti-malaria* and *insecticidal services* were carried out by the Insecticide Branch.

Primary vaccination and **re-vaccination** against small-pox were carried out under the direction of the Superintendent of Vaccination.

Immunization against Smallpox, Cholera, Enteric Fever and Plague was carried out at the Municipal Free Dispensaries. This included immunization for the purposes of International Travel as prescribed by the W. H. O. Immunization with P.T.A.P. (for Diphtheria) A.T.S. (for Tetanus) and Triple vaccine (for Diphtheria Whooping Cough and Tetanus) was carried out at certain Dispensaries. Immunization of the Municipal school children as also of the contacts and of general public was carried out in the field.

(5) HYGIENE

Maternity and Child Welfare.—Ante-natal care, care at birth, care during infant and preschool life was rendered through the 6 Municipal Maternity Homes under the charge of six Lady Medical Officers, with a staff of 38 Nurses and 26 Health Visitors. The Medical Officers conducted the main clinics at the respective Homes and 10 subsidiary clinics. The maternity unit at Dharavi was in the charge of two trained health visitors under the guidance of one of the medical officers.

Family Planning.—Instruction and advice in spacing of births were given at the 22 family planning clinics, including 2 centres at the King Edward Memorial Hospital and Bai Yamunabai L. Nair Charitable Hospital, started under the aid received from the Government of India. The Supervising Medical Officer (Maternity) supervised these activities. The operative procedures for family planning are done at the larger Municipal Hospitals on a voluntary basis only.

P. T. A. P.—Arrangements have been made to inoculate children aged 6 months to 5 years, with P. T. A. P. antigen against Diphtheria at post-natal clinics at the 6 Maternity homes.

B. C. G.—B. C. G. Vaccination was given to new-born babies with the consent of the mothers at the 6 Municipal maternity homes. It was also implemented in Municipal schools by Government B. C. G. Vaccination Team from 4th December 1961.

Triple Vaccine.—Triple vaccine is given at the 8 Municipal General Dispensaries and 6 Municipal Maternity Homes.

Well Baby Clinics.—The clinics were conducted at two Municipal Maternity Homes.

Paediatric centres were started at the 3 Municipal Maternity Homes in the city since July 1961, to impart instructions to the mothers regarding hygienic care of children and treatment of diseases, peculiar to them, where infants and toddlers upto the age of 6 years were admitted. The services such as free milk, health and nutrition talks, home visits by the public health nurses, keeping a complete record of child's month to month progress, suitable treatment for any abnormality or deformity were rendered at these clinics.

School Health Work.

(*a*) *Medical services.*—Out of about 2,47,872 pupils in the Municipal Schools, 39,221 were examined and of them 31,584 were found to have one or more physical ailments. Arrangements to treat 14,354 pupils were made in the school clinic at the King Edward Memorial Hospital.

(*b*) *Milk feed.*—52,130 certified undernourished children were given free toned milk feed of 6 ozs. each during the year under reference.

(*c*) *Free milk powder scheme.*—Powder milk donated by the Lions Club of Bombay was given to the pupils from the Colaba group of Schools who were not covered under the Milk Scheme.

(6) **Municipal Laboratory.**—The analysis of samples of food, Municipal water supply and of clinical specimens was carried out in the Municipal Laboratory in charge of the Municipal Analyst. 38,349 samples were examined during the year chemically, bacteriologically and clinically. Prosecutions were launched in 6,478 cases under the Prevention of Food Adulteration Act, 1954, in respect of the food samples found adulterated.

(7) **Medical Relief.**—Medical Relief was administered through 27 free dispensaries (two Ayurvedic) under 28 Medical Assistants and one Ayurvedic Vaidya, one Mobile Dispensary Unit, 6 Dispensaries for women and children under 3 part-time Lady Doctors, 1 Eye Hospital and an Eye Dispensary under 2 Honorary Surgeons and one Senior Nurse.

The number of new cases treated at the General Dispensaries, etc., was 6,03,278. The total attendance was 23,79 ,160. The figures at Dispensaries for Women and Children, were 4,789 and 31,787 respectively.

There were 374 indoor patients treated at the Eye Hospital while 13,874 cases were treated at the Eye Dispensary.

In 13 out of 27 dispensaries, arrangements were made for carrying our active immunization against Diphtheria with P. T. A. P., of children below 10 years of age. Anti Tetanus injections were also given at these 13 dispensaries.

(8) **Health Education.**—This was carried out by the Public Relations Officer, through all modern publicity media. The details are mentioned in that officer's report.

(1) GENERAL SANITATION

Sanitary condition of the city was, on the whole, satisfactory throughout the year. Insanitation where detected, was interalia, due to bad habits of citizens, neglect of landlords to maintain their premises in a clean and sanitary condition, high density of houses and persons per acre, insanitary dwelling such as huts and practical difficulties such as absence of proper access, transport difficulties, etc., in the way of rendering adequate conservancy services, both as regards the removal and disposal of refuse and also comparative shortage of water supply.

Grading of Eating Houses.—The scheme for grading of Eating Houses has been introduced. The scheme contemplates improvement of sanitaty etc., conditions obtaining in Eating Houses, by setting competition amongst the licensees. Grades I, II or III are determined on the basis of marks secured out of 100 allotted for the observance of the conditions of the Eating House licence and the grade allotted to an Eating House is required to be exhibited at a conspicuous place at the entrance of the Eating House, in the prescribed proforma. Eating Houses securing less than 35 marks are not allotted any grade. Such Eating Houses are not allowed to be licensed and they come under prosecution till either they improve the condition or vacate.

Water supply.—The City continued to receive chlorinated water supply. Apart from occasional complaints from individuals as regards unwholesome water supply at certain points of the distribution system breaches were noticed or suspected in pipe lines in certain localities which were got repaired promptly. Constant check of the quality of the water supply and dosage of chlorine was exercised through systematic sampling and analysis of water at various points in the supply and distribution system.

Drainage.—A greater part of the Mahim area in Bombay city is covered in three Town Planning Schemes. Sewers have been laid in a major portion of it.

DIAGRAM B

ANNUAL DEATH RATE IN BOMBAY CITY

(1901-1961)

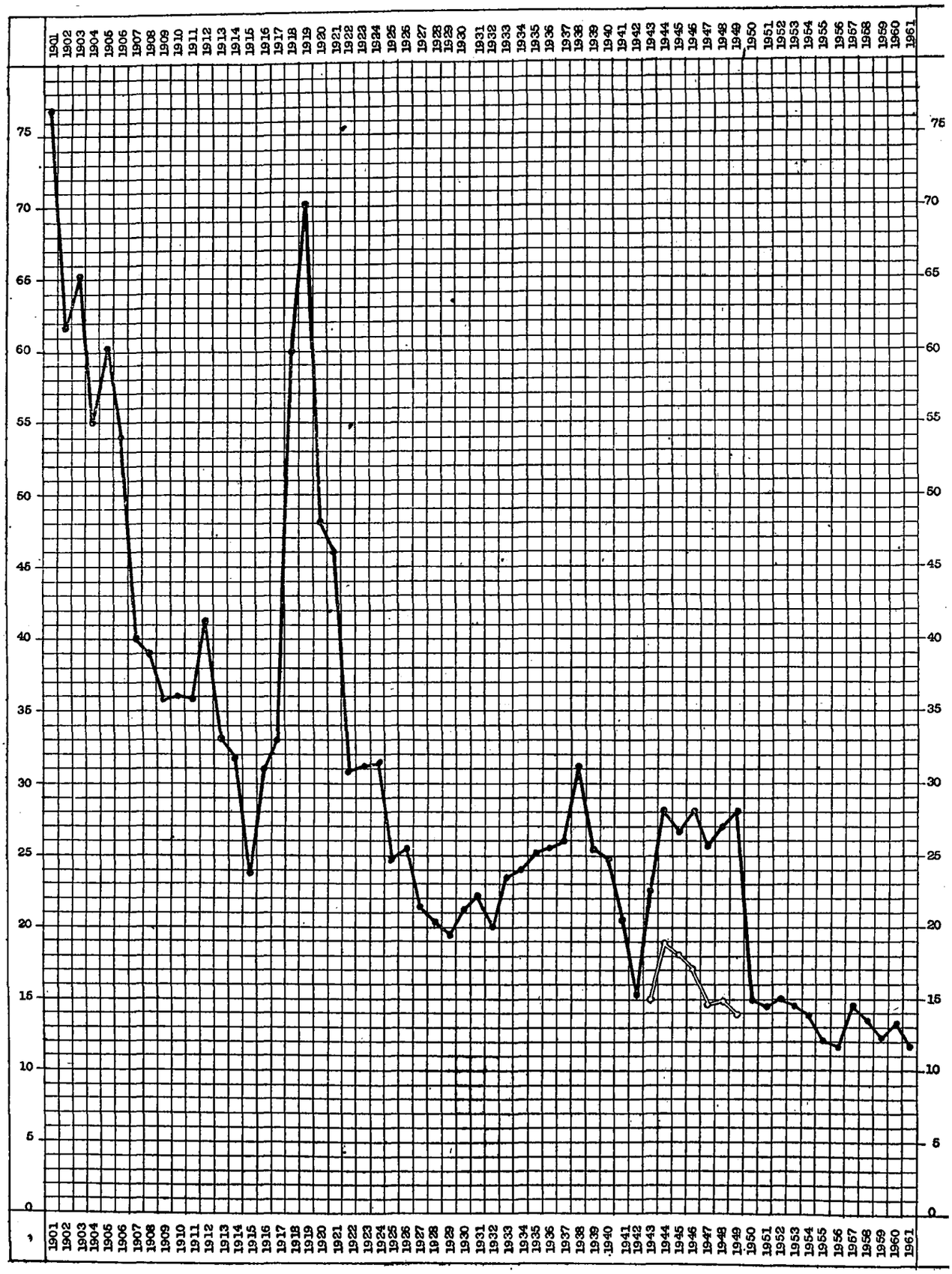

CENSUS POPULATION (1961) : 27,71,730

RATIONING POPULATION BEGINNING OF 1960 : 27,71,282

RATE ON CENSUS POPULATION

RATE ON RATIONING POPULATION

DIAGRAM C

DEATH RATE PER 1000 POPULATION FROM PRINCIPAL CAUSES IN BOMBAY CITY IN 1961 AND THE DECENNIAL AVERAGE 1951-1960

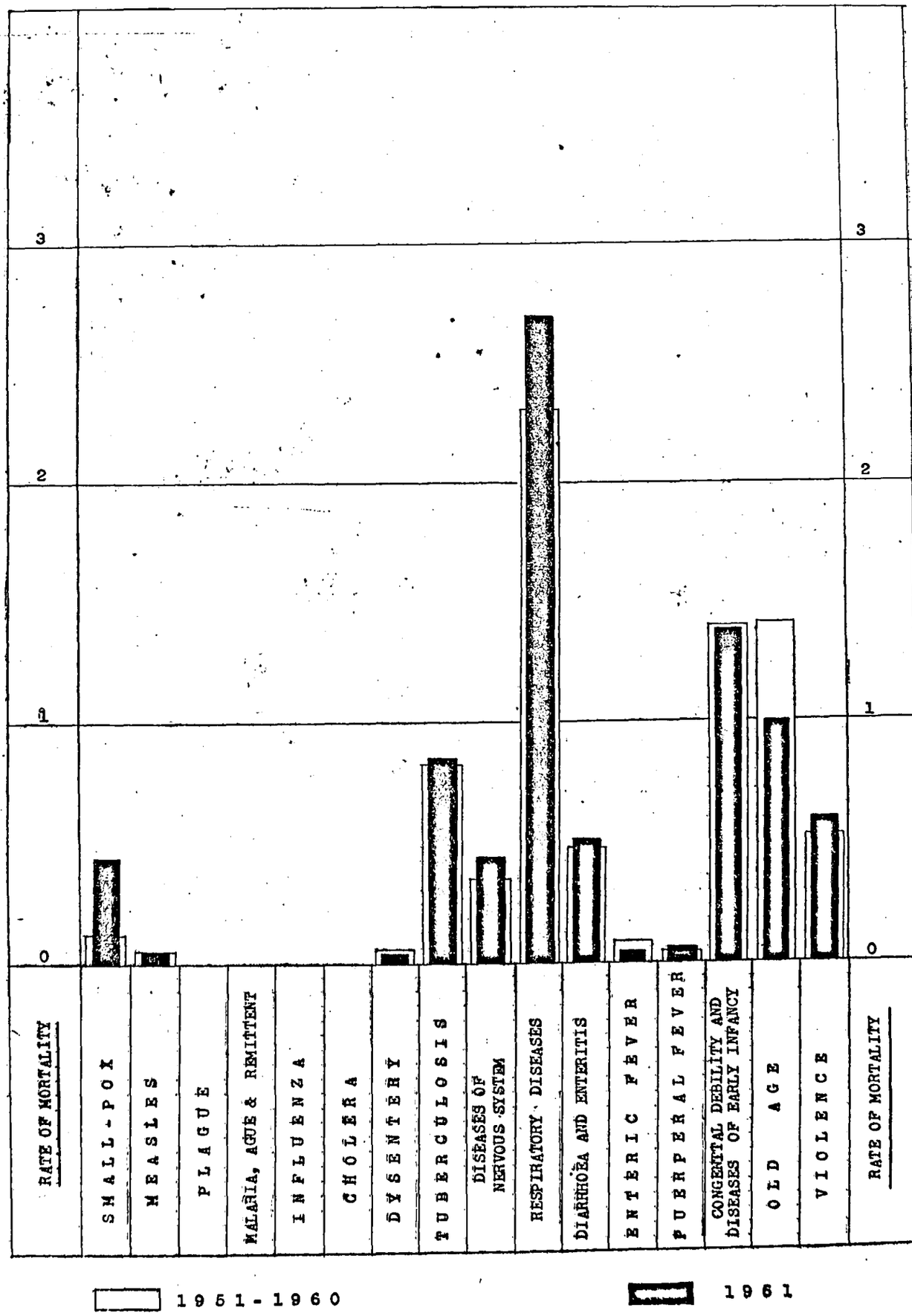

Sanitary control of dwellings.—The routine inspection of dwellings for detection of sanitary defects was made by the Sanitary Inspectors, Medical Assistants and Medical Inspectors under the general supervision of the Assistant Health Officers. During the year 625 insanitary huts were demolished or vacated.

Sanitary inspection.—Details are given in table 4. Slum areas continued to receive special attention so far as sanitary measures in general were concerned. However, with the passing of the amendment of the Bombay Municipal Corporation Act about the middle of 1954, regarding slum clearance, particular attention was paid by the Municipal Engineering Department to slum clearance schemes.

(2) FOOD SANITATION

(*i*) A statement regarding the work of enforcement of milk sanitation is given in table 5.

(*ii*) Particulars regarding the destruction of unwholesome food are given in table 6.

(*iii*) Statements regarding statutory notices and court cases are given in tables 7 and 8 respectively.

(3) VITAL STATISTICS

(A) **Births and Birth-rate.**—The live births registered during the year were 74,706 which were 3,662 more than in 1960 and 8,102 above the average of the decennium 1951-1960. Of the registered births, 38,198 were males and 36,508 females, giving a proportion of 104.6 males to 100 females. The birth rate was 26.8 per 1,000 of the mid year estimated population. Details are given in tables 2,9,10,11,12 and 13.

The number of still-births reported was 3,094 or 4.1 per cent. of live births.

(B) **Deaths and Death rate.**—The total number of deaths registered from all causes was 32,506 as against 31,008 in 1960, being 1,101 more than the annual average mortality of the preceding 10 years, and 2,140 more than the mean mortality of the preceding 5 years.

The death-rate per 1,000 of the mid year estimated population was 11.7. Twenty-six per cent. of the total deaths were among infants below 12 months. Out of these, 43.5 per cent. were recorded as due to congenital debility or premature births or malformation, etc.

The annual number of total deaths from different causes in the city since 1926 is plotted in graph A, facing page 1. Death-rates are shown in diagram B, facing page 2.

(C) **Mortality by sex and age.**—Of the 32,506 deaths, 18,362 were among males and 14,144 among females. The excess of deaths among males may be ascribed to the slight preponderance of males in the population, their number being nearly 61. 5 per cent. of the total population. The death rate among females was, however, actually higher than that among males. The male death-rate was 10.8 and the female 13.3 as against 11.9 and 15.8 respectively in 1960 (*vide* tables 14,15 and 16).

(D) **Principal causes of deaths.** are given in table 17.

It will be seen from the diagram C (facing page 3) that diseases of the respiratory system claimed the highest number of deaths as in the past with a death-rate of 2.7 per 1,000 of the mid-year estimated population. A large proportion of deaths from respiratory diseases occurred among infants and children under 5 years of age. The causes coming next on the list for the year were 'congenital debility' and 'diseases of early infancy' (1.4), old-age (1.0) and tuberculosis (0.8).

(E) **Ascertainment of causes** of deaths are given in table 18.

(F) **Mortality by months** is given in tables 19 and 20.

(G) **Details** of mortality by sections, etc., are given in tables 21,22 and 23.

(H) **Copies of birth and death registry Issued.**—During the year 16,559 copies of registry of births and 19,184 copies of registry of deaths were issued. The total fees received for copies of certificates, for searches of birth and death registers for various periods and for producing records in courts of law, amounted to Rs. 89,578.18 as against Rs. 66,305.04 nP. in 1960.

(I) **Infant Mortality.**—(*a*) Deaths among infants under one year of age numbered 8,452 which was 700 more than in the preceding year and 141 more than the annual average of the previous decennium. The infant mortality rate for the year was 113.1 per thousand of live births as against 109.1 in 1960.

(*b*) Of the 8,452 infant deaths, 7,767 *i.e.* 91.9 per cent were among the infants born in the city and 685 *i.e.* 8.1 per cent were among those born out side the city *vide* table 24. The births of these 685 infants were naturally not registered in the city birth registry. Excluding these 685 deaths, the infant mortality rate would be 103.9. How much of this reduction in the rate could be set off against the deaths of infants occurring outside the city, though born and registered in the city, cannot be estimated. But in the absence of any specific cause of evidence of emigration, the number must be small, and, therefore, the infant death-rate after correction for residence would not be much above 103.9 *i.e.* 9.4. less than the recorded rate of 113.1.

Diagram, D facing page 4, shows the trend of infant mortality rate in this city during the last 80 years.

(*c*) **Causes.**—It will be seen from tables 25 and 26 that 6,430 or nearly 76.0 per cent of the total infant deaths were due collectively to diseases of the respiratory system, infantile debility and premature births, as against 5,625 deaths or 72.6 per cent in 1960. Diarrhoea and Enteritis caused 793 deaths, Ague and Remittent Fever and FeverNot Defined 31 deaths and Convulsions caused 77 deaths. Deaths from Small-pox and Measles numbered 184 and 40 respectively, while Poliomyelitis caused 4 deaths.

(*d*) **Quinquenial averages.**—Compared with the annual average of the preceding five years, the total deaths among infants in 1961 were 734 more. An increase of 102, 167 and 544 was, however, recorded respectively under Smallpox, Infantile debility and malformation including Premature births, and diseases of the respiratory system, respectively, *vide* table 27.

(*e*) **Age at Death.**—The infant deaths in the first week of life were 2,437 or 28.8 per cent and in the age-period 1 to 4 weeks, 1,335 or 15.8 per cent of total. Thus, 3,772 infant deaths or 44.6 per cent, of the total number occurred in the first month of life. In the next two age-groups, *viz.* 4 weeks to 6 months and 6 to 12 months, the infant deaths numbered 2,435 and 2,245 respectively consituting 28.8 per cent and 26.6 per cent of the entire infant mortality (*vide* table 26). For neo-natal death-rate, see tables 28.

(*f*) **Infant mortality by months** : See tables 29, 30 and 31.

(*j*) **Maternal Mortality Rate:** This rate was 1.6 as against 1.5 in the previous year. Deaths in puerperal state by causes are given in table 32.

(4) CONTROL OF COMMUNICABLE DISEASES

(*a*) *Notification.*—The total number of notifications of infectious diseases received during the year was 6,935 as against 12,982 in 1960 (*vide* table 33). Of these 6,819 (98,3 per cent) were from the District Registrars and 116 (1.7 per cent.) were from the medical practitioners.

(*b*) **Plague** was absent during the year.

Anti-Plague Measures : Rat Destruction.—The total number of rats caught and destroyed in Greater Bombay during the year was 4,33,390 (including 1,19,120 Rattus Rattus and 1,78,447 Gunnomys Kok) as against 8,42,657 in 1960. No rat was found plague-infected, *vide* table 34.

Susceptibility of rats to plague.—The Haffkine Institute reported that the susceptibility of rats to plague was as below: —

R. Rattus :	... 8.3 per cent.	...	susceptible.
Gunnomys Kok :	... 73.7 per cent.	...	Do.

Other anti-plague measures *viz.* (*ii*) Flea destruction, especially through D. D. T. dusting of rat-holes and D. D. T. spraying of houses etc., and (*iii*) thorough cleansing of areas were also carried out.

(*c*) **Smallpox** breaks out in an epidemic form every 3 and 5 years in Bombay, most probably due to the influx of unprotected population into the city from the mofussil areas and also due to the fact that re-vaccination is not compulsory and the primary vaccination does not render lifelong protection. Smallpox caused 2,759 attacks (including 56 originating in other local areas of India) and 1,192 deaths (*vide* table 35.)

(*d*) **Cholera** was absent during the year. Preventive measures including food sanitation campaigns were continued. 27,216 persons were inoculated against cholera.

(*e*) **Influenza** was recorded as the cause of 17 deaths as against 24 in 1960 and the annual average 28 for the preceding decennium.

(*f*) **Enteric Fever.**—The number of notified cases *viz.*, 704 (including 34 originating in other local areas of India) was 2,615 less than that in 1960. The total number of deaths was 107 as against 219 in 1960. The case mortality rate was 6.6 *vide* tables 37 and 38. 2,89,044 persons were inoculated with T. A. B. Vaccine. House to House and room to room T. A. B. inoculations were carried out. Other preventive measures, including D. D. T. spraying as an antifly measure, surprise inspection of food establishments, etc., destruction of unwholesome foodstuffs, propaganda, etc., were carried out as usual, besides treating all cases of typhoid with chloramphenicol, etc. at the Kasturba Hospital for Infectious Diseases at Arthur Road.

(*g*) **Acute anterior poliomyelitis** caused 121 cases, (17 originating in other local areas of India and, 2 imported) and 26 deaths.

(*h*) **Diphtheria.**—1,488 cases were notified (*vide* table 36). Of these, 102 originated in other local areas of India and 91 cases proved fatal.

(*i*) **Cerebro-spinal meningitis.**—Two cases were reported, one proving fatal, as against four fatal cases during 1960.

(*j*) Tuberculosis took a toll of 2,303 lives and the death-rate of tuberculosis was 0.8 per 1,000 of mid-year estimated population, *vide* tables 39 and 40.

The sputum examination of specimens sent by the medical practitioners was done free of charge at the Municipal Laboratory.

Cases of tuberculosis were admitted to the Municipal Group of Hospitals for Tuberculosis at Sewri which has an accommodation for 458 in-patients besides 200 beds are reserved by the Bombay Municipal Corporation at the Sarvodaya Hospital, Ghatkopar. The cases directed by the 3 clinics were admitted as per the waiting list maintained at the hospital outdoor after examination by the honoraries. A.P. and P.P. refills and screening were done at the hospital and at the clinics at Princess Street, Foras Road, Dadar and Khar. Advanced cases of T. B. are isolated at the 88 bedded Daftary Municipal Isolation Wards at Dadar.

(*k*) *Venereal Diseases.*—The Municipal Venereal Diseases Clinic, 254, Bellasis Road.

(l) **Prophylaxis.**—The prophylactic centre at this clinic was kept open day and night while the centre at Foras Road was kept open from 6-30 P. M. to 2-30 A. M. every day. Periodical exhibition of instructive and educative films was arranged at this clinic for the benefit of the patients. Medical Officers and the Medico-Social Workers explained to the patients the preventive aspects of the venereal diseases. The attendance at these two centres during the year was 25,129 and 3,500 respectively.

DIAGRAM D

DEATHS IN INFANTS PER 1000 BIRTHS IN BOMBAY CITY (1881-1961)

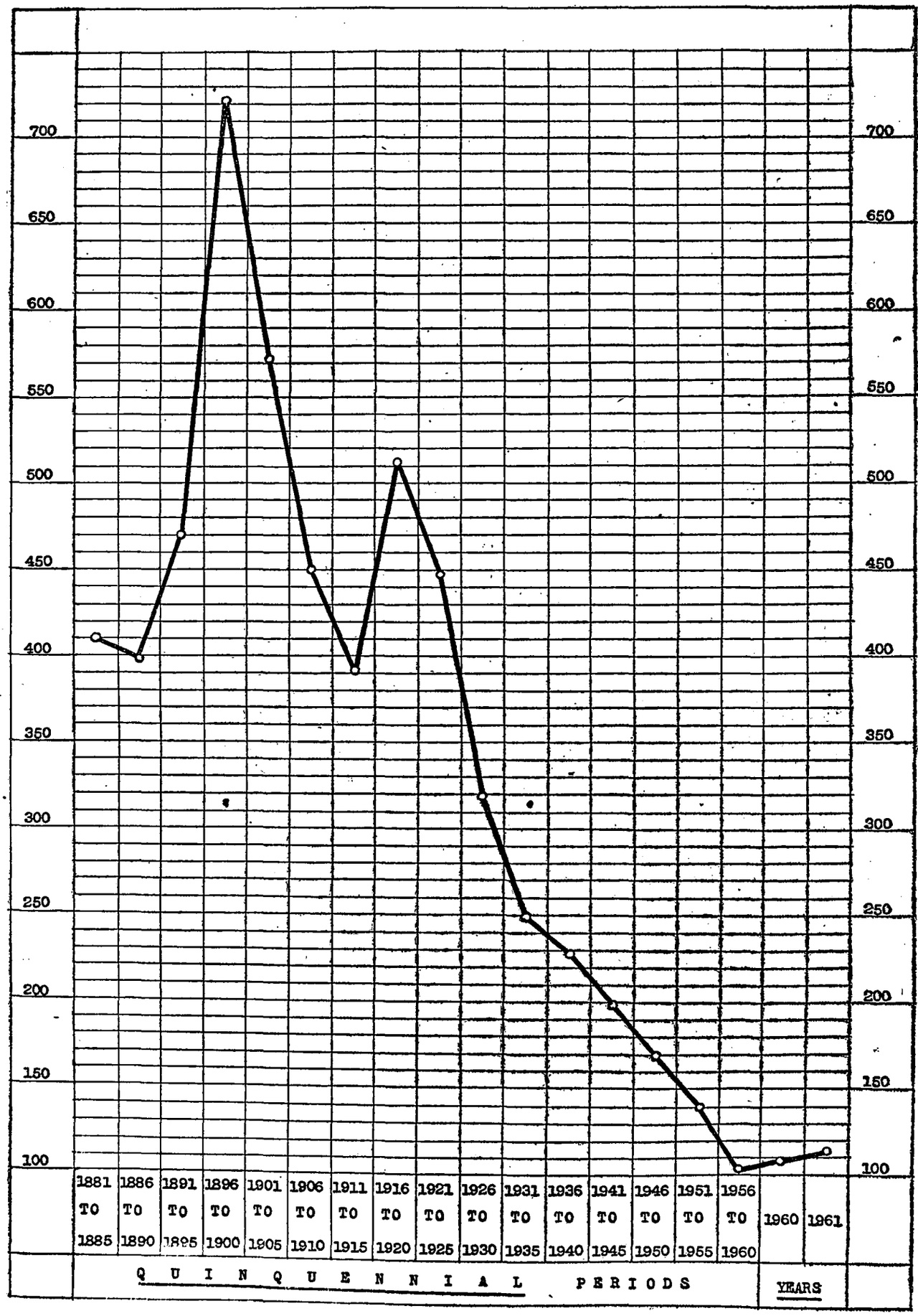

(2) **A Contact Investigation Centre.**—The two Medico-Social Workers-one for the male patients and the other for the female patients-induced the defaulting patients and married partners to take continued and complete treatment at this clinic. The response was quite encouraging *vide* Tables 44 and 45.

(3) **Diagnosis.**—The clinical diagnosis of all cases attending the clinic was confirmed by latest laboratory tests in the laboratory at this clinic. Blood samples and urethral smears of patients sent by private Medical Practitioners were tested and examined microscopically and reports were sent to them confidentially and free of charge.

Details of laboratory work done are given in table 46.

(4) **Treatment.**—Latest and modern methods of treatment were followed at this clinic. Male and female patients were examined and treated in separate wings of the clinic maintaining absolute privacy and secrecy.

Antibiotics like Penicillin " G " in oil, strepto-Penicillin, Aureomycine and Chloromycetin etc., were the drugs used in the treatment of venereal diseases.

(5) **Physiotherapy.**—Short wave, Ultra-violet and Infrared were also done in all indicated cases.

(6) **Follow up work.**—The two Medico-social workers and the Clinic Nurse paid home visits and induced suspected cases and contacts to attend the clinic and defaulters to continue treatment. The Medico Social Worker paid 166 visits while the Nurse contacted 2,160 patients.

(7) **Training in Venereal Diseases.**—Medical interns, private practitioners, health visitors and students of Ayurvedic College and Sanitary Inspectors' class, Nurses etc., were given instructions and demonstration and training in the control of venereal diseases.

(8) **Serological Screening.**—933 Samples of blood were received from Municipal Maternity Homes (607 ante-natal and 326 post-natal) for opinion. Out of these, 92 were positive for Kahn's or V. D. R. L. Test. These positive cases were treated in the respective maternity homes for the convenience of the patients.

(9) **Summary of cases.**—19,473 (17,029 Males and 2,444 females) Venereal and 1,390 (536 Males and 854 Females) Non-venereal cases were treated during the year, *vide* tables 47 to 50.

Out of 19,473 Venereal cases, 6,848 were Syphilis, 5,674 were Gonorrhoea and 6,951 were cases for Non-Syphilitic Sores *vide* table 50.

(l) **Leprosy.**—The Acworth Leprosy Home has been doing commendable work for over 61 years in this important branch of the control of communicable diseases. In addition to providing a Home for the isolation of patients either voluntarily admitted or committed by the Police, under the Bombay Leprosy Act, the Institution conducted a well-equipped out-patient clinic.

The Corporation bears the entire cost of the out-patients clinic attached to the Acworth Leprosy Home and also the additional cost on account of :—

(*i*) 48 beds for the voluntary patients.

(*ii*) 75 beds for the resident patients (domiciled in Bombay),

(*iii*) Domiciliary services.

(*iv*) Rs. 10,000 every year for rendering sulphone treatment.

(*v*) One-third of the recurring expenditure on account of the Greater Bombay Leprosy Control Scheme Activities and the entire cost of capital works such as construction, etc.

The average daily attendance of patients during 1961 was 209.7 and the total number of new cases treated at the clinic was 3,182.

The Home had an accommodation of 500 beds for the isolation and treatment of leprosy patients.

Six Health Visitors, appointed by the Municipality including 1 for the Suburbs and 1 Medical Social Worker and 3 non-Medical Assistants appointed by the Acworth Leprosy Home are doing the important work of detecting cases of the disease among the contacts of patients. The medical assistants in charge of the Municipal free dispensaries have also been specially trained for detection of early cases of leprosy.

Under the Greater Bombay Leprosy Control Scheme, eight clinics were conducted, four in the city and four in the suburbs, for the diagnosis and treatment of leprosy. A clinic at Choksey Charitable Dispensary, Malad was started from 1st October 1961. One Honorary Secretary, 3 Assistant Medical Officers, 7 Health Visitors, 5 Ward-Boys, 2 Medical Social Workers and an experienced clerk were appointed under the scheme.

The details of the field work of these seven Health visitors and other leprosy work done are given in tables 51 and 52.

(*m*) **Malaria.**—Malaria was registered as the cause of 1 death and Ague and Remittent Fever caused 1 death. The annual average of deaths due to these diseases during the last decennium was 15 and 10 respectively, *vide* tables 13 and 17. Inspections for detection of mosquito breeding places and destruction of the detected breeding were carried out. Neither the urban vector Anopheles Stephensi, nor any other known vector species of Anopheline was detected during the year. Actions were taken against the house owners to enforce anti-mosquito measures.

Tables 53 and 54 show the total number of wells, cisterns, etc., found breeding Anopheles mosquitoes.

No children were examined at their homes as Malaria has ceased to be a problem in the City.

Table 55 shows the number of pupils examined in Municipal schools and number found with enlarged spleen by the School medical staff.

One out of 79 blood smears taken from fever cases at the Municipal Dispensaries was found to be positive for Malaria parasites.

Wells.—12 retained wells and 3 H.C.C. wells were filled in and two open wells and one partially open well with trap door were rendered hermetically cement concrete covered.

The total number of wells in the City on 1st January 1961 was 2,081, of which 1,654 were hermetically cement concrete covered and 427 were open or partially open. The position as on 31st December 1961 is shown in table 56.

All the retained wells, except a few were stocked with gambusia fish replenished every six months or oftener when found necessary.

Cisterns.—The total number of cisterns in the City was 85,353.

Overhead cistern.—All the 235 overhead cisterns on Mills and similar other premises were maintained in a mosquito proof condition.

Mill Tanks.—There were 77 mill tanks in the city which were periodically inspected and necessary measures to prevent or destroy mosquito breeding in them were adopted promptly. Some of these mills were kept under insecticide treatment also.

Storm-water entrances.—Details regarding these are given in table 57.

Precautions against Yellow Fever.—Campaign against Aedes Aegypti mosquito, the vector of yellow Fever was continued throughout the year. The stegomyia index had not risen over 0.2 per cent. which was well within the margin of safety.

Monsoon action and mosquito nuisance.—Notices were issued against owners of premises, etc., to keep their compounds free from mosquito breeding.

Insecticide services.—Fly and other insect pests likely to cause nuisance were further reduced as a result of regular anti-fly and other disinfestation measures by the Insecticide Branch squads.

Filariasis.—An entomological survey to assess and delimit the tranamission of filariasis by Culex fatigans was continued during the year. The findings are shown in table 60. Radical measures to liquidate the breeding places of Culex fatigans by provision of sewers was in progress in all the urbanised areas of Suburbs.

Private treatment on payment of fees.—This work was extended and insecticide squads operated in all the wards of the City making the scheme popular. A sum of Rs. 64,000 was received as fees for rendering such services. Insecticide fogging operations were carried out throughout the City covering all the areas where insect infestation was high. *vide* table 58.

The Malaria Advisory Committee held one meeting during the year.

Disinfection and Disinfestation.—The details of the work done and the quantity and cost of disinfectants and the disinfestants used, are given in tables 59, 60 and 61.

(5) HYGIENE.

(*i*) **Maternity and Child Welfare Services.**—The maternity and child welfare services in the City were continued to be rendered through the six Municipal Maternity Homes, 17 Maternity and Child Welfare Centres (6 main, 10 subsidiary and one maternity unit at Dharavi Road). The schedule bed strength of these six maternity homes was 164. 12,184 deliveries were conducted at these Maternity Homes during the year 1961. The average stay of mothers at the Maternity Homes was 5 days.

The services rendered include :—

(*a*) Domiciliary care, and (*b*) Institutional care.

(*a*) The object of domiciliary care was to impart health education and to carry out health propaganda amongst mothers. These services were extremely useful for guiding mothers in taking care of bringing up well their babies. The services rendered at the 17 Maternity and Child Welfare Centres were not availed of by some mothers on account of social and other customs. The Medical Officer in charge of Maternity Homes also paid domiciliary visits to supervise and guide the Health Visitors in their work.

(*b*) Institutional care included (*i*) Ante-natal, (*ii*) Natal, (*iii*) Post-natal, (*iu*) Infant and pre-school age children care, (*v*) Follow up work and (*vi*) Health Education and Propaganda through posters, leaflets, group talks, demonstrations and filmshows, etc.

During the natal period each mother was explained imopratance of family planning.

Milk was also given free to the poor and needy expectant and nursing mothers, three months before and three months after delivery at the six main clinics attached to the six Maternity Homes. Poor mothers who delivered at their homes were also given help in the shape of milk.

The post mortem examination in the cases of certain deaths occurring in the Municipal Maternity Homes was done at the B. Y. L. Nair Hospital. The object of the post mortem examination was to help to arrive at an accruate diagnosis of the cause of death and to co-relate the same with the clinical signs and symptoms of patients, when alive. Post mortem examination was carried out with the consent of the relatives.

B. C. G. Vaccination of 7,359 new-born babies was carried out at the 6 Municipal Maternity Homes after obtaining consent of their parents by the Medical Officer in charge, concerned.

Well Baby Clinics were conducted at Imamwada and Cadell Road Maternity Homes while the Well Baby Clinics at Bellasis Road and Vicoria Road Maternity Homes were merged with the Pediatric Centres under the Bombay Pediatric Project from July 1961. A pediatric centre was also started at Naigaum Maternity Home in July 1961.

The Object of Pediatric Centre was (1) to provide a service to the community in which an efficient, effective and comprehensive pediatric care can be given outside the hospital by—

(*a*) Promoting good growth and development,

(*b*) Immunization facilities,

(*c*) Teaching family and community health,

(*d*) Teaching improved nutrition

DIAGRAM E

RATE OF MATERNAL DEATHS PER 1000 OF BIRTHS (BOMBAY CITY)

(1951-1961)

(1) Rate on Live Births •— — — —•

(2) Rate on Births including still-births) o———o

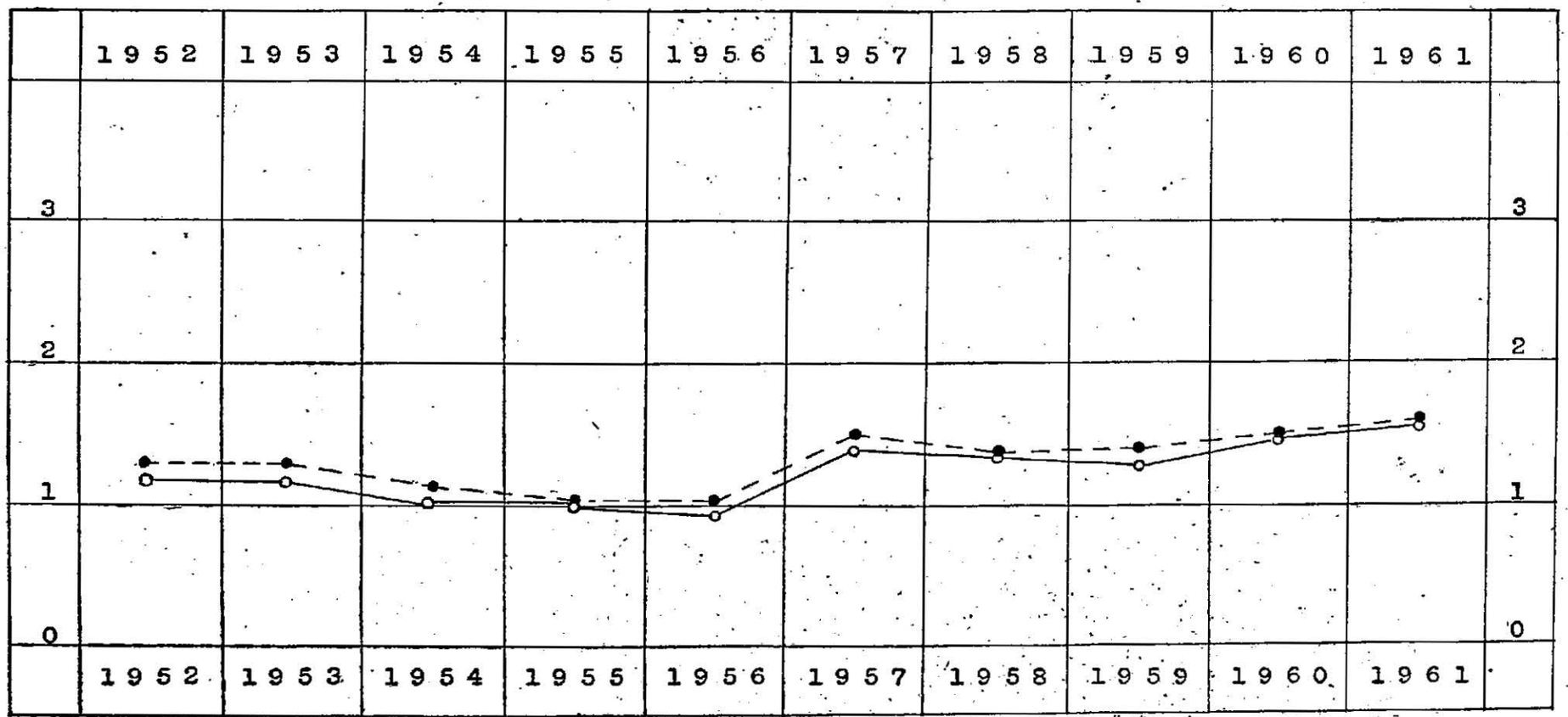

	1952	1953	1954	1955	1956	1957	1958	1959	1960	1961
Maternal Deaths:	88	82	67	67	67	97	97	103	109	121
Births:	66125	62726	63072	66575	64835	64526	67069	74391	71044	74706
Rate (1):	1.3	1.3	1.1	1.0	1.0	1.5	1.4	1.4	1.5	1.6
Rate (2):	1.2	1.2	1.0	1.0	0.99	1.4	1.4	1.3	1.5	1.6

(2) To reduce the load of hospital out-patients departments by referring cases for difficult medical care

(3) To provide a teaching field and educational experience in an urban centre for Doctors, Nurses and allied Workers.

Infants and children aged 6 months and over were given Triple Vaccine at the Six Maternity Homes. Particulars of the children so immunized are given in Table No. 62.

(*ii*) **Family Planning.**—Advice on spacing of births was given confidentially by the Lady Doctor to married women at the 20 F. P. Clinics. Health Visitors who were assigned this work, paid domiciliary visits for follow-up work and propaganda.

The budget provisions for the Maternity and Child Welfare Services and for Family Planning Clinics during the year 1961-62 is shown below :—

		Rs.
(*i*) Maternity and Child Welfare Services	...	1,00,060
(*ii*) Family Planning Clinic	..	40,000

Statistics of work done are shown in table 62. The total confinements etc. in all the institutions doing maternity works are shown in table 63.

(*iii*) **School Health Work :**

(1) *Medical Inspection of school children.*—The total number of pupils in I to IV standards and V to VII standards in 387 Municipal schools and 54 classes in the city, was 1,82,739 and 65,133 respectively.

Medical inspection of 39,221 pupils (21,098 boys and 18,115 girls *plus* 8 special cases presented by parents and teachers) from 254 Municipal Schools including classes, studying in standards I and III, as well as of those from standards II to IV, who had remained unexamined during the previous year, was done during the year under review, of whom 31,584 were found defective. The defects noticed were communicated to the guardians of the pupils. The total defects noticed amongst the children examined were 73,270. The guradian of 1306 children were interviewed by the Medical Officers (Schools) and explained to them the necessity of their wards undergoing clinic and dispensary treatment.

Percentage of common defects to the total number of defects *i.e.* 73,270 is as shown below :—

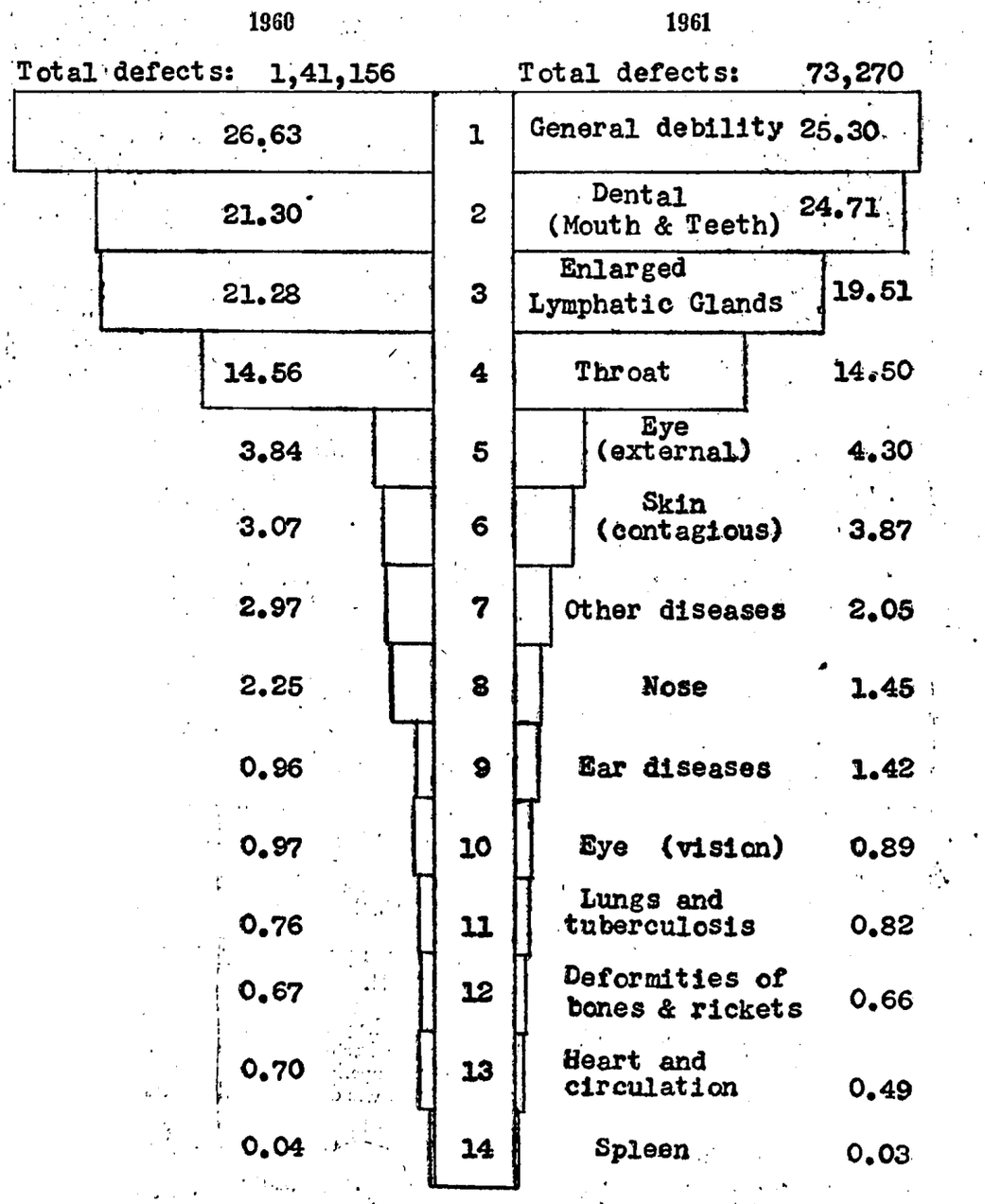

(2) *Correction of defects.*—1940 new and 12,414 old cases with major ailments, were treated at the expanded School Clinic conducted at the K. E. M. Hospital and 186 cases with minor ailments were treated in the Municipal dispensaries, 1,100 children were referred to the Honoraries of the Out-patients' Department of the K. E. M. Hospital, for expert opinion. 183 cases of Tonsilitis were operated at the School Clinic and 3 cases of dog-bite were treated. 555 children suffering from scabies, ringworm and boils were treated in the schools by the Assistant Medical Officers. All the Municipal schools were supplied with emergency outfit. 259 new and 2,688 repeated cases having dental defects were treated at the Nair Hospital Dental College. 23 children suffering from Leprosy, were disallowed from attending schools and their parents were advised the absolute necessity of regular treatment. 210 children were supplied with spectacles free of charge. Screening and investigation of 249 children suspected of T. B. infection, were done through different Municipal T. B. Clinics, out of whom, 14 were disallowed from attending schools during the period of infectivity and 2 were hospitalized in T. B. Hospital, Sewri. Besides this, mass miniature radiographic examination of 1,290 children from the schools situated in Sewri area, was carried out at the Organised Home Treatment Clinic, Sewri and 1,233 children were tested with Tuberculin Test of whom 879 were found positive and 354 were negative. Of the latter, 347 children were vaccinated with B. C. G. Vaccine and 7 were absent. 7 children who were advised treatment, were treated at the clinic.

(3) *Health Education and follow up work.*—240 and 615 health talks on personal Hygiene were given to the children in the schools by the Doctors and Nurses respectively, and 1,504 domiciliary visits and 759 re-visits to ailing children to guide the parents as regards their care and diet were paid by the School Health Nurses.

(4) *Immunization with P.T.A.P. Inoculation.*—During the year 82,663 and 58,938 children below 10 years of age, were immunized with P.T.A.P. 1st and 2nd dose respectively.

T.A.B. Inoculation.—1,16,163 children from Municipal Schools, 13,184 from private and aided schools and 225 students of colleges were inoculated against Typhoid.

Vaccination against Smallpox.—74,708 children from Municipal schools and 16,223 children from private and aided schools were vaccinated. A temporary vaccination station was opened at this office from 8th February 1961 to 27th February 1961 where 2,131 re-vaccinations were done.

(5) *Milk Scheme.*—53,130 undernourished children were catered with 6 oz. of toned pasteurised milk in sealed bottles at 352 milk-distributing centres in schools on every school working day. 1,000 children selected for Special Nutrition Survey, were also supplied with milk during the period from 2nd January 1961 to 20th March 1961. Besides the above, 14,790 children from Standards I to V, whether undernourished or otherwise from the schools situated in the predominently poorer locality, were also catered with milk from 20th November 1961. The supply of milk was, however, stopped during the period from 21st March 1961 to 1st August 1961, 22nd October 1961 to 19th November 1961 and from 24th December 1961 to 31st December 1961, due to poor attendance in schools, non-availability of milk and vacation to the schools.

Free Milk Powder Scheme.—Milk powder donated by the Lions Club of Bombay, was given to the pupils from Colaba Group of Schools, who were not covered under the Milk-Scheme.

Recreation Activities.—First-aid was rendered at all the sports, mass drills and scout rallies, etc., organised by the Municipal Education Department.

(7) MEDICAL RELIEF.

Municipal Free Dispensaries.—The number of new cases treated at the 27 dispensaries and one mobile dispensary was 6,03,278, (3,02,721 males and 3,00,557 females) as against 5,86,645 in 1960. The total attendance was 23,79,160 as against 24,32,230 in 1960 including visits by the dispensary medical officers to patients at their homes (Table 64).

Clinics for women and children were conducted by three part-time Lady Doctors at 6 Municipal Dispensaries for 2 hours thrice a week. The number of new cases treated was 4,789 (3,979 women and 810 children) as against 4,718 in 1960. The total attendance was 31,787. These figures include visits by the Lady Doctors to patietns at their homes.

The eye dispensary and hospital at Kamathipura were attended by two honorary medical surugeons, by turns. The out-patients' department remained open every day from 7 A.M. to 10-30 A.M., except on Sundays and Holidays. The hospital had an accommodation of 6 beds formales and 6 for females with a modest operation theatre and a full-time resident nurse.

The total number of new cases treated at this institution was 14,248 as against 14,907 in 1960. The total attendance was 95,657 as against 1,04,363 in 1960. The number of indoor patients amongst the new cases and amongst the total attendance were 374 and 4,797 respectively (Table 65).

Poor Box Charity Collections.—Details in Table 66 show the account of the income, expenditure, etc., out of the money receievd in the boxes kept at various medical institutions.

(8) HEALTH PROPAGANDA AND EDUCATION.

The health propaganda and education was carried out through the department of the Public Relations Officer and the activities in this connection are given in detail in the report of the Public Relations Department.

4(A) KASTURBA HOSPITAL FOR INFECTIOUS DISEASES, ARTHUR ROAD, BOMBAY No. 11.

Dr. J. K. Thanawala, M.D., F.C.P.S., continued to hold the post of the Medical Superintendent till 19th August 1961. Thereafter, Dr. P. Raghavan, M.D., Medical Director and Professor of Medicine, Seth G. S. Medical College, Bombay, looked after the work of Medical Superintendent during the rest of the year. Dr. R. S. Deshpande, M.B., B.S., D.P.H., Assistant Medical Officer was delegated with powers for looking after the administrative work.

The Honorary staff attached to the Hospital was as follows :—

(1) Dr. B. R. Shah, M.D. ... Hon. Pathologist.

DIAGRAM F

CLIMATIC CONDITIONS IN BOMBAY CITY 1961

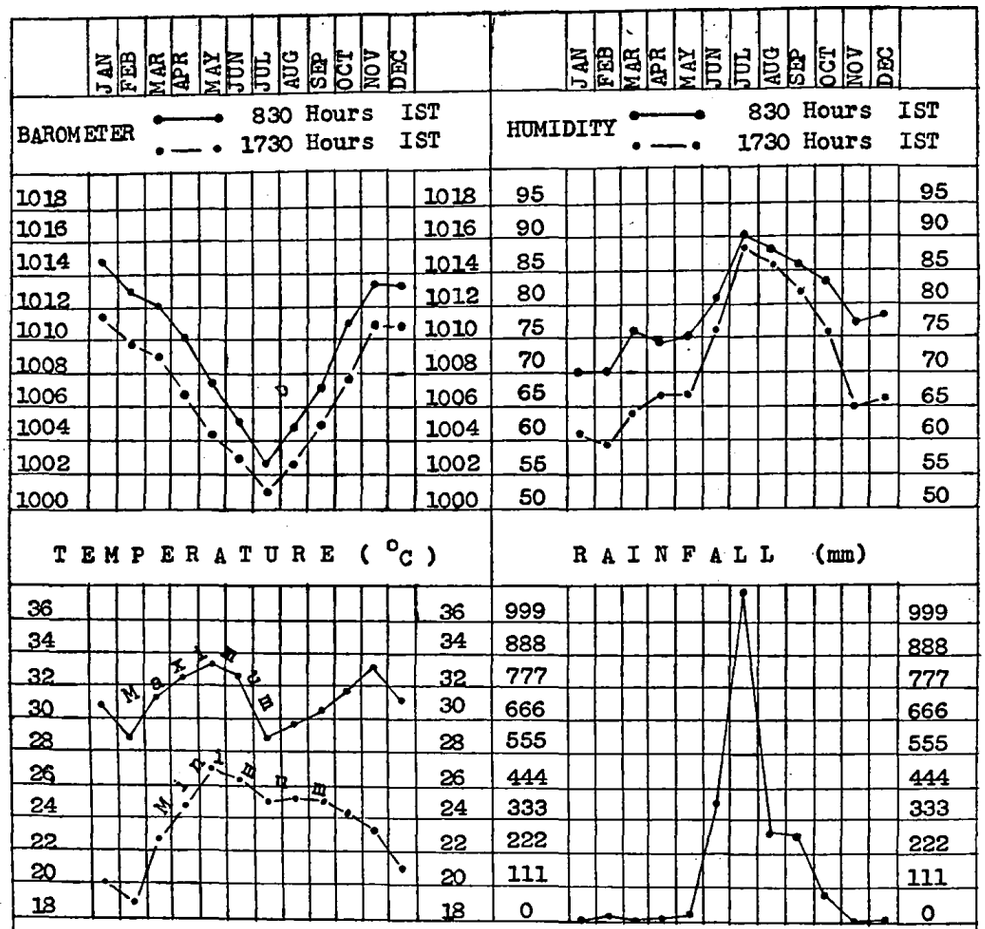

DIAGRAM F 1

DAILY MEAN BIRTHS & DEATHS

(BOMBAY CITY)

(1961)

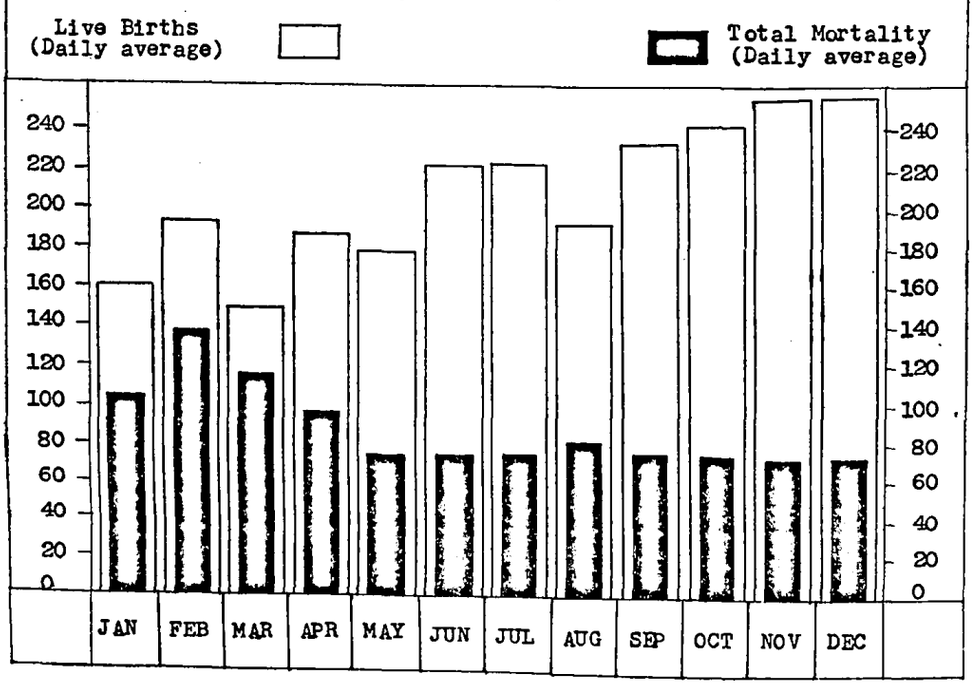

DIAGRAM G-1

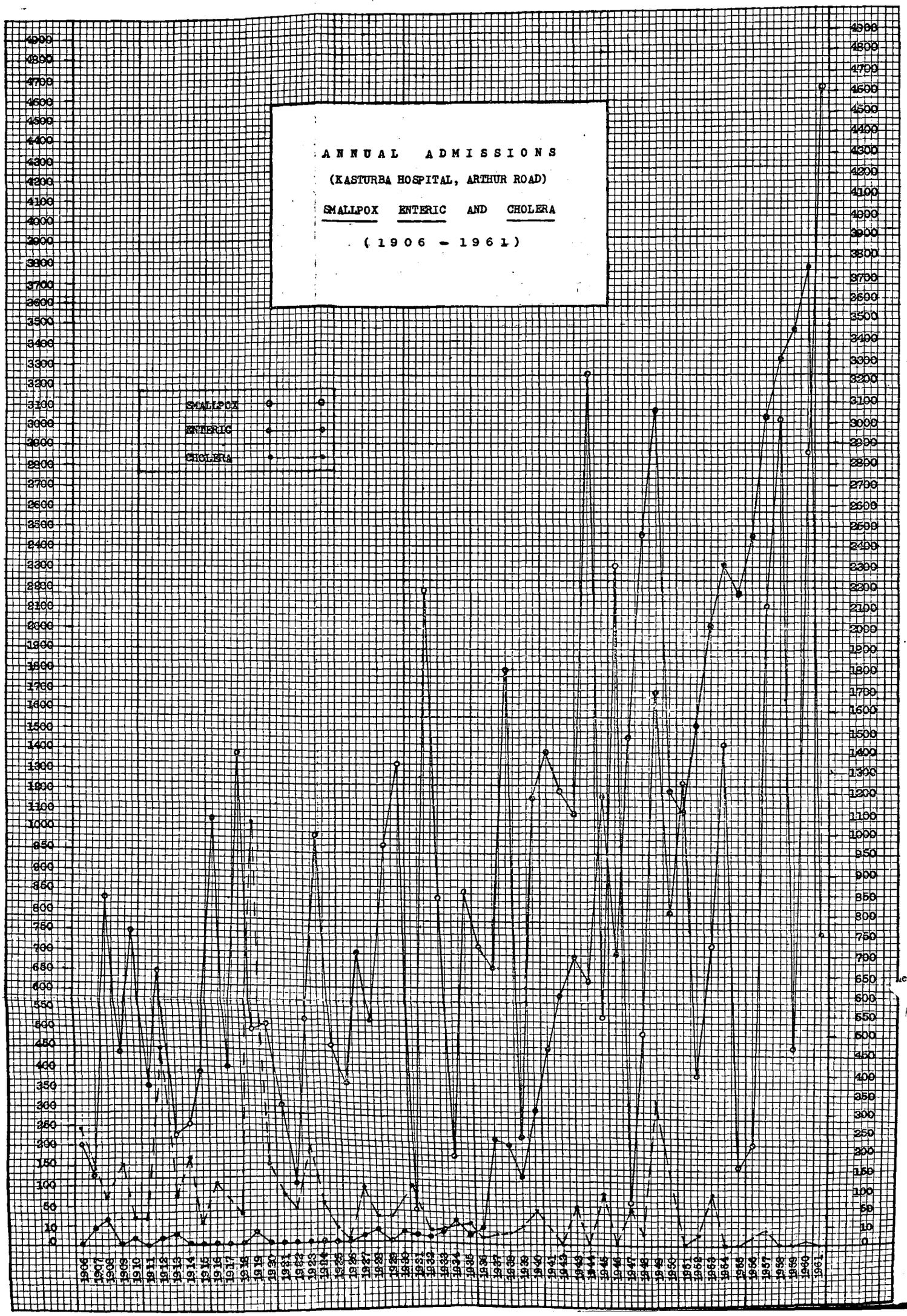
ANNUAL ADMISSIONS
(KASTURBA HOSPITAL, ARTHUR ROAD)
SMALLPOX ENTERIC AND CHOLERA
(1906 - 1961)
SMALLPOX
ENTERIC
CHOLERA

DIAGRAM G-2


ANNUAL ADMISSIONS
(KASTURBA HOSPITAL, ARTHUR ROAD)
DIPHTHERIA, C.S.FEVER, MEASLES & PLAGUE
(1906 — 1961)
DIPHTHERIA
C.S. FEVER
MEASLES
PLAGUE

The Consulting Honorary staff attached to the Hospital was as follows :—

(1) Dr. L. H. Hiranandani, F.R.C.S., D.L.O., F.C.P.S.	... Hon. Aural Surgeon.
(2) Dr. J. V. DeSa, S. D.L.O.	... Hon. Aural Surgeon.
(3) Dr. S. Desai, M.B.B.S., D.O.	... Hon. Dermatologist and Venerologist.
(4) Dr. D. G. Mody, M.B.B.S., D.O., M.S.	... Hon. Opthalmic Surgeon.
(5) Dr. M. V. Sant, M.S.	... Hon. Orthopeadic Surgeon.
(6) Dr. R. G. Ginde, M.S.	... Hon. Neuro-Surgeon.
(7) Dr. R. M. Gaitonde, M.S., F.R.C.S.	... Hon. Orthopaedic Surgeon.
(8) Dr. L. H. Athle, D.M.R.S., M.A.C.S.	... Hon. Radiologist.
(9) Dr. N. S. Vahia, M.D.	... Hon. Psyhiatrist.
(10) Dr. R. B. Raut, L.D.Sc.	... Hon. Dentist.
(11) Dr. Janak, Mehta, M.B.B.S., D.A.	... Hon. Anaesthetist.
(12) Dr. S. C. Sheth, M.D., F.R.C.S., F.C.P.S., D.C.H.	... Hon. Paediatrician.
(13) Dr. V. N. Purandare, M.D., F.R.C.S.	... Hon. Obstetrician and Gynaecologist.

1. **Admissions.**—During the year, 25,073 patients suffering from various acute infectious and communicable diseases except Tuberculosis and Leprosy were admitted in the Hospital, as against 32,542 during the previous year (*vide* Tables 67, 68 and 69). Out of these 25,073 patients, 4,634 were of Small-pox, 753 were of Enteric Fever and 1,632 of Diphtheria. The daily average number of patients was 591. The case fatality rate in the total admissions was 7.8 per cent. On acounct of heavy admissions of cases suffering from major infectious diseases admissions to the cases suffering from less dangerous diseases had to be restricted.

2. **Hospital Accommodation.**—(*Vide* Table 70).

3. **Small pox.**—In a total of 4,634 cases admitted in this Hospital, 1,537 died giving a case fatality rate of 33.17 percent. Excluding 560 deaths which occured within 48 hours of admission of cases in a moribund condition, the case fatality rate was 21 per cent. only. January, February and March were the heavy months for admissions and June, July and August were the lean months. There were no admissions of cases suffering from Small-pox from September onward till the end of the year.

The clinical classification of cases of Small-pox and mortality rate in them are given in Table 71. They are also classfied age-groups and vaccinal condition in Table 72.

The Small-pox admissions from 1948 are summarised in Table 73.

4. **Diphtheria.**—The total number of cases admitted during the year 1961 was 1,632. Out of these 117 proved fatal. The case fatality rate was 7.2 per cent.. Excluding the 71 moribund cases that died within 48 hours of admission, the case fatality rate was 2.8 per cent. The operation of the Tracheotomy was required to be performed at this Hospital in 68 cases of Diphtheria with laryngeal obstruction, 17 of whom succumbed to the disease. One case was transferred to this Hospital from other Institution after Tracheotomy operation which was cured. The Diphtheria admissions from 1948 onwards are summarised in Table 74. Cases were admitted from all parts of the City, predominantly from Parel and Byculla localities (*vide*. Table 75) The incidence by age is shown in Table. 76.

Erythromycin was administered in 253 cases with severe toxaemia and Bull's Neck out of which 22 died. This antibiotic helped to reduce the fatality rate of the disease.

The highest incidence of the disease was in the age-group of 2 to 5 years. The youngest patient admitted was a female child aged 16 days and the oldest a female aged 70 years. The former was cured while the latter expired.

The Diphtheria admissions are classified in Table 77.

A centre was started at this Hospital in June 1955 for the active immunization with P.T.A.P. of the contacts of Diphtheria cases. By the end of the year, as many as 8,468 persons took the advantage of the Centre.

5. **Enteric Fever.**—The admissions during the year numbered 753 as against 3,786 during the previous year. All these cases were confirmed by Widal Test in rising titre. May, July, August and December were the peak months for admissions.

Meningeal symptoms developed in 4 cases and 12 had a relapse. Signs of intestinal perforation were not detected in any of these cases.

Further particulars about complications of the disease are given in Table 78.

Seventyseven cases proved fatal, giving a case-fatality rate of 10.2 per cent. Excluding 29 deaths which occurred among the cases admitted in a moribund condition and within 48 hours of their admission, a case fatality rate was 6.4 per cent. Considerable reduction in the mortality rate could be attributed to early and on a large scale administration of Chloramphenicol and the administration of sterioidas in toxic and serious cases.

Special treatment.—(1) High caloric diet was given to all cases (except when it was contra-indicated due to abdominal complications such as distension, diarrhoea, haemorrhage, perforation, etc.). The satisfactory response to this diet therapy was shown in all cases by way of improvement in the general condition within 24 to 48 hours, reduction in the complications and also shortening the convalescenece.

(2) Whole Blood Transfusion was given in 19 cases, who had intestinal haemorrhage, of whom 13 died.

(3) Chloramphenicol was administered to all the cases in 12 hourly/6 hourly doses according to the clinical condition of the patients. Inj. Chloramphenicol was administered to cases who were in a very toxic and delerious condition and unable to take the drugs orally. It was administered in 1 Gm. B. D. or 0.5 Gm. six hourly (to the adults) till reduction in toxaemia and improvement in general condition was achieved.

Incidence of Enteric Fever and case fatality rate from 1948 are shown in Table 79.

Incidence of age-group is shown in Table 80. The highest incidence of this disease was found in the age-group of 21-30 years. The youngest patient admitted was a male child of 8 months and the oldest a female of 60 years. Both were discharged cured.

6. **Anterior Poliomyelitis.**—77 cases of Poliomyelitis were admitted. 12 cases proved fatal. 60 cases were of Spinal variety, 15 were of Bulbar variety and 2 were of Spino-Bulbar variety.

7. **Other diseases.**—Of the 267 cases of Measles, 48 of Mumps and 1,089 of Chickenpox admitted, 23, of Measels, 2 of Mumps and 4 of Chickenpox proved fatal. Majority of the cases were from Children's Homes, Convents, etc. The deaths were genearlly due to the complications of Bronchopneumonia. Of the 29 fatal cases, 25 were admitted in a moribund condition and died within 48 hours of admission. 383 cases of Infective Hepatitis were admitted out of which 24 proved fatal. 9 of the latter cases were admitted in a moribund condition and died within 48 hours of admission. There was 1 adult-male case of C. S. Fever admitted and the same was discharged cured. No case of Plague and Cholera was admitted.

8. **Clinical Laboratory.**—The number of investigations carried out in the Laboratory during the year and the injectable solutions prepared are shown in Table 81.

9. **Visitors.**—The distinguished persons who visited the Hospital during the year included :—

(1) Dr. D. N. Sen Gupta, Assistant Professor of Microbiology, All India Institute of Hygiene and Public Health, Calcutta.

(2) Homi J. S. Taleyarkhan, Hon. Health Minister, Maharashtra State.

(3) Alvin R. Feinstein, M.D., New York University.

10. The Works Committee established as per the Adjudicator's Award could not held its meeting as there was no agenda from the Union.

11. The Peshi Committee constituted to investigate into the complaints against the menial staff and to award suitable punishments did not function during the year due to the reconciliation proceedings.

12. The Welfare Centre for the labour staff carried out its activities satisfactorily.

13. **Teaching.**—Instructions in Infectious Diseases were given to 457 M.B.B.S., D.A.S.F., and post-graduate students preparing for the examination of Diploma in Child Health or Public Health.

Student Nurses, Nurses, Halth Visitors, etc., from different institutions also received instructions in nurisng management of infectious diseases and of the Infectious Diseases Hospital.

292 Interns were given training in Infectious Diseases.

The Assistant Medical Officer of this Hospital delivered lectures in Infectious Disease and Tropical Medicine to the student-nurses of J. J. Hospital, Bombay.

14. Students and members of the staff took advantage of the medical library and the recreation activities provided at this Hospital.

15. **Blood Transfusion.**—Instead of supplying donors sealed bottles containing blood of different groups, were supplied by the Bombay City Red Cross Blood Transfusion Service, which were stored in the Laboratory at this Hospital so that blood was available for transfusion at any time.

16. **Nurses' Welfare Fund.**—Total amount received during the year was Rs. 8 as donations and Rs. 126 as subscription from the members of the Nursing staff and the balance to the credit of the Fund at the end of the year was Rs. 2,099.92.

17. **Expenditure.**—The total expenditure during the year was Rs. 20,35,585 as against Rs. 25,41,466 during the previous year.

The average weekly and daily cost per patient is given in Tables 82 and 83.

(6) MUNICIPAL LABORATORY.

During the year under report, Dr. V. Sadasivan continued to be the Municipal Analyst and Public Analyst and Sarvashri P. B. Varde and J. K. Bhide continued as Additional Public Aalysists under the Prevention of Food Adulteration Act, 1954. The Municipal Aanalyst continued to be a member of the following Committees :—

(1) Dairy Industry Sectional Committee of the Indian Standards Institution.

(2) Water Sectional Committee of the Indian Standards Institution.

The Laboratory continued to be of assistance to the several departments of the Bombay Municipal Corporation, in the examination of samples of various articles sent by them, but the important items examined in the Laboratory in large numbers were samples of foods of all kinds under the Prevention of Food Adulteration Act, 1954, and water samples collected from all over the City.

The Laboratory received 38,349 samples as against 29,640 in the preceding year. Categorywise, they arrange themselves into the following Groups :—

I.—Chemical Examination :—	
(1) Food—(*i*) P. F. A. Act	12,561
(*ii*) Other than P. F. A. Act	1,577
(2) Water Samples	1,353
(3) Licence Department	844
Chemicals :	
(4) General Stores	158
(5) W. W. Department	6
(6) Hospitals	4
(7) Miscellaneous	381
	16,884
II.—Bacteriological Examination :—	
(1) Water—(*i*) From City and Suburbs	13,399
—(*ii*) From Bombay Port Trust area	433
(2) Disinfectants	58
(3) Vaccines	92
(4) Foods	1,021
(5) Miscellaneous	4
	15,007
III.—Clinical Examination :—	
(1) Urine	412
(2) Blood	5,857
(3) Stools	127
(4) Sputa and smears	23
(5) Semen	39
	6,458

The water-sampling programmecontinued as usual and samples were collected daily (except on Sundays) from all the Wards, the sampling points in each ward being changed on successive days in a fortnight (*vide* Tables 84 and 85).

The work of examination of milk from Government Milk Distribution Centres all over Greater Bombay was continued uninterrupted. Thus, 423 milk samples of which 199 were of Toned Milk, were examined in the year.

The Municipal Analyst attended Courts in the City on several occasions to give evidence in 30 cases under the Prevention of Food Adulteration Act and Bombay Municipal Corporation Act. The Additional Public Analyst attended Courts on 23 occasions to give evidence in the cases under the Prevention of Food Adulteration Act, 1954.

I.—Chemical: (1) Samples of food-stuffs examined chemically were 14,138 (*vide* Table 86). Out of these, 12,561 were examined under the Prevention of Food Adulteration Act, 1954, (*vide* Table 87).

(2) Of the 1,353 Samples of water examined, 481 well water samples and 124 water samples collected from other sources were found to be unfit for potable purposes.

(3) One thousand three hundred ninety-three samples of different kinds such as soap paints, varnishes, articles of stationery (*i.e.*, different kinds of inks and gums), drugs, chemicals, etc., were received from different departments and from members of the Public (*vide* Table 86).

II.—Bacteriological: (1) Of the 13,832 samples of water from City and Suburbs examined, 557 well water samples and 1,975 water samples collected from other sources were found to be unfit for potable purposes.

From the Bombay Port Trust area, 433 samples were collected and none was found to be unfit for potable purposes.

(2) Fifty-eight samples of disinfectants were examined to determine the Rideal Walker Co-efficient.

(3) Out of 1,021 samples of food-stuffs examined, 163 were found to be unfit for human consumption

(4) Ninety-two samples of vaccine lymph were examined and all were found to be free from pathogenic bacteria.

(5) Four samples of miscellaneous nature were examined (*vide* table 88).

III: Clinical.—(1) Out of 412 samples of urine examined, 48 samples were received from private individuals and 364 from Municipal institutions.

(2) Five thousand eight hundred and fiftyseven samples of blood were examined which included 4,932 blood smears for the detection of Malarial Parasites, 264 being positive.

(3) Out of 23 samples of sputum examined for T. B. 8 were found to be positive.

(4) Four thousand nine hundred and thirty-three slides were examined for Malarial Parasites and 264 of these were found to be positive.

(5) Eighty-seven samples of a miscellaneous nature such as stools, semen, etc., were also examined (*vide* table 88).

The examination of samples from the water supply to the City showed that the samples were generally of satisfactory quality.

4(B) VACCINATION.

The incidence of Small-pox showed an increase from November 1960 and continued to rise till April 1961. Subsequently the degree of incidence was lessened and between September and December 1961 no case of Small-pox was reported. Attacks and deaths from Small-pox in the city during the year numbered 2,759 and 1,192, respectively. Vaccination drive was intensified. Mass Vaccination campaigns were arranged in different localities with the help of the publicity vans. Measures such as room to room combing of affected localities, detecting hidden cases and isolating and treating them at the Kasturba Hospital for Infectious Diseases, disinfection, health education, etc., were adopted.

The scheduled strength of the Vaccination staff was augmented by 5 Vaccinators, 5 Vaccination Karkoons, 5 Labourers, 1 Clerk from 13-12-1960 and as this was considered insufficient 5 more vaccinators were appointed from 22-2-1961. The services of all the available medical staff of the Public Health Department such as medical inspectors, medical assistants, assistant medical officers under Medical Officer (Schools) and sanitary inspectors were utilised. The additional staff was disbanded from 1-5-1961 as the incidence was practically nil.

13,87,317 persons were vaccinated, of whom 66,952 were primary and 13,20,365 re-vaccinations. Of the children, primarily vaccinated, 56,722 were Bombay born as against 61,405 in the preceding year. The total number of births registered from July1960 to June1961 was 72,714 of which 21.90 per cent. of the children born in the City were not vaccinated during the period while10,287 children born outside the city were vaccinated in the city proper, *vide* Table 89.

Out of 46 Public Vaccination Stations, three functioned daily and the remaining 43 stations worked 2½ hours once in a week by rotation. On an average, 9 stations worked every day.

The result of vaccinations done was verified by inspecting children brought to the stations on the eighth day after the initial vaccination, *vide* Table 90.

Certificate for postponement of vaccination was issued in case of one child on the ground of ill-health.

No case of ill effect due to vaccination was reported during the year.

During the year, 283 Medical students, 142 students from Public Health Inspectors' Class and 12 Health visotors and 277 students from Sanitary Inspectors' Class, Local Self-Government Institution, Bombay, and 23 private students were given instructions and practical training in Vaccination at the different Public Vaccination Stations.

19.119 pilgrims proceeded to the Haj during the year of whom 5,788 were vaccinated at the office of the Port Haj Committee and were issued certificates on International forms.

The income and cost per vaccination is shown in Table 91.

TABLE 1

POPULATION

Ward	Section.	Population. By the Census 1961. Males.	Females.	Total.	By the Census 1951. Males.	Females.	Total.
A	Upper Colaba ...	21,577	8,776	30,353	9,008	4,720	13,728
	Middle and Lower Colaba ...	30,261	20,280	50,541	24,577	14,583	39,160
	Fort, South ...	16,684	7,643	24,327	11,908	4,932	16,840
	Fort, North ...	32,470	14,512	46,982	24,797	11,831	36,628
	Esplanade ...	28,034	15,431	43,465	27,545	14,241	41,786
		1,29,026	66,642	1,95,668	97,835	50,307	1,48,142
B	Mandvi ...	24,162	12,690	36,852	23,923	12,484	36,407
	Chakla ...	17,945	11,692	29,637	18,373	11,054	29,427
	Umerkhadi ...	44,920	29,209	74,129	49,443	31,029	80,472
	Dongri ...	20,275	14,163	34,438	19,381	13,165	32,546
		1,07,302	67,754	1,75,056	1,11,120	67,732	1,78,852
C	Khara Talao ...	20,654	14,139	34,793	19,755	12,405	32,160
	Kumbharwada ...	29,970	17,334	47,304	29,244	15,455	44,699
	Bhuleshwar ...	40,888	24,793	65,681	37,542	21,479	59,021
	Market ...	39,187	19,212	58,399	37,662	17,346	55,008
	Dhobi Talao ...	45,743	28,858	74,601	44,134	25,563	69,697
	Fanaswadi ...	35,157	23,517	58,674	35,292	21,693	56,985
		2,11,599	1,27,853	3,39,452	2,03,629	1,13,941	3,17,570
D	Khetwadi ...	51,881	34,743	86,624	42,367	27,704	70,071
E	Tardeo ...	36,617	24,151	60,768	31,982	19,456	51,438
D	Girgaum ...	43,260	30,871	74,131	42,448	27,445	69,893
	Chowpati ...	20,108	13,829	33,937	20,738	12,932	33,670
	Walkeshwar ...	30,615	21,244	51,859	23,720	15,637	39,357
	Mahalakshmi ...	63,247	43,848	1,07,095	37,649	23,545	61,194
		2,09,111	1,44,535	3,53,646	1,66,922	1,07,263	2,74,185
E	Mazagaon ...	47,805	26,466	74,271	36,497	17,826	54,323
	Tarwadi ...	44,245	24,390	68,635	38,996	20,029	59,025
	1st Nagpada ...	13,873	10,141	24,014	12,336	8,306	20,642
	2nd Nagpada ...	25,937	16,957	42,894	24,675	14,713	39,388
	Kamathipura ...	34,071	23,253	57,324	35,401	21,969	57,370
	Byculla ...	1,08,370	62,538	1,70,908	96,970	48,924	1,45,894
		3,10,918	1,87,696	4,98,814	2,76,857	1,51,223	4,28,080
F	Parel ...	83,714	50,935	1,34,649	71,981	39,296	1,11,277
	Sewri ...	61,930	35,897	97,827	42,585	20,502	63,087
	Naigaum ...	68,469	43,683	1,12,152	66,224	39,837	1,06,061
	Matunga ...	42,526	30,841	73,367	31,390	21,839	53,299
	Sion ...	74,829	56,296	1,31,125	44,857	32,342	77,199
		3,31,468	2,17,652	5,49,120	2,57,037	1,53,816	4,10,853
G	Dadar ...	93,061	65,968	1,59,029	85,270	55,096	1,40,366
	Mahim ...	58,316	44,681	1,02,997	36,021	28,063	64,084
	Parbhadevi ...	76,758	44,755	1,21,513	52,214	29,367	81,581
	Worli ...	87,106	53,377	1,40,443	61,663	36,717	98,380
	Chinchpokli ...	74,323	35,969	1,10,292	1,00,897	48,404	1,49,301
	Love Grove ...	15,920	9,983	25,903	6,809	3,704	10,513
		4,05,484	2,54,693	6,60,177	3,42,874	2,01,351	5,44,225
	Harbour, Docks, Railways and Unknown ...	...	...	...	23,310	3,803	27,113
	Total ...	17,04,908	10,67,025	27,71,933	14,79,584	8,49,436	23,29,020

TABLE 2

AREA, DENSITY OF POPULATION, BIRTHS, ETC., 1960.

1	2	3		4		5			6	7	8
Ward.	Sections.	Area in acres.		Average population per acre calculated on the census population of 1961.		Number of births registered.			No. of births per 1,000 of population.	Mean ratio of births per 1,000 of population during the preceding 5 years.	Deaths under 1 year per 1,000 births.
						Males.	Females.	Total.			
A	Upper Colaba ...	605.77	2,589.02	50.1	75.6	464	420	884	29.2	20.5	38.5
	Middle and Lower Colaba ...	790.88		63.9		632	633	1,265	25.0	25.3	105.1
	Fort, Southern ...	454.26		53.5		49	56	105	4.3	4.5	...
	Fort, Northern ...	89.70		523.8		497	494	991	21.1	21.8	86.8
	Esplanade ...	648.41		67.0		700	689	1,389	32.0	31.0	82.8
B	Mandvi ...	171.60	608.21	214.8	287.8	432	466	898	24.4	23.7	95.8
	Chakla ...	45.16		656.3		362	374	736	24.8	23.6	67.9
	Umarkhadi ...	94.95		780.7		1,244	1,160	2,404	32.4	30.3	73.2
	Dongri ...	296.50		116.1		548	535	1,083	31.4	30.9	90.5
C	Khara Talao ...	57.36	441.40	606.6	769.0	482	480	962	27.6	27.0	90.4
	Kumbharwada ...	42.05		724.9		712	643	1,355	28.6	25.6	83.4
	Bhuleshwar ...	43.22		1519.7		846	874	1,720	26.2	25.7	87.8
	Market ...	81.75		714.4		627	584	1,211	20.7	20.6	70.2
	Dhobi Talao ...	114.63		650.8		970	894	1,864	24.9	23.8	84.8
	Fanaswadi ...	102.39		573.0		574	569	1,143	19.5	22.1	75.2
D	Khetwadi ...	153.71		563.6		1,008	994	2,002	23.1	23.4	85.9
E	Tardeo ...	146.92		413. 6		825	808	1,633	26.9	26.4	94.3
D	Girgaum ...	114.42	1,638.87	647.9	215.7	892	776	1,668	22.5	22.6	69.5
	Chowpati ...	106.52		318.6		396	388	784	23.1	25.0	62.5
	Walkeshwar ...	584.20		88.8		595	575	1,170	22.6	19.8	56.4
	Mahalakshmi ...	680.02		157.5		1,583	1,448	3,031	28.3	23.0	87.1
E	Mazagaon ...	544.41	1,830.55	136.4	272.5	1,085	1,061	2,146	28.9	26.5	127.2
	Tarwadi ...	359.90		190.7		848	798	1,646	23.9	22.3	92.3
	1st Nagpada ...	96.20		249.6		576	535	1,111	46.3	2.3	74.7
	2nd Nagpada ...	86.53		495.7		562	504	1,066	24.9	32.9	170.7
	Kamathipura ...	60.32		950.2		994	979	1,973	34.4	30.5	209.3
	Byculla ...	536.27		318.7		2,322	2,361	4,683	27.4	26.4	132.6
F	Parel ...	560.59	5,231.61	240.2	104.9	2,055	1,938	3,993	29.7	28.6	121.7
	Sewri ...	1,129.59		86.6		1,680	1,599	3,279	33.5	23.7	148.1
	Naigaum ...	425.08		263.8		1,654	1,443	3,097	27.6	24.5	95.3
	Matunga ...	388.46		188.9		768	742	1,510	20.6	19.7	65.6
	Sion ...	2,727.89		48.1		2,008	1,978	3,986	30.4	25.2	144.5
G	Dadar ...	1,450.38	4,411.76	109.6	149.6	1,897	1,777	3,674	23.1	20.2	212.8
	Mahim ...	370.74		277.8		1,475	1,342	2,817	27.4	28.5	84.8
	Parbhadevi ...	489.46		248.3		1,938	1,849	3,787	31.2	27.3	119.9
	Worli ...	915.11		153.4		2,297	2,176	4,473	31.8	27.7	113.9
	Chinchpokli ...	477.31		231.1		1,533	1,503	3,036	27.5	23.0	126.5
	Love Grove ...	708.76		36.5		68	63	131	5.1	1.7	366.4
	Harbour, Docks, Railways and Unknown...	...		...		...	...	..	..	...	...
	Total ...	16,751.42		165.5		38,198	36,508	74,706	27.0	24.7	113.1

TABLE 3

METEOROLOGICAL DATA (GOVERNMENT OBSERVATORY, COLABA), LATITUDE 18°-53'-36" NORTH LONGITUDE 72°-48'-56" EAST.

Months.	Wind.			Temperature. (°C)					Mean Barometric Pressure (in Millibars) (corrected to 285° Absolute)		Mean Relative Humidity (in %.)		Normal monthly rel. humidity in % at hrs.		Total rainfall for the month (in Millimeters)	Rainfall.					
	Mean Direction.		Mean speed in Km per hour at 0830 hours. I.S.T.	Mean maximum temperature.	Departure from normal.	Mean minimum temperature.	Departure from normal.	Lowest in month.	At 0830 hrs. I.S.T.	At 1730 hrs. I.S.T.	At 0830 hrs. I.S.T.	At 1730 hrs. I.S.T.	0.830	17.30		Departure from normal. (mm.)	Highest fall in one day.		Minimum fall in one day.		Number of rainy days.
	At 0830 hrs. I.S.T.	At 1730 hrs. I.S.T.															Mm.	Date.	Mm.	Date.	
1961.																					
January ...	N 65 E	N 36 W	4.4	30.7	+2.3	20.0	+0.7	17.1	1014.7	1011.7	70	61	70	63	Nil.	—3.6	...	...	...	...	...
February ...	N 36 E	N 35 W	5.6	29.2	+0.8	18.8	—0.9	14.3	1013.0	1009.9	70	59	71	63	19.4	+17.4	18.5	5th	0.9	6th	2
March ...	N 58 E	N 61 W	5.2	31.4	+1.3	22.6	+0.4	19.4	1012.2	1009.0	76	64	73	62	Nil.	—1.3	...	...	...	...	...
April ...	S 51 E	N 59 W	4.3	32.4	+0.7	24.6	+0.1	22.8	1010.1	1006.7	74	67	65	67	0.3	—0.5	0.3	4th	...	...	1
May ...	S 63 W	N 72 W	3.6	33.4	+0.6	26.9	+0.5	25.0	1007.7	1004.3	75	67	74	69	12.3	—4.2	3.7	25th	0.8	17th	5
June ...	S 30 W	S 69 W	10.7	32.4	+1.0	26.3	+0.4	23.6	1005.3	1003.1	81	76	79	80	392.7	—91.4	75.0	21st	0.1	9th & 17th	27
July ...	S 69 W	S 65 W	13.0	28.9	—0.8	24.9	+0.1	23.6	1002.7	1007.3	90	88	83	86	1109.8	+493.3	144.5	2nd	0.4	16th	30
August ...	S 73 W	S 79 W	7.5	29.7	+0.3	25.2	+0.7	24.2	1004.7	1002.8	88	86	83	83	299.5	—40.6	46.5	25th	0.3	9th	29
September ...	S 66 W	S 74 W	6.7	30.3	+0.6	24.9	+0.0	23.8	1007.2	1005.1	85	82	85	81	269.9	+6.0	42.9	11th	0.1	1st & 15th	26
October ...	—E—	N 56 W	4.6	31.8	+0.2	24.1	—0.1	20.7	1010.9	1007.9	83	76	81	73	101.2	+36.7	42.5	11th	0.1	13th	9
November ...	N 77 E	N 59 W	4.4	33.2	+1.3	23.4	+0.9	21.6	1013.7	1010.6	77	65	73	65	NiL	—13.5	...	...	...	...	...
December ..	N 3 E	N 48 W	5.6	31.3	+1.0	20.9	+0.5	17.3	1013.4	1010.5	78	66	70	66	1.0	—1.0	1.0	21st	...	...	1

Note :—Rainy day —: A day on which 0.3 mm. or more of rain is recorded.

TABLE 4

SANITARY INSPECTIONS AND IMPROVEMENTS SECURED.

	No. of Inspections, etc., by	
	Medical Inspectors	Medical Assistants and Sanitary Inspectors
A—Nature of inspection or premises visited—		
1. Dwelling houses ...	5,986	37,875
2. Milch cattle stables ...	427	1,559
3. Other stables ...	184	780
4. Dairies and milkshops ...	815	9,947
5. Eating houses ...	12,732	43,838
6. Other premises where food is sold ...	2,120	9,492
7. Aerated water works ...	277	753
8. Other workshops and factories ...	423	1,196
9. Accumulations of refuse ...	842	3,523
10 Building works ...	72	62
11. Drains and fittings ...	1,985	7,541
12. Other inspections and inquiries ...	19,666	69,480
13. Markets	129	76
Total no. of inspections ...	45,658	* 1,86,122
	* This figure includes 3,561 inspections made by the Mobile Squad.	
B—Works, etc., completed—		
1 Dwellings—		
(*a*) Limewashed ...	150	588
(*b*) Water supply provided ...	...	...
(*c*) Overcrowding abated ...	...	...
(*d*) Insanitary dwellings evacuated ...	...	178
2. Stables—		
(*a*) Paved and drained ...	...	...
(*b*) Cleaned and refuse removed ...	4	123
(*c*) Licences cancelled ...	...	5
3. Eating houses, dairies, etc.—		
(*a*) Regulations enforced ...	751	5,838
(*b*) Licences cancelled ...	2	15
4. Factories and workshops— Limewashing, etc., carried out ...	...	16
5. Drains, etc., repaired ...	375	1,682
6. Privies abolished ...	...	...
7. New w.c.s. provided ...	...	...
8. Accumulation of refuse removed ...	308	1,377
9. Other works completed ...	973	5,104
Total sanitary works completed ...	2,563	14,926

TABLE 5

WORK DONE BY THE MILK INSPECTORIAL STAFF.

No. of hawkers importing milk by trains inspected	2,947
Do. found with no licence	413
Do. detected carrying milk in open cans without covers	532
Do. found with grass rings in milk-vessels	544
Total number of persons hawking milk and prosecuted :—	
(*a*) for sale in streets	68
(*b*) for selling milk in the shops without licence	1123
(*c*) for breach of licence conditions	133

TABLE 6.

Destruction of Unwholesome Food.

Serial No.	Artices.		Quantity destroyed.
1	Fruits	...	350 Doz.
2	Do. (Fresh)	...	341 Lbs.
3	Sweets	...	2,300 „
4	Vegetables	...	161 „
5	Fruits (Dry)	...	262 „
6	Potatoes	...	63 „
7	Onions	...	40 „
8	Farsan	...	495 „
9	Prepared Food	...	338 „
10	Milk, Milk Powder	...	28 Seers
11	Flesh	...	7 Lbs.
12	Mawa	...	71 „
13	Others	...	2,009 „

TABLE 7

Notices for enforcing sanitary provisions.

Total number of notices issued in 1961.	...	16,128
Number complied with	...	6,082
Number not complied with	...	7,638
Number pending (disputed or not served)	...	2,186
Number cancelled	...	222
Number of notices issued in 1960	...	13,326

TABLE 8.

Court Cases.

Sections under which prosecutions were instituted.	No. of cases outstanding on 1st January 1961.	No. of cases filed during 1961.	Total of Columns 2 and 3.	No. of cases disposed of during 1961.	No. of cases outstanding on 1st January 1962.
(1)	(2)	(3)	(4)	(5)	(6)
191A ...	...	25	25	16	9
191A(3)(*b*) ...	1	...	1	1	...
248(1) ...	5	...	5	5	...
248(1)*a* ...	9	1	10	6	4
249 ...	3	...	3	...	3
250 ...	...	...	...	...	...
251 ...	...	...	...	...	...
251(*b*) ...	4	31	35	32	3
251B ...	3	11	14	12	2
257(1) ...	909	2,298	3,207	2,507	700
257(1), 375 ...	3	...	3	...	3
258 ...	2	5	7	7	...
258(*a*) ...	2	4	6	5	1
258(*a*) & (*c*) ...	1	29	30	23	7
258(*a*) & (*b*) ...	...	...	...	...	...
258(*c*) ...	8	7	15	14	1
274 ...	...	...	...	...	...
274(1) ...	...	...	...	...	...
316(1) ...	63	15	78	72	6
367, 368 ...	41	65	106	92	14
368 ...	87	145	232	132	100
372 ...	18	...	18	18	...
372(*e*) ...	9	36	45	28	17
372(*f*) ...	53	206	259	178	81
372(*e*) & (*f*) ...	15	100	115	99	16
375 ...	349	654	1,003	749	254
375(A) ...	107	341	448	333	115
377 ...	3	17	20	14	6
377(1) ...	5	10	15	14	1
380 ...	872	138	1,010	975	35
381 ...	201	124	325	278	47
381(1) ...	...	...	...	...	...
381(1)(*i*) (*d*)(*ii*) & 381A	...	...	...	...	...
381(1)(*ii*) ...	301	658	959	757	202
381(1)(*i*)*a* ...	...	2	2	2	...
381(A) ...	...	...	...	...	...
383(1)(*b*) ...	...	19	19	19	...
384(1)(*b*) ...	120	419	539	376	163
384A ...	3	2	5	5	...
390 ...	27	...	27	...	27
394 ...	910	5,865	6,775	6,148	627
394 *i c* (*ii*) ...	...	14	14	6	8
394(1)(*c*)(*iv*) ...	...	1,435	1,435	565	870
394(1)(*d*)(*i*) & (*ii*)	2,553	8,064	10,617	8,620	1,997
394(1)(*d*)(*ii*) ...	133	322	455	344	111
412 ...	38	129	167	142	25
412A ...	111	373	484	372	112
412A(*b*) ...	144	315	459	378	81
472 ...	719	1,336	2,055	1,554	501
Total ...	7,832	23,215	31,047	24,898	6,149
Prevention of Food Adulteration Act, 1954 ...	3,201	13,536	16,737	11,751	4,986

Total amount of fees realised during the year in respect of:
(1) Sanitary Actions ... Rs. 98,177.80
(2) Cases under P. F. A. Act ... „ 1,74,876.00

TABLE 9

Births by Months 1960-61.

Year	Months.												Total.
	Jan.	Feb.	Mar.	April.	May.	June.	July.	Aug.	Sept.	Oct.	Nov.	Dec.	
1960 ...	5,632	4,239	4,672	4,881	5,523	5,625	6,369	6,062	6,454	6,761	7,124	7,702	71,044
1961 ...	4,981	5,408	4,629	5,034	5,536	6,054	6,310	6,016	6,989	7,521	7,667	7,951	74,706

TABLE 10

BIRTHS BY SECTIONS AND MONTHS

	January.	February	March.	April.	May.	June.	July.	August.	September.	October.	November.	December.	Total.
Upper Colaba ...	59	83	61	65	64	82	62	48	93	80	80	107	884
Middle and Lower Calaba. ...	97	92	71	62	82	82	84	133	170	130	140	122	1,265
Fot, Southern ...	15	6	1	23	12	3	13	7	7	6	5	7	105
Fort, Northern ...	66	64	53	69	64	78	99	95	91	114	108	90	99;
Esplanade ...	83	102	99	103	124	134	108	109	117	131	157	122	1,389
Mandvi ...	70	51	64	71	72	73	67	78	88	61	96	107	898
Chakla ...	60	63	49	71	55	53	56	60	64	80	55	70	736
Umarkhadi ...	180	181	161	190	144	207	200	204	267	229	178	263	2,404
Dongri ...	117	70	56	83	75	85	77	93	118	106	107	96	1,083
Khara Talao ...	69	62	47	85	90	85	80	72	97	96	87	92	962
Kumbharwada ...	88	84	87	126	81	102	115	110	181	130	127	124	1,355
Bhuleshwar ...	118	108	81	157	139	129	160	186	175	122	186	159	1,720
Market ...	82	75	78	94	90	95	94	82	116	133	123	149	1,211
Dhobi Talao ...	129	103	92	146	118	158	185	178	159	208	187	201	1,864
Fanaswadi ...	106	69	92	96	87	88	83	92	86	117	106	121	1,143
Khetwadi ...	131	141	108	167	171	188	135	122	222	183	211	223	2,002
Tardeo ...	148	129	99	122	129	118	129	150	151	141	165	152	1,633
Girgaum ...	131	108	95	164	131	123	129	112	169	175	160	171	1,668
Chawpati ...	58	62	43	52	79	65	59	55	77	88	68	78	784
Walkeshwar ...	89	81	63	115	100	72	97	65	148	118	102	120	1,170
Mahalaxmi ...	193	204	159	271	233	236	258	188	324	327	282	356	3,031
Mazgaon ...	149	150	152	162	143	150	167	180	189	242	220	242	2,146
Tarwadi ...	108	105	102	129	104	128	154	146	138	194	161	177	1,646
First Nagpada ...	56	56	44	64	57	69	56	65	86	159	177	222	1,111
Second Nagpada ...	129	87	72	116	74	146	133	126	133	25	17	8	1,066
Kamathipura ...	135	109	134	167	157	142	180	166	153	255	165	210	1,973
Byculla ...	334	309	334	349	340	346	412	411	471	394	451	532	4,683
Parel ...	330	263	305	301	270	312	338	321	433	378	406	336	3 993
Sewri ...	232	205	224	229	244	242	265	329	366	359	295	289	3,279
Naigaum ...	244	204	197	236	244	226	238	291	309	322	293	293	3,097
Matunga ...	101	106	114	103	144	119	130	120	153	156	146	148	1,510
Sion ...	254	257	274	334	266	341	338	398	391	386	394	353	3,986
Dadar ...	177	337	205	229	246	359	340	296	234	359	433	459	3,674
Mahim ...	167	225	166	199	269	231	220	249	140	274	359	318	2,817
Parbhadevi ...	152	372	218	248	237	338	330	218	295	418	477	481	3,787
Worli ...	139	405	246	265	414	349	450	260	335	460	591	559	4,473
Chinchpokli ...	179	264	177	170	216	294	257	192	237	353	333	364	3,036
Love Grove ...	6	16	6	1	1	6	9	9	6	12	19	40	1,31
Harbour, Docks, etc.	...	...	...	...	...	...	...	...	...	...	...	...	...
Total ...	4,981	5,408	4,629	5,634	5,536	6,054	6,310	6,016	6,989	7,521	7,667	7,961	74,706

TABLE 11

BIRTHS BY MONTHS (1956-1961)

Period.	Jan.	Feb.	Mar.	April.	May.	June.	July.	Aug.	Sept.	Oct.	Nov.	Dec.	Total
1956—60... (average)	25,798	22,484	21,633	24,121	25,650	24,101	28,616	28,314	31,684	34,889	36,212	38,363	3,41,865
1956 ...	5,066	4,583	4,557	4,664	4 828	4,902	5,154	5,294	6.170	6.679	6.113	6,875	64,835
1957 ...	4,721	4,096	4,831	5,458	5,136	4,444	5,166	4,690	5,573	6,332	6 888	7,291	64 526
1958 ...	5,180	4,382	3,509	4,403	4,753	3,946	5,761	5,905	5,798	7,041	8,255	8,136	67,069
1959 ...	5,199	5,184	4,064	4,715	5,410	5,184	6,266	6,363	7,689	8,076	7,832	8,409	74,391
1960 ...	5,632	4,239	4,672	4,881	5,523	5,625	6,369	6,062	6,454	6,761	7,124	7,701	71,044
1961 ...	4,981	5,408	4,629	5,634	5,536	6,054	6,310	6,016	6,989	7,521	7,667	7,961	74,706

Table 12.

Live-births in each age groups of mothers by order of live-birth.

Age group of mothers at confinement.	Order of Live-births.															Information not available	Above 15 specify in each case the actual order of pregancy.	Total No. of confinements in each age group.
	(1)	(2)	(3)	(4)	(5)	(6)	(7)	(8)	(9)	(10)	(11)	(12)	(13)	(14)	(15)			
Under 15 years ...	11	...	...	...	...	...	...	...	...	...	...	...	...	...	...	...	...	11
15 to 19 ,, ...	4,338	689	32	2	..	...	...	...	...	...	...	...	...	...	...	28	...	5,089
20 to 24 ,, ...	11,215	8,183	4,047	1,090	253	79	17	6	—	...	...	...	...	...	...	529	...	25,419
25 to 29 ,, ...	5,579	5,511	4,829	3,593	2,152	852	335	73	28	2	—	...	...	...	...	615	...	23,569
30 to 34 ,, ...	1,252	1,898	2,474	2,795	2,309	1,687	867	393	57	61	13	...	...	...	...	571	...	14,377
35 to 39 ,, ...	101	420	553	831	826	689	675	343	283	82	28	12	4	1	...	98	...	4,946
40 to 44 ,, ...	18	65	93	87	112	215	92	61	70	51	13	3	2	1	...	30	...	913
45 ,, ...	2	4	7	11	5	8	3	3	3	2	1	2	...	...	...	8	...	59
46 ,, ...	...	...	...	...	...	...	...	1	...	...	...	...	...	...	...	...	...	1
47 ,, ...	...	...	...	...	...	1	1	...	...	...	...	...	...	...	...	...	...	2
48 ,, ...	...	...	...	...	...	...	...	...	...	...	...	...	...	...	...	...	...	...
49 ,, ...	...	...	...	...	...	...	...	—	...	...	...	...	...	...	...	...	...	...
50 & over ,, ...	...	...	...	...	...	3	1	1	...	...	1	...	...	...	...	...	...	6
Information not available ...	57	82	28	39	35	18	14	9	5	8	15	1	1	...	...	2	...	314
Total ...	22,573	16,852	12,063	8,448	5,692	3,552	2,005	890	446	206	71	18	7	2	...	1,881	...	74,706

Table 13

COMPARATIVE TABLE OF DEATHS FROM SOME OF THE PRINCIPAL CAUSES AND BIRTHS

Year.	Births (excluding still-births).		Total Deaths.		Plague.		Small-pox.		Measles.		Cholera.		Influenza.		Enteric Fever.		Malaria.		Ague and Remittent Fever.		Tuberculosis.		Diarrhoea, Enteritis and Dysentery.		Respiratory Diseases.		Maternal Deaths.		Deaths under 1 year.		Deaths of Children (1 to 5 years.)		
	No. Registered.	Rate per 1,000.	No. Registered.	Rate per 1,000.	No. Registered.	Rate per 1,000.	No. Registered.	Rate per 1,000.	No. Registered.	Rate per 1,000.	No. Registered.	Rate per 1,000.	No. Registered.	Rate per 1,000.	No. Registered.	Rate per 1,000.	No. Registered.	Rate per 1,000.	No. Registered.	Rate per 1,000	No Registered.	Rate per 1,000.	No. Registered.	Rate per 1,000.	No. Registered.	Rate per 1,000.	No. Registered.	Rate per 1,000. Births Registered.	No. Registered.	Rate per 1,000. Births Registered.	No. Registered.	Percentage to total deaths.	Still-born.
1951 ...	65,679	28.2	33,841	14.5	...	0.0	314	0.1	96	0.0	1	0.0	6	0.0	262	0.1	59	0.0	36	0.0	2,525	1.1	1,156	0.5	8,788	3.8	89	1.3	9,746	148.4	5,646	16.7	3,268
1952 ...	66,125	28.4	34,337	14.8	2	0.0	120	0.0	63	0.0	6	0.0	2	0.0	428	0.2	42	0.0	18	0.0	2,595	1.1	1,345	0.6	8,034	3.4	88	1.3	9,335	141.2	6,043	17.6	3,151
1953 ...	62,726	26.9	33,927	14.6	...	0.0	189	0.1	88	0.0	22	0.0	8	0.0	323	0.1	17	0.0	3	0.0	2,427	1.0	1,524	0.6	7,768	3.3	82	1.3	9,000	143.5	5,926	17.5	2,164
1954 ...	63,072	27.1	32,008	13.7	...	0.0	623	0.3	180	0.1	...	0.0	4	0.0	232	0.1	16	0.0	12	0.0	2,184	0.9	1,601	0.7	7,063	3.0	68	1.1	8,534	135.3	5,766	18.0	2,963
1955 ...	66,575	28.6	28,108	12.1	...	0.0	44	0.0	60	0.0	...	0.0	3	0.0	211	0.1	6	0.0	8	0.0	1,934	0.8	1,423	0.6	5,418	2.3	67	1.0	7,897	118.6	4,117	14.6	2,921
1956 ...	64,835	27.8	27,759	11.9	...	0.0	50	0.0	56	0.0	...	0.0	7	0.0	247	0.1	3	0.0	4	0.0	2,132	0.9	1452	0.6	5,094	2.2	67	0.99	7,152	110.3	3,721	13.4	2,778
1957 ...	64,526	27.7	33,164	14.2	...	0.0	502	0.2	252	0.1	5	0.0	174	0.0	258	0.1	4	0.0	...	0.0	2,771	1.2	1,562	0.7	6,497	2.8	97	1.5	7,826	121.2	4,898	14.8	2,861
1958 ...	67 069	28.8	31,372	13.5	...	0.0	783	0.3	227	0.1	...	0.0	26	0.0	262	0.1	2	0.0	3	0.0	2,391	1.0	1,670	0.7	6,737	2.9	97	1.4	8,153	121.6	4,711	15.0	3,102
1959 ...	74,391	31.9	28,527	12.2	...	0.0	118	0.1	85	0.0	...	0.0	24	0.0	212	0.1	2	0.0	12	0.0	2,306	1.0	1,712	0.7	5,620	2.4	103	1.4	7,711	103.7	3,643	12.8	2,968
1960 ...	71,044	30.5	31,008	13.3	...	0.0	786	0.3	192	0.1	1	0.0	24	0.0	219	0.1	1	0.0	2	0.0	2,519	1.1	1,786	0.7	6,222	2.7	110	1.5	7,752	109.1	4,529	14.6	2,966
Average of 1951-60	66,604	22.9	31,405	10.8	...	0.0	353	0.1	135	0.0	4	0.0	28	0.0	265	0.1	15	0.0	10	0.0	2,378	0.8	1,523	0.5	6,725	2.3	87	1.3	8,311	124.8	4,900	15.6	2,914
Average of 1956-60	68,365	20.7	30,366	9.2	...	0.0	448	0.1	162	0.0	1	0.0	51	0.0	240	0.1	2	0.0	4	0.0	2,424	0.7	1,636	0.5	6,034	1.8	95	1.4	7,719	112.9	4,300	14.2	2,935
1961 ...	**74,706**	**26.8**	**32,506**	**11.7**	...	**0.0**	**1,192**	**0.4**	**123**	**0.0**	...	**0.0**	**17**	**0.0**	**107**	**0.0**	**1**	**0.0**	**1**	**0.0**	**2,303**	**0.8**	**1,395**	**0.5**	**7,522**	**2.7**	**121**	**1.6**	**8,452**	**113.1**	**4,825**	**14.8**	**2,094**

TABLE 14

Percentage of the Total Mortality by Age-Periods

Age Period.	1959		1960		1961			
					Deaths.			Percentage of total mortality.
	Deaths.	Percentage of total mortality.	Deaths.	Percentage of total mortality.	Male. (a)	Female. (b)	Persons (a)+(b)	
Under 1 year ...	7,711	27.0	7,752	25.0	4,406	4,046	8,452	26.0
1 to 5 years ...	3,643	12.8	4,529	14.6	2,234	2,591	4,825	14.9
5 to 10 years ...	772	2.7	1,018	3.3	537	564	1,101	3.4
10 to 15 years ...	400	1.4	441	1.4	263	205	468	1.4
15 to 20 years ...	544	1.9	649	2.1	394	302	696	2.1
20 to 30 years ...	2,048	7.2	2,238	7.2	1,573	1,122	2,695	8.3
30 ot 40 years ...	1,924	6.7	2,052	6.6	1,294	813	2,107	6.5
40 to 50 years ...	2,206	7.7	2,107	6.8	1,539	632	2,171	6.7
50 to 60 years ...	2,651	9.3	2,608	8.4	1,936	705	2,641	8.1
60 years and above ...	6,628	23.3	7,614	24.6	41,86	3,164	7,350	22.6
Total ...	28,527	100.0	31,008	100.0	18,362	14,144	32,506	100.0

TABLE 15

DEATHS BY AGES AND MONTHS.

	January.	February.	March.	April.	May.	June.	July.	August.	September.	October.	November.	December.	Total.	Average of five years 1956-60.
Within 24 Hours ...	84	59	77	71	56	87	78	87	81	85	76	71	912	972
1 to 7 days	127	97	87	98	116	114	156	163	150	151	137	129	1,525	1,494
1 to 4 week	126	100	103	108	79	82	118	137	131	143	101	107	1,335	1,301
4 weeks to 3 months ...	176	167	165	111	71	70	76	84	69	77	70	74	1,210	1,059
3 months to 6 months ...	138	191	206	151	66	72	88	76	56	54	50	77	1,225	1,005
6 months to 12 months ...	262	346	324	223	179	145	151	156	134	114	89	122	2,245	1,887
1 to 2 years	279	397	317	190	157	132	158	155	136	86	116	113	2,236	2,045
2 to 5 years	301	428	431	235	158	153	134	162	125	123	160	179	2,589	2,255
5 to 10 years	152	185	174	108	68	76	73	46	54	52	68	45	1,101	954
10 to 15 years	51	51	66	42	30	40	28	38	20	34	29	39	468	423
15 to 20 years	80	99	68	88	49	41	34	48	57	38	60	34	696	631
20 to 30 years	315	398	355	235	219	207	168	156	165	162	153	162	2,695	2,283
30 to 40 years	201	228	236	212	163	159	140	148	143	170	151	156	2,107	2,056
40 to 50 years	202	203	193	182	148	195	179	185	177	160	157	190	2,171	2,246
50 to 60 years	221	239	214	228	210	183	208	241	228	211	232	226	2,641	2,697
60 and over	601	681	592	635	630	544	592	643	590	653	557	632	7,350	7,058
All Ages	3,316	3,869	3,608	2,917	2,399	2,300	2,381	2,525	2,316	2,313	2,206	2,356	32,506	...
Average of five years 1956-60.	2,531	2,360	2,606	2,605	2,647	2,590	2,609	2,645	2,488	2,474	2,339	2,472	...	30,366

TABLE 16

DEATHS BY AGES, CAUSES AND SEXES

No. in Short List.	Corresponding No. in detailed List.	Causes of deaths.	within 24 Hours.		1 to 7 Days.		1 to 4 weeks.		4 weeks to 3 months.		3 to 6 months.		6 to 12 months.		1 to 2 years.		2 to 5 years.		5 to 10 years.	
			Male.	Female.	Male.	Female.	Male	Female.	Male.	Female.	Male.	Female.	Male.	Female.	Male.	Female.	Male.	Female.	Male.	Female.
1	1-2	Typhoid and Para Typhoid Fever	...	...	...	...	...	...	...	...	...	...	...	...	1	...	...	...	1	3
2	6	Cerebro-Spinal Fever	...	...	...	...	...	...	...	...	...	...	...	...	...	...	...	...	...	...
3	8	Scarlet Fever	...	...	...	...	...	...	...	...	...	...	...	...	...	...	...	...	...	...
4	9	Whooping Cough	...	...	...	...	...	...	...	1	...	3	2	3	...	1	2	1	...	1
5	10	Diphtheria	...	...	...	...	...	...	1	...	2	2	4	...	19	4	12	18	17	9
6	13	Tuberculosis of Respiratory System	...	...	...	...	...	...	...	...	...	2	1	6	8	5	15	13	4	8
7	14-22	Other forms of Tuberculosis	...	...	1	...	1	...	1	3	15	8	27	30	56	48	57	65	25	25
8	30	Syphilitic disease	...	...	...	1	...	...	...	...	...	...	...	...	...	...	...	...	...	...
9	33	Influenza	...	...	...	...	...	1	...	...	1	1	...	...	...	...	...	1	...	...
10	35	Measles	...	...	...	...	...	1	1	5	5	5	10	13	11	21	16	19	5	3
11	36	Acute Poliomyelitits and Polioencephalitis	...	...	...	...	...	...	...	...	1	...	2	1	4	4	5	6	1	...
12	37	Acute infectious encephalitis	...	...	...	...	...	...	...	...	...	...	...	...	...	...	3	...	1	1
13M	45-46A	Cancer of buccal cavity and Oesophagus (Males)	...	...	...	...	...	...	...	...	...	...	...	...	...	...	...	...	...	...
13F	48	Cancer of Uterus	...	...	...	...	...	...	...	...	...	...	...	...	...	...	...	...	...	...
14	46B	Cancer of Stomach and duodenum	...	...	...	...	...	...	...	...	...	...	...	...	...	...	...	...	...	...
15	50	Cancer of breast	...	...	...	...	...	...	...	...	...	...	...	...	...	...	...	...	...	...
	45-46A females																			
16	46-C-h, 47,49,51,55	Cancer of all other Sites	...	...	...	...	...	...	...	2	...	...	1	...	...	2	4	2	8	3
17	61	Diabetes	...	...	...	...	...	...	...	...	...	...	...	...	...	...	1	...	...	...
18	83	Intra cranial Vascular Lesions	5	2	10	5	5	...	1	1	...	1	1	...	...	1	1	3	2	1
19	90-95	Heart disease	2	...	...	...	2	1	1	...	...	...	...	...	1	2	4	3	4	4
20	96-103	Other diseases of Circulatory system	...	...	...	1	...	...	...	1	1	...	...	...	...	...	...	...	...	1
21	106	Bronchitis	1	1	1	...	3	2	2	1	2	3	9	...	6	10	4	3	2	3
22	107-109	Pneumonia	8	10	79	55	128	119	264	263	317	303	528	641	551	645	561	693	187	245
23	104,105,110,114	Other Respiratory Diseases	...	...	3	1	...	2	1	...	1	1	...	3	3	...	4	3	1	3
24	117	Ulceration of the Stomach or duodenum	...	...	...	...	...	1	...	...	...	...	...	...	...	...	...	...	...	...
25	119-120	Diarrhoea	1	1	4	5	87	79	98	105	81	76	136	120	77	73	51	49	16	12
26	121	Appendicitis	...	...	...	...	...	...	...	...	...	...	...	...	...	...	1	...	1	...
27	115,116,118,122-129	Other digestive diseases	...	1	9	6	11	9	7	3	5	5	19	8	22	14	38	28	14	11
28	130-132	Nephritis	...	...	...	...	...	...	1	...	...	...	...	1	1	...	4	4	6	3
29	140-147	Puerperal and Post Abortive Sepsis	...	...	...	...	...	...	...	...	...	...	...	...	...	...	...	...	...	...
30	141-146,148-150	Other Maternal Causes	...	...	...	...	...	...	...	...	...	...	...	...	...	...	...	...	...	...
31	- 159	Premature birth	309	218	441	356	120	116	17	13	...	...	...	...	...	...	...	...	...	...
32	157,158,160,161	Congenital Malformation; injury at birth	206	130	273	182	240	245	148	157	129	117	127	134	71	62	28	38	13	7
33	163-164	Suicide	...	...	...	...	...	...	...	...	...	...	...	...	...	...	...	...	...	...
34	170-171	Road Traffic Accident	...	...	...	...	...	...	...	...	...	...	...	...	...	1	...	...	2	2
35	165-169,172-198	Other Violent causes	1	1	2	4	2	...	1	3	2	2	5	3	9	10	33	31	57	29
	34	(A) Small-pox	...	...	...	1	4	5	22	23	26	22	43	38	47	57	66	60	27	24
	3	(B) Plague	...	...	...	...	...	...	...	...	...	...	...	...	...	...	...	...	...	...
	29	(C) Kala-Azar	...	...	...	...	...	...	...	...	...	...	...	...	...	...	...	...	...	...
	28a	(D) Malaria	...	...	...	...	...	...	...	...	...	...	...	...	...	...	...	...	...	...
	28b	(E) Ague and Remittent Fever	...	...	...	...	...	...	...	...	...	...	...	...	...	1	...	...	...	...
	31	(F) Relapsing Fever	...	...	...	...	...	...	...	...	...	...	...	...	...	...	...	...	...	...
36	200 : 2a	(G) Fever not defined	...	...	2	3	2	1	1	1	3	5	8	5	4	3	5	8	8	4
	4	(H) Cholera	...	...	...	...	...	...	...	...	...	...	...	...	...	...	...	...	...	...
	27	(J) Dysentery	...	...	1	...	1	...	2	1	4	1	7	5	4	4	5	5	3	1
	23	(K) Leprosy	...	...	...	...	...	...	...	...	...	...	...	...	...	...	...	...	...	...
	162	(L) Senility & old age	...	...	...	...	...	...	...	...	...	...	...	...	...	...	...	...	...	...
		(M) All other causes	9	6	61	18	72	75	39	19	26	47	139	165	170	203	249	367	131	161
		Males	542		887		679		608		621		1,069		1065		1169		537	
		Females		370		638		656		602		604		1176		1171		1,420		564
		Total	912		1,525		1,335		1,210		1,225		2,245		2,236		2,589		1,101	
		Percentage.											26.0				14.9		3.4	

TABLE 16—*Concld.*

DEATHS BY AGES, CAUSES AND SEXES

No. in Short List.	Corresponding No. in detailed List.	Causes of deaths.	10 to 15 years.		15 to 20 years.		20 to 30 years		30 to 40 years.		40 to 50 years.		50 to 60 years.		60 and Over.		Unspecified Age.		Total.		Persons.	No. in Short List.
			Male.	Female.	Male.	Female.	Male.	Female.	Male.	Female.	Male.	Female.	Male.	Female.	Male.	Female.	Male.	Female.	Males	Female.		
1	1-2	Typhoid and Para Typhoid Fever ...	1	3	11	11	25	10	11	8	5	2	3	2	6	3			65	42	107	1
2	6	Cerebro Spinal Fever ...	...	...	...	...	1	...	...	...	...	...	...	...	...	...			1	...	1	2
3	8	Scarlet Fever ...	...	...	...	...	...	...	...	...	...	...	...	...	...	...			...	...	...	3
4	9	Whooping Cough ...	...	...	...	...	...	...	...	...	...	...	...	...	...	...			4	10	14	4
5	10	Diphtheria ...	...	2	...	1	...	...	...	...	...	...	...	...	...	...			55	36	91	5
6	13	Tuberculosis of Respiratory System ...	4	9	22	21	169	109	212	113	210	85	256	59	302	69			1,203	499	1,702	6
7	14-22	Other forms of Tuberculosis ...	8	15	11	13	21	48	21	27	18	13	9	9	16	10			287	314	601	7
8	30	Syphilitic disease ...	1	...	...	...	6	1	21	2	27	1	7	...	4	1			66	6	72	8
9	33	Influenza ...	...	1	...	1	1	1	1	...	2	...	...	1	2	3			7	10	17	9
10	35	Measles ...	...	1	2	...	3	1	...	1	...	...	...	...	...	...			53	70	123	10
11	36	Acute Poliomyelitis and Polioencephalitis ...	...	1	...	...	...	...	...	...	...	...	1	...	...	...			14	12	26	11
12	37	Acute infectious encephalitis ...	...	...	...	1	1	...	...	1	...	...	1	...	2	1			8	4	12	12
13M	45-46A	Cancer of buccal cavity and Oesophagus (Males.) ...	...	...	...	...	1	...	13	...	30	...	60	...	64	...			168	...	168	13
13F	48	Cancer of Uterus ...	...	...	...	...	...	3	...	13	...	16	...	13	...	27			...	72	72	13
14	46B	Cancer of Stomach and duodenum ...	...	...	...	...	1	1	8	2	12	8	15	10	27	13			63	34	97	14
15	50	Cancer of breast ...	...	...	...	...	...	1	...	6	...	8	...	13	...	20			...	48	48	15
16	45-46A females 46 e-h,47,49,51,55	Cancer of all other Sites ...	3	1	5	2	18	10	30	22	92	34	144	49	204	107			509	234	743	16
17	61	Diabetes ...	1	...	1	1	4	2	3	1	11	6	35	22	81	55			137	87	224	17
18	83	Intra cranial Vascular Lesions ...	1	2	8	3	12	6	22	9	45	22	71	48	218	152			402	256	658	18
19	90-95	Heart disease ...	9	9	20	12	54	38	132	37	302	55	410	82	648	311			1,589	554	2,143	19
20	96-103	Other diseases of Circulatory system ...	2	...	...	1	7	8	13	7	36	13	61	35	136	97			256	164	420	20
21	106	Bronchitis ...	...	1	...	...	2	2	8	3	14	7	16	4	44	28			114	68	182	21
22	107-109	Pneumonia ...	39	46	43	39	140	125	84	63	64	30	79	42	241	209			3,313	3,528	6,841	22
23	104,105,110-114	Other Respiratory diseases ...	2	2	5	6	24	14	36	22	41	17	64	26	130	84			315	184	499	23
24	117	Ulceration of the Stomach or duodenum ...	...	1	...	...	4	2	4	...	10	4	9	...	10	5			38	12	50	24
25	119,120	Diarrhoea ...	4	2	2	5	9	12	17	15	26	8	29	17	77	101			715	680	1,395	25
26	121	Appendicitis ...	...	...	...	1	1	2	2	1	4	...	2	...	3	3			14	7	21	26
27	115,116,118,122-129	Other digestive diseases ...	9	6	11	13	79	63	74	39	97	24	90	27	94	48			579	305	884	27
28	130-132	Nephritis ...	4	3	3	3	14	19	6	20	30	18	36	16	126	74			231	161	392	28
29	140-147	Puerperal and Post Abortives Sepsis ...	...	...	...	1	...	11	...	4	...	1	...	...	...	...			...	17	17	29
30	141-146,148-150	Other Maternal Causes ...	...	...	...	4	...	53	...	42	...	4	...	1	...	...			...	104	104	30
31	159	Premature birth ...	...	...	...	...	...	...	...	...	...	...	...	...	...	...			887	703	1,590	31
32	157,158,160,161	Congenital Malformation, injury at birth ...	...	...	...	...	...	...	...	...	...	...	...	...	...	...			1,235	1,072	2,307	32
33	163-164	Suicide ...	...	...	...	...	4	...	7	...	2	...	1	...	2	...			16	...	16	33
34	170-171	Road Traffic Accidents ...	1	...	2	...	4	1	5	1	3	...	5	3	2	...			24	8	32	34
35	165-169,172-198	Other Violent Causes ...	68	22	88	58	358	157	179	67	128	34	91	27	94	64			1,118	512	1,630	35
36	34	*A.* Small pox ...	22	15	49	32	244	163	80	63	19	21	10	12	5	22			644	548	1,192	A
	3	*B.* Plague ...	...	...	...	...	...	...	...	...	...	...	...	...	...	...			...	...	...	B
	29	*C.* Kala-Azar ...	...	...	...	...	...	...	...	...	...	1	1	...	...	...			1	1	2	C
	28a	*D.* Malaria ...	...	...	...	...	...	...	...	...	...	...	1	...	...	...			1	...	1	D
	28b	*E.* Ague and Remittent Fever ...	...	...	...	...	...	...	...	...	...	...	...	...	...	...			...	1	1	E
	31	*F.* Relapsing Fever ...	...	...	...	...	...	...	...	...	...	...	...	...	...	...			...	...	...	F
	200-2a	*G.* Fever not defined ...	2	6	10	2	16	9	6	1	8	4	3	1	8	10			86	63	149	G36
	4	*H.* Cholera ...	...	...	...	...	...	...	...	...	...	...	...	...	...	...			...	...	...	H
	27	*J.* Dysentery ...	1	...	1	2	2	3	7	1	8	2	10	7	18	22			74	54	128	J
	23	*K.* Leprosy ...	...	...	...	...	...	...	7	4	7	2	5	3	4	4			23	13	36	K
	162	*L.* Senility and Old Age ...	...	...	...	...	...	...	...	...	2	3	97	59	1,258	1,373			1,357	1,435	2,792	L
		M. All other causes ...	81	57	100	69	368	247	285	218	286	189	314	117	360	258			2,690	2,216	4,906	M
		Males ...	263		394		1,573		1,294		1,539		1,936		4,186		...	...	18,362			
		Females ...		205		302		1122		813		632		705		3,164				14,144		
		Total ...	468		696		2,695		2,107		2,171		2,641		7,350		...	...			32,506	
			1.4		2.1		8.3		6.5		6.7		8.1		22.6						100.0	

TABLE 17

DEATHS AND DEATH RATES FROM EPIDEMIC AND PRINCIPAL CAUSES.

Causes of Death.	Average of years (1951-60)		1960		1961	
	Deaths.	Death-rate.	Deaths.	Death-rate.	Deaths.	Death-rate.
Principal Epidemic Diseases						
Small-pox ...	353	0.12	786	0.20	1,192	0.43
Measles ...	130	0.04	192	0.04	123	0.04
Plague ...	...	...	...	...	...	...
Enteric Fever ...	265	0.08	219	0.05	107	0.04
Malarial Fever ...	15	0.00	1	0.00	1	0.00
Ague and Remittent Fever ...	10	0.00	2	0.00	1	0.00
Influenza ...	28	0.00	24	0.01	17	0.00
Cholera ...	4	0.00	1	0.00	...	...
Dysentery ...	185	0.06	180	0.05	128	0 05
Diphtheria ...	119	0.04	133	0 03	91	0.03
O her Principal Diseases.						
Tuberculosis ...	2,378	0.81	2,519	0.66	2,303	1.83
Cerebro-Spinal Fever ...	5	0.00	4	0.00	1	0.00
Diseases of the Nervous System ...	984	0.34	1,082	0.28	1,191	0.43
Diseases of the Respiratory System ...	6,725	2.30	6,232	1.62	7,522	2.70
Diarchoea and Enteritis ...	1,338	0.46	1,606	0.42	1,395	0.50
Puerperal State ...	87	0.03	110	0.03	121	0.04
Congenital Debility and Diseases of early Infancy.	4,090	1.40	3,465	0.90	3,897	1.39
Old Age ...	3,165	1.41	3,100	0.81	2,792	1.00
Leprosy ...	61	0.02	42	0.01	36	0.01
Violence ...	1,545	0.53	1,699	0.44	1,678	0.60
Other Causes ...	9,918	3.40	9,611	2.50	9,910	3.56
Total ...	31,405	10.77	31,008	8.06	32,506	11.66

TABLE 18

CERTIFICATION OF CAUSES OF DEATHS (1957-1961.)

Years.	Total deaths.	Verified by District Registrars.	Number of Certificates of the Causes of Deaths received from						Percentage of Total Certificates received to the Total Mortality.
			Medical Officers of Hospitals.	Private Medical Practi-tioners.	Hakims and Vaidyas.	Commis-sioner of Police.	Coroner of Bombay.	Total	
1957 ...	33,164	15,038	9,161	5,217	11	562	3,175	18,126	54.7
1958 ...	31,372	12,555	9,700	5,222	62	511	3,322	18,817	59.9
1959 ...	28,527	13,014	7,178	4,564	75	566	3,130	15,513	54.4
1960 ...	31,008	9,697	9,530	7,282	30	406	4,063	21 311	68.7
1961 ...	32,506	12,420	8,808	6,886	36	339	4,017	20,086	61.7

TABLE 19

DEATHS BY CAUSES

Classification No. Short List.	Classification No. Detailed List.	Specific Causes of Death.	Jan.	Feb.	March	April	May	June	July	August	Sep.	Oct.	Nov.	Dec.	Total
		I.—Infective and Parasitic Diseases.													
		(1-26) *Diseases due to bacteria*—													
1	1	Typhoid Fever ...	12	5	13	18	15	2	4	10	9	4	9	6	107
1	2	Para-typhoid Fever ...	...	...	...	...	...	...	...	...	...	...	...	...	...
B	3	Plague ...	...	...	...	...	...	...	...	...	...	...	...	...	...
H	4	Cholera ...	...	...	...	...	...	...	...	...	...	...	...	...	...
36	5	Undulant Fever ...	...	...	...	...	...	...	...	...	...	...	...	...	...
2	6	Cerebro-spinal Meningitis ...	...	...	...	...	...	...	...	1	...	...	...	...	1
36	7	Malignant Prostate and Anthrax ...	...	...	...	...	...	...	...	...	...	...	...	...	...
3	8	Scarlet Fever ...	...	...	...	...	...	...	...	...	...	...	...	...	...
4	9	Whooping Cough ...	2	...	...	...	2	2	2	1	...	1	1	3	14
5	10	Diphtheria ...	9	6	5	9	9	4	7	6	10	7	8	11	91
36	11	Erysipelas ...	...	...	...	...	...	...	...	...	...	...	...	...	...
36	12	Tetanus ...	59	32	31	29	20	27	27	31	30	33	15	25	359
		(13-22) *Tuberculosis (all forms)*—													
6	13	Tuberculosis of the Respiratory System ...	131	130	119	144	147	140	135	149	126	168	132	181	1,702
7	14	Tuberculosis of the Meninges and Central Nervous System ...	27	32	38	42	43	31	38	39	35	31	49	39	444
7	15	Tuberculosis of the Intestines and Peritonium	14	4	10	6	10	13	16	10	11	8	18	7	127
7	16	Tuberculosis of the Vertibral Column ...	...	...	...	3	...	3	...	...	...	...	2	5	13
7	17	Tuberculosis of other bones and joints ...	...	...	2	...	...	...	1	1	...	...	...	...	4
7	18	Tuberculosis of the Skin and Subcutaneous Cellular Tissue ...	...	...	...	...	...	1	...	...	...	...	...	...	1
7	19	Tuberculosis of the Lymphatic System ...	2	...	...	...	...	1	2	1	...	...	...	...	6
7	20	Tuberculosis of the Genito Urinary System	...	...	...	...	...	1	1	...	...	...	1	...	3
7	21	Tuberculosis of other organs ...	...	...	...	1	...	...	1	...	...	1	...	...	3
7	22	Disseminated Tuberculosis ...	...	...	...	...	...	...	...	...	...	...	...	...	...
K	23	Leprosy ...	2	3	1	2	1	6	2	2	5	4	3	5	36
36	24	Purulent Infection and Septicaemia ...	7	5	7	...	4	9	9	7	4	2	5	7	56
36	25	Gonococcal Infection ...	...	...	...	...	...	...	...	...	...	...	...	...	...
36	26	Other Bacterial Diseases (Dysentry excepted)	...	...	...	...	...	...	...	...	...	...	...	...	...
		(a) Glanders ...	...	...	...	...	...	...	...	...	...	...	...	...	...
		(b) Tularaemia ...	...	...	...	...	...	...	...	...	...	...	...	...	...
		(c) Other diseases included under 26 ...	...	...	...	...	...	...	...	...	...	...	...	...	...
J	27	Dysentery ...	13	7	11	10	18	14	13	12	9	7	6	8	128
D	28(a)	Malaria ...	...	...	...	...	...	...	1	...	...	...	...	...	1
E	28(b)	Remittent Fever ...	...	...	...	...	...	...	...	...	...	...	...	...	...
C	29(a)	Kala Azar ...	1	...	...	...	1	...	...	...	...	...	...	...	2
36	29(b)	Other diseases due to parasitic Protoza except Spriochaetes ...	...	...	...	...	...	...	...	...	...	...	...	...	...
8	30	Syphilis ...	...	...	...	...	...	...	...	...	...	...	...	...	...
		(a) Locomotor Ataxia (Tabis dorsatis) ...	...	...	...	...	...	...	...	...	...	...	...	...	...
		(b) General Paralysis of the Insane ...	...	...	...	...	...	...	...	...	...	...	...	...	...
		(c) Aneurysm of Aorta ...	7	5	3	7	10	7	3	4	4	6	6	4	66
		(D) Other forms of Syphilis ...	...	...	...	...	...	...	...	...	...	...	...	...	...
		(a) Congenital Syphilis ...	...	...	...	...	...	...	...	1	...	...	...	...	1
		(b. c. d.) Other or Unspecified Syphilis ...	...	...	1	2	...	1	...	...	1	...	...	...	5
F	31	Relapsing Fever ...	...	...	...	...	...	...	...	...	...	...	...	...	...
36	32	Other Diseases due to Spiro Chaetes ...	...	...	1	...	...	...	...	...	...	...	...	...	1
9	33	Influenza ...	...	...	...	...	...	...	...	...	...	...	...	...	...
		(a) With respiratory complications ...	1	1	1	...	...	1	4	1	...	...	...	...	9
		(b) Without respiratory complications ...	...	2	...	...	...	3	...	1	1	...	...	1	8
A	34	Small-pox ...	187	277	315	214	164	23	10	2	...	...	...	...	1,192
10	35	Measles ...	16	32	25	7	7	3	...	...	2	7	10	14	123
11	36 : 1	Acute Poliomyelitis ...	1	...	...	—	3	2	6	4	2	6	...	2	26
	36 : 2	Acute Polioencephalitis ...	...	...	...	...	...	...	...	...	...	...	...	...	...
12	37	Acute Infectious Encephalitis (Lethargic or Epidemic) ...	2	2	...	1	2	2	1	...	2	...	...	...	12
36	38	Other Diseases due to Viruses— ...													
		(a) Yellow Fever ...	...	...	...	...	...	...	...	...	...	...	...	...	...
		(b) Rabies (shown under 194 a) ...	...	...	...	...	...	...	...	...	...	...	...	...	...
		(c) Herpes Zoster ...	...	...	...	...	...	...	...	...	...	...	...	...	...
		(d) German Measles ...	...	...	...	...	...	...	...	...	...	...	...	...	...
		(e) Varicella (Chickenpox) ...	12	13	7	7	2	1	...	...	...	...	1	...	43
		(f) Other diseases included under 38 ...	...	...	...	...	...	1	...	...	...	...	...	...	1
36	39	Typhus ...	...	...	...	...	...	...	...	...	...	...	...	...	...
36	40	Ankylostomiasis ...	...	...	...	...	...	...	...	...	...	...	...	...	...
36	41	Hydatid Diseases ...	...	...	...	...	...	...	...	...	...	...	...	...	...
		(a) Hydatid disease of liver ...	...	...	...	...	...	...	...	...	...	...	...	...	...
		(b) Hydatid disease of other or Unspecified organs ...	...	...	...	...	...	1	...	...	...	1	...	...	2
36	42	Other diseases due to Helminths ...	3	...	2	3	5	3	4	...	3	2	5	1	31
36	43	Mycoses ...	...	...	...	...	...	...	...	...	1	...	...	...	1
36	44	Other Infective or Parasitic Diseases ...	...	...	...	...	...	...	...	...	...	...	...	...	...
		(a) Venereal diseases (other than syphilis and Gonorrhoea) ...	...	...	...	...	...	...	...	...	...	...	...	...	...
		(b) Pernicious lympho granulomatosis (Hodgkins diseases) ...	4	...	1	3	1	1	2	1	...	1	2	4	20
		(c) Mumps ...	...	...	...	3	...	1	...	...	...	...	1	...	5
		(d) Other diseases included under 44 ...	1	...	...	...	...	...	...	...	...	...	...	...	1
		II.—Cancer and other Tumours.													
13	45*	Cancer of the Buccal Cavity and Pharynx ...	...	...	...	...	...	...	...	...	...	...	...	...	...
13		(a) Lips Males ...	...	...	...	...	...	...	...	...	...	...	...	...	...
16		Females ...	...	...	...	...	...	...	...	...	...	...	...	...	...
13		(b) Tongue Males ...	1	3	2	5	1	...	1	1	2	1	1	2	20
16		Females ...	...	1	...	2	...	...	1	...	1	1	1	2	9
13		(c) Other and Unspecified sites Males ...	3	2	6	3	4	5	6	2	1	5	6	4	47
16		Females ...	...	2	1	3	...	1	...	3	...	2	2	...	14
13	46	Cancer of the digestive organs and peritonium	...	...	...	...	...	...	...	...	...	...	...	...	...
16		*(a) Oesophagus Males ...	6	6	7	9	10	9	8	9	8	9	9	11	101
		Females ...	4	2	4	2	...	2	5	3	1	2	2	4	31
14		(b) Stomach and duodenum ...	7	9	15	9	7	5	17	2	10	3	8	5	97
16		(c) Intestines other than duodenum or rectum ...	7	5	5	5	8	6	7	7	3	4	4	3	64
		...um ...	1	6	2	5	5	4	3	2	3	2	4	3	40

*Males are tabulated in short list No. 13 and females in No. 16 of detailed list No. 45, 46a.

TABLE 19—(Contd.)

DEATHS BY CAUSES

Classification No. Short List.	Classification No. Detailed List.	Specific Causes of Death.	Jan.	Feb.	Mar.	April	May	June	July	Aug.	Sept.	Oct.	Nov.	Dec.	Total.
		II.—Cancer and other Tumours—(Contd.)													
		(*e*) Liver and biliary passages ...	6	7	11	10	5	7	10	6	3	10	6	...	81
		(*f*) Pancreas ...	2	3	1	4	3	...	3	...	1	...	2	2	21
16		(*g*) Peritonium ...	2	...	...	...	1	...	...	1	...	1	...	1	6
		(*h*) Other or Unspecified digestive organs...	...	...	...	...	...	1	...	...	—	2	...	...	3
16	47	Cancer of the respiratory system ...	...	...	...	...	...	...	...	...	...	...	...	...	...
		(*a*) Larynx and trachar ...	6	4	4	4	8	5	8	5	9	8	6	8	75
		(*b*) Bronchi, lung and pleural ...	8	10	1	7	6	14	9	7	15	11	10	10	108
		(*c*) Unspecified respiratory organs ...	...	...	1	...	...	...	...	...	...	...	...	...	1
13	48	Cancer of the Uterus ...	...	...	...	...	...	...	...	...	...	...	...	...	...
		(*a*) Cervix Uteri ...	2	5	3	4	3	4	5	3	4	6	...	6	45
		(*b*) Other Unspecified sites ...	1	2	2	3	1	5	1	3	1	3	1	4	27
16	49	Cancer of other female genital organs ...	1	3	3	1	...	4	5	2	3	2	1	3	28
15	50	Cancer of the breast ...	5	2	7	4	4	1	3	3	7	6	4	2	48
	51	Cancer of the male genital organs ...	...	...	...	...	...	...	...	...	...	...	...	...	...
		(*a*) Scrotum ...	...	...	...	...	...	...	...	...	...	...	...	...	...
		(*b*) Prostate ...	...	...	2	2	...	...	...	1	...	3	1	...	9
		(*c*) Other or unspecified male genital organs ...	...	...	1	1	...	1	...	...	...	...	2	1	6
	52	Cancer of the male and female urinary organs	6	...	...	4	2	3	1	1	2	4	3	2	28
	53	Cancer of the Skin (Scrotum excepted) ...	...	...	...	1	...	...	...	1	...	...	...	1	3
	54	Cancer of the brain and other parts of Nervous system ...	...	...	...	...	...	...	...	...	...	...	...	...	...
		(*a*) Glioma (not specified as bening) ...	...	...	...	...	...	...	...	2	...	...	1	...	3
		(*b*) Sarcoma ...	...	...	...	...	...	...	...	...	...	1	...	...	1
16		(*c*) Other or Unspecified forms included under 54 ...	...	...	...	1	1	...	2	...	1	2	...	1	8
	55	Cancer of other or Unspecified organs ...	...												
		(*a*) Adrenal glands ...	...	...	...	...	...	...	...	...	...	1	...	...	1
		(*b*) Bones ...	1	3	...	2	...	...	1	3	...	1	...	1	12
		(*c*) Thyroid gland ...	3	1	...	...	...	2	...	...	...	2	...	2	10
		(*d*) Others included under 55 ...	9	14	11	18	11	25	14	10	18	15	17	19	181
		Tumours:—													
	56	Non-malignant Tumours ...	...	...	...	...	...	...	...	...	...	...	...	...	...
		(*a*) Ovaries ...	...	...	...	...	...	...	...	...	...	1	...	...	1
		(*c*) Other female genital organs ...	...	...	...	...	...	...	...	...	...	...	1	1	1
		(*d*) Brain and other parts of Nervous system	2	1	...	3	1	2	1	2	...	...	1	1	14
		(*e*) Other and Unspecified organs ...	2	1	...	...	1	...	...	...	...	2	1	1	8
	57	Tumours of Undetermined Nature ...	...	...	...	...	...	...	...	...	...	...	...	...	...
		(*a*) Ovaries ...	...	...	...	...	...	...	...	...	...	...	...	...	...
		(*b*) Uterus ...	...	...	...	...	...	...	...	...	...	...	...	...	...
		(*d*) Brain and other parts of Nervous system	2	2	4	4	4	5	3	4	3	...	1	4	36
36		(*e*) Other and Unspecified organs ...	...	...	...	...	1	...	...	...	...	...	...	...	1
		III.—Rheumatism, Diseases of Nutrition and of the Endocrine Glands and other General Diseases.													
	58	Rheumatic feve ...	...	3	2	2	2	1	3	...	2	4	2	3	24
	59-1	Rheumatoid Arthritis ...	...	1	1	...	...	1	...	...	1	...	...	...	4
	59-2	Other Chronic articular Rheumatism ...	...	...	1	1	...	...	...	...	...	1	...	...	3
	60	Gout ...	...	1	...	...	...	...	...	...	1	...	...	...	2
17	61	Diabetes Mellitus ...	17	16	26	18	21	19	18	22	17	20	12	18	224
36	62	Diseases of the Pituitary gland ...	...	...	...	...	...	...	...	...	...	...	...	...	...
		(1) Hyperpituitarism	...	...	...	...	...	...	...	...	...	...	...	...	...
		(2) Hypopituitarism	...	...	...	...	...	...	...	...	...	...	...	...	...
		(3) Other diseases included under 62 ...	...	...	...	...	...	...	...	...	...	...	...	...	...
	63	Diseases of the Thyroid and parathyroid glands ...	...	...	...	...	...	...	...	...	...	...	...	...	...
		(*a*) Simple Goitre ...	...	1	...	...	...	...	...	...	...	...	...	...	1
		(*b*) Exophthaemic Goitre ...	...	...	...	...	...	...	1	...	...	...	...	...	1
		(*c*) Myxoedema Cretinism ...	...	...	...	...	1	...	...	...	...	...	...	...	1
		(*d*) Other diseases of thyroid glands ...	...	...	...	...	...	...	...	...	...	...	...	...	...
		(*e*) Diseases of the parathyroid glands ...	...	...	...	...	...	...	...	...	...	...	1	...	1
	64	Diseases of the Thymus ...	...	...	...	...	...	...	...	...	...	...	...	...	...
	65	Diseases of the adrenal glands (not specified as Tuberculosis) ...	...	...	...	...	...	1	1	...	1	...	...	1	4
	66	Other General diseases ...	...	...	...	...	...	...	...	...	...	...	...	...	...
		(*a*) Osteomelicia ...	...	...	...	...	...	...	...	...	...	...	...	...	...
		(*b*) Other Diseases included under 66 ...	...	...	...	...	...	...	...	...	...	...	...	...	...
		(1) Pink Disease ...	...	...	...	...	...	...	...	...	...	...	...	...	...
		(2) Idiopathic Steatorrhoea (Sprue etc.) ...	...	...	...	...	...	...	1	...	...	...	1	2	4
		(*c*) Other diseases included under 66(*b*) ...	3	...	...	...	...	1	1	2	1	...	...	...	8
	67	Scurvy ...	...	...	...	...	...	...	...	...	...	...	...	...	...
	68	Beri-Beri ...	...	1	...	...	...	...	...	...	1	1	...	1	4
	69	Pellagra ...	...	...	...	...	...	...	...	...	...	...	1	...	1
	70	Rickets ...	124	121	125	77	56	84	62	67	63	46	48	71	944
	71	Other Vitamin Deficiency Diseases ...	...	...	...	...	...	...	...	...	...	...	...	...	...
		IV.—Diseases of the blood and blood forming Organs.													
36	72	Haemorrhagic Conditions ...	...	...	...	...	...	...	...	...	...	...	...	...	...
		(*a*) Primary Purpura ...	3	2	1	5	3	...	...	2	1	...	...	1	18
		(*b*) Haemophilia ...	...	...	...	...	...	...	...	...	...	...	...	...	...
	73	Anaemia ...	...	...	...	...	...	...	...	...	...	...	...	...	...
		(*a*) Pernicious anaemia ...	...	1	...	1	1	2	...	4	...	1	1	...	10
		(*b. c. d.*) Other anaemias and chlorosis ...	159	189	177	138	91	137	129	135	151	185	169	195	1855
	74(*a*)	Leukaemia ...	3	2	5	5	4	5	2	6	1	4	4	2	43
	74(*b*)	Aleukaemia ...	...	...	...	...	...	...	...	...	...	...	...	...	...
	75	Diseases of the Spleen ...	...	...	...	3	...	...	...	1	...	...	1	...	5
	76	Other diseases of the Blood and Blood forming organs ...	...	3	1	...	1	1	...	1	1	2	2	...	12
		V.—Chronic Poisoning and Intoxication.													
	77	Alchoolism (Acute or chronic) ...	...	...	...	...	...	...	...	...	...	...	...	...	...
		(*c*) Unspecified Alcholism ...	...	1	...	...	...	...	...	...	...	...	...	...	1
		Lead Poisoning ...	...	...	...	...	...	...	...	...	...	...	...	...	...
	78	(*a*) Specified as occupational ...	...	...	...	...	...	...	...	2	...	...	1	...	3
		(*b*) Not specified as occupational	1	...	...	...	...	...	...	...	...	...	...	...	1

TABLE 19—(Contd.)

DEATHS BY CAUSES.

Classification No. Short list.	Classification No. Detailed List	Specific Causes of Death.	Jan.	Feb.	Mar.	April	May	June.	July	Aug.	Sept.	Oct.	Nov.	Dec.	Total
		V. Chronic Poisoning and Intoxication—contd													
	79	Chronic poisoning by other mineral and organic substances	...	...	...	...	...	...	...	...	...	...	...	...	...
		(*b*) Poisoning by narcotic and Soporific drug	...	...	...	...	...	...	...	...	...	...	...	...	...
		(*c*) Other non-occupational chronic poisoning	...	...	...	...	...	...	...	...	...	...	...	...	...
36		(*d*) Unspecified poisoning	...	...	...	...	...	...	...	...	...	...	...	...	...
		VI.—Diseases of the nervous system and sense organs.													
	80	Encephalitis (non-epidemic)—	...	...	...	...	...	...	...	...	...	...	...	...	...
		(*a*) Intra Cranial abscess	1	...	...	5	...	2	1	2	1	1	3	1	17
		(*b*) Other diseases included under 80	21	16	28	18	26	21	21	24	23	14	19	15	246
	81	Meningitis (non-menigococcal)	9	9	12	10	8	11	13	12	6	6	8	9	113
	82	Diseases of Medulla and Spinal cord	3	3	4	2	1	4	1	1	4	1	1	1	26
18	83	Intracranial Lesions of Vascular origin	...	...	...	...	...	...	...	...	...	...	...	...	...
		(*a*) Cerebral Haemorrhage	24	31	35	24	14	26	31	37	20	21	24	27	314
		(*b*) Cerebral Embolism and Thrombosis	10	9	17	22	19	14	24	20	24	25	26	24	234
		(*c*) Softening of Brain	...	...	...	...	...	...	...	...	...	...	...	...	...
		(*d*) Hemiplegia and other paralysis of unstated origin	11	8	8	14	12	3	13	8	14	5	10	4	110
		(*e*) Other Intra-cranial effusions	...	...	...	...	...	...	...	...	...	...	...	...	...
	84	Mental Disorders and Deficiency	...	...	...	...	...	...	...	...	...	...	...	...	...
		(*a*) Mental deficiency	...	...	...	...	...	...	...	...	...	...	...	...	...
		(*b*) Schizophrefia (dementia proecos)	...	...	...	...	...	...	...	...	...	...	...	...	...
		(*d*) Other mental disorders included under 84	...	...	...	...	...	...	...	...	...	...	...	...	...
		(1) Confusional Psohchosis, Acute delirium	...	...	...	...	...	...	...	...	...	...	...	...	...
		(2) Delusional Psychosis	...	...	...	...	...	...	...	...	...	...	...	...	...
		(3) Mania	...	...	...	...	...	...	...	...	...	...	...	...	...
		(4) Melancholia	...	...	...	...	...	...	...	...	...	...	...	...	...
		(6) Dementia	...	...	1	1	...	...	...	...	...	...	...	—	2
		(7) Other or Unspecified conditions included under (84)*d*	...	...	...	...	...	2	...	...	...	...	...	1	3
	85	Epilepsy	...	...	1	2	2	2	...	1	1	4	2	...	15
	86	Convulsions in children under 5 years of age	7	7	9	7	8	8	5	6	5	9	9	8	88
36	87	Other Diseases of the Nervous System—													
		(*a*) Chorea	...	...	...	...	...	...	...	...	...	...	...	...	...
		(*b*) Neuritis (non-Rheumatic)	...	...	...	...	...	...	...	1	...	...	...	1	2
		(*c*) Paralysis agitans	...	1	...	...	1	...	...	...	...	...	...	...	2
		(*d*) Desseminated Sclerosis	...	...	...	...	...	...	...	...	...	...	...	...	...
		(*e*) Other diseases included under 87	...	...	...	...	...	...	...	...	...	...	...	...	...
		(1) Convulsions of undetermined origin (age 5 and over)	...	1	...	...	...	...	...	...	...	...	...	...	1
	88	(2) Other diseases included under 87(*e*)	1	2	1	1	1	...	...	...	1	2	1	...	10
	89	Diseases of the organs of Vision	...	...	...	1	...	...	...	...	...	...	...	...	1
		Diseases of the Ear and of the Mastoid Antrum—													
		(*a*) Olitis and other diseases of the Ear	...	...	...	1	...	...	1	1	...	...	1	...	4
		(*b*) Diseases of the Mastoid Antrum	...	1	1	1	...	...	...	...	...	...	...	...	3
		VII.—Diseases of the Circulatory System.													
	90	Pericarditis	2	4	2	2	3	2	1	2	...	3	1	1	23
	91	Acute Endocarditis	2	1	...	1	3	1	2	...	1	...	2	1	14
	92abc	Chronic Affections of the valves and endocardium	18	19	11	12	14	19	15	22	24	14	20	18	206
	93*a*	Acute Myocarditis	2	...	...	...	...	...	...	1	...	...	...	...	3
	93b	Chronic Myocarditis specified as Rheumatic	...	1	...	...	...	...	...	...	...	...	1	...	2
	93c	(1) Cardio vascular degeneration	...	2	...	3	...	...	1	...	...	...	...	...	6
		(2) Myocardial degeneration described as Fatty	...	...	...	...	...	...	...	1	...	...	...	...	1
	93d	(3) Other Myocardial degeneration	25	27	24	16	13	19	21	19	18	18	17	23	240
19	94	Myocardtis (not distinguinshed as acute or chronic)	...	1	...	...	...	...	...	...	...	...	...	...	1
	95	Diseases of the Coronary Arteries, Angina Pectoris	118	138	109	133	112	96	113	120	112	121	104	117	1393
		Other Diseases of the Heart—	...	...	...	...	...	...	...	...	...	...	...	...	...
		(*a*) Functional heart disease (without mention of organic lesion)	...	...	...	4	2	...	1	...	3	3	2	...	15
		(*b*) Heart Disease specified as Rheumatic but otherwise ill defined	...	1	...	...	...	...	...	...	1	...	...	...	2
	96	(*c*) Other diseases included under 95	23	22	29	18	21	10	13	23	16	18	15	29	237
	97	Aneurysm (except of Heart and Aorta)	...	...	...	...	...	...	...	...	...	...	...	...	...
	98	Arterio Sclerosis (excluding Coronary or Renal Sclerosis or Cerebral Haemorrhage)	9	3	4	5	7	6	5	5	7	5	5	11	72
	99	Gangrene	2	...	1	...	1	3	2	1	1	2	...	...	13
	100	Other Diseases of the arteries	...	...	1	1	1	...	1	...	2	...	2	...	8
20		Diseases of the Veins—													
		(*a*) Varices	...	2	1	...	...	...	...	...	...	...	...	...	3
	101	(*b*) Other diseases of the Veins	1	...	...	...	...	...	...	1	1	...	1	...	4
	102	Diseases of the Lymphatic system	...	1	1	...	1	...	1	...	...	...	...	...	4
	103	High Blood Pressure (Idiopathic)	14	26	28	27	25	18	18	30	27	24	33	36	306
		Other Diseases of the Circulatory system	2	...	...	2	1	2	...	1	...	1	...	1	10
		VIII.—Diseases of the Respiratory System.													
23	104	Diseases of the Nasal Fossae and Annexa	...	...	...	...	...	...	...	...	...	...	...	...	...
	105	Diseases of the Larynx	...	...	...	...	...	2	1	...	1	1	...	...	5
21	106A	Acute Bronchitis	...	...	...	...	...	...	...	...	1	...	...	...	1
	106B	Chronic Bronchitis	20	12	12	22	11	10	18	13	16	11	21	15	181
	106	Bronchitis (not distinguished as acute or chronic)	...	...	...	...	...	...	...	...	...	...	...	...	...
	107	Broncho Pneumonia	488	695	602	288	205	191	227	211	159	150	192	208	3616
22	108	Lobar Pneumonia	19	12	10	18	17	4	8	9	5	6	9	8	125
	109	Pneumonia (Unspecified)	378	669	561	342	186	141	153	145	128	121	131	145	3100

TABLE 19—(Contd.)

DEATHS BY CAUSES.

Classification No. Short List.	Classification No. Detailed List.	Specific Causes of Death.	Jan.	Feb.	Mar.	April	May	June	July	Aug.	Sept.	Oct.	Nov.	Dec.	Total.
		VIII—Diseases of the Respiratory System—Contd.)													
	110A	Empyema ...	1	2	1	1	1	3	1	2	2	1	1	1	17
	110B	Other or Unspecified forms of Pleurisy ...	...	2	1	1	2	2	1	...	2	4	...	1	16
	111	Congestion Oedema Haemorrhagic infection and Thrombosis of Lungs ...	7	12	8	9	5	8	12	10	14	7	10	6	108
	112	Asthma ...	33	30	27	26	13	23	24	27	26	25	26	23	303
	113	Pulmonary Emphysema ...	1	3	2	1	4	1	2	...	2	4	...	2	22
	114A	Silicosis and other occupational Pneumoconioses ...	...	1	...	...	...	...	...	...	...	...	...	...	1
23	114B	Other occupational Respiratory Diseases...	...	...	...	...	...	...	...	...	...	...	...	...	...
	114C	Gangrene of Lung ...	...	...	1	...	...	...	...	...	...	...	...	...	1
	114D	Abscess of Lung ...	1	1	...	2	1	1	...	...	2	2	2	...	12
	114E	Other Diseases included under 114 not specified as occupational ...	...	...	...	...	...	...	...	...	...	...	...	...	...
		(1) Chronic intestitial Pneumonia not indicated as occupational ...	1	...	1	...	...	...	...	...	...	...	...	...	2
		(2) Other Diseases included under 114(E).	...	2	...	2	1	1	1	1	1	2	...	1	12
		IX.—Diseases of the Digestive System.													
	115a	Diseases of the teeth and gums ...	...	1	...	...	...	...	...	...	...	1	...	...	2
	115b	Septic sore throat—	...	...	...	...	...	...	...	...	...	...	...	...	...
		(1) With mention of tonsillectomy ...	...	...	...	...	...	...	...	...	...	...	...	...	...
		(2) Others with mention of tonsils ...	...	...	...	...	...	...	...	...	...	...	...	...	...
		(3) Other Diseases included under 115 (b)	...	...	...	1	...	...	...	...	...	...	...	...	1
27	115c	Other Diseases of the Pharynx and tonsils ...	...	...	...	...	...	...	...	...	...	...	...	...	...
		(1) With mention of tonsillectomy ...	...	...	...	...	...	...	3	...	...	...	1	1	4
		(2) Others with mention of tonsils ...	...	...	...	...	...	...	...	...	...	...	...	...	...
		(3) Other Diseases included under 115(c).	...	...	...	...	...	...	...	...	...	...	...	...	...
	115d	Other diseases included under 115 ...	...	...	1	...	...	...	...	...	...	...	...	...	1
	116	Diseases of the Oesophagus ...	1	...	1	1	1	1	...	1	1	...	...	...	9
24	117	Ulcer of the stomach or duodenum ...	...	...	...	...	...	...	...	...	...	...	2	...	...
		(a) Ulcer of the stomach ...	2	7	6	1	2	3	2	4	7	5	3	4	46
		(b) Ulcer of the duodenum ...	...	2	...	...	...	...	...	...	...	1	...	1	4
27	118	Other diseases of the stomach ...	4	3	4	4	5	2	...	1	3	3	1	2	32
25	119-120	Enteritis and Diarrhoea ...	...	...	...	...	...	...	...	...	...	...	...	...	...
26	121	Appendicitis ...	...	1	2	1	1	3	...	2	4	3	2	2	21
	122a	Hernia ...	2	1	...	4	1	...	...	...	2	2	1	1	14
	122b	Intestinal Obstruction ...	...	...	...	...	...	...	...	1	1	...	...	...	9
		(1) Intussusception ...	2	1	1	...	...	...	...	...	...	...	...	...	...
		(2) Paralytic ileus without stated cause ...	5	7	5	2	6	4	4	6	7	7	2	1	62
		(3) Other or Unspecified forms of Intestinal obstruction ...	...	...	1	1	3	...	...	2	2	1	3	3	13
	123	Other Diseases of the intestines ...	3	...	4	3	1	2	2	3	1	1	...	1	21
	124	Cirrhosis of Liver ...	25	28	21	22	21	39	26	27	15	24	17	21	286
27	125A	Acute yellow atrophy (not associated with pregnancy) ...	...	...	...	...	...	...	...	3	...	...	...	...	3
	125B	Other Diseases of the Liver ...	14	18	25	22	45	24	30	26	21	15	18	17	275
	126	Biliary Calculi ...	...	...	1	2	...	...	...	...	...	...	...	...	3
	127	Other Diseases of the Gall Bladder and Bile Ducts ...	...	...	...	1	...	1	...	2	2	2	1	...	9
	128	Diseases of the Pancreas (other than diabetes)	5	3	4	1	...	2	1	...	1	1	2	2	22
	129	Peritonitis without stated cause ...	10	12	11	9	11	8	12	7	13	8	6	10	117
		X.—Diseases of the Urinary and Genital System. (Not Venereal or connected with Pregnancy or the Puerperium)													
	130	Acute Nephritis ...	1	1	2	2	2	...	4	1	1	2	3	1	20
28	131	Chronic Nephritis ...	1	...	...	...	...	...	...	...	...	...	...	2	3
	132	Nephritis not stated to be Acute or Chronic...	29	39	24	39	26	34	30	31	38	30	23	26	369
	133	Other Diseases of the Kidney and Ureters ...	4	7	1	3	6	4	10	7	4	3	6	3	58
	134	Calculi of the Urinary Passages ...	...	1	1	...	...	...	...	...	1	1	...	...	4
	135A	Cystitis ...	...	...	1	...	1	1	...	...	...	2	1	...	6
	135B	Other Diseases of the Bladder ...	...	1	...	1	...	1	...	...	...	1	...	...	4
	136A	Stricture of Urethra ...	1	...	...	...	1	...	...	...	...	...	...	...	2
36	136B	Other Diseases of the Urethra, etc. ...	...	...	...	...	...	...	...	...	...	...	...	...	...
	137	Diseases of the Prostate ...	...	...	1	...	1	...	1	2	6	1	...	1	13
	138	Diseases of other male genital organs ...	...	...	...	...	...	...	...	2	...	...	...	...	2
	139	Diseases of female genital organs—	...	...	...	...	...	...	...	...	...	...	...	...	...
		(a) Diseases of the ovary, fallopian tube and Parametria ...	...	...	...	...	1	...	...	...	...	...	...	...	1
		(b) Diseases of Uterus ...	...	...	1	1	...	1	...	2	1	...	...	2	8
		(c) Diseases of the breast ...	...	...	...	...	...	1	...	...	...	...	...	...	...
		(d) Other Diseases of the female genital organs ...	...	...	...	...	...	...	...	1	...	...	...	...	1
		XI.—Diseases of Pregnancy, Child-Birth and the Puerperal State.													
29	140	Post-abortive Sepsis ...	...	...	3	1	1	1	1	...	5	...	...	...	12
	141	Abortion without mention of septic conditions	...	...	...	1	1	1	1	...	...	...	1	...	5
	142	Ectopic Gestation ...	...	...	...	1	...	1	...	...	...	1	...	...	3
30	143	Haemorrhage of Pregnancy ...	1	2	2	...	1	1	1	...	1	1	...	...	9
	144	Toxaemia of Pregnancy ...	3	2	2	3	2	1	...	1	2	1	1	2	20
	145	Other Diseases and Accidents of Pregnancy	...	...	...	2	...	2	2	2	1	2	1	...	12

TABLE 19—(Contd.)

DEATHS BY CAUSES.

Classification No. Short List.	Classification No. Detailed List.	Specific Causes of Death.	Jan.	Feb.	Mar.	April	May	June	July	Aug.	Sep.	Oct.	Nov.	Dec.	To ..L.
		XI.—Diseases of Pregnancy, child-birth and the Puerperal State.—Contd.													
	146	Haemorrhage of child birth and Puerperium	...	...	...	...	...	...	...	...	...	...	...	...	...
		(a) Placenta Praevia (with child-birth) ...	...	...	...	1	...	2	...	1	1	1	...	...	6
30		(b) Premature separation of Placenta (with child birth).	...	...	...	...	...	...	...	...	...	...	...	...	...
		(c) Other Haemorrhages of child birth ...	1	...	...	...	...	...	...	...	...	...	...	...	1
		(d) Other Haemorrhages after child birth	3	2	3	3	4	5	1	2	1	3	...	3	30
29	147	Infection during child birth and the Puerperium ...	2	1	...	...	1	1	...	...	...	...	...	...	5
	148	Puerperal Toxaemia— ...	...	...	...	...	...	...	...	...	...	...	...	...	...
		(a) Puerperal eclampsia ...	...	...	...	...	1	1	...	1	1	...	...	...	4
		(b) Puerperal Albuminuria and Nephritis	...	...	...	...	...	...	...	...	...	...	...	...	...
		(c) Acute yellow atrophy of liver (Post-Partum) ...	...	1	1	...	...	1	1	...	...	...	...	...	4
30	149	Other accidents of child birth ...	1	...	2	1	...	1	2	...	...	2	...	...	9
	150	Other or Unspecified conditions of child birth and Puerperal state ...	...	...	...	...	...	...	...	...	1	...	...	...	1
		XII.—Diseases of the Skin and Cellular Tissue													
	151	Carbuncle, Boils ...	...	...	...	...	...	...	...	2	...	...	...	...	2
	152	Cellulitis, Acute Abscess ...	1	1	...	2	1	1	2	2	1	3	...	...	14
	153	Other Diseases of the Skin and Cellular Tissues ...	4	3	1	3	1	1	1	...	1	2	1	1	19
36		*XIII.—Diseases of the Bones and Organs of Movements*													
	154	Ostemyelitis and Periostitis ...	...	1	1	1	...	...	...	1	...	1	...	1	6
	155	Other diseases of the bones ...	...	...	...	...	...	1	...	...	...	...	...	...	1
	156	Diseases of the joints and other organs of movements ...	...	1	4	...	1	...	...	...	...	...	...	...	6
		XIV.—Congenital Malformation													
32	157	Congenital Malformations ...	26	25	14	19	12	12	25	22	11	18	24	19	227
		XV.—Diseases peculiar to the First Year of Life													
32	158	Congenital Debility ...	283	219	175	104	69	121	132	130	118	115	110	102	1,678
31	159	Premature Birth ...	123	101	128	106	107	130	149	160	176	158	131	121	1,590
	160	Injury at Birth ...	3	1	...	1	2	...	3	3	6	5	1	5	30
	161	Other diseases peculiar to the first year of life— ...	...	...	...	...	...	...	...	...	...	...	...	...	...
		(a) Asphyxia during or after birth, Atelectasis. ...	31	12	18	24	28	23	26	24	29	33	28	28	304
32		(b) Intoxication due to maternal toxaemia, Antenatal taxaemia. ...	...	...	...	...	...	...	1	...	...	...	...	...	1
		(c) Infections of the New born ...	9	6	10	10	3	4	1	6	3	4	4	3	63
		(1) Infections of the Umbilicus ...	...	...	...	...	...	...	...	...	...	...	...	...	...
		(2) Pemphygus neonatorum ...	...	...	...	...	...	...	...	...	...	...	...	...	...
		(3) Other or unspecified infections included under 161 (c). ...	...	...	...	...	...	...	...	...	...	...	...	...	...
		(d) Other specified diseases included under 161 ...	...	...	...	...	1	2	...	1	...	...	...	...	4
		XVI—Senility, Old age													
	162A	Old age ...	13	25	18	20	24	22	9	20	20	23	21	12	234
4	162B	Senility with mention of senile dementia ...	...	...	...	1	...	...	...	...	...	...	...	...	1
	162C	Senility without mention of senile dementia...	230	243	210	225	212	168	198	262	209	218	173	209	2,557
		XVII.—Deaths from Violence Suicide (163-164)													
	163	Suicide by Poisoning ...													
		(a) Suicide by solid or liquid toxic or corrosive substances. ...	...	...	...	...	...	...	...	...	...	...	...	...	...
		(1) By Corrosive substances ...	...	...	...	...	...	...	...	...	...	...	...	...	...
		(2) By analgesic and narcotic drugs ...													
		(3) By Soporific drugs ...	...	...	...	...	...	...	...	...	...	...	...	...	...
		(4) By other solid or liquid poisons ...													
		(b) Suicide by poisonous gas ...													
		(1) By Coal gas ...													
		(2) By motor exhaust gases ...													
		(3) By other poisonous gas ...													
33	164	Other forms of suicide— ...													
		(a) Suicide by hanging or strangulation ...	...	5	3	...	...	3	1	...	1	1	...	1	15
		(b) Suicide by drowning ...	...	...	...	...	...	...	...	...	...	...	...	...	...
		(c) Suicide by fire arms and explosives ...	...	...	...	...	...	...	...	...	...	...	...	1	1
		(d) Suicide by cutting or piercing instruments. ...													
		(e) Suicide by Jumping from high places..													
		(f) Suicide by crushing													
		(g) Suicide by other or Unspecified means.													
		Homicide (165-168)													
	165	Infanticide (Infants under 1 year) ...	...	...	...	...	...	...	...	...	...	...	...	...	...
	166	Homicide by Firearms ...	...	...	...	...	...	...	...	...	1	...	...	...	1
35	167	Homicide by cutting or piercing instruments.	3	1	1	2	3	3	3	6	3	1	4	2	32
	168	Homicide by other or Unspecified means ...	...	...	...	...	...	...	...	...	...	...	...	...	...

TABLE 19—(Contd.)

DEATHS BY CAUSES.

Classification No. Short List	Classification No. Detailed List.	Specific Causes of Death.	Jan.	Feb.	Mar.	April	May	June	July	Aug.	Sep.	Oct.	Nov.	D	Total.
		Homicide													
35		Accidental Deaths (or deaths not known to be due to suicide or Homicide (169-195), and other violent deaths (196-198). ...	...	...	...	...	...	...	...	...	...	...	...	...	...
	169	Railway accidents (any cause of death except war.) ...	26	30	31	16	38	25	15	28	20	24	25	22	308
34	170	Motor Vehicle Accidents (any cause of death except war.) ...	...	...	...	...	...	...	...	...	...	...	...	...	...
		(a) Collisions with train ...	...	...	...	...	...	...	...	...	...	...	...	...	...
		(b) Collisions with tram ...	...	...	...	...	...	...	...	...	...	...	...	...	...
		(c) Other accidents included under 170 ...	2	11	3	1	4	1	2	1	3	2	2	...	32
	171	Other Road Transport Accidents (any cause of death except war). ...	...	...	...	...	...	...	...	...	...	...	...	...	...
		(a) Tramway accidents on roads ...	...	...	...	...	...	...	...	...	...	...	...	...	...
		(b) Other accidents included under 171 ...	...	...	...	...	...	...	...	...	...	...	...	...	...
	172	Water Transport accidents (any cause of death except war) ...	...	...	...	...	...	...	...	...	...	...	...	...	...
	173	Air Transport Accidents (any cause of death except war) ...	...	...	...	...	...	...	...	...	...	...	...	...	...
	175	Agricultural and Forestry Accidents (any cause of death except war) ...	...	...	...	...	...	...	...	...	...	...	...	...	...
		(b)(2) By other animals ...	...	...	...	...	...	...	...	...	...	...	...	...	...
	176	Accidents caused by Machinery (any cause of death). ...	...	...	...	...	...	...	...	...	...	...	...	...	...
	177	Food Poisoning ...	...	...	...	...	...	...	...	...	...	...	...	...	...
	178	Accidental Absorption of Poisonous gas— ...	...	...	...	...	...	...	...	...	...	...	...	...	...
35		(a) Carbon Monoxide ...	...	...	...	...	...	...	...	...	...	...	...	...	...
		(d) Accidental absorption of any other irrespirable or poisonous gas included in 178 ...	...	...	...	...	...	...	...	...	...	...	...	...	...
	179	Other acute Accidental poisoning (not by gas) ...	...	...	...	...	...	...	...	...	...	...	...	...	...
		(a) Salvarsan and other organic preparations of arsenic. ...	...	...	...	...	...	...	...	...	...	...	...	...	...
		(b) Other acute Accidental poisoning not by gas included in 179. ...	...	...	...	...	...	...	...	...	...	...	...	...	...
	180	Conflagration ...	3	2	2	2	3	2	2	2	2	4	...	...	24
	181	Accidental Burns (conflagation excepted) ...	34	33	40	21	18	14	11	19	23	20	32	33	298
	182	Accidental Mechanical Suffocation ...	3	...	2	4	...	1	1	...	...	...	...	...	11
	183	Accidental drowning ...	10	1	7	10	9	8	3	5	11	3	6	2	75
	184	Accidental Injury by Firearms ...	...	...	...	...	...	...	...	...	...	1	...	1	2
	185	Accidental Injury by cutting or piercing instruments ...	...	...	...	...	...	...	...	...	...	...	...	...	...
	186	Accidental Injury by fall, crushing, land slides, etc. ...	23	37	26	35	28	30	28	26	29	25	28	25	340
	187	Cataclysm (any cause of death) ...	...	...	...	...	...	...	...	...	...	...	...	...	...
	188	Injury by animals (Poisoning by Venomous animals excepted) ...	...	...	...	...	...	...	...	...	...	...	...	...	...
	191	Excessive Heat ...	...	...	...	...	...	...	...	...	...	...	...	...	...
	192	Lighting ...	...	...	...	2	1	...	...	1	3	1	3	...	11
	193	Other Accidents due to Electric Currents ...	...	...	...	...	...	...	...	...	...	...	...	...	...
	194	Attack by Venomous Animals— ...	...	...	...	...	...	...	...	...	...	...	...	...	...
		(a) Hydrophobia ...	2	1	...	3	3	4	2	3	2	2	4	4	30
		(b) Snake Bites ...	...	...	...	...	1	...	...	...	...	...	1	...	2
		(c) Attack by Venomous animals included in 194 ...	1	...	1	...	...	...	...	...	...	1	...	...	3
	195	Other Accidents— ...	...	...	...	...	...	...	...	...	...	...	...	...	...
		(a) (1) Vaccinia ...	...	...	...	...	...	...	...	...	...	...		...	...
		(2) Other Sequelae of Vaccination against Small-pox ...	...	3	1	...	...	1	...	1	...	...	1	...	7
		(b) Other accidents due to medical or surgical intervention— ...	...	...	...	...	...	...	...	...	...	...	...	...	...
		(1) Anaesthetic accidents ...	...	5	6	2	1	1	...	1	2	...	...	1	19
		(2) Other accidents included under 195 (b) ...	...	...	1	...	...	...	...	...	...	...	...	...	1
		(c) Lack of care of the New born ...	...	...	...	...	...	...	...	...	...	...	...	...	...
		(d) Other and Unspecified accidents under 195.	48	31	35	63	38	43	32	33	31	39	44	37	474
	196	Deaths of persons in Military Service during operations of war— ...	...	...	...	...	...	...	...	...	...	...	...	...	...
		(b) From wounds ...	...	...	...	...	...	...	...	...	...	...	...	...	...
		(c) From other or unspecified causes ...	...	...	...	...	...	...	...	...	...	...	...	...	...
	198	Legal Executions ...	...	...	...	...	...	...	...	...	...	...	...	...	...
		XVIII.—ILL-Defined causes of Deaths													
	199	Sudden Death ...	...	...	...	1	...	...	...	...	...	...	...	1	2
36	200	Causes of Death unstated or Ill-defined													
		(a) Ill-defined Causes—													
		(1) Heart failure ...	28	45	26	28	12	31	27	28	24	30	21	28	328
		(2) Other ill-defined causes ...	25	36	25	22	13	28	39	22	20	23	17	15	285
		(b) Found, dead, Cause unknown ...	...	...	...	...	...	...	...	...	...	...	...	...	...
		(c) Other deaths from Unknown or Unspecified cause ...	8	3	1	2	8	7	8	9	7	6	4	6	69
	200i2(a)	Fever not defined ...	4	3	7	6	19	33	15	20	13	8	13	7	149
		Total ...	3,315	3,869	3,608	2,917	2,399	2,300	2,381	2,525	2,316	2,313	2,236	2,356	32,500

TABLE—20

DEATHS BY MONTHS—1960 AND 1961.

Period.	MONTHS. Jan.	Feb.	March	April.	May.	June.	July.	August.	Sept.	Oct.	Nov.	Dec.	Total.
1960 ...	2,708	2,446	2,657	2,536	2,796	2,497	2'858	2,833	2,204	2,501	2,323	2,649	31,008
1961 ...	3,316	3,869	3,608	2'917	2,399	2,300	2,381	2,525	2,316	2,313	2,206	2,356	32,506

TABLE No. 21

Deaths by sections and age period in 1961.

Serial No. of Sections	Name of Section. (A—City Proper.)	Under one year.	One to 5 years	5 to 10 years	10 to 15 years	15 to 20 years	20 to 30 years	30-40 years	40-50 years	50-60 years	60 years and over.	Age unspecified.	TOTAL DEATHS. Male	Females	Persons	No. of Deaths among males to 100 Deaths among females	Ratio of Deaths per 1,000 of population. 1951	mean during the provides 5 years.
1	Upper Colába...	34	12	2	2	1	8	8	9	3	9	...	54	34	88	159	2.9	2.6
2	Middle and Lower Colaba.	133	78	15	6	10	42	35	40	54	210	...	344	279	623	124	12.3	10.1
3	Fort Southern.	...	...	...	...	...	...	...	...	...	...	...	...	...	...	...	...	2.0
4	Fort Northern.	86	37	9	5	8	43	35	52	54	149	...	302	176	478	171	10.2	8.3
5	Esplanade ...	115	61	10	7	17	90	62	73	66	174	2	461	216	677	213	15.6	14.0
6	Mandvi ...	86	37	7	7	12	29	30	32	43	97	...	256	124	380	206	10.3	10.7
7	Chakla ...	50	23	5	2	2	26	14	18	25	79	...	150	94	244	159	8.2	8.5
8	Umarkhadi ...	176	82	25	9	19	58	52	64	76	186	1	450	298	748	151	10.1	10.7
9	Dongri ...	98	46	8	9	8	26	21	31	39	79	...	223	142	365	157	10.6	10.8
10	Khara Talao ...	87	34	10	3	7	27	34	23	35	123	...	242	141	383	172	11.0	10.8
11	Kumbharwada.	113	53	12	13	11	33	34	32	43	104	...	269	179	448	156	9.5	10.4
12	Bhuleshwar ...	151	58	21	11	24	57	41	48	62	169	1	375	268	643	139	9.8	9.3
13	Market ...	85	30	12	5	7	41	21	29	60	101	...	245	146	391	168	6.7	7.9
14	Dhobi Talao ...	158	55	18	9	13	72	46	56	97	285	...	461	348	809	132	10.8	11.1
15	Fanaswadi ...	86	44	10	10	14	30	22	40	50	168	...	273	201	474	136	8.1	8.6
16	Khetwadi ...	172	63	22	9	16	60	57	62	92	286	1	471	369	840	128	9.7	9.5
17	Tardeo ...	154	64	24	9	12	58	42	42	55	162	...	353	269	622	131	10.2	11.1
18	Girgaon ...	116	49	15	10	20	46	35	50	78	227	...	373	273	646	137	8.7	8.8
19	Chaupati ...	49	15	4	6	5	23	19	30	43	132	...	194	132	326	147	9.6	8.0
20	Walkeshwar ...	66	27	4	6	11	27	25	29	48	132	...	209	166	375	126	7.2	6.3
21	Mahalaxmi ...	264	148	31	10	20	87	62	83	94	393	...	679	513	1192	132	11.1	9.2
22	Mazagaon ...	273	166	34	14	24	95	67	49	70	186	...	541	437	978	124	13.2	11.7
23	Tarwadi ...	152	84	18	10	14	52	33	50	56	175	...	355	289	644	123	9.4	10.1
24	1st Nagpada ...	83	28	6	6	10	26	28	25	32	38	...	175	107	282	164	11.7	10.4
25	2nd Nagpada ...	182	82	20	17	39	177	159	152	159	280	1	884	384	1268	230	29.6	40.9
26	Kamathipura ...	413	158	22	10	14	68	58	53	65	166	...	566	461	1027	123	17.9	18.5
27	Byculla ...	621	405	80	47	63	175	155	143	163	460	...	1299	1013	2312	128	7.7	11.8
28	Parel ...	486	283	93	28	55	174	134	131	156	367	...	1033	874	1907	118	14.2	12.3
29	Sewri ...	487	347	68	16	22	126	78	81	54	181	...	757	703	1460	108	14.9	11.4
30	Naigaum ...	295	216	44	23	27	93	79	67	81	245	...	642	528	1170	122	10.4	9.5
31	Matunga ...	99	39	16	8	17	36	37	33	82	213	...	334	246	580	136	7.9	6.4
32	Sion ...	576	364	91	29	35	119	106	97	104	311	...	987	845	1832	117	13.9	18.4
33	Dadar ...	782	508	100	41	36	176	124	104	130	304	...	1190	1175	2305	107	14.5	13.2
34	Mahim ...	239	135	37	10	23	74	49	62	81	270	...	569	411	980	138	9.5	9.2
35	Prabhadevi ...	454	278	64	16	23	134	90	93	102	300	...	825	729	1554	113	12.8	10.9
36	Worli ...	599	411	87	19	31	161	108	84	84	324	...	953	955	1908	99	13.6	11.0
37	Chinchpokli ...	384	264	49	24	22	117	94	95	100	250	...	788	611	1399	129	12.7	11.3
38	Love Grove ...	48	41	8	2	4	9	13	9	5	9	...	80	68	148	118	5.7	1.5
	Harbour, Docks etc. ...	...	...	...	...	...	...	...	...	...	...	...	...	...	...	...	...	...
	Total City Persons ...	8452	4825	1101	468	696	2695	2107	2171	2641	7344	6	18,362	14,144	32,506	130	11.7	10.9

TABLE—22

Deaths by sections and Months in 1961.

Serial No. of Sec-t'ons.	Name of Section.	Months. Jan.	Feb.	March.	April.	May.	June.	July.	Aug.	Sept.	Oct.	Nov.	Dec.	Total.	Serial No. of Sec-tions.
	A.—CITY.														
1	Upper Colaba ...	18	11	10	6	4	4	8	3	6	6	4	8	88	1
2	Middle & Lower Colaba.	50	61	37	54	42	52	54	68	63	41	51	50	623	2
3	Fort Southern ...	...	...	...	...	...	...	...	...	...	...	...	...	...	3
4	Fort Northern ...	42	49	51	46	36	35	32	40	23	39	45	40	478	4
5	Esplanade ...	31	68	69	54	52	50	68	62	58	48	58	59	677	5
6	Mandvi ...	36	34	39	40	34	31	37	32	26	20	29	22	380	6
7	Chakla ...	21	17	14	34	19	26	17	15	16	17	20	28	244	7
8	Umerkhadi ...	59	71	93	73	55	48	64	57	51	61	51	65	748	8
9	Dongri ...	40	35	29	42	33	27	25	25	32	20	28	29	365	9
10	Khara Talao ...	32	35	41	31	45	21	33	29	31	27	30	28	383	10
11	Kumbharwada ...	41	39	47	41	40	38	36	37	35	25	30	39	448	11
12	Bhuleshwar ...	64	68	51	73	66	47	54	48	45	43	46	38	643	12
13	Market ...	32	51	34	37	35	27	32	31	37	23	34	18	391	13
14	Dhobi Talao ...	43	91	71	70	62	80	51	60	68	71	72	70	809	14
15	Fanaswadi ...	45	38	40	48	34	39	30	36	41	44	31	48	474	15
16	Khetwadi ...	51	77	77	86	79	56	57	62	63	68	78	86	840	16
17	Tardeo ...	51	48	71	69	40	49	51	65	37	41	54	46	622	17
18	Girgaum ...	57	49	68	62	51	58	43	54	55	52	38	59	646	18
19	Chaupati ...	26	33	29	28	27	15	21	24	28	44	23	28	326	19
20	Walkeshwar ...	31	37	44	35	27	30	36	28	30	26	22	29	375	20
21	Mahalaxmi ...	90	96	129	125	87	95	97	125	84	97	77	90	1,192	21
22	Mazgaon ...	62	98	179	105	71	51	64	80	80	76	65	47	978	22
23	Tarwadi ...	67	67	80	69	45	44	43	50	35	51	55	38	644	23
24	1st Nagpada ...	16	18	30	13	15	20	28	46	38	21	9	28	282	24
25	2nd Nagpada ...	156	143	128	146	153	133	97	43	34	77	68	90	1,268	25
26	Kamathipura ...	87	90	130	109	88	71	76	79	72	80	78	67	1,027	26
27	Byculla ...	250	336	274	164	161	148	164	182	148	175	144	166	2,312	27
28	Parel ...	212	249	242	157	148	114	110	128	142	148	125	132	1,907	28
29	Sewri ...	170	233	220	119	89	103	87	103	96	70	71	99	1,460	29
30	Naigaum... ...	145	141	139	114	77	74	83	89	90	76	77	65	1,170	30
31	Matunga ...	59	68	43	46	44	43	51	42	30	51	47	56	580	131
32	Sion ...	207	243	207	161	128	123	120	148	140	120	110	125	1,832	32
33	Dadar ...	335	311	231	175	130	165	172	183	155	152	151	145	2,305	33
34	Mahim ...	124	108	91	108	66	67	74	66	76	65	52	83	980	34
35	Parbhadevi ...	233	219	139	100	98	97	111	128	115	111	93	110	1,554	35
36	Worli ...	158	277	268	137	128	126	140	160	138	119	137	120	1,908	36
37	Chinchpokli... ...	165	228	143	136	83	80	109	81	88	103	91	92	1,399	37
38	Love Grove ...	10	32	20	4	7	13	6	16	10	3	12	13	148	38
	Harbour, Docks, etc.	...	...	...	...	...	...	...	...	...	...	...	...	...	
	Total ...	3,316	3,869	3,608	2,917	2,399	2,300	2,381	2,525	2,316	2,313	2,206	2,356	32,506	

TABLE

DEATHS BY

Classification Number	1	2	3	4	5	6	7	8	9	10	11	12	13 M	13 F	14	15	16	17	18	19	20	21	22	23
Sections.	Typhoid and Para Typhoid Fever (1-2).	Cerebro-Spinal Fever (6)	Scarlet Fever (8)	Whooping Cough (9)	Diphtheria (10)	Tuberculosis of Respiratory System (13)	Other forms of Tuberculosis (14-22).	Syphilitic disease (30)	Influenza (33)	Measles (35)	Acute Poliomyelitis & Polio Encephalitis (36)	Acute infectious Encephalitis (37)	Cancer of buccal cavity and Oesophagus (45, 46A) males	Cancer of uterus (48)	Cancer of Stomach and duodenum (46B)	Cancer of breast (50)	Cancer of all other sites (45-46A females, 46c-h, 47, 49, 51-55)	Diabetes (61)	Intra-Cranial Vascular Lesions (83)	Heart Disease (90-95)	Other diseases of circulatory System (96-103)	Bronchitis (106)	Pneumonia (107-109)	Other Respiratory diseases (104, 105, 110-114).
Upper Colaba ...	...	...	...	...	...	...	3	...	...	...	...	...	1	...	...	...	2	...	4	5	1	2	18	1
Middle & Lower Colaba	2	...	...	...	4	29	10	2	1	3	...	...	2	3	2	1	28	10	29	83	8	4	102	13
Fort, Southern ...	...	...	...	...	...	...	...	...	...	...	...	...	...	...	...	...	...	...	...	...	...	...	...	...
Fort, Northern ...	3	...	...	...	2	27	6	2	...	4	2	1	5	1	5	3	20	6	11	74	8	...	46	6
Esplanade ...	1	...	...	...	2	85	8	3	1	1	...	...	3	2	4	...	19	8	17	74	10	4	79	16
Mandvi ...	...	...	...	...	1	23	7	...	...	3	2	...	6	3	...	1	15	4	8	45	6	2	60	11
Chakla ...	1	...	...	1	1	18	6	...	1	...	...	1	5	4	1	...	9	5	5	23	5	1	37	3
Umarkhadi ...	4	...	...	...	3	43	19	1	...	11	...	...	10	1	3	...	29	1	18	60	13	6	137	17
Dongri ...	2	...	...	...	...	35	6	2	...	4	...	...	3	...	1	...	12	2	6	21	4	5	60	6
Khara Talao ...	3	...	...	...	...	33	3	1	...	...	...	...	3	2	4	...	7	8	10	44	8	3	55	5
Kumbharwada ...	1	...	...	...	1	25	12	1	2	2	1	...	4	3	1	...	13	3	7	27	8	6	89	5
Bhuleshwar ...	4	...	...	...	7	46	21	4	1	...	...	...	4	...	...	2	19	4	12	45	13	4	100	15
Market ...	7	...	...	...	2	23	8	...	1	1	...	1	3	4	5	2	15	3	10	55	4	3	58	11
Dhobi Talao ...	2	...	...	1	3	58	19	1	...	4	...	1	4	5	9	1	38	9	31	73	23	8	116	19
Fanaswadi ...	4	...	...	...	...	26	16	1	...	1	3	...	2	4	1	...	23	11	11	41	20	2	59	16
Khetwadi ...	1	...	...	...	3	45	13	5	1	3	...	...	4	4	4	4	37	9	32	104	24	7	103	17
Tardeo ...	...	1	...	...	...	28	10	2	...	5	...	...	3	...	...	2	19	5	9	63	10	8	110	13
Girgaum ...	11	...	...	1	1	42	16	1	...	4	2	1	7	1	2	1	24	8	22	70	16	6	81	19
Chaupati ...	...	...	...	...	...	14	5	...	...	1	...	...	4	1	...	3	14	5	25	44	7	1	31	10
Walkeshwar ...	...	...	...	...	1	12	10	...	1	1	...	...	2	1	1	3	14	9	12	58	7	1	58	8
Mahalakshmi ...	1	...	...	1	2	41	16	5	2	4	...	3	7	2	7	2	30	16	42	144	27	5	234	20
Mazagaon ...	6	...	...	...	1	28	9	1	...	3	...	...	4	1	...	...	22	3	19	54	8	4	303	12
Tarwadi ...	2	...	...	...	2	24	12	3	2	5	...	...	1	5	2	2	8	7	17	48	4	2	152	8
1st Nagpada ...	3	...	...	...	1	29	6	2	...	1	...	...	1	...	2	...	4	4	8	17	2	3	43	2
2nd Nagpada ...	2	...	...	...	1	284	28	4	1	3	...	...	6	...	4	2	32	5	17	98	9	3	145	24
Kamathipura ...	5	...	...	...	2	49	29	3	1	5	1	1	8	1	3	...	14	3	10	39	4	4	263	22
Byculla ...	11	...	...	...	13	88	47	10	...	11	4	...	12	1	2	5	37	9	25	109	23	22	595	21
Parel ...	6	...	...	1	7	84	47	3	...	5	2	...	20	7	12	1	56	8	32	103	23	10	353	21
Sewri ...	1	...	...	...	2	56	27	3	...	6	1	...	...	2	1	...	21	...	13	26	4	1	530	7
Naigaum ...	3	...	...	2	5	64	27	2	...	1	...	...	5	1	3	...	20	7	24	47	10	3	295	10
Matunga ...	2	...	...	1	3	22	15	...	...	2	2	...	3	3	2	4	14	14	24	77	23	4	65	13
Sion ...	1	...	...	2	6	58	22	1	1	2	...	1	4	2	3	5	20	11	25	79	31	7	452	21
Dadar ...	1	...	...	...	...	61	25	3	...	9	3	1	4	3	3	1	23	8	23	67	18	10	506	17
Mahim ...	1	...	...	1	3	32	13	1	...	10	...	1	4	...	4	1	23	6	32	57	12	9	128	14
Parbhadevi ...	4	...	...	1	3	52	20	3	1	3	1	...	6	3	1	1	16	7	29	62	10	9	349	24
Worli ...	8	...	...	2	5	52	38	1	...	3	2	...	5	1	5	...	18	4	20	56	10	5	573	24
Chinchpokli ...	4	...	...	...	4	64	22	1	...	2	...	...	3	1	...	1	26	2	18	47	7	8	409	27
Love Grove ...	...	...	...	...	...	2	...	...	...	...	...	...	...	...	...	...	2	...	1	4	...	...	47	1
Harbour, Docks etc, ...	...	...	...	...	...	...	...	...	...	...	...	...	...	...	...	...	...	...	...	...	...	...	...	...
Total ...	107	1	...	14	91	1702	601	72	17	123	26	12	108	72	97	48	743	224	658	2143	420	182	6841	499
Classification Number.	1	2	3	4	5	6	7	8	9	10	11	12	13 M	13 F	14	15	16	17	18	19	20	21	22	23

23

SECTIONS AND CAUSES

24	25	26	27	28	29	30	31	32	33	34	35	36															
												Other defined Diseases															
Ulceration of stomach or duodenum (117)	Diarrhoea (119, 120)	Appendicitis (121)	Other Digestive Diseases (115, 116, 118, 122-129)	Nephritis (130-132)	Puerperal and Post abortive Sepsis (140, 147)	Other Maternal Causes (141-146, 148-150).	Premature birth (159).	Congenital malformation, birth injury (157, 158, 160, 161)	Suicide (163, 164).	Road traffic accidents (170-171).	Other Violent Causes (165-169, 172-198)	A	B	C	D	E	F	G	H	J	K	L	M		TOTAL.		
												Small-pox (34).	Plague (3).	Kala Azar (29).	Malaria (28A).	Ague and Remittent fever (28B).	Relapsing fever (31).	Fever not Defined (200-2a).	Cholera (4).	Dysentery (27).	Leprosy (23).	Senility and old age (162)	All other causes	Still-born.			
...	6	...	1	...	...	3	6	10	...	...	4	6	...	...	...	...	...	...	...	...	...	2	13	24	88		
1	33	...	10	17	...	1	29	26	...	...	23	11	...	...	...	...	...	2	...	3	...	50	81	75	623		
...	...	...	...	...	...	...	...	...	...	...	...	...	...	...	...	...	...	...	...	...	...	...	...	...	...		
1	17	...	17	12	...	1	26	16	1	1	23	21	...	...	...	...	...	...	...	1	1	29	79	53	478		
1	26	1	36	24	1	...	25	28	...	1	42	15	...	...	...	...	...	5	...	4	...	37	94	83	677		
2	21	...	6	6	...	3	11	21	...	1	23	9	...	...	...	...	...	...	...	2	...	26	52	43	380		
1	10	...	6	5	...	...	7	11	...	1	11	6	...	...	...	...	...	3	...	...	...	20	36	25	244		
2	31	1	17	8	...	2	25	38	...	1	21	38	...	...	...	...	...	2	...	5	...	74	107	92	748		
3	12	...	6	5	...	1	23	27	...	...	23	12	...	...	1	...	...	1	...	3	...	32	47	48	365		
3	27	...	12	10	...	2	21	7	1	...	20	16	...	...	...	...	...	1	...	3	...	18	53	34	383		
1	21	...	23	5	...	1	25	15	...	...	23	8	...	...	...	...	...	4	...	2	...	56	53	53	448		
1	54	1	28	7	...	6	27	28	...	...	25	21	...	...	...	...	...	11	...	11	...	43	79	63	643		
1	22	1	21	6	...	2	17	17	...	...	18	9	...	...	...	...	...	3	...	1	...	17	40	37	391		
3	59	3	28	17	...	2	34	29	...	...	46	17	...	1	...	...	...	5	...	6	...	58	76	61	809		
2	22	1	17	13	...	...	24	11	...	...	26	10	...	...	...	...	...	4	...	3	...	35	65	44	474		
2	39	1	35	23	1	2	60	25	...	2	28	18	...	...	...	...	...	6	...	1	...	50	127	82	840		
1	32	2	18	8	...	3	29	28	...	2	27	18	...	...	...	...	...	2	...	2	...	50	112	65	622		
2	30	...	34	12	1	2	20	20	1	1	29	14	...	...	...	...	...	8	...	6	...	50	80	65	646		
3	6	1	19	9	...	...	15	10	1	...	20	8	...	...	...	...	...	...	...	...	...	22	47	28	326		
...	12	...	15	10	...	4	19	12	...	1	19	13	...	...	...	...	...	4	...	3	...	15	49	43	375		
5	42	...	33	20	1	9	69	52	...	...	49	33	...	1	...	...	...	7	...	4	...	82	174	103	1192		
1	35	2	19	5	1	2	39	56	...	...	69	54	...	...	...	...	...	3	...	1	...	98	115	89	978		
1	18	1	17	13	...	3	27	40	...	...	30	29	...	...	...	...	...	2	...	1	...	79	77	63	644		
...	11	...	5	3	...	1	20	7	...	...	26	13	...	...	...	...	...	3	...	1	...	24	40	35	282		
...	47	...	41	8	1	4	35	28	...	2	199	23	...	...	...	...	...	2	...	9	...	56	145	76	1268		
1	80	1	16	3	...	1	69	101	...	1	24	39	...	...	...	...	...	1	...	10	...	90	123	96	1027		
1	111	...	50	21	2	12	81	140	3	5	110	118	...	...	...	...	...	11	...	8	1	247	346	190	2312		
1	91	...	58	11	2	3	88	123	1	2	100	70	...	...	...	...	...	10	...	5	...	167	374	195	1907		
2	50	...	34	5	4	3	78	134	1	1	55	71	...	...	...	...	...	4	...	3	...	128	186	118	1460		
1	45	1	30	6	...	3	57	61	...	...	57	45	...		...	...	...	3	...	2	...	132	198	114	1170		
3	19	2	14	22	...	...	19	25	2	1	31	29	...	...	...	...	...	1	...	4	14	27	74	48	580		
...	84	2	39	15	...	5	92	182	1	2	99	91	...	...	...	...	...	4	...	9	20	124	309	146	1832		
2	82	...	34	15	...	10	121	384	1	3	96	105	...	...	...	1	...	10	...	4	...	174	477	172	2305		
...	33	...	43	11	...	3	54	95	...	...	49	29	...	...	...	...	...	6	...	2	...	103	200	104	980		
...	50	...	29	15	2	1	88	209	2	2	60	40	...	...	...	...	...	3	...	3	...	196	249	133	1554		
1	67	...	30	14	...	6	120	192	...	2	65	66	...	...	...	...	...	12	...	2	...	211	288	231	1908		
...	45	...	35	7	1	2	85	84	1	...	57	55	...	...	...	...	...	5	...	4	...	164	208	147	1399		
1	5	...	8	1	...	1	5	15	...	...	3	12	...	...	...	...	...	1	...	...	...	6	33	16	148		
...	...	...	...	...	...	...	...	...	...	...	...	...	...	...	...	...	...	...	...	...	...	...	...	...	...		
50	1395	21	884	392	17	104	1590	2307	16	32	1,630	1192	...	2	1	1	...	149	...	128	36	2792	4,906	3,094	32,506		
24	25	26	27	28	29	30	31	32	33	34	35	A	B	C	D	E	F	G	H	J	K	L	M		Total.		

TABLE 24

INFANT MORTALITY—
BOMBAY BORN AND OUT BORN CHILDREN.

	Born in Bombay.		Born out of Bombay.	Deaths under 1 year of age.
	Births Registered.			
	Before death.	After death.		
Total	5,065	2,702	685	8,452
Percentage	59.9	32.0	8.1	100.0

TABLE 25

INFANT DEATHS FROM PRINCIPAL CAUSES BY AGE-GROUPS, EXPRESSED AS PERCENTAGES OF THE TOTAL INFANT DEATHS.

Age-Period.	Small-pox.	Mea-sles.	Mala-rial Fever.	Ague and Remittent Fever and fever not defined.	Diar-rhoea and Enteritis.	Dysen-tery.	Infantile Debility and Malforma-tion. and premature births.	Diseases of the Respira-tory system.	Convul-sions.	Polio-myelitis.	Other causes.	All causes.
Under 7 days. ...	...	...	0.2	0.5	...	86.8	6.5	1.3	...	4.7	100.0
1 to 4 weeks ...	0.7	0.1	...	0.2	12.4	0.1	54.0	19.0	1.3	...	12.2	100.0
4 weeks to 6 months.	3.8	0.7	...	0.4	14.8	0.3	23.9	47.6	0.8	...	7.7	100.0
6 to 12 months	3.6	1.0	...	0.6	11.4	0.5	11.6	52.6	0.5	0.1	18.1	100.0
Total percentage for all ages upto 1 year	2.2	0.5	...	0.4	9.4	0.2	43.5	32.5	0.9	0.1	10.3	100.0

TABLE 26

DEATHS AMONG INFANTS FROM PRINCIPAL CAUSES BY AGE-PERIODS.

Age period	Small-pox.	Mea-sles.	Mala-rial Fever.	Ague and Remit-tent Fever and fever not defined.	Diar-rhoea and Enteritis.	Dyse-ntery.	Infantile Debility Malforma-tion and premature birth.	Diseases of Respitorary system.	Convul-sions.	Poliomyelitis	Other causes	All causes	Percen-tage to the total of infant deaths
Upto 7 days....	1	...	...	5	11	1	2,115	159	31	...	114	2,437	28.8
1 to 4 weeks ...	9	1	...	3	166	1	721	254	17	...	163	1,335	15.8
Total under 4 weeks.	10	1	...	8	177	2	2,836	413	48	...	277	3,772	44.6
4 weeks to 6 months.	93	16	...	10	360	8	581	1158	19	1	189	2,435	28.8
6 to 12 months	81	23	...	13	256	12	261	1181	10	3	405	2,245	26.6
Total ...	184	40	...	31	793	22	3,678	2,752	77	4	871	8,452	100.0

TABLE 27

Infant Mortality from Principal Causes (1956-61)

Causes of Death.	1956.	1957.	1958.	1959.	1960.	Annual Average 1956 to 1960. (a)	1961. (b)	Difference between (a) and (b)
Poliomyelitis	5	5	5	4	8	5	4	— 1
Small-pox	7	80	120	20	182	82	184	+ 102
Measles	13	68	84	20	52	47	40	— 7
Malarial Fever	...	...	...	...	...	...	...	...
Ague and Remittent Fever and Fever not defined.	27	38	45	31	46	37	31	— 6
Diarrhoea and Enteritis ...	713	681	857	857	882	798	793	— 5
Dysentery	10	28	25	30	30	25	22	— 3
Infantile Debility & Malformation including Premature Birth.	3,543	3,508	3,566	3,615	3,324	3,511	3,678	+ 167
Diseases of the Respiratory system.	1,878	2,241	2,483	2,135	2,301	2,208	2,752	+ 544
Convulsions	126	84	106	98	63	95	77	— 18
All Causes	7,152	7,820	8,153	7,711	7,252	7,718	8,452	+ 734

TABLE 28.

Neonatal death rates (1949-1961).

Years	Births.	Neonatal Deaths.	Neonatal Death Rate.
1949 ...	58,081	4,390	75.6
1950 ...	60,597	4,460	73.6
1951 ...	65,679	4,626	70.4
1952 ...	66,125	4,417	66.8
1953 ...	62,726	4,055	64.6
1954 ...	63,072	3,953	62.7
1955 ...	66,575	4,054	60.9
1956 ...	64,835	3,686	56.2
1957 ...	64,526	3,671	56.9
1958 ...	67,069	4,218	62.9
1959 ...	74,391	4,022	54.1
1960 ...	71,044	3,524	49.6
1961 ...	74,706	3,772	50.5

TABLE 29

Infant Deaths and other Deaths.

Age-period.	Months.												
	Jan.	Feb.	Mar.	April	May	June	July	Aug.	Sept.	Oct.	Nov.	Dec.	Total.
Under 1 year.	913	960	962	762	567	570	667	703	621	624	523	580	8,452
1 year and upwards.	2,403	2,909	2,646	2,155	1,832	1,730	1,714	1,822	1,695	1,589	1,683	1,776	24,054

TABLE 30

DEATHS AMONG INFANTS BY CAUSES, MONTHS AND AGES.

Causes of Deaths.	Total.	Months.												Ages.			
		Jan.	Feb.	Mar.	April	May	June	July	Aug.	Sept.	Oct.	Nov.	Dec.	Under 1 week.	1 to 4 weeks.	4 weeks to 6 months.	6 to 12 months.
36 Poliomyelitis ...	4	...	...	...	...	1	1	...	...	1	1	...	...	...	...	1	3
28a Malaria ...	...	...	...	...	...	...	...	...	...	...	...	...	...	...	...	...	...
28b Ague and Remittent Fever ...	...	...	...	...	...	...	...	...	...	...	...	...	...	...	...	...	...
34 Small-pox ...	184	34	41	59	24	18	5	3	...	...	...	...	...	1	9	93	81
35 Measles ...	40	5	13	11	2	1	1	...	...	...	2	2	3	...	1	16	23
8 Scarlet Fever ...	...	...	...	...	...	...	...	...	...	...	...	...	...	...	...	...	...
9 Whooping Cough ...	9	1	...	...	...	1	2	1	1	...	...	1	2	...	2	4	5
10 Diphtheria ...	9	1	...	1	1	1	...	...	...	...	2	1	2	...	...	5	4
33 Influenza ...	3	...	1	...	...	...	...	1	1	...	...	...	...	...	1	2	...
4 Cholera ...	...	...	...	...	...	...	...	...	...	...	...	...	...	...	...	...	...
27 Dysentery ...	22	1	2	5	2	4	1	3	1	1	...	1	1	1	1	8	12
3 Plague ...	...	...	...	...	...	...	...	...	...	...	...	...	...	...	...	...	...
6 Cerebro-Spinal Fever ...	...	...	...	...	...	...	...	...	...	...	...	...	...	...	...	...	...
13 Tuberculosis of Respiratory system ...	9	...	...	1	3	2	...	...	1	1	1	...	...	...	...	2	7
14 Other Tuberculous Diseases ...	86	6	5	6	4	7	3	7	9	7	11	8	13	1	1	27	57
30 Syphilis ...	1	...	...	...	...	...	...	...	1	...	...	...	...	1	...	...	...
70 Rickets ...	196	15	23	18	23	23	15	13	14	15	12	11	14	2	2	55	137
86 Convulsions ...	77	5	5	7	7	7	6	5	6	3	9	9	8	31	17	19	10
106 Bronchitis ...	25	3	1	...	2	1	2	2	4	6	2	1	1	3	5	8	9
107-109 Pneumonia ...	2,715	301	448	451	282	166	145	190	179	130	129	129	165	152	247	1,147	1,169
104, 105, 110-114 Other Respiratory Diseases	12	...	...	...	...	1	1	3	3	3	...	...	1	4	2	3	3
118 Gastritis ...	...	...	...	...	...	...	...	...	...	...	...	...	...	...	...	...	...
119-120 Diarrhoea and Enteritis ...	793	65	35	55	91	63	61	70	97	74	79	50	53	11	166	360	256
157, 158, 160, 161 Congenital Malformation, Injury at Birth ...	2,088	318	233	200	147	106	142	166	170	151	162	151	142	791	485	551	261
159 Premature-Birth ...	1,590	123	101	128	106	107	130	149	160	176	158	131	121	1,324	236	30	...
161a Atelectasis ...	...	...	...	...	...	...	...	...	...	...	...	...	...	...	...	...	...
200a-2 Suffocation Over-Lying ...	...	...	...	...	...	...	...	...	...	...	...	...	...	...	...	...	...
200-2a Fever not defined	31	2	1	3	3	2	4	1	5	5	1	2	2	5	3	10	13
Total ...	8,452	913	960	962	762	567	570	667	703	621	624	523	580	2,437	1,335	2,435	2,245

TABLE No. 31

INFANT MORTALITY BY SECTIONS AND MONTHS IN 1961

Localities / Names of Sections.	Months. Jan.	Feb.	March.	April.	May.	June.	July.	August.	Sept.	Oct.	Nov.	Dec.	Total.
Upper Colaba ...	11	2	1	2	2	1	2	1	6	1	2	3	34
Middle and Lower Colaba. ...	8	16	8	11	6	11	9	19	13	12	12	8	133
Fort, Southern ...	...	...	...	...	...	...	...	..	...	...	...	...	...
Fort, Northern ...	5	7	15	15	6	5	4	5	1	6	10	7	86
Esplanade	6	11	17	8	6	7	13	11	10	9	10	7	115
Mandvi	7	10	7	13	8	2	7	7	4	6	4	11	86
Chakla	3	1	5	9	5	2	2	2	6	2	3	10	50
Umarkhadi	9	14	17	23	19	12	17	12	13	13	12	15	176
Dongri	15	7	7	13	10	8	4	6	13	3	7	5	98
Khara Talao ...	13	8	9	6	8	5	10	6	8	7	3	4	87
Kumbharwada ...	14	7	17	10	12	10	7	4	12	5	8	7	113
Bhuleshwar	15	6	13	22	10	13	16	16	10	14	7	9	151
Market	12	10	7	6	3	7	8	8	7	5	7	5	85
Dhobi Talao ...	11	17	14	18	8	18	13	9	10	14	12	14	158
Fanaswadi	9	12	10	4	4	7	4	5	3	13	4	11	86
Khetwad	8	10	19	13	14	11	12	11	14	19	20	21	172
Tardeo	8	10	15	16	9	11	10	23	6	15	18	13	154
Girgaum	13	10	14	10	7	12	7	10	10	5	8	10	116
Chowpati	8	3	2	4	4	3	5	5	5	6	1	3	49
Walkeshwar	8	2	11	7	4	7	4	4	7	6	3	3	66
Mahalakshmi ...	13	24	25	36	20	20	29	26	26	21	11	13	264
Mazgaon	12	23	51	29	18	10	20	31	19	25	21	14	273
Tarwadi	19	9	18	19	12	10	9	10	12	11	15	8	152
1st Nagpada	6	6	11	5	4	4	9	11	11	7	...	9	83
2nd Nagpada ...	22	15	16	16	26	14	19	12	4	20	5	13	182
Kamathipura	36	30	56	49	39	34	36	30	26	30	26	21	413
Byculla	68	88	77	34	38	41	52	55	38	56	35	39	621
Parel	57	72	59	45	28	25	37	29	41	42	23	28	486
Sewri	51	69	87	37	19	44	31	41	26	26	26	30	487
Naigaum	39	33	35	28	18	16	27	24	29	18	12	16	295
Matunga	17	11	5	6	7	10	12	5	6	7	7	6	99
Sion	74	66	64	54	36	36	32	49	49	40	27	49	576
Dadar	120	99	73	60	47	46	72	59	51	56	47	52	782
Mahim	38	23	17	25	13	17	23	19	18	14	13	19	239
Parbhadevi	76	74	37	24	32	25	27	39	35	26	26	33	454
Worli	43	78	72	45	42	48	15	64	44	35	48	35	599
Chinchpokli	36	68	46	39	19	17	32	27	21	28	27	24	384
Love Grove	3	9	5	1	4	1	1	8	7	1	3	5	48
Harbour, Docks, etc. ...	...	...	...	...	...	...	...	...	...	...	...	...	...
TOTAL ...	913	960	962	762	567	570	667	703	621	624	523	580	8,452

TABLE 32

Deaths in Puerperal State.

No.	Specific Cause of Death.	Number of Deaths.
1	Anti-partum Haemorrhage	9
2	Post-partum Haemorrhage	37
3	Toxaemias (Eclampsia, Hyperemesis, Gravidarum, Acute Yellow Atrophy, Albuminuira)	25
4	Puerperal Spesis (Sepraemia, Septacaemia, Phlegmasis, Albodolens, Coli Infection, etc.)	25
5	Embolism	15
6	Shock during or immediately after delivery	9
7	Other Causes	1
	Total ...	121

TABLE 33

CASES OF NOTIFIABLE DISEASES IN 1961 REPORTED.

1	2															
Sections.	Cholera.	Small-pox.	Plague.	Enteric Fever.	Diph-theria.	Typhus.	Puerperal Fever.	Tuber-culosis.	Leprosy.	Relaps-ing Fever.	Influenza & Influenzal Pneumonia	Cerebro Spinal Fever	Acute Ant-erior Polio-myelities.	Virus Encepha litis.	Scarlet Fever.	Total.
Upper Colaba	...	...	...	...	1	...	...	5	...	...	...	...	...	...	...	6
Middle and Lower Colaba ...	...	38	...	4	25	...	...	22	...	...	1	...	1	...	...	91
Fort, Southern	...	3	...	1	2	..	...	1	...	...	...	...	...	...	...	7
Fort, Northern	...	54	...	16	27	...	...	22	1	...	1	...	4	...	...	125
Esplanade	...	59	...	7	21	...	...	69	...	...	...	...	2	1	...	159
Mandvi	...	29	...	2	22	...	...	28	...	...	...	...	2	...	...	83
Chakla	...	25	...	9	31	...	...	31	...	...	1	...	..	1	...	98
Umarkhadi	...	128	...	21	61	...	...	55	...	...	...	...	2	...	...	267
Dongri	...	33	..	2	14	...	...	34	...	...	...	...	1	...	...	84
Khara Talao	...	65	...	12	57	...	...	8	...	...	...	...	2	...	...	144
Kumbharwada	...	16	...	10	30	...	...	4	...	...	2	...	2	...	...	64
Bhuleshwar	...	41	...	31	66	...	...	13	...	...	1	...	5	...	...	157
Market	...	29	...	32	25	...	...	19	...	...	1	...	...	1	...	107
Dhobi Talao	...	44	...	24	34	...	...	49	...	...	...	...	...	1	...	152
Fanaswadi	...	20	...	25	34	...	...	30	...	..	...	...	3	...	...	112
Khetwadi	..	72	...	12	35	...	...	67	...	...	1	...	4	...	...	191
Tardeo	...	41	...	17	25	...	...	45	...	...	...	2	3	...	...	133
Girgaum	...	26	...	35	18	...	...	66	...	...	...	...	3	1	...	149
Chaupati	..	20	...	6	10	...	...	27	...	...	...	...	...	...	...	63
Walkeshwar	...	24	...	2	9	...	...	32	...	...	1	...	...	...	...	68
Mahalaxmi	...	92	...	5	47	...	...	83	..	...	2	...	1	2	...	232
Mazagon	...	126	...	12	20	...	...	15	...	...	...	...	4	...	...	177
Tarwadi	...	97	...	19	22	...	...	34	...	...	3	...	5	...	...	180
1st Nagpada	...	22	...	5	15	...	...	4	...	...	...	...	1	...	...	47
2nd Nagpada	...	79	...	7	36	...	...	185	...	...	1	...	8	...	...	316
Kamathipura	...	65	...	11	19	...	..	61	...	...	1	...	2	1	...	160
Byculla	...	317	...	65	206	...	...	178	...	...	...	...	17	...	...	783
Parel	...	96	...	58	87	1	...	102	...	...	...	...	4	...	...	348
Sewri	...	129	...	16	41	...	...	48	...	...	...	...	5	...	...	247
Naigaum	...	116	...	24	59	...	...	84	...	...	...	...	9	...	...	292
Matunga	...	52	...	10	37	...	...	28	6	...	...	...	2	...	...	135
Sion	...	191	...	28	64	...	...	59	8	...	1	...	2	...	...	353
Dadar	...	252	...	29	37	...	...	63	...	...	...	...	10	1	...	392
Mahim	..	35	...	22	50	...	...	33	...	...	...	...	5	1	...	146
Prabhadevi	...	86	...	25	49	...	...	59	...	...	1	...	4	...	...	224
Worli	...	83	...	69	74	...	...	69	1	...	...	...	8	...	...	304
Chinchpokli	...	121	...	26	73	...	...	79	...	...	...	...	...	...	...	299
Love Grove	...	33	..	5	5	...	...	5	...	...	...	...	...	...	...	48
Harbour, Docks, etc. ...	...	...	...	...	...	...	...	...	...	...	...	...	...	...	...	...
Total ...	...	2,759	...	704	1,488	1	...	1,816	16	...	18	2	121	10	...	6,935
Average of the last 5 years (1956 to 1960)	2	1,199	...	2,480	3,718	3	1	1,940	6	...	36	6	149	5	...	10,192

TABLE 34

Rat Destruction Work.

Months.	No. of rats sent to the Haffkine Institute.	No. of rats examined.	
		Alive.	Dead.
1961			
January ..	70,215	5,391	..
February ..	62,523	3,545	..
March ..	67,139	4,363	2
April ..	62,415	4,538	...
May ..	9,237	3,662	...
June ..	9,029	3,140	1
July ..	12,089	3,304	..
August ..	25,671	3,222	3
September ..	31,065	2,899	2
October ..	29,198	3,310	..
November ..	25,211	2,868	..
December ..	29,598	3,700	2
Total ..	4,33,390	44,042	10

TABLE 35

SMALL-POX ATTACKS AND DEATHS (1934 TO 1961).

Year		Jan.	Feb.	Mar.	April	May	June	July	Aug.	Sept.	Oct.	Nov.	Dec.	Total	Death rate	Fatality rate	REMARKS.
1934	A.	43	48	51	42	29	10	6	5	13	9	5	22	283	0.1	53.7	Sporadic.
	D.	16	22	28	21	13	4	4	3	3	6	3	10	152			
1935	A.	127	221	412	465	300	195	112	55	25	12	19	34	1,977	1.1	63.1	Epidemic from 2-2-1935 to 6-7-35, 5 months and 4 days.
	D.	71	118	263	278	203	140	70	40	15	5	11	24	1,148			
1936	A.	110	238	308	336	194	101	58	28	17	11	3	7	1,411	0.8	64.2	Epidemic from 22-2-36 to 6-6-36 3 months and 16 days
	D.	64	139	190	228	131	71	35	21	14	6	3	4	906			
1937	A.	29	50	80	152	133	115	90	46	54	34	89	325	1,197	0.6	57.5	Epidemic from 19-12-37 to 14-5-38 4 months and 26 days.
	D.	16	30	62	79	90	81	59	32	24	19	39	156	688			
1938	A.	678	965	903	403	167	53	36	13	8	5	...	2	3,233	1.6	57.6	
	D.	356	549	509	248	116	38	30	12	2	...	...	...	1,860			
1939	A.	15	20	60	50	48	44	40	29	7	6	12	37	368	0.2	54.6	Sporadic.
	D.	8	15	25	19	25	26	29	19	1	5	8	20	201			
1940	A.	115	184	235	390	276	172	95	29	22	22	65	119	1,730	0.7	48.2	Epidemic from 31-3-1940 to 15-6-40 2 months and 16 days.
	D.	43	78	106	182	143	103	61	17	10	12	19	54	834			
1941	A.	345	646	581	308	199	108	30	20	14	15	4	35	2,325	0.8	55.6	Epidemic from 19-1-41 to 17-4-41 3 months and 19 days.
	D.	171	317	323	189	140	64	25	24	8	7	10	18	1,293			
1942	A.	166	257	603	338	57	14	6	3	...	3	2	5	1,454	0.4	40.6	Epidemic from 8-3-42 to 18-4-42 1 month and 11 days.
	D.	70	141	220	116	33	4	2	2	...	...	...	2	591			
1943	A.	128	71	200	169	152	106	90	71	88	70	76	197	1,318	0.3	39.4	Sporadic.
	D.	10	26	73	56	78	48	31	32	42	35	25	63	519			
1944	A.	625	1,032	1,194	577	187	62	36	13	3	3	3	6	3,741	0.9	37.2	Epidemic from 15-1-44 to 29-4-44 3 months and 15 days.
	D.	202	411	421	188	103	33	24	3	...	...	2	4	1,391			
1945	A.	14	22	58	83	67	60	44	34	31	31	36	123	603	0.1	38.9	Sporadic.
	D.	7	4	11	27	26	33	15	17	9	15	12	50	235			
1946	A.	256	556	762	621	174	44	10	1	3	...	3	1	2,431	0.6	35.2	Sporadic.
	D.	124	256	225	193	36	22	2	...	...	...	...	...	858			
1947	A.	6	2	2	5	8	6	7	5	4	6	6	6	62	0.0	29.0	Sporadic.
	D.	1	...	...	...	...	...	...	...	...	...	...	...	18			
1948	A.	20	40	108	161	82	44	32	14	16	10	9	19	558	0.1	29.0	Sporadic.
	D.	7	10	35	35	22	13	15	9	6	4	...	6	162			
1949	A.	52	229	481	621	203	45	36	19	6	9	19	44	1,764	0.4	31.9	Sporadic.
	D.	16	68	184	155	65	31	18	4	2	2	7	11	563			
1950	A.	78	145	207	113	78	51	26	19	10	9	17	63	816	0.1	28.3	Sporadic.
	D.	21	26	55	42	32	19	7	4	1	1	4	19	231			
1951	A.	97	218	313	231	122	48	20	6	4	6	8	10	1,803	0.1	30.0	Sporadic.
	D.	28	55	84	71	38	19	9	4	1	1	2	2	314			
1952	A.	13	46	96	88	58	25	12	3	7	6	6	18	378	0.0	31.7	Sporadic.
	D.	3	11	24	33	21	9	2	2	...	...	...	10	120			
1953	A.	39	58	130	117	90	87	62	31	11	13	15	40	693	0.0	27.3	Sporadic.
	D.	13	15	37	28	26	28	16	4	4	2	5	12	189			
1954	A.	130	210	684	499	138	73	26	10	12	3	9	22	1,816	0.3	34.3	Epidemic from 14-3-1954 to 1-5-1954, 1 month and 18 days.
	D.	43	12	116	100	53	28	10	1	3	3	7	623				
1955	A.	31	30	27	16	14	19	12	5	2	2	5	3	166	0.0	26.5	Sporadic.
	D.	10	...	7	6	5	4	5	3	...	...	2	2	44			
1956	A.	7	25	24	17	40	33	15	3	10	...	3	16	198	0.02	25.3	Sporadic.
	D.	5	3	9	5	13	3	5	1	2	...	...	4	50			
1957	A.	136	303	634	438	156	43	21	47	36	49	30	111	2.011	0,2	24.9	Epidemic from 24-2-19576 to 25-5-19573 months and 2 days.
	D.	26	69	167	98	46	19	7	16	10	11	12	21	502			
1958	A.	304	543	899	635	282	95	112	17	9	3	8	9	2.916	0.3	26.9	Epidemic from 26-1-1958 to 7-6-1958- 4 month and 13 days.
	D.	72	131	249	190	78	24	28	7	1	...	1	2	783			
1959	A.	13	40	83	89	36	26	31	12	5	4	10	11	360	0.1	32.8	Sporadic.
	D.	5	13	27	26	13	8	13	2	...	1	3	7	118			
1960	A.	51	129	285	281	250	131	177	110	79	96	252	608	2.450	0.3	32.1	Sporadic.
	D.	14	48	80	90	88	57	47	39	29	36	77	181	786			
1961	A.	647	513	622	578	207	67	26	9	...	...	...	...	2,759	0.4	43.2	Sporadic
	D.	187	277	315	214	164	23	10	2	...	...	...	...	1,192			

TABLE 36.

REPORTED DIPHTHERIA CASES BY MONTHS IN 1961.

Disease	Jan.	Feb.	Mar.	Apr.	May.	June	July.	Aug.	Sept.	Oct.	Nov.	Dec.	Total.
Diphtheria	304	124	65	45	115	74	93	95	91	108	161	209	1,488

TABLE 37

PARTICULARS RELATING TO ENTERIC FEVER SINCE (1950-61).

Year.	1950	1951	1952	1953	1954	1955	1956	1957	1958	1959	1960	1961
Attacks ...	1,338	1,009	1,736	1,567	2,215	1,937	2,097	2,463	2,899	2,917	3,319	704
Deaths ...	403	262	428	323	232	211	247	258	262	212	219	107
Fatality rate ...	30.1	26.0	27.3	18.6	10.5	10.9	11.8	10.4	9.0	7.3	6.6	15.2
Death-rate ...	0.2	0.1	0.2	0.1	0.1	0.1	0.1	0.1	0.1	0.1	0.1	0.0
Hospitalisation.	1,227	899	956	1,283	2,103	1,881	2,005	2,416	2,873	2,818	3,263	682
Cases notified by medical practitioners.	906	110	611	453	43	56	92	47	26	99	56	22
Inoculations ...	2,33,155	2,26,890	3,11,859	2,39,333	2,23,903	2,20,319	1,74,327	1,31,051	1,71,238	1,59,748	1,33,909	2,89,044
Attack-rate ...	0.6	0.4	0.7	0.7	0.9	0.8	0.9	0.1	1 2	1.3	1.4	0.3

TABLE 38.

REPORTED ENTERIC FEVER CASES BY MONTHS IN 1961.

Diseases.	Months.												Total.
	Jan.	Feb.	Mar.	April.	May.	June.	July.	Aug.	Sept.	Oct.	Nov.	Dec.	
Enteric Fever	60	38	49	41	74	69	46	83	67	76	26	75	704

TABLE 39

TUBERCULOSIS—DEATH-RATES.

Period.	Annual Death-rates.		
	Pulmonary.	Other forms.	All forms.
1951-1960 (Average)	0.8	0.3	1.1
1956-1960 (Average)	0.7	0.3	1.0
1956	0.6	0.3	0.9
1957	0.9	0.3	1.2
1958	0.7	0.3	1.0
1959	0.7	0.3	1.0
1960	0.8	0.3	1.1
1961	0.6	0.2	0.8

TABLE 40

TUBERCULOSIS DEATHS BY SEX (1950-61).

Year.	Deaths from Pulmonary. T. B.	Deaths from T. B. (other forms).	Total No. of deaths.	Males.	Females.
1960	1,854	665	2,519	1,626	893
1961	1,702	601	2303	1,490	813

TABLE 41.

MARITAL STATUS OF THE MALE PATIENTS ATTENDING CONTACT INVESTIGATION CENTRE AT V. D. CLINIC.

MARITAL STATUS.					SERVICE RENDERED.		
No. of patients staying with their respective wives.	No. of patients staying away from respective wives.	Bachelors.	Widowers, etc.	Total.	No. of Female patients referred to Female Deptt.	No. of patients referred to outside agencies.	No. of Visits paid.
216	108	170	11	505	112	5	120

TABLE 42.

CONTACT INVESTIGATIONS OF MALE PATIENTS AT V. D. CLINIC.

Reasons for Referral					
Investigation of Marital Partner	Re-infection	Irregularity	Denial of History of Exposure.	Advise.	Total.
185	68	97	52	103	505

TABLE 43.

EDUCATIONAL AND EMPLOYMENT STATUS OF THE MALE PATIENTS ATTENDING CONTACT INVESTIGATION CENTRE AT V. D. CLINIC.

Education.		Employment.		Accommodation.		Regularity.	
Educated.	Un-educated.	Employed.	Un-employed.	Accommoda-tion.	No Accom-modation.	Regular.	Irregular.
306	199	378	127	301	204	388	117
Total 505		Total 505		Total 505		Total 505	

TABLE 44

SERVICE IMPARTED BY THE LADY MEDICO SOICAL WORKER, AT V. D. CLINIC

Month.	Total No. of cases.	Cases referred to outside agencies.	Completed Treatment.	Discon-tinued.	False Address.	Corres-pondence.	Home Visits.
January ...	27	4	23	4	5	3	7
February ...	20	1	15	5	6	6	15
March ...	13	1	8	5	6	3	5
April ...	44	8	31	13	8	2	8
May ...	30	4	22	8	5	5	18
June ...	25	1	20	5	5	5	17
July ...	32	5	29	3	4	4	25
August ...	24	4	19	5	6	2	21
September ...	27	2	22	5	7	2	18
October ...	24	3	15	9	5	5	10
November ...	25	3	12	13	13	4	11
December ...	37	11	25	12	11	1	11
Total ...	328	47	241	87	81	42	166

TABLE 45.

MARITAL STATUS OF THE FEMALE PATIENTS AT V. D. CLINIC.

Month.	Total No. of cases referred.	Married.	Unmarried or separated.	Prostitutes.	Cases referred by outside agencies.	Cases referred by Male Deptt.
January ...	27	26	1	...	1	...
February ...	20	19	1	...	1	...
March ...	13	12	1	...	10	1
April ...	44	23	9	12	...	11
May ...	30	27	...	3	...	2
June ...	25	24	...	1	...	...
July ...	32	31	1	...	...	1
August ...	24	19	1	4	...	...
September ...	27	18	7	2	...	9
October ...	24	15	7	2	...	9
November ...	25	13	9	3	...	10
December ...	37	23	9	5	...	12
Total ...	328	250	46	32	12	55

TABLE 46

MUNICIPAL VENEREAL DISEASES CLINIC : LABORATORY WORK.

Kahn's Test	2,053
V.D.R.L. Test	8,472
Dark Ground searches for Treponema Pallidum	51
Smears for Gonorrhoea	9,832
Miscellaneous (Blood Films and Counts, Spinal Fluid Tests, etc.)	312
Total ...	20,720

TABLE 47

NON-VENEREAL CASES: ATTENDANCE AT THE VENEREAL DISEASES CLINIC.

	Males.	Females.	Total.
(1) Skin Lesions	174	267	441
(2) Non-Specific Urethritis	137	297	434
(3) Non-Venereal Gynaecological Cases	...	175	175
(4) Fitness Certificate	44	...	44
(5) Others	181	115	296
Total ...	536	854	1,390

TABLE 48

SUMMARY OF CASES TREATED AT THE VENEREAL DISEASES CLINIC (1957-1961).

Year.	Syphilis.	Non-syphilitic Sores.	Gonorrhoea.	Total V. D.	Other than V. D.	No. of patients who ceased attendance before the diagnosis was completed.	Total new cases.	Cases for prophylaxis.	V. D. cases carried over from the previous year.	Total attendance.
1	2	3	4	5	6	7	8	9	10	11
1957 ...	6,840	5,890	5,906	18,636	1,979	859	20,853	17,910	621	2,30,582
1958 ...	7,101	6,607	6,005	19,713	1,772	864	21,758	18,272	591	2,24,415
1959 ...	7,630	5,477	6,359	19,466	1,906	691	21,612	20,885	451	2,32,778
1960 ...	7,790	5,801	6,647	20,238	1,606	626	22,172	22,743	298	2,49,804
1961 ...	6,848	6,951	5,674	19,473	1,390	533	21,079	23,139	337	2,34,211

TABLE 49

DAILY AVERAGE ATTENDANCE AT THE MUNICIPAL V. D. CLINIC IN 1961.

New Patients	Males ... 61.9 Females... 11.8	Total	73.7	Total for Diagnosis and Treatment.	Total Daily Attendance.	
Old patients	Males ... 612.1 Females... 133.1	Total	745.2	818.9		
Prophylaxis	Day ... 26.1 Night ... 42.8	Total	68.9	Total for Prophylaxis. 68.9		887.8

Year :	1957	1958	1959	1960	1961
Daily average attendance :	865.6	638.7	789.9	839.8	887.8

TABLE 50

CLASSIFICATION OF THE VENEREAL CASES TREATED DURING 1961 AT THE V. D. CLINIC.

I SYPHILIS	Males.	Females.	Total
(1) "Primary"	3,231	549	3,780
(2) "Secondary"	2,223	493	2,716
(3) "Latent"	80	216	296
(4) "Congenital"	...	56	56
Total ...	5,534	1,314	6,848
II GONORRHOEA			
(1) Acute and Sub-Acute	2,463	512	2,975
(2) Chronic	2,167	532	2,699
Total ...	4,630	1,044	5,674
III Non-Syphilitic Sores	6,865	86	6,951
GRAND TOTAL ...	17,029	2,444	19,473

TABLE 51

LEPROSY

(1) No. of new cases treated at the Home during the year 1961	...	3,182
(2) No. of patients ceased attending but persuaded to resume treatment	...	6,976
(3) No. of contacts examined at the homes of patients	...	2,662
(4) No. of contacts brought to the Clinics for examination	...	1,175
(5) No. of lepers discovered by the examination of contacts	...	58
(6) No. of first visits to the homes of patients	...	1,392
(7) No. of subsequent visits	...	8,854
(8) No. of talks on leprosy given	...	2,371
(9) No. of homes where isolation was secured	..	13
(10) No. of dropped cases visited	...	1,951
(11) No. of cases detected during rounds	...	24
(12) Daily average attendance at the Clinic during the year 1961	...	209.7
(13) No. of Health Visitors working at the Home during the year	...	6
(14) No. of Health Visitors appointed by the Municipality	...	6

TABLE 52.

WORK DONE AT THE 7 LEPROSY CLINICS STARTED UNDER THE GREATER BOMBAY LEPROSY CONTROL SCHEME FROM 1-1-1960 TO 31-12-1960.

(1) No. of patients registered :—		2,142
New :—	...	1,404
Old cases of the Acworth Leprosy Home :—	...	738
(2) No. of individual attending the clinics :—	...	5,294
(3) Work done by the Health Visitors :—		
(*a*) No. of dropped cases visited :—	...	1,186
(*b*) No. of cases in (*a*) above who have resumed treatment :—	...	196
(*c*) No. of first visits to the homes of the patients :—	...	827
(*d*) No. of subsequent visits to the homes of the patients :—	...	4,871
(*e*) No. of contacts examined at homes of the patients :—	...	811
(*f*) No. of leprosy cases detected at the home :—	...	40
(*g*) No. of contacts brought to the clinics for examinations :—	...	395
(*h*) No. of leprosy cases detected by examination of contacts at the clinics	...	41

TABLE 53.

WELLS, CISTERNS, ETC., FOUND BREEDING ANOPHELES MOSQUITOES (NON-VECTOR).

Nature of breeding place.	Jan.	Feb.	March.	April.	May.	June	July	Aug.	Sept.	Oct.	Nov.	Dec.	Total.
Wells ...	...	...	...	...	...	...	...	...	...	...	...	...	...
Building Constructions. ...	...	...	...	1	...	...	...	...	...	...	...	...	1
Depressions, pits ...	...	...	...	2	...	...	1	1	1	...	...	...	5
Ponds ...	...	...	...	...	...	...	...	...	...	...	2	...	2

TABLE 54.

WELLS, CISTERNS, ETC., BY WARDS FOUND BREEDING ANOPHELES (NON-VECTOR).

Breeding noticed in	Wards.							Total.
	A	B	C	D	E	F	G	
Wells ...	...	...	...	...	...	...	...	...
Building constructions ...	1	...	...	...	...	...	...	1
Depressions, pits ...	1	...	...	2	...	...	2	5
Ponds ...	1	...	...	1	...	...	...	2

TABLE 55

SPLEEN EXAMINATION OF THE MUNICIPAL SCHOOL CHILDREN.

Ward	No. of pupils examined	No. of pupils found with enlarged spleen.	Percentage.
A ...	37	...	...
B ...	2,376	2	0.08
C ...	7,229	3	0.04
D ...	170	...	...
E ...	11,714	10	0.08
F ...	9,795	3	0.03
G ...	7,892	4	0.05
Total ...	39,213	22	0.05

TABLE 56

WELLS AND THEIR CONDITIONS ON 31ST DECEMBER 1961.

Ward.	Total No. of wells.	No. of wells open or partially open.			No. of wells hermetically concrete covered.		
		Open.	With trap doors.	Total	With pump.	Without pump.	Total
A ...	357	23	4	27	26	304	330
B ...	93	10	7	17	13	63	76
C ...	651	57	79	136	176	339	515
D ...	426	21	66	87	86	253	339
E ...	150	12	7	19	44	87	131
F ...	115	26	8	34	35	46	81
G ...	238	83	8	91	67	80	147
F Mills	8	1	...	1	1	6	7
G Mills	28	...	...	...	4	24	28
Total ...	2,066	233	179	412	452	1,202	1,654

TABLE 57

TREATMENT OF STORM WATER ENTRANCES

Ward.	No. of Storm water entrances.	No. of occasions they were treated.
A	4,625	2,22,000
B	1,961	19,160
C	2,027	68,953
D	3,223	1,16,028
E	3,898	1,55,920
F	5,741	1,15,132
G	4,335	1,73,404
Total	25,810	8,70,597

TABLE 58

FOGGING WORK.

Month	Work Done Hrs.	Petrol for Fog Litres.	Petrol for Truck Litres.	Insecticide Used. for solution Literes
January ...	136	141	164	1363
February ...	138	140	173	1354
March ...	112	185	118	1136
April ...	95	260	110	909
May ...	116	155	140	1136
June ...	134	160	100	1159
July ...	86	255	105	912
August ...	92	332	80	915
September ...	115	375	100	1145
October ...	117	310	105	1136
November ...	87	375	100	854
December ...	105	295	82	1000

TABLE 59

LARVACIDES USED.

Name of the Article.	Quantity.	Cost.
Mosquito control Oil ...	1,34,388 litres.	Rs. 39,980.00
D.D.T. 25% Emulsion ...	39,996 do.	Rs. 99,990.00
BHC emulsion 10% G. I. concentrate ...	343 do.	Rs. 1,071.00
Diazinon Suspension 40% ...	660 Kgs,	30,360.00

1 gallon of DDT or BHC emulsions is capable of being increased to 25 to 40 gallons by adding water.

TABLE 60

Serial No.	Ward.	No. caught. Male.	No. caught. Female.	No. dissected.	No. of infected mosquitoes showing various stages. No. showing. Unsheathed microfilaria in Thorax.	Sausage forms.	Pre-infective larve.	Infective stage.
1	A ...	11	33	32	...	...	...	...
2	B ...	...	...	...	...	...	...	...
3	C ...	6	38	37	...	2	1	...
4	D ...	24	97	97	...	...	4	...
5	E ...	3	10	10	...	...	1	...
6	F ...	127	306	304	...	3	2	1
7	G ...	8	62	62	...	1	...	...
8	H ...	60	154	153	1	1	...	1
9	K ...	25	77	77	2	...	2	...
10	L ...	6	29	29	...	1	...	1
11	M ...	20	39	37	...	...	...	...
12	N ...	7	12	10	...	1	1	...
13	P ...	7	74	74	...	...	...	...
14	R ...	2	23	23	...	1	...	1
	Total ...	306	954	945	3	10	11	4

TABLE 61

DISINFECTION WORK.

Serial No.	Name of the Disinfectant.		Quantities of Disinfectants used. For dwellings and rooms.	For other Places such as house-gullies, drains, privies, etc.	Total.	Cost of disinfectants used. For dwellings and rooms.	For other places such as house gullies, drains, privies, etc.	Total.
						Rs. nP.	Rs. nP.	Rs. nP.
1	Disinfectant fluid ...	Drums	12	...	12	173.84	...	173.84
2	Do. ...	Gallons	120	...	120	339.00	...	339.00
3	Formalin ...	Lbs.	246	...	246	252.40	...	252.40
4	Lysitol ...	Drums and Gallons	4 Drums and 10 Gallons	...	4 Drums and 10 Gallons.	74.98	...	74.98
5	Kerosene oil ...	Tins	4	...	4	60.16	...	60.16
6	Phenyle ...	Gallons	12	...	12	46.56	...	46.56
7	Disinfectant Powder...	Bags.	...	1,463	1,463	...	13,167.00	13,167.00
8	Disinfectant fluid ...	Drums	...	263	263	...	3,616.25	3,616.25
9	T.C. of Line ...	Drums	...	632	632	...	15,300.00	15,300.00
10	Mosquito Control oil.	Lit.	...	1,34,388	1,34,388	...	39,980.00	39,980.00
11	D.D.T. 25 per cent. Emulsion.	Lit.	...	39,996	39,996	...	99,990.00	99,990.00
12	B.H.C. Emulsion 10 per cent. G. I.	Lit.	...	343	343	...	1,071.00	1,071.00
13	Diazinon Suspension 40 per cent.	Kgs.	...	660	660	...	30,360.00	30,360.00
14	B. H. C. 50 per cent. W. D. Powder.	Kgs.	...	18,787	18,787	...	37,069.00	37,069.00
15	Malathion, 50 per cent Emulsion.	Lit.	...	473	473	...	7,200.00	7,200.00
16	Tugon Bait ...	Kgs.	...	176	176	...	779.00	779.00
17	D.D.T. Diazinon 5 per cent. Emulsion.	Lit.	...	1,869	1,869	...	2337.00	2,337.00
18	Chlorodane Technical	Kgs.	...	384	384	...	5,270.00	5,270.00
19	B.H.C. Technical Lindane.	Kgs.	...	76	76	...	1,925.00	1,925.00
20	Diazinon 20 E Concentrate.	Lit.	...	23	23	...	443.00	443.00
21	Kerosene ...	Lit.	...	8,362	8,362	...	2,439.00	2,439.00
					Total ...	946.94	2,60,946.25	261,893.19

TABLE 62.

MATERNITY AND CHILD WELFARE WORK DURING THE YEAR 1961.

(1) Number of confinements attended to at homes by the Health Visitors in Districts	...	12
(2) Visits by the Health Visitors :—		44,760
Ante-natal	...	6,240
Post-natal	...	16,014
Infants and Pre-school-age Children	...	20,490
Others	...	2,016
(3) Number of cases visited by the Medical Officers	...	2,209
(4) Number of cases registered in the Clinics :—	...	...
Ante-natal	...	40,229
Post-natal	...	13,199
Infant	...	13,645
Pre-school-age Children	...	1,873
Others	...	364
(5) Total number of confinements in the Maternity Homes	...	12,184
(6) Number of cases not registered at the Ante-natal Clinics but confined in the maternity homes.	...	283
(7) Number of cases admitted	...	15,178
(8) Number of beds	...	164
(9) Total number of patients whose blood was taken for Kahn-test	...	907
(10) Total number of patients to whom aid was given	...	61
(11) Total number of visits by the Health Visitors for family planning clinics	...	4,385
(12) Total attendance at the family planning clinics :—		4,056
New	...	818
Old	...	3,238
(13) Total number of women given appliances free	...	2,804
(14) Total number of new-born babies B.C.G. Vaccinated	...	7,359
(15) Total number of women given milk under Milk distribution scheme	...	18,920
(16) Number of children (infants and pre-school-age) immunized against Diphtheria :—	...	...
First dose	...	413
Second dose	...	211
(17) No. of cases sent to Nair Hospital for post-Mortem examination	...	Nil
(18) The average stay of mothers at the Maternity Homes	...	5 days.
(19) No. of children (infants and pre-school age), given triple vaccine :—		
1st dose :—	...	607
2nd dose :—	...	370
3rd dose :—	...	275

TABLE No. 63.

Total Confinements in Institutions in the City doing maternity work, during the year 1961

Ward	Serial No.	Name of Institutions.	No. of beds.	Total confinements. During the year.	Deaths among mothers during their stay in Homes or Hospitals during the year.
A	1	Albless and Cama Hospitals, Cruickshank Road (23-11-1883) ...	88	5,789	34
	2	Bhatia Maternity Home, Bazargate Street (about 1920)...	25	374	...
	3	Parsee Lying-in Hospital, Outram Road (1887) ...	35	293	...
	4	St. George's Hospital, St. George's Road (1899) ...	50	1,274	5
	5	Dr. Thanawalla Hospital, 94 Queen's Road (20-6-1935)...	6	64	...
	6	Dr. Suryakant P. Trivedi Hospital, 117, Marine Drive (1-1-1938) ...	5	24	...
	7	Godfrey Clinic, I. N. Dockyard Worker's Families Welfare Centre, Dadabhai Nowroji Road. (1-4-1944) ...	14	135	...
	8	Marine Hospital and Maternity Home 5 New Marine Lines (1-12-1947) ...	3	16	...
	9	Dr. Bacha's Memorial Belle-Vue Nursing Home, La Citadella, Marine Lines ...	...	49	...
	10	Indian Naval Hospital Ship (Asvini) ...	4	620	3
	11	Bombay Hospital Trust, Marine Lines, Bombay 2 (August 1950) ...	36	730	1
	12	Dr. M. S. Shah's Maternity Hospital, Marin Drive (2-3-1951) ...	12	70	...
	13	Dr. Ram N. Gurbaxani, L. C. P. S. Dispensary and Maternity Home, Colaba. (6-2-1948) ...	10	110	...
	14	Colaba Maternity Home, 3rd Pasta Lane (1-6-1948) ...	6	92	...
	15	Dr. Mrs. G. S. Uranwala's Maternity Home, Colaba (1947)	2	2	...
	16	Northcote Nursing Home Ltd., Ormistone Road, Colaba (23-2-1948) ...	...	31	...
	17	Shahani's Maternity Home, Mohini Mansion, Colaba (closed) ...	...	Closed.	...
	18	Bilaney Maternity Home, Dhobi Talao (December 1940)...	...	13	...
	19	Maternity and Gynaecological Hospital, Dr. Mrs. E. Sequeira, Swastik Chambers Carnac Road. (29-6-1952)	5	69	...
	20	Dr. H. R. Wadvani Maternity Home, 27, Colaba Chambers, Colaba Road, Bombay 5 ...	...	Closed.	...
	21	Dr. Adatia's Nursing Home, Metropolitan Insurance House, Dadabhoy Nowoji Road. (1-10-1956) ...	3	45	...
	22	Dr. Chhabra maternity Home, Divyang, Plat No. 8 Colaba Road ...	3	14	...
		'A' Ward Total ...	307	9,814	43
B	1	Mahomed Haji Sabu Siddik Maternity Home, Imamwada Road (Municipal) ...	19	1,410	...
	2	Laxmibai Maternity Hospital, 96 D'Souza Street (1908)...	30	599	...
	3	Dhanluxmi Maternity Home, 156-158A Samuel Street Bombay 9 ...	12	259	...
	4	Dholkawalla Maternity Home, Mahomedali Road (1929)...	27	428	1
	5	Haji Karim Mahomed Suleman Maternity Home, Kambekar Street ...	12	274	...
	6	Dr. Maneckbai's Maternity Home, Chinch Bunder, (Rukminibai Hospital) ...	8	63	...
	7	Sakinabai Moosabhai Jafferbhai Maternity Home, Nishanpada Cross Lane (1918) ...	18	218	...
	8	Habib Ismail Khoja Hospital, Jail Road. (27-4-1937) ...	18	357	...
	9	Dr. Hiramaniben's Maternity Home, Chinch Bunder Road (1947) ...	6	71	...
	10	Noor Hospital Memonwada Road, Bombay 3 ...	64	1,680	4
	11	Vijayalaxmi Meternity Home, Tejo kiron, Nowroji Hill Road, No. 5, Dongri, Bombay 9 ...	6	86	...
		'B' Ward Total ...	220	5,445	5

TABLE No. 63—*contd.*

Total Confinements in Institutions in the City doing maternity work, during the year 1961

Ward.	Serial No.	Name of Institutions.	No. of beds.	Total confinements During the year.	Deaths among mothers during their stay in Homes or Hospitals. During the year.
C	1	Amins Maternity and Gynaecological Hospital, Princess Street (June 1932) ...	12	...	...
	2	Seth Gordhandas Bhagat Maternity Home, Kalbadevi Road ...	40	410	...
	3	Women's Clinic (Dr. V. M. Kerkar) Girgaum Road (23-7-1936) ...	15	467	...
	4	Dr. Mrs. Saibai Ranade Hospital, Princess Street ...	15	280	...
	5	Dr. Pathare Maternity Home Fanaswadi (1950) ...	7	90	...
	6	Ratubhai's Hospital Jai Hind Estate No. 2 Bhuleshwar (9-10-1961) ...	19	239	...
	7	Dr. M. D. Adatia's General and Maternity Hospital, Bhuleshwar (14-11-48) ...	28	627	2
	8	Dr. C. L. Javeri's Maternity Home, Bhuleshwar (Nov. 1948) ...	15	446	...
	9	Dr. Bhat's Hospital for women, 7, Vaidyawadi, 2nd Khattarwadi, Thakurdwar Road, (22-7-1951) ...	10	72	...
	10	Vora Maternity Home, Girgaum Road (December 1938)...	4	17	...
	11	Dr. Irani Hospital, Kerawala Mansion, Carnac Road, opp. G. T. Hospital, Dhobi Talao. (January 1957) ...	2	2	...
		'C' Ward Total ...	167	2,650	2
D	1	Sorabji Shapurji Engineer Maternity Home, Khetwadi 1st Lane (Municipal). ...	12	1,270	...
	2	Ajinkya Hospital, Benham Hall Lane (16-8-1920) ...	21	291	...
	3	B. D. Petit Parsee General Hospital, Bomanji Petit Road (1912) ...	22	277	1
	4	Bhatia General Hospital, Tardeo Road (8-5-1932) ...	16	517	1
	5	Dr. Karande's Hospital Hughes Road (April 1929) ...	16	269	1
	6	Nadkarni Hospital, Charni Road ...	10	19	...
	7	Dr. D'Sa's Hospital, Dadyshet Road (1909) ...	12	199	...
	8	Dr. C.M. Mehta's Hospital Dadyshet Road (1-4-1924);...	14	286	...
	9	Dr. Indumati Vijaykar's Maternity Home, Chandra Terrace, Khadilkar Road (1-4-1955) ...	10	56	...
	10	Dr. B. D. Patwardhan Maternity Hospital, Vithalbhai Patel Road, Phadke wadi Ganpati Temple (11-11-1931)	12	162	...
	11	Dr. N. A. Purandare's Hospital, Chowpati (December 1911) ...	41	1,364	2
	12	Dr. Mrs. M. J. Wadia Maternity Home, French Bridge Road (April 1934) ...	2	5	...
	13	Kanchangauri Maternity Home, Garden Lane (27-7-1925)	40	1,238	1
	14	Mhaskar Maternity Home ,Benham Hall Lane (1-2-1932)	25	717	...
	15	New Hospital for Women, New Queen's Road (1-5-1933)	25	554	...
	16	Poly Clinic New Queen's Road (10-10-1929) ...	6	72	...
	17	Ruxmani Hindu Lying in Hospital, Babulnath Road ...	25	412	...
	18	Sir Harkisondas Hospital, Charni Road (6-1-1925) ...	37	1,157	2
	19	St. Elizabeth Nursing Home, Harkness Road (31-8-1929)	9	249	...
	20	Women's Clinic, (Dr. Pagnis), Girgaum Road ...	9	51	...
	21	Bhagini Maternity Home, Parekh Street ...	...	...	...
	22	Dr. Mrs. Kashibai Sathe Maternity Hospital, Girgaum Road (Nov. 1938) ...	10	119	...
	23	Surgical Nursing Home and Lying-in-Hospital, Gowalia Tank Road ...	21	170	...
	24	Dr. Amonkar's Hospital, 534 Sardar Vallabhbhai Patel Road (Aug. 1953) ...	18	195	...
	25	Dr. Miss S. G. Patel Nursing Home, Chowpati Sea Face (26-5-1940) ...	12	143	...
	26	Dr. K. C. Shah's Maternity Hospital, Khetwadi Main Road (1-1-1950) ...	14	51	...
	27	Seth Chhaganlal Valchand Jain Maternity Hospital, 345, Sandhurst Bridge Chowpati, (July 1922) ...	17	563	2
	28	Dr. R. W. Lazarues Surgical and Medical Hall, Girgaum (April 1935) ...	2	31	...
	29	Ayurvidya Prasarak Mandal, Mugbhat Lane (10-11-1947)	12	237	...
	30	Dr. C. G. Sarayya's Maternity and Gynaec Hospital, 8 New Queen's Road (1947) ...	...	1	...
	31	Ideal Nursing Home, 12th Khetwadi (28-9-1952) ...	8	100	...
	32	Women's Clinic and Hospital, Mathew Road (22-8-1948)	3	...	...
	33	Dr. Miss Pritmila Desai Maternity Home, Laud Mansion Queen's Road ...	...	...	...

TABLE No. 63—*contd.*

Total Confinement in Institutions in the City doing maternity works, during the year 1961

Ward.	Serial No.	Name of Institutions	No. of beds.	Total confinements. During the year.	Deaths among mothers during their stay in Homes or Hospitals. During the year.
	34	Breach Candy Hospital and Nursing Home, Chawpati, (15-5-1952) ...	13	157	1
	35	Dr. Mrs. M. B. Mody's Maternity and General Hospital	...	...	...
	36	Dr. R. J. Shah's Maternity Home, Girdhar ,Bhavan, Lamington Road (September 1950) ...	20	62	...
	37	Modern Hospital for Women, Dr. wilson Street, Bombay 4 (11-2-1951) ...	12	323	...
	38	Dr. T. P. Shah's Maternity Home, 534, Sandhurst Bridge Bombay Mutual Building (Nov. 1953) ...	10	63	...
	39	Mistry Hospital, 47, Kennedy Bridge (25-1-1953) ...	12	223	1
	40	Dr. Prataps' Maternity Hospital and Nursing Home, Charni Road (18-1-53) ...	6	66	...
	41	Dr. Padma Mehta Nursing Home, Sandhurst Bridge (1953)	6	223	...
	42	Dr. Premalata S. Pai's Maternity Home, Mahajan Wadi, Mugbhat (1-12-1951) ...	25	547	...
	43	Dr. O. J. Shah's Maternity Home, Modi Chambers (January 1951) ...	14	394	...
	44	General Nursing Home, Laud Mansion, Queen's Road, Bombay 4 (21-7-1956) ...	3	5	...
	45	Dr. S. B. Vagal's Maternity Home, 276B, Suryamahal, Thakurdwar (1-12-1957) ...	12	120	...
	46	Saifee Hospital 15-17 Queen's Road, Bombay 4, (October 1957) ...	13	400	...
	47	Maternity and Gynaecological Hospital, Keshavji Jadhavji Building Prarthana Samaj, Bombay 4, (September 59)...	7	41	...
	48	Shri Punarvasu Arogyashala, 143-B, Gowalia Tank Road, Bombay 7 ...	..	7	...
	49	Dr. Y. N. Ajinkya Hospital, Hughes Road ...	14	202	1
	50	Dr. M. R. Narvekar Hospital, Queens Road	8	76	...
	51	Maternity & Gynacco. Surgical Hospital, Tardev Mansion, Opp. Central Studio(4-7- 961). ..	10	5	..
	52	Dr. Virmal Parekh's Clinic & Consulting Room, "Dreamland" 4th Floor 25, New Queens Road, Bombay 4, Started (1-7-1961)	2	4	..
		'D' Ward Total ...	668	13,693	13
E	1	Mohomed Haji Sabu Sidik Maternity Home, Bellasis Road (Municipal) ...	37	2,586	...
	2	Kamarkhanum Maternity Home, Victoria Road (Municipal) ...	37	2,649	1
	3	B.Y. L. Nair Hospital Lamington Road, Bombay (Municipal) ...	40	2,661	10
	4	Dr. T. W. Sequeira's Maternity Home Mount Road, Mazagaon ...	8	100	...
	5	Eugenic Maternity Home, Victoria Road ...	10	366	...
	6	Masina Hospital, Victoria Road ...	29	283	2
	7	Bai Motlabai Hospital, Victoria Garden Road ...	56	2,722	20
	8	Byculla Nursing Home, 47 Nair Road Agripada, Bombay 8 (November 1931) ...	15	556	1
	9	The Central Hospital and Nursing Home, Medico Surgical and Maternity Home, Bellasis Road, Pote's Estate, Bombay (September (1953) ...	3	36	...
	10	Atul Hospital, Maternity and Nursing Home, 261A, Bharat Nagar Grant Road. ...	5	2	...
	11	Ismaili General Hospital, Aga Hall, Nesbit Road, Bombay 10 ...	8	130	...
	12	Jagivanram Hospital, Club Road Western Railway, Bombay Central (June 1960) ...	10	109	...
	13	Dr. C. S. Vaidya's Maternity Home 75, Parel Road ...	2	7	...
		'E' Ward Total ...	260	12,207	34
F	1	Nowroji Wadia Maternity Hospital King Edward Road (13-12-1926) ...	150	9,270	44
	2	Swastik Maternity Home Hindu Colony, Dadar (June 1937) ...	7	10	...
	3	Colony Nursing Home, Hindu Colony Dadar (1935) ...	5	45	...
	4	Rukminibai Maternity Home, Vincent Road (1945) ...	9	106	...
	5	Nursing Home and Maternity Hospital, 21, Keny Road (June 1937) ...	18	329	...
	6	Laxmi Lying-in-Hospital Chambargaug Road (June 1938)	16	402	...
	7	The Bill Nursing Home, Vincent Road (Sept. 1937) ...	1	2	...

TABLE No. 63—*contd.*

Total Confinements in Institutions in the City doing maternity work, during the year 1961.

Ward.	Serial No.	Name of Institutions.	No. of beds.	Total confinements. During the year.	Deaths among mothers during their stay in Homes or Hospitals. During the year.
	8	Dr. Dandekar's Maternity and Nursing Home, Vincent Road (2-12-1938) ...	7	89	...
	9	Maternity Hospital (Dr. M. R. Divekar), King's Circle (1938) ...	20	377	...
	10	Rukhmani Maternity Hospital, Aimai Merwanji Street, Parel (1-1-1933) ...	30	507	...
	11	Dr. Mrs. P. Karunakarans Maternity Home, 477, Adenwala Road, Matunga (1939) ...	6	158	...
	12	Dr. P. S. Muthu Laxmi Nursing Home, Matunga (14-2-1955) ...	9	61	...
	13	Nursing Home and Eye Clinic Vincent Road, Dadar (15-12-1946) ...	7	70	...
	14	Surgical and Maternity Hospital (Dr. U. C. Mehta, M.S.), 350, Chandawarkar Road, (21-9-1947) ...	10	341	...
	15	Family Nursing and Maternity Home, Matunga, (28-9-1946) ...	8	299	...
	16	Maternity ward attached to Lokamanya Tilak Municipal General Hospital Sion (Municipal) (15-1-1949) ...	67	6,454	16
	17	Dr. (Miss) Rukmini B. Kripalani's Maternity and Nursing Home, Sion, (1948) ...	7	109	...
	18	Dr. (Miss) K. J. Ahuja's Maternity Home, Sion (1949)	6	51	...
	19	Sheth Ranchhoddas Varjivandas Ayurvedic Hospital, Sion (6-4-1950) ...	14	67	...
	20	Dr. Mohini's Maternity and Nursing Home, 14, Kastoor Mahal, Sion (Sept. 1950) ...	4	67	...
	21	Modern Nursing Home, Medical, Surgical and Maternity Framroze Court, near Railway Bridge, Main Road, Dadar, (Central Railway) ...	6	31	...
	22	Dr. Miss. Jugtiani Maternity Home, Sion (1-1-1950) ...	...	...	...
	23	Wadala Maternity Home and General Hospital, Block No. 193, Station Road, Wadala, (18-9-1952) ...	4	22	...
	24	Dr. Radha Mahadevan Laxmi Maternity Home, No. 4 Shradhanand Road,Matunga, (May 1954) ...	8	110	...
	25	Dr. D. Seetaluxmi Maternity Home, 239A, Namdeo Prasad, Sion Road, (August 1954) ...	6	150	...
	26	Calcutta Nursing Home, Sith Nivas, Parel (6-8-1926) ...	5	..	...
	27	Dr. Bells Nutan Maternity Home, 252, Station Road, Wadala, (Closed) ...	...	Closed	
	28	Dr. Doshi Maternity Hospital, Gujarath Society, Sion (27-9-1950) ...	10	204	...
	29	Matunga Nursing Home for Women, Vincent Road, (16-7-1951) ...	14	228	2
	30	Dr. N. G. Talwalkar's Maternity Home, 153-B, Hindu Clony, (1-5-1951) ...	3	22	...
	31	Mulla's Nursing Home, Main Road, Dadar, (1951) ...	7	58	...
	32	S. Bhawanani Nursing Home, Sion (1-6-1953) ...	20	476	...
	33	Shrikhande Maternity Home, Prasad, 125A Sion Road, (October 1953) ...	3	28	...
	34	Maternity Home (Dr. Pai) Lady Jehangir Road, (1-4-1934)	18	449	...
	35	Shantyee Maternity and Gynaecological Hospital Famroze Court, Dadar. (1-5-1956) ...	7	38	...
	36	Society Maternity and Nursing Home, 196A, Gujarathi Society, Sion ...	12	162	...
	37	Dr. K. Sobti Maternity Home, Manju Mahal, Matunga, (15-8-1955) ...	8	127	...
	38	Indian Air Force Station Maternity Home and Child Welfare Centre, (26-1-1953) ...	6	15	...
	39	Municipal Maternity Home, Naigaum (Municipal), (2-10-1958) ...	35	1,763	...
	40	K. E. M. Hospital, Parel, (Maternity ward opened on 1-12-1959) Municipal ...	64	2,639	14
	41	Maternity and Surgical Hospital, Sion, (February 1958)	7	79	...
	42	Nursing Home (Dr. Mrs. Gadre's) 'Shobhana' 51, Sion West, (1-10-1959) ...	5	29	...
	43	Wadala Maternity and Surgical Nursing Home, Stambha Tirtha Wadala, (6-12-1959) ...	10	34	...
	44	Naigaum Surgical and Maternity Hospital ...	12	30	...
	45	Dr. C. B. Mirje, Nordan Hospital Sion, 34, Chaman House Bombay 22 ...	2	2	...
		'F' Ward Total ...	673	25,510	76

TABLE No. 63—*contd.*

Ward.	Serial No.	Name of Institutions.	No. of beds.	Total confinements During the year.	Deaths among mothers during their stay in Homes or Hospitals. During the year.
G	1	Mahomed Haji Sabu Sidik Maternity Home, Cadell Road (Municipal) ...	24	2,474	...
	2	Saraswati Maternity and Nursing Home, L. H. Road, Matunga, Bombay 16, (11-12-1958) ...	5	48	...
	3	The Bombay Mothers and Children Welfare Society's Home, DeLisle Road, (1-4-1932) ...	33	1,556	...
	4	The Bombay Mothers and Children Welfare Society's Home, Worli, (10-3-1930) ...	40	1,903	...
	5	Laxmi Maternity Home, D. L. Vaidya Road, (9-10-1929)	15	317	...
	6	Sadguru Maternity Home, Chabildas Road (8-5-1932) ...	15	137	...
	7	Jankibai Maternity Home, Portuguese Church Street, (1-4-1936) ...	7	29	...
	8	Dr. Narawane's Home, Lady Jamshedji Road, (4-10-1938)	10	50	...
	9	Shri Maternity Home, Shivaji Park, Dadar (17-12-1939)	...	...	...
	10	Dr. J. M. Purandare Maternity Hospital, Keluskar Road	15	229	...
	11	Dr. Jaiwant's Maternity Home, Shivaji Park, (1938) ...	7	13	...
	12	Dr. Diwekar's Maternity Home, Keluskar Road ...	19	383	...
	13	National Hospital, Cadell Road, Mahim, (6-2-1953) ...	22	396	...
	14	Dadar Surgical and Maternity Hospital, 4, Gokhale Road, (North) Dadar, (November 1936) ...	8	126	...
	15	Dr. Pinto's Surgical and Maternity Hospital, Portuguese Church Street, (1-4-1947) ...	5	165	...
	16	Bana Maternity Home, Mahim, (6-8-1947) ...	...	21	...
	17	Vienna Clinic, Dadar, (October 1949) ...	...	30	...
	18	Family Clinic and Maternity and Surgical Nursing Home, Mogal Lane, Mahim. (1-10-1952) ...	10	121	...
	19	Dr. Susheela Naik Maternity and Gynaecological Hospital, Bhuvaneshwar Bhuwan, Gokhale Road, North, (8-6-1952) ...	9	79	...
	20	Hospital for Women, Lady Hardinge Road (C. L. Zaveri's (1-7-1948) ...	21	495	1
	21	Shrimati Manharkuwarba Chudasama Maternity Home, Police Welfare Centre, Worli, (9-3-1951) ...	50	746	...
	22	Worli Women Clinic, Dr. Annie Besant Road, Worli, (July 1951) ...	8	117	...
	23	Park Nursing Home, 203-204 Shivaji Park Road ...	9	58	...
	24	Dadar Clinic and Nursing Home, Departmental Stores Building, Dadar, (21-1-1949) ...	8	345	1
	25	Dr. Guptes' Maternity and Surgical Home, New Construction Building, Lady Hardinge Road, Mahim, (31-5-1953) ...	10	152	...
	26	Dr. M. C. D'Souza Maternity and Surgical Hospital for Women Villa Jokhana Sitaladevi Temple Road, Mahim, (January 1953) ...	6	16	...
	27	Mahim Maternity Home, (Dr. Chainanis')opp. Paradise Cinema, (October 1950) ...	...	...	...
	28	M. A. Podar Hosp'tal, Worli, Bombay ...	25	763	1
	29	Dr. (Miss) Indu Chande Maternity and Nusring Home, Ash Lane, Bombay 28, (10-2-1957) ...	11	133	...
	30	Shree Saraswati Maternity Home and Hospital, 26 Mogal Lane, Matunga ...	...	...	...
	31	Bai Radhabai Maternity Home and Vaman Nursing Home, near Saitan Chauki, Police Station Dadar, (Dr. V. N. Navalkar), Gokhale Road, South, (1-12-1954) ...	40	271	...
	32	Hardevi Hospital (Dr. J. C. Jethani), 208A, Shivaji Park...	...	...	...
	33	Dr. Vasundhara Vaze Maternity Home Meghdoot Building, Shivaji Park ...	14	304	...
	34	Worli Genenral Hospital, Abdul Gaffar Khan Road, Worli, (1947) ...	...	3	...
	35	Dr. P. C. Patel Nursing Home, Shivaji Nagar, Delisle Road ...	6	17	...
	36	Bela-Tea-Nursing Home, 57, Lady Jamshedji Road, Bombay 16, (18-5-1958) ...	4	42	...
	37	Dr. Sonde's Maternity and Surgical Hospital, 5th Lane, Shivaji Park, (21-12-1958) ...	6	27	...
	38	Baby Clinic Mahim (25-5-1958) ...	4	6	...
	39	Shraddha Maternity Home, House No. 9, Kapad Bazar, Mahim ...	4	100	
	40	Tilak Hospital, 61 Clerk Road, Bombay 11 (1-3-1960) ...	10	4	
	41	Adarsha Maternity and Surgical Nursing Home, Noorani Building, Opp. Mahim Post Office, Mahim, Bombay 16 (15-8-1960) ...	...	...	...
		'G' Ward Total ...	480	11,676	3

TABLE No. 63—*contd.*

Ward.	institutions.	Beds.	Confinements.	Maternal deaths.
A ...	22	307	9,814	43
B ...	11	220	5,445	5
C ...	11	167	2,650	2
D ...	52	668	13,693	13
E ...	13	260	12,207	34
F ...	45	673	25,510	76
G ...	41	480	11,676	3
Grand Total ...	195	2,775	80,995	176*

Total births (including 3,094 still births) registered in the City during the year 1961 ... 77,800

* Deaths registered as maternal deaths during the year 1961 ... 121

TABLE No. 64.

Attendance at all the Municipal General Dispensaries and the Mobile Hospital unit in the City during 1961.

Description of disease.		Jan.	Feb.	March.	April.	May.	June.	July.	August.	Sept.	Oct.	Nov.	Dec.	Total.
I.—Alimentary System ...	(a) Diarrhoea ...	4,242	3,980	4,529	4,575	4,940	4,839	5,747	5,597	4,892	5,365	5,019	4,458	58,183
	(b) Dysentry ...	1,121	1,025	1,135	1,126	1,411	1,392	1,440	1,424	1,134	1,307	1,198	1,201	14,914
	(c) Dyspepsia ...	2,510	2,081	2,250	2,168	2,584	2,460	2,938	2,876	2,428	2,786	2,623	2,545	30,249
	(d) Helminthiasis ...	807	789	996	965	1,005	967	924	917	995	894	954	891	11,104
	(e) Liver-Jaundice ...	32	15	24	7	21	19	28	24	22	14	14	25	245
II.—Circulatory System ...	(a) Heart ...	65	28	42	32	43	35	37	31	37	52	45	48	495
	(b) Blood vessels ...	1	1	...	...	...	17	...	...	1	2	...	1	23
	(c) Blood pressure ...	62	56	57	120	140	92	186	161	119	163	84	76	1,316
III.—Exanthemata ...	(a) Chickenpox ...	3	2	21	5	...	7	...	1	...	...	...	2	41
	(b) Measles ...	1	...	1	...	...	...	...	...	...	...	...	...	2
	(c) Smallpox ...	...	...	...	...	...	...	...	...	...	...	...	...	...
IV.—Fevers ...	(a) Fevers not defined ...	8,452	7,259	8,311	8,152	9,368	8,866	10,059	9,141	7,768	9,004	8,653	8,490	1,03,523
	(b) Malaria ...	...	...	...	...	...	...	...	...	...	...	...	...	...
V.—Injuries and Accidents		1,592	1,461	1,751	1,749	1,685	2,002	2,128	1,779	1,802	2,038	1,855	1,631	21,473
VI.—Nutrition ...	(a) Avitaminosis ...	698	802	921	776	924	1,034	987	1,131	999	1,011	1,112	1,053	11,448
VII.—Nervous System ...	(a) Neuritis ...	210	165	215	204	167	176	193	150	188	192	186	186	2,232
	(b) Sciatica ...	145	124	196	167	166	196	185	185	205	186	210	184	2,149
	(c) Tremors ...	...	...	...	...	...	...	28	1	...	2	...	...	31
VIII.—Respiratory System ...	(a) Bronchitis ...	1,381	1,406	1,508	1,424	1,381	1,592	1,532	1,497	1,396	1,688	1,520	1,386	17,711
	(b) Bronchopenumoia ...	22	9	32	2	...	...	118	396	4	2	...	...	585
	(c) Common cold ...	5,688	4,909	5,424	5,265	5,898	5,517	6,709	6,152	6,019	6,580	6,461	5,972	70,594
	(d) Influenza (Non-epidemic) ...	205	255	320	358	349	276	285	706	353	249	262	306	3,924
	(e) Laryngitis ...	157	226	233	166	212	443	203	315	159	147	247	269	2,777
	(f) Pharyngitis ...	1,106	1,051	1,209	1,041	1,092	1,094	1,236	1,192	1,239	1,047	988	858	13,153
	(g) Pneumonia ...	6	10	...	25	8	37	46	175	20	8	39	...	374
	(h) Tonsillitis ...	1,058	950	1,151	1,000	1,034	959	1,330	1,036	1,198	1,182	1,089	1,048	13,035
	(i) Whooping cough	93	131	98	71	56	50	72	129	96	63	65	83	1,007
IX.—Skin and Appendages.	(a) Diseases of skin— ...													
	(i) Herpes ...	194	271	293	366	431	432	446	496	481	474	429	436	4,749
	(ii) Ringworm	865	726	921	964	1,066	1,123	1,190	1,163	1,034	1,062	1,018	915	12,047
	(iii) Scabies ...	2,020	2,047	2,169	2,234	2,586	2,294	2,304	2,343	2,366	2,665	2,501	2,329	27,858

TABLE No. 64—contd.

	Description of disease		Jan.	Feb.	March.	April.	May.	June.	July.	August.	Sept.	Oct.	Nov.	Dec.	Total.
X.—Special Organs—	(a) Eyes—														
	(i) Conjunctivities	...	1,163	1,113	1,354	1,466	1,682	1,561	1,494	1,462	1,431	1,345	1,430	1,345	16,846
	(ii) Corneal ulcer	...	...	85	3	7	4	3	27	4	43	5	4	2	187
	(iii) Foreign body in Eye	...	49	47	63	67	70	65	86	59	66	62	71	124	829
	(iv) Iritis	...	8	11	2	5	...	2	5	4	4	8	7	9	65
	(v) Ophthalmia	...	273	356	358	286	327	285	314	275	273	312	268	278	3,605
	(vi) Spring catarrh	...	...	...	...	...	...	101	...	...	...	17	...	...	118
	(b) Ears:—														
	(i) Diseases of ears	...	1,875	1,639	1,961	1,834	2,271	2,020	2,318	2,343	2,248	2,055	2,170	1,934	24,668
	(c) Nose:—														
	(i) Diseases of Nose	...	67	92	143	63	67	138	147	133	70	203	63	83	1,269
	(d) Teeth:—														
	(i) Diseases of teeth	...	1,088	971	1,380	1,109	1,368	1,228	1,342	1,400	1,391	1,443	1,371	1,274	15,365
XI.—Surgical Ailments	(a) Injuries	...	2,340	1,882	1,948	2,039	2,639	2,613	2,561	2,545	2,340	2,323	2,610	2,456	28,296
	(b) Minor surgical operations		65	35	31	33	29	15	26	17	12	15	22	11	311
	(c) Ulcers	...	881	444	638	690	733	906	824	766	668	817	724	740	8,831
XII.—Genito-Urinary	(a) Nephritis	...	39	25	35	46	77	48	112	53	67	63	62	64	691
	(b) Pyelitis	...	9	23	43	12	15	17	27	34	19	20	11	12	242
	(c) Gravel (Stone)	...	...	...	...	...	...	...	...	...	...	...	...	...	...
XIII.—All other Diseases	(a) Specific:—														
	(i) Anaemia	...	1,560	1,227	1,513	1,464	1,678	1,379	1,878	1,874	1,801	1,912	1,835	1,668	19,789
	(ii) Mumps	...	229	258	314	276	268	149	173	197	201	197	241	186	2,689
	(iii) Tuberculosis	...	242	181	180	210	162	206	222	207	178	226	275	245	3,534
	(iv) Venereal Diseases	...	19	16	82	47	12	14	22	15	15	10	21	8	281
	(v) Diabetes	...	...	3	2	...	1	...	2	1	1	2	2	7	21
	(b) Non-specific														
	(i) Fistula in Ano	...	...	22	1	1	...	43	...	...	...	...	8	26	101
	(ii) Gingivitis	...	269	145	260	211	201	245	219	159	133	189	172	142	2,345
	(iii) Migraine	...	117	55	157	122	141	83	128	92	88	133	117	91	1,324
	(iv) Piles	...	89	120	100	66	96	77	91	103	97	93	114	66	1,112
	(v) Sprains	...	172	135	182	275	248	287	209	382	377	292	214	161	2,934
	(vi) Stomalitis	...	1,328	1,158	1,438	1,148	1,407	1,236	1,456	1,327	1,242	1,771	1,570	1,564	16,695
	(vii) Varicose veins	...	...	66	...	75	110	...	...	...	...	...	...	...	251
	(viii) A.N.C.	...	...	...	...	51	9	...	...	...	...	...	8	...	68
	(ix) P.N.C.	...	...	82	...	...	...	...	...	...	...	...	...	...	82
	(x) Other causes	...	2,034	1,285	2,051	2,069	2,276	2,613	2,906	2,650	1,774	2,450	2,112	2,207	26,487
	Total New Cases	...	46,712	41,255	48,046	46,634	52,458	51,253	56,940	55,170	49,494	54,146	52,074	49,096	6,03,278
	Males	...	22,560	20,825	24,296	22,851	26,657	26,106	28,801	27,629	25,157	27,393	25,668	24,778	3,02,721
	Females	...	24,152	20,430	23,750	23,783	25,801	25,147	28,139	27,541	24,337	26,753	26,406	24,318	3,00,557
	Total Attendance	...	1,85,552	1,86,666	1,89,240	1,86,761	1,96,405	1,89,642	2,17,276	2,05,380	1,93,752	2,13,407	2,09,145	2,05,934	23,79,160

TABLE 65

ATTENDANCE AT THE MUNICIPAL EYE DISPENSARY AND HOSPITAL (1950-1961).

Year.	New patients.	Old patients.	Total.
1950	9,760	63,456	73,216
1951	10,916	72,434	83,350
1952	11,704	72,726	84,430
1953	12,128	75,205	87,333
1954	11,583	71,530	83,113
1955	12,542	75,334	87,876
1956	11,675	75,281	86,956
1957	11,921	71,512	83,433
1958	12,608	70,305	82,908
1959	13,590	85,593	99,183
1960	14,907	89,456	1,04,363
1961	14,248	81,409	95,657

TABLE NO. 66.

POOR BOX CHARITY FUND

PUBLIC HEALTH DEPARTMENT.

Statement of accounts for the year 1961-62.

Receipts.	Amount.	Disbursement.	Amount.
	Rs. nP.		Rs. nP.
To Balance on hand ...	...	By supply of spects to patients ...	513.00
To Balance with the Central Bank of India Ltd. as on 31-3-1961 ...	80,734.12	By Blood transfusion charges ...	4,940.00
To collections from out-door and Ward Box ...	21,405.67	By miscellanceous charges ...	4,534.21
To Donations ...	1,755.00	By Appliances ...	190.00
To interest allowed by the Bank on current account ...	155.00	By investment in 4 ¼ per cet. Bombay Municipal Corporation Debentures 1961 ...	79,400.00
To collection on account of Medical Certificates ...	849.00	By Balance in the Central Bank of India Ltd. Current account as on 31-3-1962 ...	25,578.27
To Miscellaneous receipts ...	238.67		
To Securities Redemption proceeds of ...	6,791.50		
To amount of interest accrued from time to time on securities ...	3,226.52		
Total ...	1,15,155.48	Total ...	1,15,155.48

Balance Sheet as on 31st March 1962.

Liabilities.	Amount.	Assets.	Amount.
	Rs. nP.		Rs. nP.
Fund account balance as on 31-3-1961 ...	80,250.93	Balance with the central Bank of India Ltd. Investment (at cost). ...	25,578.27
Fund account balance with the Superintendent, Kasturba Hospital, Arthur Road ...	150.00	(1) Govt. Securities at cost of the face value (of Rs. 67,300.00) ...	67,476.40
Fund account balance with the Haffkine Institute Deposit account	10.00	(2) 4 per cent. Bombay Municipal Debentures of 1952-64 (of the face value of Rs. 25,500.00) ...	24,926.25
Nurses' Welfare Fund, Kasturba Hospital for Infectious Diseases, Arthur Road, ...	377.00	(3) 4 per cent. Bombay Municipal Debentures of 1963 (of the face value of Rs. 10,000.00) ...	9,925.00
Servants' Welfare Fund ...	106.19	(4) 4 1/4 per cent. Bombay Municipal Debentures (of the face value of Rs. 80,000.00) ...	79,400.00
Govt. Securities (of the face value of Rs. 1,84,800.00)	1,83,727.65	(5) 3 per cent. Conversion loan 1946 (of the face value of Rs. 2,000.00) ...	2,000.00
		Balance account with—	
Total ...	2,64,621.77	(1) Medical Superintendent, Kasturba Hospital for Infectious Diseases, Arthur Roads Rs. 150.00 ...	...
		(2) Director, Haffkine Institute Rs. 10.00 ...	160.00
		(6) Excess Expenditure over Income during 1961-62	55,155.85
		Total ...	2,64,621.77

TABLE 67

Admissions, deaths and average number of patients during the year 1961, at the Kasturba Hospital for Infectious Diseases, Arthur Road, Bombay—11.

Months.	Small-pox.	Chicken-pox.	Measles.	Mumps.	Diphtheria	C. S. Fever.	Plague.	Influenza.	Erysipe-las.	Whooping Cough.	Enteric Fever.	B.—Dy-sentery.	A.—Dy-sentery.	Cholera.	Anterior Polio-myelitis.	Typhus Fever.	Infective Hepatitis	Other Diseases.	Total.	Dis-charged.	Deaths	Daily Average No. of Patients.
January ...	1540	239	18	5	260	...	...	...	...	1	74	...	...	...	...	...	7	1,398	3,542	3,170	372	1,058
February ...	1523	486	3	...	110	...	...	...	...	...	22	...	...	...	...	...	1	1,353	3,498	2,963	535	1,152
March ...	1002	269	9	1	70	1	...	...	...	...	45	...	...	...	...	...	1	1,441	2,839	2,366	473	899
April ...	378	36	10	2	44	...	...	...	...	...	65	...	...	...	...	...	3	1,369	1,907	1,718	189	563
May ...	117	28	6	1	61	...	...	...	...	1	95	...	...	...	1	...	8	1,610	1,928	1,820	108	481
June ...	50	6	13	2	100	...	...	...	...	4	37	...	...	...	7	...	43	1,249	1,511	1,456	55	387
July ...	18	1	13	...	128	...	...	...	...	4	92	...	...	...	17	...	90	1,578	1,941	1,890	51	434
August ...	6	...	16	4	104	...	...	...	...	8	78	...	...	...	21	...	82	1,571	1,890	1,854	36	451
September ...	...	...	18	11	94	...	...	...	...	...	72	...	...	...	9	...	61	1,203	1,468	1,432	36	411
October ...	...	14	22	6	173	...	...	...	...	3	51	...	...	...	16	...	23	1,253	1,561	1,529	32	439
November ...	...	9	60	9	199	...	...	...	...	1	43	...	...	...	5	...	41	1,141	1,508	1,476	32	405
December ...	...	1	79	7	289	...	...	...	...	1	79	...	...	...	1	...	23	1,000	1,480	1,442	38	408
Total ...	4,634	1,089	267	48	1,632	1	...	...	...	23	753	...	...	...	77	...	383	16,166	25,073	23,116	1,957	591

TABLE 68

Statement showing the admissions from 1958 to 1961 at the Kasturba Hospital for Infectious Diseases.

Year.	Small-pox.	Chicken-pox.	Measles.	Mumps.	C.S. Fever.	Diphtheria.	Influenza.	Whooping Cough.	Erysipelas.	Enteric Fever.	B. Dysentery.	A. Dysentery	Cholera.	Plague.	Typhus Fever.	Anterior Poliomyelitis	Infective Hepatitis	Other diseases	Total.	Deaths.	Discharged.	Daily Average No. of patients.
1958	3,020	1,112	497	344	15	4,615	320	120	...	3,305	3	...	1	...	1	67	594	10,857	23,871	1,258	22,613	640
1959	475	1,402	714	901	3	5,056	201	131	...	3,471	3	7	...	...	...	43	696	11,672	24,775	669	24,106	652
1960	2,885	1,429	689	366	2	5,674	...	123	...	3,786	...	...	1	...	...	195	1,077	16,315	32,542	1,347	31,195	817
1961	4,634	1,089	267	48	1	1,632	...	23	...	753	...	...	...	...	...	77	383	16,166	25,073	1,957	23,116	591

TABLE 69

Particulars regarding the patients treated at the Kasturba Hospital for Infectious Diseases, Bombay, during the year 1961.

Particulars.	Small-pox.	Chicken-pox.	Measles.	Mumps.	Diphtheria.	C.S. Fever.	Influenza.	Whooping Cough.	Enteric Fever.	B. Dysentery.	A. Dysentery.	Cholera.	Plague.	Erysipelas.	Typhus fever.	Anterior Poliomyelitis.	Infective Hepatitis	Other diseases.	Total.
Patients remaining on 31st December 1960 ...	387	16	...	11	146	...	...	6	87	...	...	...	...	...	...	1	16	334	1,004
Patients admitted from 1st January 1961 to 31st December 1961....	4,634	1,089	267	48	1,632	1	...	23	753	...	...	...	...	...	...	77	383	16,166	25,073
Total treated ...	5,021	1,105	267	59	1,778	1	...	29	840	...	...	...	...	...	...	78	399	16,500	26,077
Discharged ...	3,484	1,100	232	55	1,582	1	...	22	730	...	...	...	...	...	...	66	368	16,087	23,727
Died ...	1,537	4	23	2	117	...	...	7	77	...	...	...	...		...	12	24	154	1,957
Mortality rate % ...	33.17	0.36	8.6	4	7.16	...	...	30.43	10.2	...	...	...	..	...	...	15.58	6.26	0.95	7.8
Patients remaining on 31st December 1961.	...	1	12	2	79	...	...	...	33	...	...	...	...	...	...	...	7	259	393
Maximum No.of patients treated on one day.	1,243	on 13th	Feb.	1961.															

TABLE 70

BED ACCOMMODATION AT KASTURBA HOSPITAL FOR INFECTIOUS DISEASES, ARTHUR ROAD, BOMBAY-11.

Wards.	No. of beds.	REMARKS.
Nos. 1, 2 and 3 (19 beds each)	57	
No. 4 (25 beds)	...	Ear-marked for Laboratory.
Nos. 5 and 6 (25 beds)	50	
No. 7 (14 beds) ...	...	Lecture Hall.
No. 8 ..	14	
No. 9 ...	14	
No. 10 ...	7	Half portion is used for X-Ray.
Nos. 11 and 12 (14 beds each.)	28	
Nos. 13, 14, 15 and 16 (36 each.)	144	
No. 17 and 18 (50 beds each)		These wards are now closed as they are to be demolished being unfit for human habitation.
Total ..	314	Beds.

TABLE 71

DETAILS OF SMALL-POX CASES AND DEATHS DURING THE YEAR 1961.

Sr. No.	Classification	Admissions	Deaths	Recovered	Case Mortality rate
(1)	Haemorrhage ...	304	290	14	95.3%
(2)	Confluent ...	1,335	787	548	58.9%
(3)	Discrete ...	2,995	460	2,535	15.37%
	Total ...	4,634	1,537	3,097	33.17%

TABLE 72

SMALL-POX CASES TREATED IN THE KASTURBA HOSPITAL, ARTHUR ROAD, DURING THE YEAR 1961.
(AGE GROUPS)

Ages.	Vaccinated admissions.				Unvaccinated admissions.			
	Total.	Cured.	Deaths.	Mortality rate.	Total.	Cured.	Deaths.	Mortality rate.
0-6 months ...	58	28	30	51.7%	160	64	96	60.0%
7 months—1 year...	69	40	29	42.0%	171	69	102	59.6%
2 years ...	90	59	31	34.44%	189	102	87	46.0%
3 years. ...	67	47	20	29.8%	115	67	48	41.7%
4 years ...	70	44	26	37.1%	100	62	38	38.0%
5 years ...	68	48	20	29.4%	81	53	28	34.56%
6-10 years ...	138	108	30	21.7%	170	119	51	30.0%
11-15 years ...	144	109	35	23.6%	156	99	57	36.53%
16-20 years ...	395	301	94	23.7%	391	278	113	28.9%
21-25 years ...	500	386	114	29.5%	473	326	147	31.0%
26-30 years ...	270	181	89	32.0%	299	193	106	36.0%
31-35 years ...	113	87	26	23.0%	106	67	39	36.7%
36-40 years ...	63	49	14	22.2%	56	37	19	33.9%
41-50 years ...	39	27	12	30.7%	34	20	14	41.0%
51-60 years ...	19	10	9	47.0%	15	8	7	46.6%
61 and above ...	7	4	3	42.85%	8	5	3	37.5%
Grand Total ...	2,110	1,528	582	27.58%	2,524	1,569	955	37.8%

TABLE 73

CASES OF SMALL-POX ADMITTED IN THE KASTURBA HOSPITAL, ARTHUR ROAD AND CASE FATALITY RATE FROM 1948 TO 1961.

Year	Admissions	Deaths	Recovered	Case fatality rate	Case fatality rate excluding moribund cases which died in 48 hours.
1948 ...	531	130	401	24.4%	19.2%
1949 ...	1,695	446	1,249	29.3%	19.5%
1950 ...	815	203	612	26.4%	17.3%
1951 ...	1,276	282	994	24.6%	14.8%
1952 ...	394	97	297	21.0%	8.1%
1953 ...	730	152	578	2.22%	13.1%
1954 .	1,444	236	1,208	6.38%	10.6%
1955 ...	169	37	132	22.5%	13.6%
1956 ...	227	52	175	22.9%	16.7%
1957 ...	2,133	399	1,734	18.7%	12.1%
1958 ...	3,020	658	2,362	21.8%	14.5%
1959 ...	475	128	347	26.7%	18.0%
1960 ...	2,885	687	2,198	23.8%	16.0%
1961 ...	4,634	1,537	3,097	33.17%	21.0%

TABLE 74

DIPHTHERIA ADMISSIONS, ETC., IN THE KASTURBA HOSPITAL, ARTHUR ROAD, AND CASE FATALITY RATE FROM 1948 TO 1961.

Year	Admissions	Deaths	Recovered	Case fatality rate %	Case fatality rate excluding moribund cases which died in 48 hours %
1948 ...	418	93	325	22.2	3.1
1949 ...	389	90	299	23.1	2.5
1950 ...	384	70	314	18.2	1.8
1951 ...	569	91	478	15.9	3.3
1952 ...	756	100	656	13.2	2.4
1953 ...	1470	111	1359	7.5	1.5
1954 ...	2588	150	2438	5.8	1.2
1955 ...	3565	182	3363	5.1	1.3
1956 ...	3418	128	3290	3.8	1.2
1957 ...	3744	99	3,645	2.6	0.7
1958 ...	4615	144	4471	3.1	0.8
1959 ...	5056	120	4936	2.3	0.7
1960 ...	5,674	159	5,515	2.8	0.9
1961 ...	1,632	117	1,515	7.16	2.8

TABLE 75

INCIDENCE BY LOCALITY OF DIPHTHERIA AND ENTERIC FEVER CASES ADMITTED IN THE KASTURBA HOSPITAL, DURING THE YEAR 1961.

Locality.	Fort	Kalbadevi & Dhobi Talao	Girgaum	Bhendi Bazar	Dongri	Mazgaon	Byculla	Tardeo	Worli	Parel, Lalbaug & Sewri	Dadar	Matunga, Mahim & Sion	Suburbs H	K	L-M	N	P	T	R	Imported	Total.
Diphtheria.																					
Cured ...	64	134	109	76	41	24	179	22	49	186	125	102	102	66	72	30	25	29	30	50	1,515
Died ...	3	5	6	5	2	2	13	2	2	20	10	8	11	3	4	4	2	4	4	7	117
Total ...	67	139	115	81	43	26	192	24	51	206	135	110	113	69	76	34	27	33	34	57	1,632
Enteric Fever.																					
Cured ...	20	68	69	11	18	15	78	5	40	120	48	39	30	40	21	21	13	12	2	6	676
Died ...	2	7	8	4	2	5	9	1	2	17	5	4	3	2	2	2	...	1	1	...	77
Total ...	22	75	77	15	20	20	87	6	42	137	53	43	33	42	23	23	13	13	3	6	753

TABLE 76

INCIDENCE BY AGES OF DIPHTHERIA CASES ADMITTED IN THE KASTURBA HOSPITAL, DURING THE YEAR 1961.

Age in Years	0— 1		2— 5		6— 10		11— & onwards.		Total.	
	Cured	Died	C.	D.	C.	D.	C.	D.	C.	D.
Male ...	75	29	265	42	194	10	225	2	759	83
Female ...	47	11	227	18	199	4	283	1	756	34
Total ...	122	40	492	60	393	14	508	3	1515	117

TABLE 77

SUMMARY OF DIPHTHERIA CASES ADMITTED AND TREATED DURING THE YEAR 1961 :—

Serial No.	Variety.	Admissions.	Deaths.	Case fatality rate per cent.	Case fatality rate excluding moribund case per cent.
1	Tonsillar ...	1,186	78	6.6	3.2
2	Laryngeal ...	42	10	23.8	4.7
3	Nasal ...	173	...	...	...
4	Pharynx ...	27	...	...	...
5	Tongue ...	5	...	...	...
6	Tonsillar-Laryngeal ...	50	15	30.0	14.0
7	Tonsillar-Pharngeal ...	27	...	...	...
8	Nasal-Laryngeal ...	2	...	...	...
9	Tonsillar-Nasal ...	8	...	...	...
10	Tonsillar-Uvular ...	43	6	13.9	9.3
11	Uvula; ...	40	...	...	...
12	Nasal-Pharyngeal ...	2	...	...	...
13	Tonsillar-Pharyngeal—Nasal ...	2	...	...	...
14	Tonsillar-Uvula-Laryngeal ...	11	...	...	...
15	Tonsillar-Uvula-Palate ...	2	2	100.00	...
16	Conjunctival ...	1	...	...	...
17	Tonsillar-Palate-Lips ...	1	1	100.00	...
18	Tonsillar-Uvula-Tongue ...	1	...	...	...
19	Tonsillar-Laryngeal-Pharynx ...	1	1	100.00	...
20	Tonsillar-Uvula-Pharynx-Tongue and Spot-patch ...	1	...	...	...
21	Nasal-Haemorrhagic ...	2	2	100.00	...
22	No Patch ...	3	...	...	...
23	Tongue-Palate ...	2	2	100.00	...

TABLE 78

SYMPTOMS AND COMPLICATIONS IN THE CASES OF ENTERIC FEVER, ADMITTED IN THE KASTURBA HOSPITAL, ARTHUR ROAD, DURING THE YEAR 1961.

Symptoms and complications.	No. of cases of Enteric Fever.	Percentage of the total number of Enteric Fever cases admitted.	No. of cases recovered.	No. of cases died.	Fatality rate.
Toxaemia ...	135	17.9%	75	60	44.4%
Broncho-Pneumonia ...	39	5.17%	32	7	17.9%
Meningismus ...	4	0.53%	4	...	...
Relapse ...	12	1.6%	12	...	...
Diarrhoea ...	117	15.5%	111	6	5.1%
Haemorrhage ...	19	2.52%	6	13	68.4%
Circulatory Failure ...	11	1.46%	2	9	81.8%

TABLE 79

ENTERIC FEVER : CASES AND FATALITY RATE. 1948 TO 1961.

Year.	Admissions.	Deaths.	Recovered.	Case fatality rate.	Case fatality rate excluding moribund cases.
1948 ...	2,486	440	2,046	17.6%	11.8%
1949 ..	3,065	455	2,610	14.8%	11.2%
1950 ..	1,208	197	1,011	16.3%	12.2%
1951 ..	1,153	128	1,025	11.1%	8.0%
1952 ..	1,554	250	1,304	16.0%	12.2%
1953 ..	2,056	205	1,851	10.0%	7.2%
1954 ...	2,387	143	2,244	4.9%	3.3%
1955 ..	2,191	122	2,069	5.6%	3.4%
1956 ..	2,492	158	2,334	6.3%	3.9%
1957 ..	3,048	185	2,863	6.0%	3.9%
1958 ..	3,305	172	3,133	5.2%	3.05%
1959 ...	3,471	137	3,334	3.9%	2.5%
1960 ...	3,786	135	3,651	3.5%	1.9%
1961 ...	753	77	676	10.2%	6.4%

TABLE 80

INCIDENCE BY AGES OF ENTERIC FEVER CASES ADMITTED IN THE KASTURBA HOSPITAL, ARTHUR ROAD, DURING THE YEAR 1961.

Age in years.	0 — 10		11 — 20		21 — 30		31 — 40		41 — 50		51 & above		Total.	
	Cured	Died	C.	D.	C.	D.	C.	D.	C.	D.	C.	D.	C.	D.
Male ...	38	5	168	17	142	21	47	4	20	2	2	2	417	51
Female ...	32	5	54	13	144	6	19	...	7	...	3	2	259	26
Total ...	70	10	222	30	286	27	66	4	27	2	5	4	676	77

TABLE 81

NUMBER OF MATERIALS EXAMINED AT THE CLINICAL LABORATORY AT THE KASTURBA HOSPITAL, ARTHUR ROAD, DURING THE YEAR 1961.

A.—Investigations—		
(*I*) *Pathological—*		
(1) Routine examination of urine	...	1,042
(2) Examination of Blood—		
(*a*) Cytological examination	...	1,650
(*b*) Grouping and matching of blood for transfusion	...	574
(3) Examination of Faeces	...	322
(4) Examination of sputum	...	8
(5) Examination of Puncture Fluid—		
(*a*) Cerebro-Spinal-Fluid	...	294
(*b*) Pleural fluid	...	...
(6) Bone Marrow Bropsy	...	1
(*II*) *Bacteriological—*		
(1) Blood—		
(*a*) Whole Blood	...	10
(*b*) Clot culture	...	2,683
(*c*) Serological examination—		
(*i*) Widal Reaction	...	14,570
(*ii*) Kahn Test	...	97
(*iii*) Weil Felix	...	26
(*if*) Sedimentation rate	...	5
(*f*) Bleeding and clotting time	...	10
(2) Cultural examination—		
(*a*) Throat swab	...	6,585
(*b*) Nasal Swab	...	477
(*c*) Tongue swab	...	6
(*d*) Mouth Swab	...	2
(*e*) Lip swab	...	4
(*f*) Vulval swab	...	1
(*g*) Pharyngeal swab	...	1
(*h*) Eye swab	...	1
(*i*) Ear Swab	...	2
(*j*) Vaginal swab	...	1
(*k*) Rectal swab	...	955
(*l*) Stool culture	...	123
(3) Examination for the presence of Micro-organisms—		
(*a*) Throat swab	...	25,606
(*b*) Nasal swab	...	2,170
(*c*) Tongue swab	...	33
(*d*) Mouth swab	...	2
(*e*) Lip swab	...	21
(*f*) Vulval swab	...	4
(*g*) Pharyngeal swab	...	4
(*h*) Eye Swab	...	8
(*i*) Ear swab	...	7
(*j*) Vaginal swab	...	2
(*k*) Rectal swab	...	2,538
(*l*) Urethral swab	...	1
(*III*) *Biochemical—*		
(1) Cerebro-spinal-Fluid—		
(*a*) Chlorides	...	294
(2)Blood :—		
(*a*) Van-Den-Bergh's Test	...	1,178
(*b*) Icterus Index	...	1,178
		62,496
B.—Injectable Materials Prepared—		
(1) Normal Saline		*Nil.*
(2) Hypertonic saline	...	*Nil.*
(3) Sterile distilled water for dissolving Penicillin, Glucose, etc.	...	500 bottles (1×500 c.c.)
C.—Blood Transfusions—	...	431

TABLE 82

AVERAGE WEEKLY COST PER PATIENT ADMITTED AT THE KASTURBA HOSPITAL FOR INFECTIOUS DISEASES, ARTHUR ROAD, BOMBAY 11.

(Excluding establishment charges).

Particulars.	1958.	1959.	1960.	1961.
	Rs.	Rs.	Rs.	Rs.
Drugs, dressings, & Disinfectants	14.00	16.16	14.55	15.33
Diet	10.85	11.77	11.86	12.67
Clothing	1.17	1.77	2.14	00.63
Stores	0.79	1.58	1.28	01.40
Total per patient per week ...	26.81	31.28	29.83	30.03
Total No. of patients treated.	23,871	24,775	32,542	25,073,

TABLE 83

TOTAL COST PER PATIENT PER DAY AT THE KASTURBA HOSPITAL FOR INFECTIOUS DISEASES, ARTHUR ROAD, BOMBAY 11.

(INCLUDING ESTABLISHMENT CHARGES).

Particulars.	Amount.
	Rs.
Diet	1.81
Stores and linen	0.29
Drugs, dressings, disinfectants, etc, ...	2.19
Lighting, Miscellaneous etc.	0.44
Repairs	0.03
Establishment	4.68
Total ...	9.44

TABLE 84

Chemical analysis of Bombay water samples

(1961)

mgm/Litre.

Sources.	January.		February.		March.		April.		May.		June.		July.		August.		September.		October.		November.		December	
	I	II	I	II	I	II	I	II	I	II	I	II	I	II	I	II	I	II	I	II	I	II	I	II
1 *Water from the Tansa Lake:—*																								
Total Solids	73.0	79.0	Sample not received.	90.0	92.0	90.0	90.0	92.0	92.0	92.0	98.0	77.0	97.0	84.0	99.0	86.0	80.0	78.0	76.0	85.0	86.0	80.0	70.0	86.0
Chlorides (*Cl*)	6.0	6.5		6.0	7.0	7.0	7.0	7.0	7.0	8.5	8.0	8.0	7.5	7.0	7.5	7.0	7.0	7.0	7.0	7.0	7.0	6.5	6.5	6.0
Free Ammonia	*Nil*	*Nil*		0.04	*Nil.*	*Nil.*	0.01	0.01	*Nil.*	0.04	0.01	0.02	0.08	0.04	*Nil.*	0.04	*Nil.*	0.04	*Nil.*	0.08	*Nil.*	0.03	0.04	0.04
Albuminoid Ammonia	0.10	0.09		0.09	0.09	0.12	0.12	0.09	0.08	0.18	0.20	0.16	0.09	0.10	0.06	0.08	0.10	0.08	0.09	0.11	0.06	0.13	0.08	0.12
Oxygen Absorbed at 80°F. (Tidy's Process)...	0.36	0.40		0.48	0.30	0.10	1.29	0.39	0.66	0.48	0.84	0.59	0.55	0.95	1.09	0.62	0.85	0.55	0.24	0.45	0.68	0.94	0.71	0.59
2 *Water from the Vehar Lake:—*																								
Total Solids	86.0	99.0	93.0	90.0	83.0	94.0	95.0	80.0	96.0	84.0	100.0	101.0	72.0	91.0	88.0	81.0	88.0	86.0	75.0	85.0	80.0	80.0	69.0	77.0
Chlorides (*Cl*)	11.0	11.5	10.0	12.0	11.5	12.0	12.0	13.5	12.5	13.0	14.0	12.0	12.0	11.5	11.0	10.5	11.0	10.0	11.0	10.5	11.0	11.0	11.5	10.5
Free Ammonia	*Nil*	0.01	0.02	0.01	*Nil*	*Nil*	0.01	0.08	*Nil.*	0.08	0.01	0.01	*Nil.*	0.01	0.04	0.01	*Nil.*	*Nil.*	*Nil.*	*Nil.*	*Nil.*	0.01	0.02	*Nil.*
Albuminoid Ammonia	0.11	0.21	0.10	0.09	0.10	0.14	0.12	0.20	0.14	0.24	0.32	0.11	0.10	0.10	0.09	0.09	0.10	0.08	0.09	0.10	0.07	0.18	0.12	0.16
Oxygen Absorbed at 80°F. (Tidy's Process)...	0.27	0.70	0.60	0.48	0.50	0.30	0.33	0.78	0.66	1.32	1.64	0.84	0.66	1.0	0.74	0.75	0.85	0.59	0.59	0.67	0.79	0.78	0.90	0.57
3. *Water from the Tulsi Lake :—*																								
Total Solids	85.0	78.0	88.0	80.0	76.0	102.0	86.0	96.0	90.0	93.0	101.0	88.0	69.0	96.0	95.0	90.0	87.0	83.0	71.0	81.0	81.0	80.0	68.0	88.0
Chlorides (*Cl*)	11.0	11.5	11.0	11.5	12.0	12.0	11.5	11.5	12.5	12.0	12.0	12.0	12.0	12.0	10.5	10.5	11.0	11.0	10.5	11.5	11.0	11.0	11.0	11.0
Free Ammonia	0.04	0.02	0.01	0.02	0.01	*Nil.*	0.04	0.01	0.01	*Nil*	0.04	0.02	0.04	0.01	*Nil.*	0.04	0.01	*Nil.*	*Nil.*	0.16	*Nil.*	0.03	0.04	*Nil.*
Albuminoid Ammonia.	0.11	0.22	0.12	0.12	0.12	0.14	0.16	0.14	0.24	0.18	0.10	0.28	0.13	0.11	0.10	0.07	0.04	0.10	0.12	0.15	0.06	0.16	0.15	0.28
Oxygen Absorbed at 80°F. (Tidy's Process)...	0.55	0.70	1.0	0.97	0.90	0.50	0.75	0.65	1.0	0.60	0.42	1.31	1.21	0.95	0.74	0.75	0.73	0.59	0.35	0.45	0.90	0.78	0.87	0.90
4. *Water from the Supply made to 'A' Ward Area:—*																								
Total Solids	75.0	80.0	85.0	80.0	80.0	85.0	85.0	85.0	85.0	85.0	90.0	80.0	80.0	85.0	85.0	85.0	80.0	80.0	75.0	80.0	80.0	75.0	65.0	80.0
Chlorides (*Cl*)	8.0	8.0	7.5	8.0	9.0	8.0	8.5	8.5	7.0	8.0	8.5	8.5	8.0	9.5	9.0	9.0	9.5	9.0	9.0	9.0	12.5	8.5	9.0	8.0
Free Ammonia	0.16	*Nil.*	0.02	0.12	*Nil.*	0.01	*Nil*	0.01	*Nil*	0.16	0.01	*Nil.*	*Nil.*	*Nil.*	*Nil.*	*Nil.*	*Nil.*	*Nil.*	*Nil.*	*Nil.*	*Nil.*	*Nil.*	*Nil.*	*Nil.*
Albuminoid Ammonia	0.14	0.09	0.10	0.10	0.08	0.08	0.09	0.04	0.06	0.18	0.09	0.09	0.06	0.09	0.06	0.04	0.03	0.05	0.07	0.09	0.04	0.07	0.04	0.06
Oxygen Absorbed at 80°F. (Tidy's Process)...	0.09	0.3	0.20	0.47	0.10	0.10	0.08	0.78	0.55	0.54	0.23	0.59	0.66	0.30	0.23	0.13	0.80	0.11	0.24	0.22	0.45	0.22	0.24	0.11
5. *Water from the Supply made to 'B' Ward Area:—*																								
Total Solids	75.0	80.0	85.0	80.0	80.0	85.0	90.0	85.0	85.0	85.0	85.0	80.0	80.0	85.0	85.0	85.0	80.0	80.0	75.0	80.0	80.0	75.0	65.0	80.0
Chlorides (*Cl*)	8.0	7.5	7.0	8.0	8.0	8.0	10.0	10.0	8.5	8.0	9.0	8.0	8.0	10.0	9.0	9.0	9.5	9.0	10.0	9.0	9.5	8.5	9.0	9.0
Free Ammonia	0.14	0.04	*Nil.*	*Nil.*	*Nil.*	*Nil.*	0.40	*Nil.*	*Nil.*	0.14	0.01	0.01	*Nil.*	0.01	*Nil.*	*Nil.*	*Nil.*	*Nil.*	0.16	*Nil.*	*Nil*	*Nil.*	*Nil.*	*Nil.*
Albuminoid Ammonia	0.10	0.09	0.09	0.10	0.06	0.08	0.28	0.06	0.04	0.10	0.11	0.09	0.06	0.09	0.07	0.04	0.04	0.04	0.12	0.06	0.06	0.08	0.05	0.06
Oxygen absorbed at 80°F. (Tidy's Process)...	0.09	0.30	0.80	0.38	0.10	0.10	0.50	0.39	0.33	0.85	0.35	0.19	0.44	0.50	0.15	0. 3	0.12	0.22	0.24	0.11	0.34	0.11	0.12	0.11

TABLE 84—(*Contd.*)

Sources.	January.		February		March.		April.		May.		June.		July.		August.		September.		October.		November.		December.	
	I	II	I	I	I	II	I	II	I	II	I	II	I	II	I	II	I	II	I	II	I	II	I	II
6. *Water from the supply made to 'C' ward Area:—*																								
Total Solids	75.0	80.0	85.0	80.0	80.0	85.0	85.0	85.0	85.0	85.0	85.0	85.0	80.0	85.0	85.0	85.0	80.0	80.0	75.0	85.0	80.0	75.0	65.0	80.0
Chlorides (*Cl*)	8.5	8.0	7.5	7.5	9.0	8.0	8.5	8.5	9.5	8.0	8.0	9.0	9.0	10.5	9.5	8.5	8.5	8.5	8.0	10.0	10.5	9.0	9.0	7.5
Free Ammonia	0.11	*Nil.*	*Nil.*	0.05	*Nil.*	*Nil.*	*Nil.*	0.01	*Nil.*	0.05	*Nil.*	*Nil.*	*Nil.*	*Nil.*	*Nil.*	0.08	*Nil.*	*Nil.*	*Nil.*	*Nil.*	0.08	*Nil.*	*Nil.*	*Nil.*
Albuminoid Ammonia	0.05	0.09	0.07	0.09	0.09	0.07	0.08	0.06	0.10	0.09	0.09	0.09	0.09	0.09	0.07	0.04	0.04	0.04	0.04	0.06	0.07	0.09	0.04	0.06
Oxygen Absorbed at 80°F. (Tidy's Process)...	0.09	0.20	0.20	0.28	1.0	0.10	0.17	0.26	0.22	0.63	0.35	0.95	0.33	0.16	0.08	0.25	0.37	0.22	0.24	0.22	0.90	0.11	0.48	0.11
7. *Water from the supply made to 'D' ward Area:—*																								
Total Solids	75.0	80.0	85.0	80.0	80.0	85.0	85.0	85.0	85.0	85.0	85.0	80.0	80.0	85.0	85.0	85.0	85.0	80.0	75.0	80.0	80.0	75.0	65.0	80.0
Chlorides (*Cl*)	8.0	8.0	7.5	8.0	8.0	8.0	8.0	9.5	8.0	8.0	8.5	8.5	7.5	10.5	9.0	9.5	11.5	8.5	8.5	8.5	8.5	8.0	8.5	7.5
Free Ammonia	0.12	*Nil.*	*Nil.*	0.08	0.01	*Nil.*	0.02	*Nil.*	0.04	*Nil.*	0.04	0.01	*Nil.*	*Nil.*	*Nil.*	*Nil.*	*Nil.*	*Nil.*	*Nil.*	*Nil*	*Nil.*	*Nil.*	0.10	*Nil.*
Albuminoid Ammonia	0.06	0.09	0.08	0.08	0.10	0.09	0.06	0.09	0.14	0.08	0.09	0.09	0.10	0.10	0.07	0.04	0.04	0 04	0.04	0.06	0.06	0.08	0.07	0.05
Oxygen Absorbed at 80°F. (Tidy's Process)...	0.09	0.10	0.10	0.38	0.40	0.10	0.25	0.13	0.44	0.63	0.35	0.28	0.55	0.08	0.23	0.13	0.24	0.11	0.12	0.22	0.34	0.22	0.36	0.11
8. *Water from the supply made to 'E' ward Area—*																								
Total Solids	75.0	80.0	85.0	80.0	80.0	85.0	85.0	85.0	90.0	85.0	85.0	85.0	80.0	85.0	85.0	85.0	80.0	80.0	75.0	80.0	80.0	75.0	65.0	80.0
Chlorides (*Cl*)	7.0	8.0	7.5	8.5	10.0	8.0	8.5	9.0	11.5	8.0	8.5	9.0	9.0	10.5	9.5	10.0	10.0	9.0	9.5	9.5	9.0	8.5	7.5	8.5
Free Ammonia	*Nil.*	0.04	*Nil.*	*Nil.*	*Nil*	*Nil.*	0.01	0.08	*Nil.*	*Nil.*	*Nil.*	0.01	*Nil.*	*Nil.*	*Nil.*	*Nil*	*Nil.*	*Nil.*	*Nil*	*Nil.*	0.02	*Nil.*	*Nil.*	*Nil.*
Albuminoid Ammonia	0.09	0.10	0.05	0.06	0.08	0.05	0.05	0.09	0.12	0.08	0.10	0.09	0.10	0.09	0.05	0.04	0.01	0.04	0.04	0.09	0.04	0.07	0.06	0.04
Oxygen Absorbed at 80°F. (Tidy's Process)...	0.09	0.10	0.10	0.38	0.10	0.10	0.08	0.26	0.33	0.09	0.35	0.28	0.77	0.08	0.62	0.13	0.75	0.11	0.12	0.22	0.34	0.11	0.36	0.11
9. *Water from the supply made to 'F' ward Area:—*																								
Total Solids	75.0	85.0	85.0	85.0	85.0	85.0	90.0	85.0	85.0	85.0	90.0	85.0	80.0	90.0	85.0	90.0	85.0	85.0	75.0	85.0	80.0	80.0	65.0	80.0
Chlorides (*Cl*)	7.5	11.5	8.0	10.0	13.0	8.0	12.0	7.0	7.5	8.0	11.5	8.5	8.5	12.5	8.0	11.5	12.5	11.5	11.5	9.5	9.0	11.5	9.0	7.0
Free Ammonia	*Nil.*	0.01	*Nil.*	*Nil.*	*Nil.*	0.12	*Nil.*	0.04	*Nil.*	*Nil.*	0.01	0.01	*Nil.*	*Nil.*	*Nil.*	*Nil*	*Nil.*	*Nil.*	*Nil.*	*Nil.*	*Nil.*	*Nil.*	*Nil.*	*Nil*
Albuminoid Ammonia	0.08	0.11	0.01	0.06	0.15	0.08	0.09	0.09	0.18	0.08	0.12	0.10	0.05	0.10	0.05	0.08	0.03	0.05	0.05	0.06	0.04	0.08	0.05	0.09
Oxygen Absorbed at 80°F. (Tidy's Process)...	0.09	0.10	0.10	0.09	0.30	0.20	0.33	0.26	0.33	0.18	0.47	0.28	0.77	0.08	0.39	0.13	0.85	0.11	0.24	0.11	0.22	0.22	0.24	0.34
10. *Water from the supply made to 'G' ward Area:—*																								
Total Solids	75.0	85.0	85.0	80.0	85.0	85.0	85.0	85.0	85.0	85.0	85.0	80.0	80.0	85.0	85.0	85.0	85.0	80.0	75.0	80.0	80.0	75.0	65.0	80.0
Chlorides (*Cl*)	7.5	10.0	7.0	7.5	13.0	7.5	8.0	9.0	8.0	8.0	7.5	8.0	7.5	11.0	8.5	9.0	12.0	8.0	7.5	9.0	8.5	8.5	8.0	7.0
Free Ammonia	0.02	*Nil.*	0.01	*Nil.*	*Nil.*	*Nil.*	0.02	*Nil.*	*Nil.*	*Nil.*	*Nil.*	0.04	*Nil.*	*Nil.*	*Nil.*	*Nil*	0.04	*Nil.*	*Nil.*	*Nil.*	*Nil.*	*Nil.*	*Nil.*	*Nil.*
Albuminoid Ammonia	0.10	0.08	0.09	0.10	0.15	0.07	0.08	0.09	0.18	0.07	0.11	0.10	0.08	0.05	0.08	0.05	0.9	0.05	0.04	0.04	0.04	0.09	0.06	0.12
Oxygen Absorbed at 80°F (Tidy's Process) ...	0.21	0.10	0.20	0.19	0.40	0.10	0.08	0.39	0.33	0.54	0.35	0.47	0.88	0.08	0.23	0.25	0.37	0.22	0.24	0.23	0.22	0.22	0.36	0.11

TABLE 84—(*Contd.*)

Sources.	January. I	January. II	February. I	February. II	March. I	March. II	April. I	April. II	May. I	May. II	June. I	June. II	July I	July II	August. I	August. II	September. I	September. II	October. I	October. II	November. I	November. II	December. I	December. II
11. *Water from the Supply made to 'H' Ward Area*																								
Total Solids	75.0	80.0	80.0	80.0	80.0	85.0	85.0	80.0	85.0	85.0	85.0	80.0	80.0	85.0	85.0	85.0	80.0	80.0	75.0	80.0	80.0	75.0	65.0	80.0
Chlorides (*Cl*)	7.5	6.0	6.5	7.0	7.5	8.0	7.5	7.0	8.0	8.0	7.5	8.0	7.5	9.5	9.0	8.5	9.0	8.5	8.5	8.5	8.5	8.0	8.0	7.0
Free Ammonia	*Nil.*	*Nil.*	*Ni*	*Nil.*	*Nil.*	*Nil*	*Nil.*	*Nil.*	0.02	*Nil.*	*Nil.*	0.01	*Nil.*	0.01	*Nil.*	*Nil.*	*Nil.*	*Nil*	*Nil.*	*Nil.*	*Nil*	*Nil.*	*Nil.*	*Nil.*
Albuminoid Ammonia	0.07	0.08	0.09	0.09	0.09	0.07	0.09	0.09	0.08	0.06	0.09	0.06	0.04	0.09	0.09	0.04	0.06	0.06	0.10	0.04	0.05	0.09	0.05	0.05
Oxygen Absorbed at 80°F (Tidy's Process)	0.11	0.10	0.10	0.56	0.30	0.10	0.08	0.26	0.11	0.09	0.35	0.19	0.90	0.08	0.52	0.50	0.49	0.11	0.12	0.23	0.22	0.11	0.36	0.34
12. *Water from the Supply made to 'K' Ward Area*																								
Total Solids	75.0	80.0	85.0	80.0	80.0	85.0	95.0	80.0	85.0	85.0	90.0	80.0	80.0	85.0	85.0	85.0	80.0	80.0	80.0	80.0	80.0	75.0	70.0	80.0
Chlorides (*Cl*)	7.5	7.0	7.0	7.0	7.0	7.0	14.0	8.0	9.0	7.0	14.5	7.0	8.5	9.0	9.0	8.5	8.5	8.0	12.5	9.0	8.0	8.0	12.0	7.5
Free Ammonia	*Nil*	*Nil.*	*Nil.*	*Nil.*	*Nil.*	*Nil.*	0.01	*Nil.*	0.01	*Nil.*	0.04	*Nil.*	*Nil.*	*Nil.*	*Nil.*	*Nil.*	*Nil.*	*Nil*	*Nil.*	*Nil.*	*Nil.*	*Nil.*	*Nil.*	*Nil.*
Albuminoid Ammonia	0.08	0.09	0.06	0.08	0.09	0.05	0.06	0.09	0.08	0.06	0.09	0.06	0.05	0.09	0.09	0.05	0.05	0.09	0.04	0.04	0.03	0.10	0.06	0.08
Oxygen absorbed at 80°F (Tidy's Process)	0.11	0.40	0.10	0.19	0.30	0.10	0.17	0.26	0.33	0.27	0.47	0.28	0.90	0.08	0.37	0.13	0.24	0.11	0.12	0.25	0.22	0.22	0.36	0.23
13. *Water from the Supply made to 'L' Ward Area*																								
Total Solids	85.0	90.0	90.0	85.0	80.0	90.0	90.0	85.0	90.0	100.0	95.0	85.0	85.0	90.0	90.0	90.0	85.0	80.0	80.0	85.0	85.0	80.0	70.0	85.0
Chlorides (*Cl*)	12.5	13.0	11.5	9.5	8.0	13.0	11.5	7.0	13.0	12.5	12.5	12.5	12.0	13.0	12.0	11.5	11.5	8.0	11.5	11.5	12.0	12.0	11.5	12.0
Free Ammonia	0.01	0.01	*Nil.*	*Nil.*	*Nil.*	0.01	0.01	0.04	0.05	*Nil.*	0.05	0.01	0.04	0.04	0.01	*Nil.*	*Nil.*	*Nil.*	*Nil.*	*Nil.*	*Nil.*	*Nil.*	*Nil.*	*Nil.*
Albuminoid Ammonia	0.16	0.13	0.09	0.08	0.06	0.09	0.09	0.09	0.17	0.10	0.10	0.10	0.06	0.12	0.08	0.10	0.09	0.04	0.14	0.0	0.09	0.10	0.08	0.09
Oxygen absorbed at 80°F (Tidy's Process)	0.52	0.50	0.10	0.09	0.60	0.10	0.17	0.52	0.66	1.80	0.59	0.59	0.88	0.16	0.25	0.38	0.49	0.44	0.47	0.44	0.45	0.33	0.48	0.34
14. *Water from the Supply made to 'M' Ward Area*																								
Total Solids	85.0	90.0	90.0	80.0	85.0	90.0	85.0	90.0	90.0	90.0	95.0	90.0	90.0	90.0	90.0	90.0	85.0	85.0	75.0	85.0	85.0	80.0	70.0	85.0
Chlorides (*Cl*)	12.0	12.0	12.0	7.5	12.0	12.5	9.0	13.5	14.0	13.0	13.0	13.5	12.0	13.0	12.0	11.5	12.0	11.0	8.5	12.0	12.0	11.5	12.0	11.5
Free Ammonia	0.04	*Nil.*	0.04	0.16	0.01	*Nil.*	*Nil.*	*Nil.*	0.06	*Nil.*	0.04	*Nil.*	*Nil.*	*Nil.*	0.04	0.08	*Nil.*	0.01	*Nil.*	0.01	0.01	*Nil.*	*Nil.*	*Nil.*
Albuminoid Ammonia	0.09	0.10	0.10	0.09	0.12	0.09	0.03	0.09	0.18	0.09	0.12	0.10	0.07	0.10	0.09	0.09	0.06	0.04	0.06	0.04	0.09	0.10	0.11	0.06
Oxygen absorbed at 80°F (Tidy's Process)	0.31	0.20	0.50	0.28	0.30	0.30	0.08	0.13	0.66	0.72	0.82	0.78	0.90	0.08	0.48	0.75	0.12	0.33	0.12	0.44	0.56	0.56	0.48	0.45
15. *Water from the Supply made to 'N' Ward Area*																								
Total Solids	75.0	90.0	85.0	80.0	80.0	90.0	90.0	85.0	90.0	85.0	85.0	80.0	80.0	85.0	85.0	85.0	80.0	80.0	75.0	80.0	85.0	80.0	70.0	80.0
Chlorides (*Cl*)	8.5	10.0	7.0	7.0	7.5	9.0	12.0	7.5	14.5	7.5	8.0	7.0	8.5	9.5	9.0	8.5	8.5	7.5	11.0	9.0	12.0	11.5	11.0	8.5
Free Ammonia	0.26	0.01	*Nil.*	0.01	0.12	*Nil.*	*Nil.*	*Nil.*	0.01	0.12	*Nil.*	0.01	*Nil.*	*Nil.*	*Nil.*	0.04	0.08	*Nil.*	0.01	*Nil.*	*Nil*	*Nil.*	*Nil.*	*Nil.*
Albuminoid Ammonia	0.09	0.09	0.09	0.11	0.10	0.08	0.12	0.09	0.16	0.17	0.10	0.09	0.06	0.09	0.06	0.04	0.06	0.02	0.04	0.04	0.05	0.11	0.10	0.06
Oxygen absorbed at 80°F (Tidy's Process)	0.21	0.40	0.10	0.38	0.50	0.10	0.08	0.13	0.66	0.27	0.59	0.39	0.66	0.08	0.12	0.25	0.49	0.33	0.24	0.23	0.56	0.33	0.48	0.11
16. *Water from the Vaitarna lakes—*																								
Total Solids	...	...	...	...	...	...	...	...	...	...	...	...	...	...	...	...	95.0	90.0	91.0	89.0	76.0	75.0	65.0	78.0
Chlorides (*Cl*)	...	...	...	...	...	...	...	...	...	...	...	...	...	...	...	...	6.5	6.0	6.0	6.5	7.0	6.0	6.5	6.0
Free Ammonia	...	...	...	...	...	...	...	...	...	...	...	...	...	...	...	...	*Nil.*	*Nil.*	*Nil.*	*Nil.*	*Nil.*	0.01	*Nil.*	0.04
Albuminoid Ammonia	...	...	...	...	...	...	...	...	...	...	...	...	...	...	...	...	0.06	0.02	0.06	0.09	0.02	0.06	*Nil.*	0.11
Oxygen absorbed at 80oF. (Tidy's Process)	...	...	...	...	...	...	...	...	...	...	...	...	...	...	...	...	0.61	0.66	0.58	0.34	0.34	0.67	0.36	0.59

TABLE 85

Bacteriological Analysis of Bombay Water samples (corresponding to the points referred to in Table 84 for Chemical Examination) 1961. Lacrose Fermenters Most probable number in 100 ml. of Water (M.P.N. Index)

Source.	January.		February.		March.		April.		May.		June.		July.		August.		September.		October.		November.		December.	
	I	II	I	II	I	II	I	II	I	II	I	II	I	II	I	II	I	II	I	II	I	II	I	II
Water from the supply made to 'A' ward area ...	0	0	0	0	0	0	0	0	0	0	0	0	0	240	0	0	0	0	0	0	0	0	0	0
Water from the supply made to 'B' ward area ...	0	160	0	0	0	0	240	0	0	0	0	0	0	16	0	0	0	0	240	160	0	0	0	0
Water from the supply made to 'C' ward area ...	0	0	0	0	0	0	0	0	0	0	0	0	16	0	0	0	0	0	0	0	0	0	0	0
Water from the supply made to 'D' ward area ...	0	0	0	0	0	0	0	0	0	0	0	0	0	0	0	0	0	0	0	0	0	0	0	0
Water from the supply made to 'E' ward area ...	0	0	0	0	240	0	0	0	0	0	0	0	0	0	0	0	0	0	0	0	0	0	0	0
Water from the supply made to 'F' ward area ...	0	0	0	0	0	0	0	0	16	0	0	0	0	0	0	0	0	0	0	0	0	0	0	0
Water from the supply made to 'G' ward area ...	0	0	0	0	0	0	0	0	0	0	0	0	0	0	0	0	0	0	0	0	0	0	0	0
Water from the supply made to 'H' ward area ...	0	0	0	0	0	160	0	0	0	160	0	0	0	16	0	0	0	0	0	0	0	0	0	0
Water from the supply made to 'K' ward area ...	0	16	0	0	0	0	0	0	0	0	0	0	16	0	0	0	0	0	0	0	0	0	0	0
Water from the supply made to 'L' ward area ...	0	0	0	0	0	0	0	0	0	240	0	0	0	0	0	0	0	0	0	0	0	0	0	0
Water from the supply made to 'M' ward area ...	0	0	160	0	0	0	0	0	240	0	0	0	240	240	16	0	0	0	0	0	16	0	0	0
Water from the supply made to 'N' ward area ...	0	0	0	0	0	0	0	0	0	0	16	240	0	0	0	0	0	0	0	0	0	0	0	0

TABLE No. 86

Statement of Samples examined chemically during the year ending 31st December 1961

Received from	Water.			Food-Stuffs.																										Miscellaneous.				Total.
	Bombay.	Well.	Others.	Milk.	Butter.	Ghee.	Oil.	Sugar.	Prepared Tea.	Turmeric.	Chilli.	Tea.	Coffee.	Khawa.	Honey.	Ice-Cream.	Jaggery.	Arrowroot.	Confectionery.	Curry Powder(Masala).	Vanaspati.	Flour.	Aerated Water.	Curds.	Coriander	Black Pepper.	Asafoetida.	Miscellaneous Food-stuffs	Mixtures (Hosp. & Disp.)	Paints.	Soap.	Others.	
The S. I. (Food) Van ... — ...	...	...	...	2,533	430	12	120	5	40	48	66	4	14	17	...	29	...	3	13	2	...	6	27	60	1	8	...	28	...	...	...	...	3,456
Food Inspector. A, B, C — ...	...	...	...	1,898	427	12	119	...	89	19	70	18	10	35	9	11	3	11	3	5	2	4	8	34	1	1	...	141	...	...	...	...	2,930
Do. D & E ...	...	...	...	1,468	207	14	195	...	51	46	64	8	19	3	6	18	1	7	...	35	1	4	26	72	...	7	...	65	...	...	...	...	2,317
Do. F & G ...	...	...	...	1,501	121	9	170	...	26	53	43	12	8	10	2	28	...	11	2	5	1	3	6	33	...	1	...	21	...	...	...	...	2,066
S. I. (Food) Subs.	...	...	...	1,143	90	22	285	15	30	49	107	23	29	5	8	8	10	5	63	16	5	13	12	88	41	3	7	207	...	...	...	...	2,284
Municipal Hospitals and Maternity Homes ...	...	...	...	442	181	51	7	...	...	...	...	10	...	...	...	...	...	...	...	...	21	...	...	...	...	...	...	...	...	...	...	4	716
The Health Officer and Assistant Health Officers	5	...	1	4	...	...	...	...	...	...	...	...	...	...	...	...	...	...	...	...	...	...	...	...	...	...	...	22	...	...	8	40
The Superintendent of Licences	...	...	...	...	...	...	...	...	...	...	...	...	...	...	...	...	...	...	...	...	...	...	...	...	...	...	...	...	...	...	844	844
The Controller of Stores	...	...	...	...	3	...	16	...	...	...	...	...	...	...	...	...	...	...	...	...	...	...	...	...	...	...	...	...	78	33	47	177
The Hydraulic Engineer/A. E. D. Spl. ...	212	...	10	...	...	...	...	...	...	...	...	...	...	...	...	...	...	...	...	...	...	...	...	...	...	...	...	...	3	...	3	228
The Municipal Analyst	289	...	...	...	...	...	...	...	...	...	...	...	...	...	...	...	...	...	...	...	...	...	...	...	...	...	...	...	...	...	...	289
A. E. (L) Vehicle	24	...	...	...	...	...	...	...	...	...	...	...	...	...	...	...	...	...	...	...	...	...	...	...	...	...	...	...	...	...	...	24
A. E. Filtration	7	...	...	...	...	...	...	...	...	...	...	...	...	...	...	...	...	...	...	...	...	...	...	...	...	...	...	...	...	...	...	7
Medical Inspectors from City	89	7	4	...	...	...	...	...	...	...	...	...	...	...	...	2	...	...	...	...	...	...	25	...	...	...	...	7	32	...	...	...	166
Sanitary Inspectors from Suburbs	27	58	...	...	...	...	...	...	...	...	...	...	...	...	...	...	...	...	...	...	...	...	...	...	...	...	...	1	6	...	...	...	92
Medical Officers from Suburbs	23	486	1	...	...	...	...	...	...	...	...	...	...	...	...	...	...	...	...	...	...	...	...	...	...	...	...	3	113	...	...	...	626
E. & T. D. O.	...	...	...	...	...	...	...	...	...	...	...	...	...	...	...	...	...	...	8	...	...	...	...	...	...	...	...	6	...	...	...	16	30
The Municipal Commissioner	1	...	...	...	...	...	...	...	...	...	...	...	...	...	...	...	...	...	...	...	...	...	...	...	...	...	...	...	...	...	...	...	1
Other Municipal Authorities	3	...	30	...	...	...	...	...	...	...	...	...	...	...	...	...	...	...	...	...	...	...	...	...	...	...	...	11	...	10	1	167	222
Private	4	54	18	158	4	...	2	1	2	6	4	13	1	1	53	...	1	2	2	...	2	...	1	...	...	...	...	34	...	...	1	5	369
Total ...	684	605	64	9,147	1,463	120	914	21	238	221	354	88	81	61	78	96	15	39	91	63	32	30	105	287	43	20	7	524	173	91	35	1,094	16,864

TABLE 87

Statement of Samples of Food-Stuffs examined under the Prevention of Food Adulteration Act 1954 and those found adulterated during the year ending 31st December 1961.

Samples collected by	Milk.			Curds.			Butter			Ghee.			Tea and Tea-dust.			Coffee			Turmeric Powder.			Chilli Powder.			Prepared Tea.			Vanaspati.			Khawa.			Arrowroot.			Coriander		
	Received.	Adulterated.	Percentage.	Received.	Adulterated.	Percentage.	Received	Adulterated.	Percentage.	Received.	Adulterated.	Percentage.	Received	Adulterated.	Percentage.	Received.	Adulterated.	Percentage.	Received.	Adulterated.	Percentage.	Received.	Adulterated.	Percentage.	Received.	Adulterated.	Percentage.	Received.	Adulterated	Percentage.	Received.	Adulterated.	Percentage.	Received.	Adulterated.	Percentage.	Received	Adulterated.	Percentage.
S. I. (Food) Van. ...	2,490	1,952	78.38	60	44	73.33	430	331	76.91	11	1	9.09	4	...	...	14	5	35.72	48	17	35.42	66	34	51.52	40	18	45.00	...	...	...	7	...	...	3	1	33.34	1	...	...
Food Inspector, A, B, C ...	1,774	1,027	57.88	34	18	52.94	427	229	53.63	12	1	8.33	16	7	43.75	10	1	10.00	19	5	26.31	70	38	54.29	89	45	50.56	2	...	...	35	3	8.57	11	9	81.81	1	1	100.00
Food Inspecor, D & E ...	1,329	1 015	76.37	72	37	51.40	207	147	71.01	14	1	7.14	8	1	12.50	19	3	15.82	46	8	17.39	64	27	42.19	51	17	33.33	1	...	...	3	...	...	7	3	42.85	...	...	...
Food Inspector, F & G ...	1,448	991	68.44	33	25	75.75	121	101	83.47	9	1	11.11	12	2	16.66	8	2	25.00	53	11	20.75	43	22	51.16	26	9	34.61	1	...	...	10	...	...	11	10	90.9	...	...	...
S. I. (Food) Subs. ...	1.060	669	63.11	88	51	57.95	89	65	73.03	22	6	27.28	15	2	13.33	28	6	21.43	46	15	32.60	107	46	42.99	30	5	16.66	5	...	...	5	...	...	5	5	100.00	41	12	29.27
Total ...	8,101	5.654	69.77	287	175	60.96	1,274	873	68.52	68	10	14.71	55	12	21.82	79	17	21.52	2.12	56	26.42	350	167	47.71	236	94	39.83	9	...	...	60	3	4.99	37	28	75.68	43	13	30.23

Samples collected by	Curry Powder (Masala).			Asafoetida.			Black Pepper.			Flour.			Oils.			Aerated Waters. Syrups and Sherbats			Confectionery.			Icecreams and Icecandies.			Honey.			Jaggery.			Sugar.			Miscellaneous.				
	Received.	Adulterated.	Percentage.	Received.	Adulterated.	Percentage.	Received.	Adulterated.	Percentage.	Received.	Adulterated.	Percentage.	Received.	Adulterated.	Percentage.	Received.	Adulterated.	Percentage.	Received.	Adulterated.	Percentage.	Received.	Adulterated.	Percentage.	Received	Adulterated.	Percentage.	Received.	Adulterated.	Percentage.	Received.	Adulterated	Percentage.	Received.	Adulterated	Percentage.		
S. I. (Food) Van. ...	2	...	...	...	...	...	8	6	.7501	6.	1	16.66	119	11	9.24	27	24	88.88	13	4	30.77	29	19	65.52	...	...	...	...	...	...	5	5	100.00	28	15	53.57		
Food Inspector, A, B, C ...	5	1	20.46	...	...	...	1	...	...	4	...	...	119	14	9.34	8	7	87.5	2	1	50.00	11	7	63.63	9	2	22.22	3	1	33.34	...	...	...	123	103	83.73		
Food Inspector, D & E ...	33	7	21.21	...	...	...	7	4	57.15	3	2	66.67	195	28	14.36	26	10	38.46	...	...	...	18	14	77 76	6	1	16.66	1	...	...	...	...	...	65	38	58.46		
Food Inspector, F & G ...	5	1	20.00	...	...	...	1	1	100.00	3	...	...	170	15	8.82	6	6	100.00	2	...	...	28	23	82.13	2	...	...	...	...	...	...	...	...	21	9	42.85		
S. I. (Food) Subs. ...	15	4	26.67	7	5	71.44	3	1	33.34	13	1	76.33	285	47	16.49	12	11	91.66	63	36	57.15	8	8	100.00	8	6	75.01	10	5	50.00	15	4	26.67	197	132	67.01	Total. Recd.	Adulterated
Total ...	60	13	21.66	7	5	71.44	20	12	60.01	29	4	13.79	888	115	12.95	79	58	73.41	80	41	51.25	94	71	75.54	25	9	35.99	14	6	42.86	20	9	45.00	434	297	68.44	12,561	7,742

TABLE No. 88

Statement showing the Samples received for Bacteriological and Clinical examination during the year ending 31st December 1961.

Received From	Water.			Samples for Clinical Examination.										Food-Stuffs.						Miscellaneous.				Total.
	Bombay.	Well	Others.	Sputum for T.B.	Other Sputum	Throat Swabs	Blood for Malaria Parasites.	Blood for Differential Count	Blood for other Tests.	Smear for Gonococci.	Semen.	Stool.	Urine.	Mutton.	Milk Products & Ice-cream.	Aerated Waters	Fruits and Sweets.	Ice.	Miscellaneous.	Vaccine.	Disinfectants. Liquids.	Disinfectants. Powder.	Others.	
Medical Inspector, A Ward	44	1	...	...	...	...	...	...	...	...	...	...	...	...	13	7	...	...	2	...	...	...	...	67
Do. B ..	118	...	...	...	...	...	...	...	...	...	...	...	...	...	29	1	...	1	...	...	...	...	...	148
Do. C ..	185	25	...	...	...	...	...	...	...	...	...	...	...	...	52	6	...	...	...	...	...	...	...	268
Do. D ..	371	1	4	...	...	...	...	...	...	...	...	...	...	...	17	22	...	1	...	...	...	...	1	417
Do. E ..	111	...	...	...	...	...	...	...	...	...	...	...	...	...	36	63	...	...	...	...	...	...	...	210
Do. F ..	72	...	...	...	...	...	...	...	...	...	...	...	...	...	12	5	...	...	...	...	...	...	1	90
Do. G ..	89	2	...	...	...	...	...	...	...	...	...	...	...	...	40	16	...	...	...	...	...	...	...	147
Medical Officer of Health H Ward	23	53	...	...	...	...	...	...	...	...	...	...	...	...	...	...	...	...	...	...	...	...	...	76
Do. K ..	4	7	...	...	...	...	...	...	...	...	...	...	...	...	...	...	...	...	28	...	...	...	...	39
Do. L & M Ward	18	25	...	...	...	...	...	...	...	...	...	...	...	...	...	...	...	...	...	...	...	...	...	43
Do. N & T ..	31	2	...	...	...	...	...	...	...	...	...	...	...	...	...	...	...	...	...	...	...	...	...	64
Do. P & R ..	1	304	...	...	...	...	...	...	...	...	...	...	...	...	2	...	...	...	...	...	...	...	...	33
M. O., Chembur	53	11	...	...	...	...	...	...	...	...	...	...	...	...	...	...	...	...	...	...	...	...	...	307
The Hydraulic Engineer	1,923	...	...	...	...	...	...	...	...	...	...	...	...	...	...	...	...	...	...	...	...	...	...	1,923
The Assistant Engineering, Distribution Special	5,389	...	...	...	...	...	...	...	...	...	...	...	...	...	...	...	...	...	...	...	...	...	...	5,389
A. E. (Filteration)	2	...	...	...	...	...	...	...	...	...	...	...	...	...	...	...	...	...	...	...	...	...	...	2
A. E. Powai	7	...	...	...	...	...	...	...	...	...	...	...	...	...	...	...	...	...	...	...	...	...	...	7
A. E. D. W. W. Zone II	11	...	...	...	...	...	...	...	...	...	...	...	...	...	...	...	...	...	...	...	...	...	...	11
The Municipal Analyst	3,985	...	...	...	...	...	...	...	...	...	...	...	...	...	...	...	...	...	...	...	...	...	...	3,985
M. A. (B. P. T.)	433	...	...	...	...	...	...	...	...	...	...	...	...	...	...	...	...	...	...	...	...	...	...	433
M. G. M. O. Swimming Pool	...	...	6	...	...	...	...	...	...	...	...	...	...	...	...	...	...	...	...	...	...	...	...	6
Food Inspectors, City	...	...	...	...	...	...	...	...	...	...	...	...	...	...	40	43	...	...	15	...	...	...	...	98
Food Inspectors, Suburbs	...	...	...	...	...	...	...	...	...	...	...	...	...	...	7	1	...	...	19	...	...	...	...	27
H. O. and A. H. Os.	8	...	...	...	...	...	...	...	...	...	...	...	...	...	...	1	...	...	...	...	...	...	...	9
Municipal Commissioner	2	...	...	...	...	...	...	...	...	...	...	...	...	...	...	...	...	...	...	...	...	...	...	2
Insecticide Officer	4	109	...	...	...	...	4,911	...	...	...	...	...	...	...	...	...	...	...	...	...	...	...	...	5,024
Controller of Stores	...	...	...	...	...	...	...	...	...	...	...	...	...	...	...	...	...	...	...	...	19	18	...	37
Superintendent of Vaccination	...	...	...	...	...	...	...	...	...	...	...	...	...	...	...	...	...	...	...	92	...	...	...	92
A. O. E.	...	...	...	...	...	...	...	...	...	...	...	...	...	...	...	...	...	...	...	...	16	...	...	16
Municipal Hospitals and Dispensaries—City	...	...	...	...	...	...	4	19	258	...	...	16	50	81	...	...	...	...	...	...	3	...	...	350
Municipal Hospitals and Dispensaries—Suburbs	...	...	...	10	...	...	18	35	610	...	39	108	314	46	16	...	390	...	10	...	1	...	1	1,217
Private	297	88	13	13	...	...	...	1	1	...	...	3	48	...	...	...	...	...	...	...	1	...	1	928
Total	13,181	628	23	23	...	...	4,933	55	869	...	39	127	412	127	264	164	390	2	74	92	40	18	4	21,465

TABLE 89

VACCINE OPERATIONS WITH RESULTS

Year.	Total No. of live births registered during the 12 months ending on 30th June	Primary vaccinations No. of children vaccinated during the Calender year	Number successful.	Percentage of successful vaccinations to the total No. of vaccinations results of which were known.	No. of revaccinations.	Total No. of persons vaccinated including primary vaccinations.
1	2	3	4	5	6	7
1952	64,174	72,871	65,031	99.98	4,25,534	4,98,405
1953	64,955	67,045	60,097	99.99	5,33,291	6,00,336
1954	61,505	72,941	52,358	99.99	16,05,135	16,78,076
1955	73,814	67,861	39,632	91.07	2,87,104	3,54,965
1956	65,899	69,204	23,617	98.97	2,17,968	2,87,172
1957	64,921	73,770	21,525	99.90	14,00,925	14,74,695
1958	62,013	67,926	17,089	99.99	10,75,013	11,42,939
1959	70,908	72,753	22,609	99.97	3,37,284	4,09,037
1960	77,747	76,832	23,696	99.95	8,29,632	9,05,464
1961	72,714	66,952	18,985	94.41	13,20,365	13,87,317

TABLE 90

RESULTS OF THE PRIMARY VACCINATIONS BY AGES. (Bombay City)

Results.	Under 1 Year.	1 to 6 years.	6 years & above.	Total.
Successful ...	16,248	1,980	55	18,283
Unsuccessful ...	...	...	...	...
Unknown ...	39,644	8,114	108	47,866

TABLE 91

INCOME AND COST

Amount realised by the sale of lymph, etc.	Municipal moiety of the fees realised from private vaccinations	Municipal fees realised from Medical & Private students for instructions	Fees realised from vaccination certificates and other items	Total	Cost of each successful operation taking into account all charges in.		Cost of each sucessful vaccination deducting the total income of the year.		Cost of each vaccination (primary & re-vaccination).	
					1960	1961	1960	1961	1960	1961
1	2	3	4	5	6		7		8	
Rs. nP.	Rs. nP.	Rs. nP.	Rs. nP.	Rs. nP.	Rs. nP.	Rs. nP.	Rs. nP.	Rs. nP.	Rs. nP.	Rs. nP
15,553.00	4,958.00	9,570.00	933.00	31,014.00	3 . 49	4 . 56	3 . 18	4 . 17	0 . 41	0 . 19

INDEX

	PAGE
Administration and divisions of the city	1
Adulteration of food	1,3
Analyst Municipal, annual report of	10 & 11
Population	1
Kasturba Hospital—annual report	9
Births and birth-rates	3
Causes of deaths	3
Certificates of the cause of death	3
Cerebro-spinal meningitis	4
Cholera	4
Communicable diseases	4
Deaths and death-rates	3
Deaths by months	3
Deaths by sections	3
Deaths by sex and age	3
Deaths from principal causes	3
Diphtheria	4
Disinfection	6
Dispensaries—Municipal	8
Enteric Fever	4
Family planning clinics	7
Food—Seizure of and adulteration	3
Health visitors—Municipal	5
Hospital—Isolation	9&10
Infant Mortality	3
Infectious Diseases	4
Influenza	4
Insecticidal activities	6
Legal Proceedings	3
Leprosy	5
Malaria, Ague and Remittent Fevers	5
Malaria—Anti-malarial work	6
Maternal mortality	4
Maternity homes	6
Medical relief	8
Meteorology	1
Milk—Adulteration	3
Mobile squad	1
Notices under Municipal Act	3
Notification of infectious diseases	4
Plague	4
Population	1
Propaganda	8
Prosecutions	3
Rats—Destruction of	4
Review of the year	1
Sanitary inspection	3
School health nurses	8
School medical inspection	7
Small-pox	4
Still-births	3
Tuberculosis	4
Tables	13 to 78.
Unwholesome food—seizure and destruction of	3
Vaccination	12
Vaccination-Report of the Superintendent	12
Venereal diseases	4
Water supply	2