

CONTENTS

PART I

	PAGES
STANDING COMMITTEE'S REVIEW OF THE REPORT	... i—xxix
COMMISSIONER'S REPORT	... 1—44
Accompaniments	
1. FINANCIAL :—	
Report of the Chief Accountant, with Appendices	... 45—198
2. REVENUE :—	
Report of the Assessor and Collector	... 199—206
3. ELECTIONS :—	
Report of the Election and Town Duty Officer	... 207—209
4. PUBLIC WORKS :—	
Report of the Senior Assistant Engineer—Vaitarna-cum-Tansa Scheme	... 211—215
5. REPORT OF THE CITY ENGINEER :—	... 217—234
(i) Planning Branch	... 217—219
(ii) Construction Branch	... 219—220
(iii) Maintenance of Buildings and Roads	... 220—224
(iv) Maintenance of Drains and Sewers (Drainage Branch)	... 224—225
(v) Private Building Construction (Building Branch)	... 225—226
(vi) Mechanical Branch	... 226—229
(vii) Transport	... 229
(viii) Factory Permits	... 229
(ix) Conservancy	... 230—231
(x) Development Plan Section	... 231—232
(xi) Town Planning Schemes	... 232
Appendices	... 233—234
6. ESTATES AND LAND MANAGEMENT :—	
Report of the Executive Eng. Estate and Land Management	... 235—257
I Acquisition of Lands	... 235—241
II Progress of Development Schemes	... 241
III Special Roads Schemes	... 241
IV Changes in Lay-outs	... 241
V Review of Ex-Trust and Municipal Estates	... 241
VI Slum Clearance	... 242
VII Dis-housing and Re-housing	... 242
VIII New housing Schemes	... 242
IX Disposal of Lands	... 242—243
X Management of Property & Collection of Revenue	... 243—244
XI Legal and General	... 244—245
Statements and Appendices	... 246—257
7. WATER WORKS :—	
Report of the Hydraulic Engineer	... 259—283
8. FIRE BRIGADE :—	
Report of the Chief Officer	... 285—303
9. GARDENS :—	
Report of the Superintendent	... 305—307
10. VICTORIA AND ALBERT MUSEUMS :—	
Report of the Curator	... 309—310
11. MUNICIPAL LIBRARIES	... 311—313
12. CENTRAL STORES :—	
Report of the Controller of Stores	... 315—313

CONTENTS—(Contd.)

	PAGES
13. LICENCES, SHOPS AND ESTABLISHMENTS :—	
Report of the Superintendent	... 319—322
Report of the Chief Inspector	... 323—324
14. MARKETS AND SLAUGHTER HOUSES :—	
Report of the Superintendent	... 325—330
15. PRINTING PRESS :—	
Report of the Manager	... 331—333
16. K. E. M. HOSPITAL AND SETH G. S. M. COLLEGE :—	
Report of the Dean	... 335—356
17. BAI YAMUNABAI L. NAIR CHARITABLE HOSPITAL AND TOPIWALA NATIONAL MEDICAL COLLEGE	... 357—375
18. NAIR HOSPITAL DENTAL COLLEGE	... 377—380
19. L. T. MUNICIPAL GENERAL HOSPITAL, SION, AND ANNAPURNABAI DESHMUKH HOSPITAL FOR WOMEN	381—385
20. GROUP OF T. B. HOSPITALS, SEWRI	... 387—391
21. LEGAL DEPARTMENT	... 393—397
22. EDUCATION :—	
Report of the Education Officer	... 399—411
23. Research Unit—Report of the Research Officer	... 413
24. LABOUR :—	
Report of the Labour Officer	... 415—418
25. Public Relations Department	... 419
26. Mahatma Gandhi Memorial Olympic Swimming Pool	... 421—422
27. Report of the Organization and Methods Officer	... 423
28. Report of the Administrative Officer (Enquiries)	... 425
29. Report of the Editor, the Bombay Civic Journal	... 427
30. Index	... 429-433

PART II

1. PUBLIC HEALTH :—	
Executive Health Officer's Report	... 1—13
Report of the Medical Superintendent, Kasturba Hospital	... 9—11
Report of the Municipal Analyst	... 11—12
Report of the Superintendent of Vaccination	... 13
Vital Statistics—Tables in Executive Health Officer's Report	... 14—80
Index	... 81

**REVIEW OF THE STANDING COMMITTEE OF THE ADMINISTRATION REPORT
OF THE MUNICIPAL COMMISSIONER FOR GREATER BOMBAY FOR THE
YEAR 1960-61.**

(City).

The Administration Report, submitted by the Municipal Commissioner, gives in detail the working of the various Municipal Departments for the year 1960-61.

2. Shri V. N. Desai, B.A., was elected Mayor of Bombay for the year under report and continued to hold that office throughout the year. Dr. R. N. Kulkarni was the Chairman of the Standing Committee, Shri D. V. Joglekar was the Chairman of the Improvements Committee and Shri J. K. Joshi was the Chairman of the Education Committee for the year under report and they continued to hold their respective offices throughout the year.

3. Shri V. L. Gidwani, M.A., I.C.S., held the post of Municipal Commissioner upto 29th April 1960.

Shri M. G. Pimputkar, I.C.S., was appointed as Municipal Commissioner from 30th April 1960. He held the office of the Municipal Commissioner for Greater Bombay throughout the year, except for the period from 2nd May 1960 to 15th June 1960, when he was on leave.

Shri J. K. Daruvala, B.A. (Hons.), A.S.A.A., A.C.A., Deputy Municipal Commissioner (General), was appointed to act as Municipal Commissioner from 2nd May 1960 to 15th June 1960, vice Shri Pimputkar, on leave.

4. The financial transactions have resulted in a surplus of Rs. 1,35.17 lacs at the end of the year instead of the anticipated deficit of Rs. 65.73 lacs. This was due to the fact that the actual income increased by Rs. 1,88.50 lacs over the Budget Estimate, while the expenditure was reduced by Rs. 12.40 lacs over the budgeted amount. This Pioneer City has all along endeavoured to provide every available civic amenity to its citizens within the resources at its disposal. Vigorous efforts must, therefore, be made to augment the municipal finances as well as to reduce the wasteful expenditure, if any, by proper scrutiny. The appreciable reduction noticeable in the Establishment cost due to the implementation of the recommendations of Messrs. Ibcn Ltd., on the reorganisation of Municipal departments and the scrutiny of the Establishments proposals by the Organisation and Methods Division have shown still better results in reduction of the Establishment cost.

5. In preparing the Budget Estimates for the year under report, an Opening Cash Balance of Rs. 67.08 lacs was estimated. On the final closing of the accounts for the year under report, the actual Opening Balance for the year under report amounted to Rs. 71.39 lacs, as against Rs. 1,32 03 lacs for the previous year. The total income budgeted for was Rs. 12,34.93 lacs while the actual realizations amounted to Rs. 14,23.43 lacs, showing an increase of Rs. 1,88.50 lacs over the budgeted amount and also an increase of Rs. 1,74.73 lacs over the figures of actual income of the previous year, viz., Rs. 12,29.37 lacs exclusive of transfers from the B.E.S. & T. Fund. On the Expenditure Side, the amount budgeted for was Rs. 13,00.66 lacs whereas the actuals of expenditure were Rs. 12,88.26 lacs, as against the previous year's actuals of Rs. 11,75.56 lacs. The anticipated deficit of Rs. 28.85 lacs was thus turned into a surplus of Rs. 1,35.16 lacs as against the deficit of Rs. 15.36 lacs and the surplus of Rs. 93.91 lacs in the previous year.

A detailed study of the Income Side reveals an increase of Rs. 1,74.73 lacs over that of the previous year (exclusive of transfers from B. E. S. & T. Fund). The main increases were under (1) Property taxes, (2) Town Duties, (3) Miscellaneous, (4) Water Works, (5) Street Cleansing and Conservancy, (6) Roads, S. W. Drains, Buildings, etc.

6. As against the final sanctioned grants (including renewed and additional grants) which aggregated to Rs. 16,17.78 lacs the actuals amounted to Rs. 12,88.26 lacs leaving an unexpended balance of Rs. 3,29.52 lacs. Out of this, grants aggregating to, Rs. 1,60.61 lacs are being renewed for expenditure during 1961-62 and the balance of Rs. 1,68.91 lacs was allowed to lapse as savings.

The actual expenditure for the year, viz., Rs. 12,88.26 lakhs, compared with that of the previous year, viz., Rs. 11,75.56 lakhs, showed an increase of Rs. 1,25.10 lakhs.

The main increases on the Expenditure side were under General Supervision, Water Works, Medical Relief, Street Cleansing, Roads, etc., Buildings and Contribution to Budgets 'B', 'E' and 'F'. Additional grants sanctioned during the year aggregated to Rs. 1,23.93 lacs as against Rs. 1,54.06 lacs during the previous year.

The incidence of taxation per head for the year was Rs. 43.93 as against Rs. 44.97 and Rs. 38.88 for the preceding two years.

7. The Opening Balance on 1st April 1960 on account of Loan Funds excluding the Loan Funds. Trust Funds was Rs. 2,35.86 lakhs. Loans aggregating to Rs. 3,20.53 lakhs were raised during the year.

The total Loan Funds available for expenditure during the year were Rs. 5,56.39 lakhs. Out of this, an amount of Rs. 53.01 lakhs was reserved for the purchase of Capital Stock. The net amount thus available for expenditure during the year was Rs. 5,03.38 lakhs. The total expenditure incurred during the year was Rs. 2,68.26 lakhs leaving a balance of Rs. 2,35.11 lakhs in the Loan Funds at the close of the year.

The actual expenditure amounted to Rs. 2,67.52 lakhs on Capital Works as against the budgeted figure of Rs. 7,19.41 lakhs, the percentage by which actuals fell short of Budget Estimates being 63 as against 58 for the preceding year.

The amount of the new loan proposed in the Budget for 1960-61 was Rs. 500 lakhs. The same was, however, reduced to Rs. 320 lakhs in the revised estimates.

A loan of Rs. 1,37.50 lacs only was raised by public subscription. The total amount actually raised to finance the Capital Expenditure including purchase of Plant and Machinery was Rs. 3,20.53 lakhs.

The Balance of the loan of Rs. 1,92.50 lakhs out of the loan aggregating to Rs. 500 lakhs sanctioned for 1960-61 was also allowed to lapse.

Reduction of Debt during the year amounted to Rs. 64.57 lakhs. The loan liabilities at the close of the year stood at Rs. 45,14.86 lakhs.

8. The value of investments of the Sinking Fund at the close of the year, amounted to Rs. 11,06.24 lakhs. The value of securities held in the Sinking Fund Account on the basis of market rates prevailing on 31st March 1961, including Interest and Cash, exceeded the actual amount of the Sinking Fund by Rs. 32.80 lakhs, which is held in the Sinking Fund Account.

9. The total income for the year amounted to Rs. 1,32.51 lakhs against Rs. 1,27.50 lakhs for the previous year, showing an increase of Rs. 5.01 lakhs over the previous year. The main increases were in respect of (i) Rent and other proceeds of properties Rs. 8.41 lakhs, (ii) Grant-in-aid for meeting the deficit in the General Account Rs. 2.53 lakhs, (iii) Miscellaneous receipts Rs. 0.15, lac etc., and (iv) Contribution from Municipal Corporation Rs. 0.17 lakh, counterbalanced by decrease of Rs. 0.56 lakh under interest and profit on investments.

The total expenditure for the year viz., Rs. 1,32.53 lakhs showed an increase of Rs. 7.56 lakhs on that of the previous year. This is due to increase of Rs. 6.57 lakhs under Maintenance of Properties and Streets, counterbalanced by decrease of Rs. 0.99 lakh under Debt Charges.

Loan liabilities of the ex-Trust at the commencement of the year were Rs. 15,30.27 lakhs against Rs. 14,68.95 lakhs in the previous year. The repayment of loan during the year amounted to Rs. 8.96 lakhs, repaid to Government on the basis of equated payments. The outstanding loan liabilities at the close of the year thus stood at Rs. 15,21.31 lakhs. All the debentures in respect of loans aggregating to Rs. 476 lakhs originally raised from Government have now been repurchased according to the approved programme for Sinking Fund Investments. The liability to Government on this account is, therefore, only Rs. 2,59,66,051.

The year began with an Opening Balance of Rs. 40.03 lakhs. In the course of the year, receipts on account of sale proceeds of Lands and Buildings amounted to Rs. 8.39 lakhs. A loan of Rs. 70 lakhs was raised during the year. The total funds thus available were Rs. 1,18.43 lakhs. The deficit in the General Account for the year amounted to Rs. 2,166 and was transferred to the Capital account. There was thus left an unspent balance of Rs. 55.53 lakhs at the close of the year.

The actual Expenditure during the year on schemes amounted to Rs. 62.87 lakhs as against the Revised Estimates of Rs. 1,84.50 lakhs including Rs. 17.15 lakhs on account of the cost of Management and Establishment. The liabilities of the Improvements Schemes at the close of the year stood at Rs. 15,21.23 lakhs.

The amount of Sinking Fund on 31st March 1961 was Rs. 6,82.56 lakhs including Sinking Fund in Improvement Schemes Account. cash of Rs. 41 with the State Bank of India. Valuing the Municipal and Trust debentures at par, the market value of Sinking Fund Investment at the end of the year under review amounted to Rs. 6,84.13 lakhs. This, together with interest accrued upto 31st March 1961, viz., Rs. 2.20 lakhs and cash of Rs. 41 with the State Bank of India brought the total amount of Sinking Fund to Rs. 6,86.33 lakhs against Rs. 5,99.67 lakhs, the amount to which the Sinking Fund should have accumulated at the close of the year. The excess in the fund thus amounted to Rs. 86.66 lakhs.

The liabilities of the loans in respect of the Improvement Schemes and outstanding on 31st March 1961 were Rs. 15,21.23 lakhs. Out of this Rs. 2,59.66 lakhs were borrowed from Government as aforesaid and the balance of Rs. 12,61.65 lakhs represented loans raised by issue of debentures. Out of this, Rs. 476 lakhs originally borrowed from Government have now been re-purchased for Sinking Fund investments and Rs. 7,85.65 lakhs from the public.

The gross Capital liabilities of the Improvement Schemes stood at Rs. 15,68.89 lakhs at the close of the year under review and the assets at Rs. 32,50.25 lakhs including the book value of lands comprised in Schedules 'W' and 'X', resulting in a Surplus of Rs. 16,81.35 lakhs.

With a view to meeting the expenditure on Slum Clearance Schemes in the City a loan of Rs. 12.74 lakhs was raised, whereas an additional sum of Rs. 12.53 lakhs was received from Government as subsidy. The total receipts available for expenditure thus amounted to Rs. 48.13 lakhs, against which the expenditure incurred during the year including discount and other charges on loan, etc., amounted to Rs. 37.38 lakhs leaving a balance of Rs. 10.75 lakhs in the Capital Account, Improvement Schemes, Slum Clearance for the City.

10. The total income for the year amounted to Rs. 2,55.06 lakhs (including Rs. 1,46.92 lakhs being the contribution from Budgets 'A', 'D' and 'F') against the Education Fund. the Budget Estimates of Rs. 2,32.15 lakhs showing an increase of Rs. 12.85 lakhs on Budget Estimates for the previous year. The increase was mainly due to rise in receipts under General Taxes, Education Cess, Interest on Investments of Surplus Moneys, contribution from Government and Miscellaneous Revenue.

The total expenditure for the year amounted to Rs. 2,44.47 lakhs against the Budget Estimates of Rs. 2,32.13 lakhs, the excess amount reserved for charges being Rs. 0.24 lakh.

The expenditure during the year on the Capital Works was Rs. 36.69 lakhs.

11. During the year under report, the rates of taxation remained the same as in the previous year. In addition, the Education Cess was continued to be levied at the rates mentioned in the foregoing paragraph. The rates of taxation thus stood as follows :—

General Tax (including Fire Tax) at 19.75 per cent., Water Tax at 4.50 per cent. and Halalkhore Tax at 3.50 per cent. Tax on vehicles and animals was levied at the maximum rates mentioned in Schedule 'G' of the Bombay Municipal Corporation Act. Rates charged for the supply of water by meter measurement ranged from Rs. 1.65 to Rs. 5.50 per 10,000 litres, according to the class of properties.

On the Assessment Register at the close of the year, there were 56,692 properties against 56,363 and 56,091 during the previous two years. 53,388 properties as against 53,048 properties in the previous year were assessed to General Tax, while 2,178 properties against 2,189 in the previous year were exempted from General Tax, under Section 143(1)(a) of the Bombay Municipal Corporation Act, while the Municipal properties exempted from the General Tax numbered 1,126.

Properties newly erected, demolished and enlarged during the year numbered 771,442 and 1,043 respectively, as against 524,252 and 810 in the previous year. At the end of the year single-room tenements, double-room tenements and flats in the city numbered 2,82,858, 85,278 and 70,335 against 2,70,508, 84,729 and 68,538 in the previous year.

Rateable value of all properties in the City at the end of the year amounted to Rs. 30,60.45 lakhs as against Rs. 28,92.71 lakhs and Rs. 27,77.90 lakhs in the preceding two years. The rateable value *per capita* was Rs. 131.58 as against Rs. 124.37 and Rs. 119.43 in the

previous two years. In 223 cases the rateable value was increased by more than Rs. 2,000 in each case.

In the classification of properties according to user, it is found that out of 56,692 properties with an approximate rateable value of Rs. 3,060.45 lakhs, 38,476 properties only are used for residential purposes with an approximate rateable value of Rs. 1,836.65 lakhs.

From the classification of properties according to rateable values, it is found that as many as 48,760 properties come within the rateable value of Rs. 20,000 leaving only 2,609 properties having rateable value between Rs. 20,001 and Rs. 3,50,001 and above. These figures do not, however, include properties belonging to the Bombay Port Trust and the Railways which are assessed in lump.

The total number of vehicles and animals taxed during the year (including those taxed under the Public Conveyance Act of 1920) was 55,584 as against 53,685 and 50,736 in the previous two years. Of this total number, the maximum number in any group was 30,161 for motor cars (including 3,659 taxis) and the smallest numbers were 15 for trollies and 28 ponies.

During the year under report, Wheel Tax for hack-victorias, labour-carts and hand-carts (without pneumatic tyres) leviable, respectively, at Rs. 112, Rs. 40 and Rs. 8 per annum was compounded for the calendar year at Rs. 100, Rs. 35 and Rs. 6, respectively, as they had to pay the tax for the whole year in advance instead of quarterly as in the case of other vehicles.

During the year under review, bills numbering 1,25,320 and 1,65,102 were issued, respectively, for Property and Wheel Tax. The amounts collected against total demand of 1,472.21 and Rs. 93.80 lakhs were Rs. 1,110.29 lacs and Rs. 55.20, lacs, which worked out to 75.42 and 58.85 per cent. of the respective demands. The total outstanding at the end of the year was Rs. 400.52 lakhs. Outstanding involved in disputes regarding water tax and water charges stood at Rs. 18.99 lakhs at the end of the year. The figure of total outstandings is also inclusive of the amount of Rs. 51.77 lakhs involved in complaints against rateable values, which were pending at the close of the year. Out of the total outstanding from private properties, an amount of Rs. 1.17 lakhs was involved in suits filed, Rs. 13.72 lakhs were payable by the Court Receiver and Official Assignee, about Rs. 17.09 lakhs were involved in appeals against rateable values and about Rs. 23.47 lakhs were involved in disputes regarding Wheel Tax. The amount was also inclusive of a sum of about Rs. 15.47 lakhs in respect of properties occupied on flat ownership basis. The average of recovery to the total demand during the year under report was 74.42 per cent., the percentage of outstanding being 25.58, as against 29 and 26.58 in the previous two years. The Standing Committee note with concern that the percentage of outstanding is high and hope that vigorous efforts will be directed to reduce the outstandings to the maximum possible extent. The Committee feel that it will be possible to recover the arrears if a little more alertness is shown by the Collection staff as was done in the month of March 1961, when a record collection of Rs. 2.07 crores was made in one single month only, which is first of its kind in the history of the Department.

The total amount on exemption from General Tax allowed in respect of different properties during the year was Rs. 42.15 lakhs as against Rs. 41.42 lakhs and Rs. 35.44 lakhs in the previous two years.

The number of claims received for draw back and refund was nil and 3,899 respectively, against nil and 2,966 and 4 and 3,566 in the previous two years. Of these, only 3,005 refund claims were admitted involving an amount of about Rs. 6.76 lakhs.

During the year, 4,758 complaints were received against revision of assessment amounting to Rs. 6,62.92 lacs while 1,887 complaints against original assessment amounted to Rs. 2,51.55 lacs. 57 appeals for rateable values were received in the year and 48 were pending at the close of the year.

No suit was filed against the rate payers for the recovery of taxes but in 53 cases actions under Sections 203 and 207(1A) of the Bombay Municipal Corporation Act, were resorted to with a view to effecting early recovery of the bills and an amount of Rs. 69,159.91 was recovered. In several other cases, this action is in progress.

An amount of Rs. 365.89 was collected as Riot Tax in the year under report.

During the year under report, the matter as regards assessment of the Railway properties (Central and Western) for the quinquennium 1949-54 was finalized.
General Remarks. As regards the assessment for the quinquennium 1954-59, necessary particulars were called from them. The Assessment of Bombay Port Trust properties for the quinquennium 1944-49 was finalised. As regards the properties enjoying exemption from the levy of General Tax under Article 285 of the Constitution, the Central Government have

since agreed to pay from 1st April 1954, the charges for the specific services rendered by the local authorities and have directed the State Government to fix a percentage of such charges payable in lieu of the General Tax. The matter is still under consideration. Tax amounting to Rs. 5,142.42 representing a charge on 394 race horses from November 1960 to March 1961 was recovered through the Western India Turf Club against Rs. 5,035.62 during the preceding year.

12. The rates of taxation continued to be the same as in the preceding year, *i.e.* 5 per cent. in the case of buildings and lands, the rateable value of which were above Rs. 2,000 in each case, and 2½ per cent. in the case of buildings and lands, the rateable values of which were Rs. 2,000 and below in each case but not less than Rs. 500. Properties having the rateable value of less than Rs. 500 per annum each, continued to be exempted. The arrears of the tax as on 1st April 1960 were Rs. 58.29 lacs, which was increased to Rs. 65.86 lacs during the year under report on account of increase in rateable values. Out of this amount, a sum of Rs. 40.85 lacs was collected, having a balance of Rs. 25 lacs at the close of the year. The demand in respect of the tax for the year 1960-61 was Rs. 1,29.47 lacs, collection Rs. 1,00.05 lacs, while Rs. 29.41 lacs remained outstanding at the close of the year. The total collection of Urban Immoveable Property Tax thus amounted to Rs. 1,40.91 lacs during the year under report.

13. During the year, the rates of Town Duties continued to be the same as those prevailing in the previous year. Proposals made for revising the Town Duty Schedule and necessary amendments to the Bombay Municipal Corporation Act, were under the consideration of the Corporation. The gross collections from Town Duties amounted to Rs. 1,45.49 lacs as against Rs. 1,25.57 lacs in the preceding year. There was an increase in the net receipts by Rs. 18 lacs from Sugar Molasses and Gur, Charcoal, Tea, Tinned provisions, Edibles, Coal, Iron and Steel while net receipts from grain, Ghee and straw boards, etc., showed a small decrease. The amount refunded during the year under review was Rs. 14.84 lacs as against Rs. 13.80 lacs in the previous year. Town Duties gave a net revenue of about Rs. 1,30.64 lacs as against Rs. 1,12.06 lacs and Rs. 97.10 lacs, in the previous two years. The total number of claims for refund was 14,718 as against 15,904 in the preceding year. The number of claims for refund during the year was less by 1,186 than in the previous year and the amount of refund was more by about Rs. 1.04 lacs.

Fees for stamping sugar bags, tea cases, etc., amounted to Rs. 0.79 lakh as against Rs. 0.74 lakh, in the preceding year.

Town Duties collected at Mulund and Dahisar, etc., in respect of articles coming by roads, by Air or in the Head Office amounted Rs. 38.05 lakhs as against Rs. 26.20 lakhs and Rs. 24.23 lakhs in the preceding two years, showing an increase of Rs. 11.85 lakhs over the previous year.

14. The Municipal Commissioner fixed 26th March 1961 as the day for holding general election for the Corporation. 439 effective nominations for contesting 131 elective seats for the whole of Greater Bombay were received.

The hiring of vehicles for carrying voters, canvassing for votes in and near Polling Stations and use of loud Speakers, etc., were prohibited. The use of indelible ink to prevent impersonation cases was also continued.

283 Polling Stations were constructed all over Greater Bombay-241 in Wards 1-41 and 42 in Wards 42-44 (*i.e.*, Extended Suburbs) as against 236 Polling Stations (211 in Wards 1-41 and 25 in Wards 42-44) constructed for the General Elections in 1957. The number of voters in Wards 1-41 was 17,25,672 and 1,37,807 in Wards 42-44. A staff consisting of 10,905 superior and 2,769 labour drawn from Municipal, State and Central Government, etc., departments in the City was employed on the day of Poll.

The percentage of voting for Wards 1-41 was 59.3 and for Wards 42-44 was 61.2.

The work of counting of votes was done on the same day immediately after the Poll as was done at the last elections and the result of the Poll was declared on 28th March 1961.

15. The Architectural Planning Branch prepared in all 735 Plans, 13 Block Estimates and 72 Detailed Estimates costing Rs. 62.92 lacs and Rs. 4.26 lacs, which included Plans and Estimates for 8 new school buildings and 6 for additional accommodation in School buildings. This also included those for alterations, additions, etc., to the buildings of different Medical institutions, etc. Detailed Plans and estimates for the proposed full fledged Market behind Plaza Cinema, Dadar, were prepared. Plans and Estimates amounting to Rs. 4.32 lakhs were also prepared for the construction of three Industrial Estates.

16. The total number of properties both Municipal and *ex-Trust* maintained by the Maintenance Branch during the year was 3,351 which was less by 86 than the number of properties, *viz.*, 3,437 in the previous year. 38 properties were added during the year under report, while 124 properties were demolished. The work of upkeep and maintenance of buildings was carried out partly by contract and partly by departmental agency. 332 work orders to the extent of Rs. 6.88 lakhs were issued to the Petty Works Contractors as against Rs. 10.45 lakhs in the previous year. In addition, repairs to school buildings under Budget 'E' were also carried out at a total expenditure of Rs. 0.17 lakhs in the year under report.

During the year under report, 29 works estimated to cost Rs. 36.44 lacs were completed. Construction. 29 number of works estimated to cost Rs. 1,35.10 lacs were in progress and tenders for 13 works estimated to cost Rs. 55.92 lacs were invited and were recommended in some cases and in others, they were being scrutinized. In *ex-Trust* Estates 12 works were in progress or completed departmentally and 36 were carried out or were in progress by contract. 568 tenements in Slum Clearance Scheme, 270 for housing Municipal Staff, 224 for housing tenants of acquired buildings and 2,864 for house collapse victims were in progress. The construction work of new gas holder at Love Grove Purification Plant was in progress.

17. During the year, 1,387 applications against 1,904 in the previous year were received for the construction of new buildings or additions and alterations to the existing ones. The total number of new buildings constructed by private enterprise during the year was 208 of which 172 were residential and 36 non-residential as against 314 constructed during the preceding year. 36 buildings were constructed by Co-operative Societies and 4 by employers for their employees. According to the above statistics, the new building activity did not even touch the fringe of the problem looming large since a long time. A fillip to this industry is very essential, if adequate housing accommodation is to be provided to the citizens within some reasonable range of time.

During the year, the crusade against the unauthorized works was vigorously pursued. It appears that due to housing shortage there is an upward trend to put up such works without proper permission and in contravention of the provisions of the Municipal Corporation Act and the Building Bye-laws. Sanction of the Standing Committee was obtained in 493 cases for the removal of unauthorized works. In addition, there were 1,028 cases pending at the close of the last year, out of which 631 cases were disposed of during the year and 677 cases were pending at the close of the year.

Action for the removal of stall-board projections and show-cases on public streets was continued through the Stall-board Removal Staff. In all 1,189 warning letters were issued during the year under report. 223 projections were removed by the parties of their own accord and 4,131 were removed departmentally. 224 stall-board projections, 807 weather frame projections and 94 rolling shutters were allowed to be retained on payment of fees, as against 643, 2,126 and 236, respectively, in the preceding year.

In the case of dilapidated houses, the issue of notices and launching of prosecutions continued as before. In all 10,344 notices were issued during the year for removal of unsafe buildings against 12,584 in the previous year. Out of these 5,505 were complied with and 4,839 were pending to the end of the year. Out of 1,028 notices pending at the end of the last year, 631 were complied with and 397 notices still remained pending at the close of the year. In deserving cases, where the owners applied delaying tactics or refused to comply with Municipal requisitions, authorizations under Section 499 of the Act, were given to tenants to carry out repair works and to recover the reasonable expenses incurred by them from the rents. Thus, it can be seen that in very few cases the occupants of the buildings were keen in getting the above authorization.

In some cases, departmental action had to be taken to pull down unsafe portions of buildings in the interest of public safety, as the owners failed to carry out the Municipal requisitions, meeting the cost in the first instance from the special provision made for the purpose in the Budget. Action for propping up, etc., of unsafe buildings in 77 cases resulted in an expenditure of Rs. 30,024.14.

The amount spent on the acquisition of set back during the year under report was Rs. 1,13,963.13 as against Rs. 2,82,489.70 during the previous year.

During the year 115 buildings or portions thereof collapsed as against 117 in the previous year. The total number of persons injured was 21 and those killed was 48.

18. The progress of the various works under the Slum Clearance Schemes during the year was as under :—
Slum Clearance,
Housing and Land
Acquisitions.

Preliminary Survey.—13 slums in the Suburbs and Extended Suburbs admeasuring 132.78 acres, having 3,608 structures containing 11,788 families and a total population of 54,688 were surveyed.

Clearance of Municipal Slums.—By the end of the year there were still 14 Municipal slums under clearance and development.

Tenements under the Government of India's subsidised Slum Clearance Schemes.—Under the Scheme, 3,672 tenements were sanctioned for the Second Five Year Plan period. Out of these, 448 tenements were completed during the year, bringing the total number of tenements completed upto 31st March 1961, to 900. 746 tenements were started during the year, and 1,258 tenements were in progress on 31st May 1961. The total allocation for the Second Five Year Plan for this scheme is Rs. 220.32 lakhs.

Financial Assistance from Government under subsidised Slum Clearance Scheme.—The Corporation have received Rs. 20.20 lacs by way of loan and Rs. 15.76 lacs by way of subsidy from the Government during the year under report. The Corporation has thus so far received Rs. 41.63 lacs by way of loan and Rs. 24.30 lacs by way of subsidy during the Second Five Year Plan period.

A fifth programme of Slum Clearance of an outlay of Rs. 165.41 lakhs envisaging construction of 3,344 tenements in Greater Bombay was formulated and forwarded to Government for execution under the 3rd Five Year Plan and sanction of Government to this programme was awaited.

In order to provide tenements to suit the means of low income group, a beginning was made in constructing cheap tenements in Suburbs (Vikhroli, Ghatkopar and Deonar).

House numbering.—The work of assigning house numbers to the newly constructed properties in A-1 and A-2 Divisions was taken in hand and completed. The work of assigning numbers to the newly constructed properties in B Divisions was in progress.

19. *Dadar Purification Works.*—The Sewage Purification Works at Dadar functioned satisfactorily throughout the year under report. The total quantity of Drainage and Sewerage-sewage received at the Plant during the year was 5,704 million gallons, i.e., an average of 15.63 million gallons per day against the total quantity of 6,715.20 and 6,409.06 million gallons received at the Works in the previous two years giving daily averages of 18.39 and 17.56 million gallons, respectively. The total quantity of sludge gas generated during the year was 5,99,42,800 cubic feet, indicating slight increase. The daily production was 164,467 cubic feet as against 160,010 cubic feet per day last year. The total revenue realised during the year by sale of gas amounted to Rs. 1,93,868 as against Rs. 1,79,850 during the previous year. The revenue realised by the sale of dry digested sludge manure during the year amounted to Rs. 12,224. The reduction in the revenue is partly due to the scarcity of wagons and partly due to the frequent choking of the digested sludge pipe.

The working of the old and new pumping station was satisfactory during the year under report. The total sewage pumped out at this station was 34,762 million gallons.

Love Grove.

The Sewage Purification Plant worked normally. The Digestion Plant worked satisfactorily. The revenue realised from the sale of gas supply amounted to Rs. 6,976.12.

Dharavi Purification Works.

The sewerage system of the City depends upon the satisfactory working of Pumping and Compressor Stations. Sewage from the sewerage system of the City was pumped through 11 pumping stations.

Remodelling existing Sewerage System.

20. During the year, 577 motor vehicles including one bull-dozer and two skid shovels were in commission as against 569 in the preceding year. Among the new purchases were one ambulance, one pick-up van for Drainage Department, one truck for Insecticide Officer, two Station Wagons for paymasters and two Encroachment removal lorries.

Transport.

The majority of the vehicles were garaged at seven different places in the City.

The transport fleet for the removal of refuse consisted of 158 Scammell trailers (big) and 25 (Small), 16 Fergusson Tractor trailer combinations and 11 loaders. As this fleet was not sufficient to cope up with the daily out-put of refuse, extra vehicles from the Maharashtra State Transport Corporation had to be requisitioned for the removal of refuse. The average collection of refuse in the City worked out to 2,300 tons per day.

21. The total mileage of roads in the City limits at the end of the year was 278,268 miles as against 278.368 miles and 278.346 miles, in the preceding two years.

Repairs and Maintenance of Roads and footpaths.

During the year, about 22,842 square yards of area of road surfaces were renewed with 3" sheet asphalt. The work of maintenance of roads and footpaths was generally satisfactory throughout the year. A total area of 5,40,577 square yards of the different types of the road surfaces was improved during the year. The work of asphaltting footpaths was continued during the year and footpaths of 26 roads covering an area of 21,991 square yards were asphalted at a cost of Rs. 0.61 lac.

Traffic Islands were provided at important inter-sections. Five Traffic Islands were provided during the year under report and the proposals to signalise three junctions were in progress. The work of providing traffic islands at 12 places was in progress. Approval to plans and estimate for an overbridge for vehicular traffic at Princess Street was sought for. This proposal was in lieu of the underpass already approved.

During the year, a sum of Rs. 759.50 was realised on road opening fees. Amounts of Rs. 33,041 and Rs. 1,406 were realised for use of roads for stacking materials and putting up scaffoldings and also for temporary occupation of roads and footpaths, for erecting mandaps, placing chairs, benches, etc.

The number of street lamps in the City at the end of the year was 13,079 as against 12,784 and 12,590 in the previous two years. An expenditure of Rs. 23.72 lacs was incurred for lighting and maintenance of street lamps.

Seventeen roads were lighted under the 'All in Hire Scheme' for vapour and fluorescent electric lamps introduced since 1954-55.

22. As in the past a major portion of the City refuse was transported to Deonar for Removal of Town Refuse. disposal. About 2 acres of land was reclaimed during the year with refuse.

The arrangement of running two refuse trains per day each consisting of an average of 32 Municipal refuse wagons of 17 tons capacity, was continued during the year.

The total number of wagons sent to Deonar during the year under report was 22,847 as against 22,210 during the preceding year. The total quantity of refuse removed to Deonar was about 3.79 lac tons as against 3.78 lac tons during the preceding year. The total cost of haulage and unloading per ton amounted to Rs. 1.5 approximately as against Rs. 1.55 per ton in the preceding year.

50 serviceable wagons were purchased from the Central Railway.

23. *Town Planning Schemes.*—The implementation of Town Planning Scheme, Bombay Master Plan for City No. 1 (Mandvi and Elphinstone Estate) slowed down as per Government advice.

The implementation of Town Planning Scheme, Bombay City No. II (Mahim Area) was in progress. The Arbitrator's award in respect of Town Planning Scheme, Bombay City No. III (Mahim Area) was awaited.

24. Roads, footpaths and house gullies were swept twice daily. Some of the main roads were attended to with increasing frequency as and when found necessary. House gullies were flushed and main roads were washed periodically. An aggregate area of 4,02,84,264 sq. yds. of roads was swept, and 47,95,092 sq. yds. of gullies flushed. The total refuse collected and removed through the Municipal agency was 8,49,014 tons.

Refuse gathered by sweeping the roads, footpaths and house gullies was collected and either carried to the nearest dust bin shed or removed in travelling carts or lorries to the place of disposal at least twice daily. Refuse taken to the Mahalaxmi Refuse Siding was transported to Deonar daily in a special refuse train.

Control of rat pest.—The total number of rats caught and destroyed during the year was 7.93 lacs as against 9.67 lacs in the previous year. No rat was found infected with Plague.

Control of Stray Dogs.—20,096 stray dogs were caught as against 13,907 in the preceding year. Out of the above stray and ownerless dogs caught, 17,265 were destroyed, 1,343 were returned to the owners 684 sent to hospital for experimental purposes, 70 escaped and 207 were detained at the Kennel Chamber at Mahalaxmi Refuse Siding. 8,638 dogs were licensed under the Dog Licensing Act, as against 8,577 in the preceding year. The total income by way of dog licensing fees, etc., was Rs. 44,746.25 as against Rs. 43,999.50 in the previous year.

The work of immunizing the Milch Cattle against Rinder pest was continued and 25,643. milch cattle were inoculated as against 26,427 in the previous year.

In addition to the above, the Conservancy Branch also rendered special conservancy and halalkhore services to various circuses, exhibitions, etc., realising thereby Rs. 1,23,642.94 and Rs. 5,738.38, respectively. The annual income derived by auction sale of certain Health Department rights amounted to Rs. 1,101.

Special Technical Unit.—With a view to ensure proper execution of municipal works done by contract or departmentally, one post of Executive Engineer (Vigilance) was sanctioned by the Corporation. Accordingly, the person appointed in that post paid 487 surprise visits to the Municipal works which were in progress and detected 54 technical irregularities which were got rectified immediately. He investigated 66 complaints received from the public.

25. The Department continued to look after the work of acquisition of lands and preparation of layouts, etc., as before.

Estate and Land Management.

Possession in respect of 12 properties was obtained during the year under report. Acquisition proceedings of several other sites both in the City and Suburbs were in progress during the year under report. In about 35 cases, Government had been requested to acquire land for Municipal purposes and notifications were awaited. About 178 Municipal plots in Scheme 52 and 58, Worli, were acquired by Government for offices, staff quarters and Milk Dairy Plant, etc.

Out of the total area of 139.36 lacs sq. yds., (about 2,879 acres) vested in or acquired by the *ex-Trust*, about 37.3 per cent. remained to be developed and out of the developed area 1.78 per cent. remained to be leased, including an area of 1,64,680 sq. yds. reserved for Municipal purposes. At the end of the year, the area of undeveloped land was the same as in the previous year, *viz.*, 51.97 lacs sq. yds.

During the year, in all 20 plots covering a total area of 17,513 sq. yds. and valued at Rs. 6.04 lacs were leased on long leases. The total number of plots disposed of upto the end of the year was 4,296 with an area of 60,46,303 sq. yds., valued at Rs. 12,67.05 lacs as against 4,281 plots with an area of 60,14,007 sq. yds., valued at Rs. 12,62.86 lacs, respectively, upto the previous year. Commutation of ground rent in respect of plots leased on long term basis is being discouraged as the same is not considered advantageous to the Corporation. The amount received by way of commutation of ground rent and premium during the year was Rs. 7.54 lacs as against Rs. 29.46 lacs, in the preceding year.

At the commencement of the year, the Department had in its charge 542 acquired or surrendered buildings against 544 in the preceding year. These contained 5,147 tenancies. At the end of the year there were 529 buildings with 5,148 tenements, the difference being due to demolition of 15 structures and addition of 2 during the year. New residential accommodation made available in the houses erected by lessees during the year comprised of 227 tenements.

The gross demand from 5,148 tenements in the acquired and re-entered buildings amounted to Rs. 9.79 lacs. Deducting therefrom losses on account of vacancies and concessional rents, the net demand for the year was Rs. 9.70 lacs. The net revenue collected amounted to Rs. 10.71 lacs which was 81.76 per cent. of the total recoverable amount including the arrears of Rs. 3.39 lacs for the previous years.

In addition to tenements already constructed during the previous year, construction of tenements at Dharavi, Horse Shoe Valley at Ghatkopar and Sion was completed. 78,779 tenements were constructed and 38,745 tenements were demolished, thus showing an excess of 40,034 new tenements over demolished ones.

The gross demand for *ex-Trust* permanent chawls was Rs. 16.72 lacs, while the revenue collected was Rs. 16.67 lacs as against Rs. 15.78 lacs and Rs. 15.19 lacs respectively, in the previous year. Deducting out-going of Rs. 12.97 lacs, the net income was Rs. 3.69 lacs during the year under report. Deducting therefrom Rs. 9.81 lacs, as the Sinking Fund and interest charges for these tenements at the rate of 4.61 per cent. on the capital expenditure incurred prior to 1919-20 and 6.35 per cent. on expenditure incurred in the subsequent years, the Corporation suffered a net loss of about Rs. 6.1 lacs on these tenements during the year under Report.

The average population in the chawls during the year was 87,385 as against 81,010 and 72,626 in the previous two years, while the corresponding figures for semi-permanent sheds including Labour Camp were 52,772 and 46,060, 44,041, respectively. The death rate in the chawls during the year was 4.43 per 1,000 against 4.90 and 4.28 in the preceding two years.

During the year under report, amounts of Rs. 1.78 lacs and Rs. 0.59 lac were transferred to Rent Equalisation Fund and Amenity Fund created by the Corporation to compensate the loss suffered by them in the maintenance of Municipal tenements.

The gross demand in respect of rooms in S. P. Sheds was Rs. 5.57 lacs. Deducting therefrom the losses due to vacancies and concession in rents, the net demand for the year was Rs. 5.49 lacs. The actual collections amounted to Rs. 5.05 lacs which was 69.97 per cent of the recoverable amount including arrears.

The Department looked after 17 properties requisitioned for A. R. P. purposes consisting of 426 tenements and 660 tenements constructed for explosion victims at Arthur Road, Fergusson Road and Wadala Road.

With a view to relieving housing shortage in the City, the Corporation permitted construction of an additional floor on buildings on the plots in *ex-Trust* and Shivaji Park Estates. In accordance with this policy, additional floors over 57 buildings were sanctioned to be constructed during the year on payment of extra premium of Rs. 3.20 lacs and extra ground rent of Rs. 16,024. Construction of 61 motor garages on the compulsory open spaces of plots in these Estates was also sanctioned during the year on payment of extra premium amounting to Rs. 1,24,531 and extra ground rent amounting to Rs. 6,227. During the year, 175 cases of encroachment on compulsory open spaces and change of user were detected and action to remedy the irregularities was taken.

With the object of maintaining sanitation, etc., in the Municipal chawls and buildings, enforcement of Bye-laws framed by the Corporation was continued along with the propaganda work and the supervision of the inspecting staff, during the year, as a result of which fines amounting to over Rs. 235 were recovered. First Aid sets and sick-room requisites, such as, thermometers, hot water bottles, etc., were maintained at 8 Chawl Centres, Matunga Labour Camp, Dharavi and Mankhurd Colonies.

During the year, 1,029 ejectment suits were filed against the tenants for sub-letting rooms as also for recovery of arrears of rent, taxes, etc., as against 495 and 907 in the previous two years. An expenditure of Rs. 23,841 was incurred for filing these suits and a sum of Rs. 10,847 was recovered towards Court costs.

At the end of the year, the number of unbuilt plots already in the possession of the lessees was 100 and the number of plots of which possession could not be handed over to the lessees on account of temporary lettings and occupations thereon was 401.

Further implementation of the recommendations of Messrs. Ibcn Ltd. continued during the year.

26. The Tansa and the Vaitarna Lakes, the principal sources of the City's water supply, overflowed for about 18 and 89 days, respectively. The Tulsi Lake also overflowed for about 27 days. The Vehar Lake did not overflow during the year under report.

The average daily supply to the Greater Bombay during the year under report was about 914.56 mega litres as against 855.90 and 847.67 mega litres in the previous two years. During the year, the quantity of water supplied to Greater Bombay was 3,33,817.10 mega litres against 3,13,266.64 and 3,09,407.80 mega litres in the preceding two years. Out of the above quantity, supply to the Thana Municipality was 2,510.73 mega litres as against 1,576.02 mega litres in the previous year. Water supplied to bodies outside the limits of Greater Bombay was 4,430.03 mega litres as against 2,453.45 mega litres in the preceding year. Of the total supply, a quantity of 1,76,488.405 mega litres or 65.61 per cent. was for domestic purposes as against 2,35,315.11 mega litres or 75 per cent. in the previous year which registered a slight decrease. The average daily supply (for all purposes) per head on the basis of the population of 41.46 lacs as per the Census Report of 1961 was 220.50 litres, while that for domestic purposes only worked out to 61.80 litres. Percentage of total supply for domestic and other purposes worked out at 61.80 and 38.20 respectively. The total quantity of water supplied by meter measurement for domestic purposes was 37,501.895 mega litres and that for trade purposes was 51,009.57 mega litres of which 19,089.62 mega litres were consumed by mills, *i.e.*, 7.10 per cent. 7,923.97 mega litres were consumed by the Bombay Port Trust *i.e.*, 2.95 per cent. ; 40,260.045 mega litres of water or 15.00 per cent. were wasted due to leaks and other losses through Municipal mains, etc. The percentage of the use of water was 19.150 for trade purposes, 0.240 for public purposes, such as, fire, road watering, etc., and 65.61 for domestic purposes for the City while the percentage for domestic and non-domestic use for the Suburbs was 46.80 and 36.20, respectively, and for the Extended Suburbs was 34.70 and 47.80, respectively.

There were two major bursts on trunk mains, one at Saki Naka on 48" Vehar on 20th February 1961 and another on 48" C. I. main of Mandola Syphon No. 2 at mile 11/3.

on 9th March 1961. There were 30 major leaks, 3,445 minor leaks on trunk mains and 106 leaks in the masonry aquaduct line and 2,545 leaks on syphon mains. All the leaks were repaired expeditiously.

Water from the two lakes (*viz.*, Tansa and Vehar) was sterilized by chlorine treatment. Tulsi supply was given alum treatment for coagulation. Amoniation was carried out since 1st October 1958 on the duct supply at Bhandup.

The total calls received from the Fire Brigade Department were 1,969 as against 1,728 and 1,780 in the past two years. They were promptly attended to. The total quantity of water used on fires by the Fire Brigade was about 15.10 mega litres as against 9.58 mega litres in the previous year. In order to enable the staff to attend to fires promptly, three fire vans were permanently maintained throughout 24 hours, one at 'E' Ward, second at 'F/S' Ward Office, and the third one at G/S Ward Office.

11 Gardens in the Outside City Division were maintained during the year. Both Vaitarna and Tansa lakes were very popular with visitors as outlay sports. Total number of visitors at Vaitarna and Tansa were 15,850 and 9,490, respectively. The Vehar Lake and Garden and the Powai Park continued to be popular with the public especially on Sundays and Holidays.

The number of complaints about short supply, etc., was 5,369 during the year as against 4,053 in the previous year. In addition, 31,683 nos. of complaints on account of temporary shortage of water were received and remedied. 4,993 notices were issued on owners of houses for defects in water fittings on their premises, as against 6,447 notices in the past year.

9,472 meters of various sizes were maintained during the year as against 12,085 in the previous year. The revenue derived from the supply of water by meter measurement during the year amounted to Rs. 2,32.17 lacs as against 2,19.01 lacs during last year for the City only.

The total number of water connections in the City was 68,904 as against 67,615 and 65,989 during the preceding two years. During the year 1,529 new connections were made. The figure for the previous year was 1,812.

During the year 1,154 cases were reported to the Standing Committee for severance of water connections for non-payment of taxes, etc., as against 1,476 in the previous year. Of these, in 114 cases, water connection was cut off but subsequently restored, in 20 cases it was cut off and in the remaining cases, orders were not carried out as the consumers complied with Municipal requisitions.

For preventing contamination in congested localities, the Corporation sanctioned the scheme for renewing all communication pipes by new pipes wrapped in Hessian cloth impregnated with corrosion resisting solution and for laying additional service mains, where required, in sides of wide roads. The work was commenced in October 1960 and by the end of the year, under review, 7,181 Nos. of communications pipes were renewed and 397 Nos. of disused connections were cut off at the ferrule.

As the underground hydrants constituted a major source of contamination of water supply, a number of underground hydrants were converted into standpost hydrants during the year.

The programme of metering of domestic water supply in areas where quantum of water was above average, was drastically curtailed due to restriction on impart of water meters and 94 new properties were metered as against 84 in the preceding year.

During the year 928 estimates of compounded water charges for water used for construction purposes were framed resulting in the total revenue of Rs. 5.03 lacs as against 1,116 cases with a revenue of Rs. 7.41 lacs in the previous year.

The work of maintenance of five gardens *viz.*, (i) Hughes Road Slope Garden, (ii) Sir Pherozeshah Mehta Garden (also known as Hanging Gardens), on the top of the Malabar Hill Reservoir, (iii) the Ladies' and Children's Gardens at Ridge Road, (iv) the Kamala Nehru Park ; (v) Joseph Baptista Garden on the top of the Bhandarwada Hill Reservoir, was under the control of this Department. The Kamala Nehru Park and Sir Pherozeshah Mehta Gardens were illuminated with multi-coloured lights on all Saturdays, Sundays and Public Holidays except during monsoon. Special illumination arrangements were made on Maharashtra Day on 1st May 1960 and on Republic Day on 26th January 1961.

The Department participated in 43 items at the Vegetable, Fruit and Flower Show organized by the Society of the 'Friends of the Trees', at Raj Bhavan Gardens. In the

Public Gardens category, Sir Pheroza Mehta Garden was given the first prize of a Godrej Minor Storewell Cupboard. Moreover, three cups and twelve First Class Certificate of Merits and seven certificates of Merits were also received for different items in various categories.

With a view to attend promptly to the complaints regarding water supply from the Municipal tenants, special staff was appointed and 888 works of different nature were carried out. Besides the work of providing separatetap in each room at tenements at Dharavi Road and Love Lane at Tadwadi was in progress.

469 running miles of water mains were maintained by the Department during the year under report. 50,352 works pertaining to repairs to communication pipes, cleansing of chokes in consumers' pipes and fittings, etc., were carried out as against 84,823 during the preceding year. 7,083 repair jobs were carried out during the year by the special staff comprising one fitter and 3 labourers in each ward appointed for the purpose in the previous year was continued during the year. The figure indicates to what extent the public has been misusing the hydrants.

The work of clearing the pipes and fittings beyond the stop-tap in the Dadar-Matunga district sanctioned by the Corporation in view of the fact that Vihar water supplied to this area contains algae and shells resulting in frequent chokes, was continued and 605 connections aggregating to 32826 meters of consumers' pipes were cleaned at a cost of Rs. 7,000, during the year under report.

7,70,357 pipes and fittings were tested during the year. Of these 4,51,245 were for private parties, the revenue derived therefrom being Rs. 0.53 lac.

A large number of drinking fountains and cattle troughs were temporarily closed down on account of the fittings being stolen. The Flora Fountain was regularly played during the after-noon and the fountain was flood-lit during the night.

The total expenditure incurred on water works amounted to Rs. 2,99.86 lacs including Rs. 2,20.59 lacs for interest, Sinking Fund charges, etc., for loans raised for water works. The total revenue derived was Rs 3,64.71 lacs, the excess of income over expenditure thus being Rs. 64.85 lacs.

27. The main works in respect of this Scheme were completed between the years 1949 to 1955. During the year under review, the work of laying 120' dia. pipe line between Bel Nala and Tansa and the regrouting of tunnels were executed through the contractors, at a total cost of Rs. 1.73 lakhs. The work of strengthening of old pattern stools of 96' dia. pipe line and construction of an approach road to the new chlorination House at Powai and its asphaltting were also carried out.

The work of providing a Break Pressure Tower on the 120' dia. pipe line to check the rise of pressure in the pipe line was completed during the year.

Land Acquisition.—Out of the total area of 3,995 acres, involving 647 holdings of private, Inam and Government lands, awards of compensation amounting to about Rs. 11.53 lakhs in respect of 561 holdings were declared during the year. An area of 30 Gunthas of land temporarily acquired in one case for approach road was proposed for permanent transfer to Municipality, the remaining lands having been released by the Municipality on completion of the respective works.

Out of the total area of 35 acres of private, Government, Railway, Customs, Military and Aerodrome lands comprising 166 holdings acquired for the work of laying the 96' diameter pipe line from Powai to Mahim, awards of compensation amounting to Rs. 1.25 lacs in respect of 115 holdings were declared. Further proceedings were in progress.

The Master Plan for distribution of water supply in Greater Bombay was sanctioned by the Corporation on the 14th March 1956. The work is estimated to cost Rs. 7.52 crores.

The work of constructing reservoir at Worli Hill was completed during the year. About 80 per cent. of the work of laying outlet mains for the reservoir was completed. About 95 per cent. of the work of cutting and levelling the Raoli Hill was done.

The work of taking borings on the part of the plot of land meant for the Pali Hill Reservoir was sanctioned by the Standing Committee, and was completed during the year.

Separate tenders were invited for the work of cutting down the Trombay Hill and laying inlet and outlet mains. Survey for laying inlet and outlet mains to the proposed reservoir at Veravali Hill was carried out with a view to improving the condition of supply and pressure in the mains in the Extended Western Suburbs.

Works on Pilot (Filtration) units proposed under the estimate of Rs. 18,75,610 and sanctioned under Corporation Resolution No. 605, dated the 11th June 1960, were commenced during the year under review.

The work of gauging the flow of Dahisar and Kalu rivers and measuring the rain fall was carried out. The main advantage of Dahisar river project is that it will prove to be an adequate and economical solution to the water supply problems of the Extended western Suburbs. Hence it is being expedited.

Certain works such as (i) enlarging the 72" dia. Tansa main to 96" dia. and (ii) Replacing the portion of 72 dia main at Bhandup, etc., were also carried out.

In connection with the improvement of the Distribution system of water supply in the City, the work of providing cathodic protection to the portion of 57" > 48" dia. inlet mains to the Bhandarwada Hill Reservoir between Dharavi Anchor Block and Estrella Batteries was in progress.

28. During the year, the total number of Fire Stations remained the same as in previous year, viz., 11 in the City proper and 1 in the Suburbs. The Colaba Fire Station started functioning in its new premises at Victoria Bunder Road from May 1960. The construction work of a Fire Station at Vikaroli was completed. Tenders were invited for construction of the Fire Station at Chembur. Construction work at the Byculia Station was in progress.

The Fire Brigade received during the year, 2,547 calls as against 2,256, 2,220 and 1,910 calls during the preceding three years. Out of these, 1,689 calls were for 1,370 actual fires as against 2,256, 1,324 and 876 calls during the preceding three years. 410 calls were false alarms, of which as many as 162 were due to malicious interference with street fire alarms, as against 394 and 393, respectively, in the preceding two years. 410 calls as against 368, 444 and 284 in the preceding three years, were for special services, such as, house collapses, rescue works, etc.

During the year under report, 2 Willy's Jeeps, 3 Motor Ambulances and 12 Nos. of Breathing sets, etc., were added to the equipments.

Wireless sets have been purchased and arrangements are under way to put the wireless communication system into commission.

The City continued to be served by 206 fire alarms posts (including private ones), as against 206, 206 and 205 in the preceding three years. These were connected to 10 Fire Stations.

There were 18 serious fires during the year. The estimated total loss to property damaged by fire was about Rs. 0.76 Crores as against Rs. 1.71 Crores, Rs. 1.29 Crores, and Rs. 57.92 lacs during the previous three years. The value of the insurance of properties affected by fire, was about Rs. 28,94,966 as against Rs. 1.44 Crores in the previous year and the total value of the property involved was worth Rs. 46.69 Crores, as against Rs. 35.43 Crores in the preceding year.

During the year 138 persons lost their lives due to fires, of which 25 were men, 100 women and 13 children. 142 persons received minor injuries and 29 persons lost their lives in 189 incidents of House Collapse during the year, as against 164 in the previous year. 20 persons died before arrival of the Brigade.

The approximate quantity of water used in extinguishing fires was 47.32 lacs gallons, of which 37.65 lacs gallons were drawn from Municipal mains, as against 32.51 lacs gallons and 25.58 lacs gallons, respectively, for the preceding year and the rest from the sea, creek, wells, etc.

During the year under report, extra activities such as Ceremonial Parade on Republic Day at the Brabourne Stadium, the Fifth Fire Prevention Week, along with other fire services in the City, etc., were undertaken. Trainees from National Fire Service College, Government of India, at Nagpur were entertained for training as well as visiting various industrial concerns, docks, etc. Fire and Rescue demonstrations were arranged at Fire Stations for the benefit of school students and members of the Home Guards and lectures on the subject were also given in some Institutions by the Officers. The Brigade team also participated in the annual 'First-aid to the Injured Competitions.'

During the year, 4,032 premises were inspected as against 3,725 in the preceding year and 687 complaints were investigated.

A draft development Plan so far as the Fire Brigade Department is concerned, has been prepared comprising mainly the construction of additional Fire Stations in different parts of the City, Suburbs and Extended Suburbs.

The total number of calls within the limits of Greater Bombay received during the year was 7,307, of which 1,603 were for accidents, 1,621 for maternity cases and 4,083 for hire cases, removing in all 7,139 persons as against the corresponding figures of 7,428, 1,468, 1,788 and 4,172 in the preceding year. First-Aid was rendered by the Ambulance staff on 191 occasions as in the previous year.

The total receipts on account of hire cases amounted to Rs. 35,206 including arrears of the previous year, as against Rs. 30,099, Rs. 26,398 and Rs. 26,017 in the preceding three years.

The annual maintenance cost of the Fire Brigade Department including the ambulance service but excluding the charges of Provident Fund, Pension, Dearness Allowance, New Works and Debt Charges, etc., was Rs. 13,51,645.

29. During the year under report, the Department maintained 112 sites for public recreation, consisting of 24 Gardens, 4 Fountains, 5 Band Stands, 7 Traffic Islands, 5 Open Spaces, 62 Recreation grounds, 1 Statue and 4 Box Hedges. Four new gardens, one at Dighi Tank, Mahim, and the others at Sion Circle, extension of Oval Gardens on Road No. 24, Sion and certain plots in Sion Wadala Estate, were developed during the year. There were 32 Band Programmes, 24 Indian Vocal Music Programmes, 63 Orchestra Programmes and 222 Recorded music programmes at different gardens. In addition to this, music broadcast by the All India Radio was relayed every day in the Victoria Gardens between 5 P.M. and 7 P.M.

Victoria Gardens.—Elephant, Camel and Pony Rides inside the Victoria Gardens which has proved popular among children visiting the gardens were continued during the year as before. The ponds in the Gardens were remodelled, and several other improvements were made during the year.

An Open Air Theatre built in the Victoria Gardens continued to be popular mostly among the poor and middle class people. The annual yield by way of rent for reservation of the Theatre on 87 occasions came to Rs. 6,202 as against 80 and Rs. 4,905, respectively, during the preceding year.

In view of the various attractions provided at the gardens, the number of visitors thereat was on the increase like last year. The Department also took part in the Vegetable, Fruit and Flower Show. 941 trees were planted on newly constructed roads and as replenishments, etc.

During the year, the live stock in the Zoo decreased by 13.4 per cent. as compared to an increase of 6.6 per cent. last year. The decrease in live-stock is a matter of concern and the Standing Committee hopes that steps will be taken to remedy the situation.

During the year, 228 wild animals and birds were treated in the Zoo Hospital and 214 specimens of patho-bacteriological interests were examined free of charge at the Bombay Veterinary College.

The total expenditure of the Gardens Department during the year amounted to Rs. 9.75 lacs as against Rs. 10.23 lacs, Rs. 7.10 lacs and Rs. 6.42 lacs during the three preceding years and the income of Rs. 80,812 as against Rs. 72,994, Rs. 67,777 and Rs. 36,032 during the preceding three years.

30. The Museum was kept open to the public for 304 days as against 231, 228 and 299, days in the preceding three years. The total number of visitors during the year was 7.69 lacs as against 6.13 lacs and 7.12 lacs of the preceding two years. During the year, 15,023 students from Primary Schools visited the Museum as against 1,393 during the preceding year. The practice of keeping the Museum open on Wednesdays for ladies and children and parties of students of primary schools only, was continued during the year. The Museum remained closed on Mondays and important holidays.

Reference service was rendered to 200 Students, scholars and merchants, etc.

The amounts realised by the levy of an admission fee of 0.05 nP. per visitor above 12 years of age on 176 ticket days was Rs. 15,520.84 as against 81 and Rs. 5,460.20 respectively, in the previous year.

The total expenditure on the maintenance of the Museum during the year was approximately Rs. 48,000 as against Rs. 0.47 lac and Rs. 0.50 lac during the previous two years.

31. During the year under report, the number of Libraries maintained was 14 as in the previous year. 1,310 new books on various subjects and in five different languages were purchased at an aggregate cost of about Rs. 4,000 as against 1,100, 1,003 and 645 and Rs. 3,209, Rs. 2,763 and Rs. 1,707 respectively, in the preceding three years. The Standing Committee would reiterate their suggestion for locating Municipal Libraries in more commodious and well-ventilated premises wherein a sufficient number of books can be maintained for the benefit of the numerous readers.

The total number of visitors to the Reading Rooms and Libraries situated in the City during the year was 3.17 lacs as against 3.15 lacs 2.90 lacs and 2.86 lacs during the preceding three years.

The expenditure in running the Libraries during the year amounted to Rs. 80,709 and the Income to Rs. 1,987.06 as against Rs. 72,262, Rs. 64,732, and Rs. 46,256 and Rs. 385.14, Rs. 1,949, and Rs. 1,248, respectively, during the preceding three years.

32. Tenders were invited for the purchase of stores during the year in 931 cases as against 191 and 192, in the previous two years and the number of contracts entered into for the various scheduled articles was 272 as against 255 and 220, in the preceding two years. The value of stores and other materials purchased including articles received from other Departments on Return Stores Memo. during the year amounted to Rs. 191.69 lacs as against Rs. 149.53 and Rs. 104.39 lacs, during the previous two years. Of the total purchases made, stock of the value of Rs. 181.61 lacs was of Indian Manufacture and the balance, viz., Rs. 10.08 lacs represented the value of foreign goods. During the year 24 Import Licences were received, the total purchase value of which amounted to about Rs. 2.92 lakhs. Due to Government restrictions on import, many of the applications for Import Licence for Plant and Machinery were rejected by the Government and the Department had to procure materials of indigenous make only.

During the year, about 40,990 tons of cement worth about Rs. 53.20 lacs were purchased. Likewise 2,700 tons of iron materials worth about Rs. 18.94 lakhs, 4,77,833 R.ft. of Galvanized iron pipes worth about Rs. 5.36 lacs, 5,12,687 R.ft. of Cast Iron Pipes and Asbestos Pipes worth about Rs. 66.56 lacs, 4,53,178 yards of cloth worth Rs. 4.47 lacs were also purchased. This Department purchased foodgrains for the various Municipal Medical Institutions, the Conservancy Branch and the Gardens Department worth Rs. 1.56 lacs. Municipal Hospitals and Maternity Homes were suitably grouped for inviting tenders for dietary articles. There appears to be a further scope to revise the tenders to have economical rates for dietary articles and to effect reduction in its cost.

6,541 orders for the purchase of stores against 5,325 and 4,885 in the preceding two years were placed with contractors and other dealers. Against these purchases and stock on hand, the consuming departments submitted 43,028 indents and Sales Memo. as against 44,059 and 42,444 in the preceding two years. The total turnover of the department, viz., Receipts and Issues of stores during the year was Rs. 347.21 lacs as against Rs. 267.29 and Rs. 217.79 lacs, in the preceding two years. At the close of the year, the department had on hand stores of the value of Rs. 98.63 lacs, as against Rs. 61.47 lacs, in the preceding year.

The total amount realised by the sale of unserviceable articles through private offers including mixed scrap amounted to Rs. 1.19 lacs as against Rs. 45,700 in the preceding year. Cast iron scrap was retained for issuing to Municipal Contractors for manufacturing castings as per condition of the contract.

With a view to facilitating easy and speedy removal of materials required by the offices situated in the Suburbs and to save considerable amount by way of transport, it has been decided to open a Stores Depot at Vikhroli for which a plot has been acquired during the year.

33. During the year 40,451 licences and permits were issued as against 38,411, 39,908 and 37,442 in the previous three years. The amount of fees recovered therefrom came to Rs. 12.04 lacs as against Rs. 13.40 lacs, Rs. 11.68 lacs and Rs. 12.63 lacs in the preceding three years. At the end of the year, an amount of Rs. 1,25,781 was outstanding as against the outstandings of Rs. 1,54,943, Rs. 2,52,348, and Rs. 2,52,980 for the previous three years. It is reported that out of these outstandings, an amount of Rs. 1,84,276 has been recovered. The total licence fees will thus be Rs. 13.88 lacs as against Rs. 14.88 lacs for the previous year.

The total number of permits issued for exhibiting sky-signs, advertisements, etc., was 2,896 realising Rs 6.20 lacs as revenue. The corresponding figures for the last three years were 3,956 3,566 and 3,455 permits and the amount of the fees collected came to Rs. 5.11 lacs, Rs. 4.73 lacs, and Rs. 3.94 lacs, respectively.

The Department instituted 4,476 prosecutions for offences under Sections 328, 328A, 394 and 412-A of the Bombay Municipal Corporation Act, as against 3,530, 2,964 and 1,686 during the previous three years. The total amount of fines inflicted was Rs. 33,905 as against Rs. 24,149, Rs. 21,930 and Rs. 21,669, respectively during the previous three years.

The number of squatters and hawkers licences issued during the year was 51,902 and the earnings therefrom amounted to Rs. 5.74 lacs as against 46,347, 42,977, and 41,250 fetching Rs. 4.10 lacs, Rs. 4.73 lacs and Rs. 4.02 lacs, respectively, during the preceding three years. It is observed that the amount outstanding from squatter licence fees on 31st March 1961 was about Rs. 0.45 lac as against Rs. 0.35 lac, Rs. 0.55 lac and Rs. 0.46 lac in the previous three years.

34. The total number of establishments under the various categories including Administration of Theatres, etc., on 31st March 1961, was 1,08,950 as against, 1,06,050 Shops & Establishments Act of 1948. 1,04,658, and 1,00,510 in the previous three years.

During the year under report 1,924 complaints were received in addition to 41 pending from the preceding year, out of which 1,930 were investigated, leaving 35 complaints pending at the close of the year. 481 mass raids against 432, 380 and 413 in the preceding three years, were carried out upto the end of the year. The total number of visits and revisits paid to different types of establishments was 70,736 of which 51,626 were to shops, 1,446 to commercial establishments, 6,255 to restaurants and eating houses, 334 to residential hotels and 75 to theatres, etc. The corresponding figures of the previous year, were 59,158, 46,134, 9,521, 3,246, 158 and 99, respectively.

At the beginning of the year 1,586 prosecutions were pending while 6,733 new prosecutions were instituted during the year, making up a total of 8,319. Of these prosecutions, 6,751 resulted in convictions, 5 in acquittals while 70 cases were withdrawn. The number of cases pending at the end of the year was 1,477. The total amount of fines realized was Rs. 2,49,315 as against, Rs. 1,75,110 and Rs. 1,70,945 in the previous two years.

Total expenditure incurred in administering the Act and the Payment of Wages Act, 1936 during the year was Rs. 2,54,643 against which the Government grant-in-aid was Rs. 1,75,110 for meeting the part of the expenditure incurred during the year 1959-60. The corresponding figures in the previous two years were Rs. 2,34,459 and Rs. 1,70,945 and Rs. 2,24,904.82 and Rs. 1,59,924.38, respectively. While furnishing the figures for the year 1959-60, it was again pointed out to Government that ever since the Corporation was entrusted with the Administration of the Act and more so since April 1955 when it was entrusted with the administration of the Payment of Wages Act, 1936, the expenditure to be borne by the Corporation on that account had increased and they were requested to raise the grant-in-aid at last to cover the expenditure incurred by the Corporation for the administration of these Acts each year. It is, however, evident from the grant-in-aid actually received from Government for the year 1960-61, that they have not considered the Corporation's request.

The total income by way of Registration fees, etc., for the year amounted to Rs. 18,550.13 as against Rs. 14,393.14, in the previous year.

The Theatre Tax Section, which was hitherto looked after by this Department was transferred to the Assessor and Collector's Department with effect from Theatre Tax. 1st October 1960.

249 complaints pertaining to the Payment of Wages Act, were received, of which 166 were amicably settled. It did not become necessary for the department to file any case before the Authority under the Payment of Wages Act; in 2 cases the complainants had filed cases in the City Civil Court whereas in 2 other cases claims were filed before the Commissioner of Labour. In 43 cases investigations revealed that the same were either fictitious or had no sufficient evidence to facilitate action. There were only 5 cases pending disposal at the close of the year under report.

35. Total receipts of the department during the year was Rs. 58.91 lacs, against Markets. Rs. 43.20 lacs in the previous year, showing an increase of Rs. 15.71 lacs.

The number of Municipal markets during the year remained at 22 including the squatters' Area at Parel Village, as in the previous year. The total number of regular stall therein was 3,208 and 800 spaces. The net receipt amounted to Rs. 25.19 lacs as against Rs. 18.52 lacs in the preceding year, thus showing an increase of Rs. 6.67 lacs.

The average percentage of vacant stalls per quarter was 3.47 against 2.78, 4.36 and 7.45 respectively, in the preceding three years. The total receipts from stallage charges, squatter fees, scale-shed fees and licence fees, etc., in respect of all Municipal markets amounted to Rs. 35.56 lacs as against Rs. 28.63 lacs, Rs. 26.77 lacs and Rs. 26.97 lacs in the preceding three years. During the year under report, works of repairs, improvements, extensions, etc., to several Municipal markets were carried out. The work of collecting scale fees at the Arthur Crawford Market continued to be carried out departmentally and the revenue collected therefrom amounted to Rs. 8.19 lacs as against Rs. 4.92 lacs, Rs. 4.42 lacs and Rs. 4.29 lacs realized in the preceding three years.

The number of private markets during the year was 17 as against 20, 20 and 23 in the previous three years. The number of outside meat shops was 189. The licence fees realized from private markets and outside meat shops were Rs. 48,884 and Rs. 19,525, respectively.

Surprise raids to detect and prevent the smuggling of animals and contraband meat and unauthorised slaughter as also insanitation and congestion in markets were carried out during the year. The total quantity of contraband meat seized and destroyed was 2,05,329 lbs. as against 1,02,330 lbs. in the preceding year. In all 1,442 seizures were effected in different parts of the City and 1,284 prosecutions were instituted for illicit slaughter, resulting in conviction of 163 persons and recovery of fine amounting to Rs. 8,332. The Standing Committee view with concern the large increase in the sale of contraband Meat in the City as indicated by over one hundred per cent increase in the seizure and destruction of contraband meat smuggled into the City during the year and strongly urge upon the executive that greater vigilance be exercised to prevent such illegal transactions not so much from the point of revenue but in the interest of public health.

During the year the total quantity of unwholesome articles of food, such as, meat, fish, fruits, vegetables, etc., destroyed was 10.04 lacs lbs., as against 7.33 lacs lbs, 5.16 lacs lbs. and 5.86 lacs lbs., in the previous three years.

The total number of animals brought to the fair ground at the Bandra Slaughter House during the year was 19.23 lacs as against 18.56 lacs, 17.49 lacs, and 17.31 lacs in the previous three years.

The approximate weight of dressed carcasses of buffaloes and cattle was 6,637 tons as against 7,057 tons in the previous year, while that of sheep and goats was 11,249 tons as against 11,054 tons in the last year, and that of pigs was 312 tons as against 304 tons in the previous year.

The total number of animals slaughtered during the year was 13.27 lacs as against 13.09 lacs, 12.63 lacs and 13.00 lacs during the previous three years.

The total quantity oil fish brought to the markets was 19,000 tons, approximately the same quantity as in the previous year.

Major improvements were carried out during the year under report at the Municipal markets known as Arthur Crawford Market, Chowpatty Market, Peddar Market, G. M. C. Market, Plantain Market, Garam Khada Market, Dadar Market, etc.

36. Population Census.—Under the Census Act 1948, the Executive Health Officer was appointed as the Chief Census Officer for carrying out the 1961 decennial census operations in Greater Bombay. For the purpose of Census Operations various steps were taken at the close of which it was found that the percentage of growth in population in Greater Bombay during the last ten years, 1951-61, is 38.47.

Birth and birth rate.—The number of live births recorded during the year was 71,044 as against 74,391 and 67,069 in the previous two years. Of the registered births, 36,407 were males and 34,637 females giving a proportion of 105.1 males to 100 females. The birth rate was 30.5 per 1,000 of the population as against 31.9 in the preceding year and 18.5 of the mid-year estimated population. The number of still births was 2,966 or 4.2 per cent. of live births.

Deaths and death rate.—The total number of deaths registered from all causes during the year was 31,008 as against 28,527 and 31,372 in previous two years. It was less by 725 than the average annual mortality of the last ten years and 1,222 less than the mean mortality of the preceding five years. According to the Census population of 1951, the death rate per 1,000 living persons worked out to 13.3 as against 12.2 and 13.5 in the last two years and also 8.1 of the mid-year estimated population. Of the total 31,008 deaths, 17,591 were among males and 13,417 among females. The excess of deaths amongst males may be ascribed to the slight preponderance of males in population. The death rate among females was, however, actually higher than among males, the male death rate being 11.9 and the female death rate 15.8 against 12.2 and 16 respectively, in the preceding year. As in the previous

years, the diseases of the respiratory system were responsible for the highest death rate of 2.7 per 1,000 of the population. A large proportion of deaths from respiratory diseases occurred among children and infants under 5 years of age. The causes coming next on the list for the year were congenital debility and diseases of early infancy, old age and tuberculosis, giving a death rate of 1.5, 1.3 and 1.0, respectively.

Deaths among infants under one year of age was 7,752 against 7,711, *i.e.*, 41 more than the previous year and 703 less than the annual average of the previous decennium. The infant mortality rate for the year was 109.1 per 1,000 of live births as against 103.7 in 1959.

Maternity and Child Welfare.—During the year under report, the main clinics at the six maternity homes, ten subsidiary clinics and one Maternity unit at Dharavi were kept functioning throughout the year. Aid was given to the poor mothers delivered at their homes in the form of Rawa, jaggery, ghee and milk, etc. Milk distribution scheme was continued with the object of giving aid to poor and undernourished women attending Municipal Maternity Homes. The number of cases admitted in these Homes was 13,416 against 14,813 and 15,024 in the preceding two years, while the number of confinements was 11,118 as against 12,276 and 9,681 in the previous two years.

Social services in the shape of ante-natal care at birth, care during infancy and pre-school life were rendered to the public through the five Maternity Homes under the charge of lady Medical Officers with a staff comprising nurses and Health Visitors. The Health Visitors paid 43,709 visits in various districts against 49,808 and 44,534 in the previous two years, while the Medical Officers personally visited 2,665 cases as against 3,604 cases in the previous year.

With a view to controlling maternal and infant mortality, advice and instructions in spacing births were given confidentially by qualified lady doctors to married women strictly on medical grounds at the 20 Family Planning Clinics. Health Visitors assigned for this work paid domiciliary visits to mothers for carrying on follow-up work and propaganda amongst mothers. The total number of attendance at the clinics was 10,537 as against 9,031 and 9,178 in the preceding two years. It is gratifying to note that this scheme is becoming more and more popular among the women, particularly of the low-income group.

The maternal mortality rate recorded during the year remained at 1.5.

Infectious Diseases.—The total number of cases of infectious diseases reported during the year was, 12,982 as against 9,771 in the preceding year. Of these 12,872 (99.1 per cent.) as against 9,670 (98.9) per cent. in the previous year, were from the District Registrar and 110 (0.9 per cent.) against 101 (1.1 per cent.) in the last year were from medical practitioners. There were no cases of Plague. Small-pox caused 2,450 attacks (including 45 originating in other local areas of India) and resulted in 786 deaths and Enteric Fever caused 3,319 attacks (including 99 originating in other local areas of India) with 219 deaths. Diphtheria caused 4,539 attacks (including 301 originating in other local areas of India) and 133 deaths.

During the year 1,33,909 persons were inoculated against Enteric Fever as against 1,59,748 in the preceding year. Primary Vaccination and re-vaccination against Small-pox done during the year were 76,832 and 8,29,632, respectively, as against 71,753 and 3,37,284, respectively, in the preceding year.

General Sanitation.—The principal causes contributing towards the insanitary conditions in some parts of the City were insufficiency of sewers, continuance of the basket privy system and high density of houses and persons per acre and some practical difficulties, such as, absence of proper accesses, transport difficulties, etc., in the way of rendering adequate conservancy services both as regards collection, removal and disposal of refuse and also comparative shortage of water supply. 775 basket privies still remained to be converted into W.C.s on full flushing system, pending the implementation of the Town Planning Schemes. The routine inspection of dwellings to find out sanitary defects was made by the Medical Assistants and Sanitary Inspectors under the general supervision of Assistant Health Officer. During the year under report 2,532 insanitary huts were demolished or vacated. In view of insanitary conditions prevailing in the City, this activity needs to be intensified to a great extent.

Health Education and Propaganda.—Health Education was carried out by the Public Relations Officer, through all modern publicity media.

Ailing children were visited and revisited at their homes by the School Health Nurses as per directions of Medical Officers, when they imparted instructions wherever found necessary.

to parents of ailing children as regards their care, diet, etc., 2,271 visits and 718 revisits were paid during the year. In this way, the possibility of recurrence of the disease was minimised.

Insecticidal Service.—Fly and other insect-pests likely to cause nuisance were further reduced as a result of regular anti-fly and other disinfestation measures by the Insecticide Branch Squads. Looking to the magnitude of the work, it is imperative that the service requires to be further intensified.

The Standing Committee are constrained to note that for the last several years, diseases of the respiratory system are responsible for the highest death rate every year and that a large proportion of deaths occur among children and infants under five years of age. Likewise the infant mortality rate which was 109.1 per 1,000 is rather on the high side. The Committee consider that the Executive should see what preventive or remedial measures need to be taken to reduce the death rate especially among the Infants.

Malaria.—Malaria was registered as the cause of 1 death as against 2 each in the preceding two years. 2 deaths were ascribed to Ague and Remittent Fevers as against 12 in the preceding year. Out of 2,108 wells in the City on 1st January 1960, 1,660 were hermetically sealed with cement concrete covers and 435 were open or partially opened wells. All the retained wells, except a few, were stocked with gambusia fish replenished every six months or oftener if found necessary. Neither the Urban Vector A *Stephosi* nor any other known vector species of *Anopheles* was detected during the year. Notices were issued against the owners to keep their compounds free from breeding mosquitoes as a precaution against the disease.

37. The number of new cases treated at the 27 dispensaries and one mobile dispensary was 5,86,645 (3,00,783 males and 2,85,862 females) as against 5,22,725 and 4,45,095 in the previous two years. In addition to the above dispensary work, women's and children's clinics were conducted by three part-time lady doctors at 6 Municipal dispensaries in the City for two hours thrice a week. The number of new cases treated at these dispensaries was 4,718 as against 5,751 in the previous year. The total attendance numbered 51,123 as against 68,305 in the previous year. These figures include the visits of lady doctors to patients at their homes.

The Municipal Eye Dispensary and Hospital at Kamathipura were attended by two Honorary Medical Surgeons by turns throughout the year. The Hospital has an accommodation for 6 beds each for males and females with a modest operation theatre and a full time resident Nurse. The total attendance of patients was 1,04,363 as against 99,183 and 83,433 in the previous two years. The total number of new cases treated was 14,907 as against 13,590 and 12,603 in the previous two years. The number of indoor patients among the new cases treated and total attendance of indoor patients were 302 and 4,345, respectively.

Leprosy.—The control of Leprosy in the City was exercised as before through the Acworth Leprosy Home, Wadala, with an accommodation of 500 beds. In the absence of a Municipal Institution for the isolation and treatment of cases suffering from this foul disease, this Home has been doing commendable work for over 60 years. In addition to this, the Institution conducts a well-equipped out-patients' clinic, the entire cost of which is borne by the Corporation.

The average daily attendance of patients was 254.3 and the total number of new cases treated at the clinic was 2,923 as against 3,082 and 2,945, respectively, in the previous two years.

Six Health Visitors appointed by the Municipality (including 1 for Suburbs), and one Medico-Social Worker and three Non-medical Assistants appointed by the Home paid visits to the houses of patients, first 1,086 and subsequently 4,315 as against 1,175 and 4,090, respectively, in the preceding year. The Medical Assistants in charge of Municipal free dispensaries have also been specially trained for detection of early cases of leprosy. The number of such cases detected and treated free at Municipal dispensaries was 15.

The leprosy control problem in Greater Bombay has now been dealt with under the Greater Bombay Leprosy Control Scheme. Seven clinics were conducted, four in the City and three in the Suburbs, for the diagnosis and treatment of leprosy. A staff consisting of 1 Honorary Secretary, 2 Assistant medical officers, 7 health visitors, 4 ward-boys and two medico-social workers and an experienced clerk was appointed under the scheme, the expenditure being shared equally by the Bombay Municipal Corporation, the State Government and the Gandhi Memorial Leprosy Foundation, Wardha. The capital expenditure on account of building, etc., is being borne by the Municipality.

38. There were four T. B. clinics to serve as out-patient centres for admissions to the Group of T. B. Hospitals. The total number of beds for T. B. Patients at the Corporation's disposal was 746, viz. Group of T. B. Hospitals, Sewri, 458, Ramkunwar Daftary T. B. Clinic and Isolation Centre Dadar, 88, and Sarvodaya Hospital, Ghatkopar, 200. Each clinic is managed by well

qualified staff and is equipped with appliances necessary for treatment of patients. The total no. of patients examined and put on waiting lists was 6,332. The total No. of patients treated at Group of T. B. Hospitals, Sewri, was 3821 as against 3398 during the previous year. Of these, 2574 were discharged as improved, 80 were non-Tuberculosis cases, 38 as not improved, 361 left prematurely against advice, 321 (as against 239 of last year) died and 447 remained under treatment at the close of the year. The largest number of admissions was within the age group between 20 to 35 years, as against 21 years to 25 years in the previous two years. Mortality rate was 1.1 per cent. per 1,000 at Census population. The total number of surgical operations performed on patients was 436, as against 407 and 592 in the previous two years.

The follow-up of discharged patients and giving them A. P. and P. P. refills were continued as before. The total number of such refills given during the year were 15,033, as against 18,757 and 19,941 during the preceding two years. There were 60 admissions to the A. P. and P. P. Refill Department during the year as against 157 and 485 in the previous two years.

Two new buildings are under construction in the premises of the Hospitals which when completed, will provide accommodation for 300 additional beds.

The total expenditure incurred during the year on the Group of T. B. Hospitals, Sewri, was Rs. 16.10 lacs approximately, as against Rs. 13.46 lacs and Rs. 12.11 lacs in the previous two years. The average cost per patient per day was Rs. 10.33 as against Rs. 8.67 and Rs. 7.66 in the previous two years.

For the 200 beds reserved at the Sarvodaya Hospital, Ghatkopar, the Corporation, has to pay Rs. 5 per patient per day. Injections are also supplied free by the Corporation for use of patients admitted to the Sarvodaya Hospital. The expenditure incurred by the Corporation in this connection was Rs. 3,64,526 plus Rs. 13,618 for medicines.

At the R. D. T. B. Hospital and Isolation Centre at Dadar, 255 new cases were admitted during the year. 125 cases were discharged as improved, 77 left prematurely against medical advice, 50 died and 77 remained under treatment.

The Poor Box Collections including fees for medical certificates issued during the year amounted to Rs. 4,448.48, the total amount in the fund being Rs. 25,904.13. A regular monthly donation of Rs. 100 from the British Indian Steam Navigation Company Ltd., was continued to be received during the year. Many other donations were also received. The Standing Committee while thanking the donors sincerely hope that donations of this type would be forthcoming more liberally to supplement Municipal efforts in eradicating this disease. The Committee consider that in the interest of the City's health, it is necessary that steps should be taken for detection of such cases in primary stage and for thorough treatment so that mortality may be reduced.

39. For combating Venereal Diseases, free medical facilities, both preventive and curative, were continued as in the preceding year. During the year, 20,238 cases were treated at the Clinics as against 19,466 and 19,713 in the previous two years. Of these 17,490 were males and 2,748 were females. For prophylaxis, 26,951 persons attended the municipal prophylactic centres as against 20,885 and 18,272 in the previous two years, the average daily attendance for treatment and prophylaxis being 839.8.

The Medical Officer in charge of ante-natal and post-natal Clinics sent 1,145 samples of blood for investigation of Syphilis. Out of these, 107 gave positive results of Kahn's Tests and of these only 8 attended the clinic for treatment during the year.

The Contact Investigation Centre started last year at the Bellasis Road Clinic by appointing two Medico-Social Workers met with encouraging response.

40. During the year, out of about 2,42,740 School Children in Municipal Schools 65,477 were examined, as against 77,402 in the previous year and of them 56,944 were found defective. The total number of defects was 1,41,156. Arrangements to treat 18,427 children were made in the school clinics at the K. E. M. Hospital. During the year, 356 schools and classes were visited by the School medical staff to complete the examination of 65,477 pupils (34,509 boys and 30,876 girls and 92 special cases). Parents of 37,396 pupils only consented to have their wards treated at the clinic and the Municipal Dispensaries. The Medical Officers interviewed 2,751 pupils' parents in schools and explained to them the necessity of their children availing of the required treatment. Minor ailments among the children were treated at the nearest municipal dispensaries. Cases with major

ailments were treated at the School Clinic at the K. E. M. Hospital, which has been adequately expanded from 3rd January 1957. Only 3,341 new and 15,086 old cases requiring immediate attention were, therefore, examined and treated at the clinic and of these 628 were shown to the Consultants of the Hospital for expert opinion. 231 children with error of refraction were prescribed and supplied spectacles, free of charge. All the Schools were supplied with emergency outfit. 149 children suspected of having leprosy infection were directed to the Acworth Leprosy Home for examination. Of them 30 were found positive and were prevented from attending schools. 56 cases of enlarged spleen were taken to various Municipal dispensaries for blood smears examination. 659 children suffering from scabies, ring-worms and boils were treated in the schools by the School Medical Officers. 186 tonsil and other operations were performed at the School clinics. One case of rat bite and one case of dog bite were treated at the School Clinic. 391 suspected cases of T. B. were screened. 17,658 children were got re-vaccinated. 356 and 1,027 health talks on subjects of personal hygiene were given to pupils, respectively, by the Medical Officers and the School Health Nurses, in order to inculcate healthy habits. The latter also visited and re-visited 2,271 and 718 ailing children, respectively, at homes and gave necessary instructions to their parents as regards their care and diet.

During the year under review, 52,140 certified undernourished children could be catered with 6 oz. of pasteurised toned milk at 352 milk distributing Centres. The supply of milk under Sunday Milk Scheme was discontinued from 1960 owing to administrative difficulties. About 3,80,070 children under 12 years of age whether schooling or not took advantage of this Scheme.

The child welfare centre of J. J. Hospital (which is a part of the W. H. O. Nursing Education Project) assisted the Municipal Schools Health service with the health programme in the 2 municipal schools in the compound of the J. J. Hospital. The children of these schools who were found defective by the Municipal Staff were referred to the various wards of J. J. Hospital for diagnosis treatment, by this centre. 86 pupils with defects were treated. Annual Sports, Mass Drill displays and Scout Rallies were organised by the Education Department for municipal school children in different parts of Greater Bombay where the school Medical Officers were directed with necessary outfit for rendering medical aid to injured participants.

41. The Hospitals have a total accommodation of 414 beds. Except Tuberculosis and Leprosy, patients suffering from other infectious diseases are admitted to the Hospitals. The total number of patients admitted during the year was 32,542, which was the highest so far recorded, as against 24,775 and 23,871, in the preceding two years, the daily average of admission being 817 as against 652 and 657 in the preceding two years. Of the total number of patients, 3,786, 5,674 and 2,885, respectively, suffered from Enteric Fever, Diphtheria and Small-pox. On account of heavy admissions of cases of major infectious diseases, restriction on admissions of cases suffering from less dangerous diseases had to be imposed.

The total expenditure of the City Fever Hospital during the year was Rs. 25.41 lacs as against Rs. 20.56 lacs and Rs. 19.25 lacs in the preceding two years.

42. The bed accommodation in the Hospital was 704 during the year under report. As against this number of beds, the average daily number of in-patients was 919. The beds were distributed amongst men, women and children patients as 382, 226 and 96, respectively. The accommodation was fully occupied throughout the year and there was constant overcrowding in the Wards. The total number of in-patients admitted during the year was 33,859 against 31,052 and 29,599 in the previous two years. The daily average number of in-patients was 919. The average number of days each patient was resident was 9.9 against 10.3 and 9.79 in the last two years. The average cost per in-patient per day was Rs. 9.21 as against Rs. 10.06 and Rs. 9.49 in the previous two years. The average cost per in-patient admission was 93.01 as against Rs. 100.10 in the previous year. Out of 2,703 deaths as many as 1,241 died within 24 hours of admission, 514 died after 24 hours but within three days of admission and the rest after three days of admission.

The total number of new out-patients treated was 2,35,249 as against 2,34,117 and 2,11,380 in the preceding two years. The total number of out-patients attendance including casualty patients during the year came to 8,07,743 against 7,97,819 and 7,12,683 in the preceding two years. The highest number of out-patients attendance on any one day was 3,520 as against 3,930 and 3,066 in the preceding two years, while new out-patients admitted on a single day was 1,045 as against 988 and 942 in the preceding two years.

The Poor Box Charity Fund from which relief was rendered to poor patients, continued to give relief and comforts to deserving patients which ordinarily could not be given out of the Municipal Fund. An amount of Rs. 1,00,157.37 as against Rs. 74,663.75 and Rs. 74,236.01

in the previous two years was spent for affording relief to poor patients for costly drugs, injections, blood transfusions, etc.

The Gift Shop started for the convenience of patients and their relatives, the Physiotherapy Centre and School, Occupational Therapy Centre and School, Prophylactic Immunization Centre, Family Health Centre, Pharmacological Laboratory, Ambulance Division, Recreation Room and Library for patients, and the Co-operative Credit Society carried out their work in their respective spheres satisfactorily.

The Medico-Social Service Department was able to render intensive service to the needy patients.

Dr. Jivraj N. Mehta Pharmaceutical Laboratory, attached to the Hospital, manufactured many injectables viz., 57,900 transfusion bottles of 500 c.c. each, 12,905 ampules of 16 different injectable solutions and about 1,000 litres of sterile loose solutions and carried on analytical and pharmaceutical work during the year. The Blood Bank worked satisfactorily and during the year 3,583 bottles of blood were issued to the patients.

Total expenditure incurred during the year for the maintenance of the Hospital was Rs. 40.58 lacs as against Rs. 36.30 lacs in the previous year.

A Family Planning Centre, which is aided by Government of India, gave advice to 761 women and the poor amongst them were supplied with contraceptives free of charge. 178 sterilization operations were performed during the year.

Dr. B. N. Purandare Gynaec and Obstetric Research Centre was declared open on 15-9-1958. Various research projects concerning Gynaecological and Obstetric problems and disorders of Hormonal origin were carried out at the centre during the year.

The Convalescent Home with 120 beds worked satisfactorily and was a great help in relieving the congestion in the K. E. M. Hospital. In all 601 convalescent patients were transferred from the K. E. M. Hospital and other medical institutions (including 95 brought over from the previous year). Out of these 507 were discharged, leaving a balance of 94 patients in the wards at the close of the year.

1,565 Food Handlers working in hotels and restaurants in the City were referred to the hospital for examination of which 852 persons attended. 811 Food-handlers were found fit, 17 unfit, 24 persons were partly examined as they failed to give their stools, etc., for pathological examination.

43. The bed accommodation in the Hospital remained at 370 (310 non-paying and 50 paying and 10 for B.E.S. & T. Employees), 22,845 patients were admitted during the year as against, 22,926, 21,561 and 20,525 during the preceding three years. The highest number of in-patients on a single day was 460.5. The daily average number of in-patients was 504 as against 450.7, 426.3 and 415 in the preceding three years. The average number of days each patient was a resident was 7.3 as against 7.1, 7.25, and 7.3 in the preceding three years.

The total number of in-patients treated was 23,288 including 443 of the previous year as against 22,926 and 470 in the preceding year. The number of maternity and gynaec cases was 8,188 as against 8,754 in the preceding year.

The total number of operations performed on in-patients was 7,820 as against 8,314, 7,793 and 7,225 in the preceding three years. The average cost per in-patient on diet per day was Rs. 1.05 as against Rs. 0.99, Rs. 1.04, Rs. 0.98 in the preceding three years.

The total number of new out-patients was 1,47,839 with a daily average of 475.3 as against 1,43,776 and 462.3 respectively, in the preceding year and 1,34,030 and 445.2 in the year preceding the last. The total number of out-patients attendance was 5.89 lacs with a daily average of 1,896.2 as against 5.24 lacs and a daily average of 1,687.4 in the preceding year and 5.79 lacs and a daily average of 1,925 respectively, in the year preceding the last. The highest number of out-patients attendance on a single day was 2,750 as against 2,823, 2602, and 2,508 in the preceding three years. The total number of operations performed on out-patients was 8,048 as against 7,862, 6,770 and 7,355 in the preceding three years. 28,495 accidents and other emergency cases were treated in the Casualty Department as against 26,700, 28,112 and 24,261 in the preceding three years.

The Paying Bed Scheme started from 1st September 1951 is working satisfactorily. The number of patients admitted in the General and Special rooms during the year was 1,639 as against 1,704, 1,812, and 1,857 in the preceding three years. 237 major and 242 minor operations were performed on paying patients, as against 210 and 343, 272 and 357 and 315 and 319, respectively, in the preceding three years.

The Pathological and Bacteriological investigations in respect of 98,534 in-patients and 60,362 out-patients were carried out during the year as against 40,499, 44,840 and 47,556 and 52,926, 48,346 and 33,567 respectively, in the preceding three years. 329 autopsies were also performed during the year as against 322 in the preceding year.

The total number of cases treated by the Physio-therapy Department during the year under report was 2,081 while 1,232 cases were treated in the Occupational Therapy Department.

The Medico-Social Service Department which was started from 1st August 1956 has been rendering valuable services to the needy patients. The Department supplied injections and medicines to 375 needy patients and rendered help to 670 patients for placement rehabilitation, etc.

The Hospital has an up-to-date library with latest publications of various branches of medical science. 107 new books on medical subjects were purchased, bringing the total to 771 books. 83 journals were subscribed of which 6 journals were received as 'donation', during the year under report.

The amount in the Poor Box Fund at the close of the year stood at Rs. 69,825.69 as against Rs. 99,901.47 in the previous year. During the year, a sum of Rs. 36,892.57 was collected from the Charity Boxes and by way of donations, etc., and the expenditure amounted to Rs. 66,948.35. A balance of Rs. 76,325.69 remained in the Poor Box Fund at the close of the year.

Nurses' Training School—15 student nurses were admitted for training in General nursing course of which 12 were successful in examination, 37 students Nurses were sent for examination in Midwifery and all were declared successful.

This Hospital has been attached to the Topiwala National Medical College for clinical instructions to under-graduate students. The Hospital continues to be affiliated to the University of Bombay for post-graduate as well as under-graduate studies and to the College of Physicians and Surgeons of Bombay for post-graduate studies.

44. The Hospital has an accommodation of 336 beds distributed among men, Bai Yamunabai L. Nair Charitable Hospital. women and children patients as in the last year. The accommodation was fully occupied throughout the year. Throughout the year, on an average, 87 in-patients were admitted over the scheduled number in the Hospital and on many occasions they had to be accommodated on the floor for want of adequate beds. The total number of in-patients admitted was 20,184, as against 19,164 and 17,474, in the previous two years. The daily average number of in-patients was 422.84 as against 431.07 and 383.92, in the previous two years. On an average, each patient was resident for 7.64 days against 8.21 and 8.59 days in the previous two years. The total number of in-patients treated was 20,573 including the balance of 389 of the previous year of whom 7,092 were cured, 8,163 were relieved, 3,603 left the hospital against Medical advice or were otherwise discharged, 1,311 died and 404 remained at the close of the year. The average cost per in-patient per day was Rs. 9.51 against Rs. 8.67 and Rs. 7.97 during the preceding two years.

The total number of out-patients treated was 3,37,129 against 3,42,501 and 3,02,909, in the preceding two years and the average number of out-patients' attendance per day was 1,087.51 against 1,101.29 and 980.29, in the preceding two years. The highest out-patients attendance on a single day was 1,624 against 1,707 and 1,480, in the preceding two years. The highest number of new cases in the out-patients Department on a single day was 675 and of the old cases treated was 1,022 during the year under report. The average cost per out-patient per day was Rs. 1.04 against Re. 0.955 and Rs. 0.89 during the preceding two years. During the year 6,876 and 6,388 operations were performed respectively on in-patients and out-patients against 6,628 and 7,260, respectively, during the last year.

11,163 in-door patients were dispensed with special prescriptions during the year, working out an average of Rs. 30.58 daily. 2,41,201 out-door patients were dispensed with, giving an average of 780.59 patients daily.

The total expenditure incurred on the maintenance of the hospital including liabilities amounted to Rs. 20.60 lacs, against Rs. 17.20 lacs and Rs. 15.99 lacs in the preceding two years.

The total amount in the Poor Patient's Fund by way of receipts amounted to Rs. 54,891.90, Rs. 4,706.45 were by way of donations and Rs. 15,909.34 by way of collections from the boxes kept in wards and out-door department.

During the year, 1,912 blood transfusions were administered and a sum of Rs. 27,705 was paid to the professional blood donors.

As in the previous year, various pharmaceutical firms offered donations for research on their products.

The Patients Welfare Committee which was formed nearly three years ago to devise ways and means for providing facilities to the patients in the Hospital continued its activities during the year and several functions were organized for the benefit of patients. Issue of Books from the Patients' Library, which was started during 1957-58 was continued during the year.

The Family Planning Clinic carried out its usual activities during the year.

45. The Hospital was declared open on 2nd September 1956. It has an accommodation of 38 beds. Helpless patients, suffering from diseases that have no reasonable hope of cure and yet need medical and nursing care, are admitted to this Hospital as such patients are not generally admitted to any other Hospital. The hospital continued to be under the supervision of the Dean, B. Y. L. Nair Charitable Hospital.

B. M. C. Dr. Bhajekar
Hospital for incurable
Diseases.

During the year 77 patients were admitted and 38 were the balance left over from the last year. The maximum number of in-patients on a single day was 4 and the daily average was 0.5 in the year.

The total expenditure during the year under report amounted to Rs. 91,370 and the daily average cost worked out to Rs. 92.35 per patient.

46. During the year under report, 85 fresh admissions were made. Of the 739 students on the roll, against 719 in the previous year, 251 were lady students and 247 post-graduate and research students, against 179 and 226, respectively, in the previous year. Out of 555 students sent up for various examinations, 322 passed the whole examination against the corresponding figures of 461 and 277 of the previous year.

Seth G. S. Medical
College.

The number of male students residing in the Hostel during the year was 231, while the number of lady students accommodated in the Lady Students' Hostel remained at 42.84 students, such as undergraduates, interneers, research students, etc., were accommodated in the new hostel at Naigaum. Income derived from the College and the Hostels by way of tuition fees, hostel rent, etc., was Rs. 1.61 lacs against Rs. 1.37 lacs and Rs. 1.48 lacs in the previous two years, while the total expenditure amounted to Rs. 9.62 lacs (including payment of Dearness Allowance of Rs. 1.80 lacs) against Rs. 7.53 lacs and Rs. 7.15 lacs in the preceding two years. The income derived from and the expenditure incurred on the Hostels were Rs. 20,160 and Rs. 42,690 respectively, as against Rs. 20,466 and Rs. 47,005 in the previous year. The gross and net cost per student worked out at Rs. 2,400.97 and Rs. 1,999.25 respectively, as against Rs. 1,528.47 and Rs. 1,249.45 in the previous year. The amount of fees received from the post-graduate students was Rs. 20,575 as against Rs. 14,925 in the previous year.

The different departments of the College and the Hospital had, in addition to their normal teaching and departmental works, made some investigations under the auspices of the K. E. M. Hospital and Seth G. S. Medical College Staff Research Society and other institutions.

The progress of other activities like Library, Museum, Gymkhana, etc., was satisfactory.

47. The College had 315 under-graduate students on the roll at the close of the year, out of whom 124 were lady students. Besides, there were 83 post-graduate students including 19 lady students. 69 students passed the Final M.B., B.S., Examination and 10 students at the various other examinations held in 1960. The new College building was declared open. The hostel attached to the College provided accommodation for about 200 male students. Arrangements to accommodate the lady students in the Grant Medical College Hostel continued during the year.

Topiwala National
Medical College.

The total expenditure incurred on the maintenance of the College amounted to Rs. 5.60 lakhs as against 5.41 and Rs. 5.07 lakhs in the preceding two years. The total income by way of tuition fees, hostel rent, etc., received amounted to Rs. 1.47 lakhs against Rs. 1.36 and Rs. 1.33 lacs in the preceding two years.

Associate appointments which were sanctioned as experimental measure continued during the year under report.

48. During the year under report, 40 students including 8 ladies passed the B. D. S. Degree Examination from the College. The College has 76 Dental Chairs, 52 Electric Dental Units, 4 well-equipped laboratories and 3 Dental X-Ray Units and other equipment to give dental treatment on most modern lines and also to facilitate teaching of Dentistry. There were 259 students including 36 lady students on the roll as against 247 and 23, respectively, in the previous year. The College also runs a Dental Clinic where all types of dental treatment such as silver, gold and cement fillings, supply of artificial sets of teeth, regulation of teeth of children etc., are done by charging the prescribed fees. During the year 87,727 patients-44,715 males, 23,815 females and 19,197 children-were treated, as against 77,390, 64,645 and 58,967 in the preceding three years. The total expenditure incurred was Rs. 4.20 lacs, against Rs. 3.34 lacs, Rs. 2.60 lacs and Rs. 2.12 lacs in the preceding three years and the total realisations by way of fees from students and patients were Rs. 1.17 lacs, against Rs. 1.16 lacs, Rs. 1.02 lacs and Rs. 86,299 during the preceding three years.

The Academic Council looks after the academic affairs and the Advisory Dental Board advises the Dean and the Municipal Commissioner in the policy to be followed in matters of administration. Since June 1954, the College is affiliated to the Bombay University for B. D. S. Degree in Dentistry and the Diploma course has been abolished. A special Department of Speech Therapy has been recently started for treating patients for speech defects. Service was rendered from the Poor Box Fund to poor deserving patients in the shape of supplying sets of artificial teeth and repairs to sets of teeth. Research work in Dentistry was continued at the College during the year. The College has also organised M.D.S. (Post-Graduate) Course in Dentistry from June 1959.

49. At the close of the year, there were 3,33,066 pupils in 572 schools and 124 classes in Greater Bombay, including Extended Suburbs, the number in the City being 2,35,180 pupils in 378 schools and 49 classes; 76,508 pupils in 153 schools and 47 classes; and in the Extended Suburbs 21,378 pupils in 47 schools and 28 classes. The corresponding figures for the previous year were 3,16,105 pupils in 569 schools and 110 classes in Greater Bombay, which was made up of 2,29,105 pupils in 379 schools and 47 classes in the City; 68,159 pupils in 148 schools and 37 classes in the Suburbs; and 18,844 pupils in 37 schools and 26 classes in the Extended Suburbs. Thus, during the year, there was a net increase of 16,961 pupils in Municipal Schools. The highest number of pupils on roll was 3,61,052 at the end of August 1960. The average attendance of pupils throughout the year was 2,90,292—2,08,268 in the City Schools, 65,140 in Suburban Schools and 17,521 in the Extended Suburban Schools. The total number of teachers in Greater Bombay at the end of the year was 8,403 of whom 8,097 were ordinary and 306 special teachers, as against 8,503 teachers of whom 8,195 were ordinary and 303 special teachers in the preceding year. Out of 8,097 ordinary teachers, 7,311 were trained, as against 7,227 out of 8,195 in the previous year. The percentage of trained teachers was 86.8 as against 88.1 in the preceding year.

The requirements of teachers in Municipal Schools are assessed as per class-Room formula approved by the Education Committee. The Municipal Schools were grouped into beats and the Beats into Divisions for purposes of supervision and administrative work.

With a view to avoiding over-crowding in classes, it was laid down that ordinarily a class should not have more than 50 pupils to facilitate proper attention to pupils. In schools housed in hired residential buildings over-crowding on account of inadequate space was an impediment in the way of efficient instruction. In all, about 559 Municipal Schools and Classes were required to be run in one more than one session for want of sufficient accommodation and 3,408 class rooms were used twice. A programme of construction of new school buildings, which is being implemented on a larger scale, would improve the situation considerably in a few years.

As in the past, the syllabus of studies was divided month by month for the guidance of teachers and for facilitating gradual completion of studies in time as per Schedule. Teaching aids were supplied to schools and additional teaching aids, such as, maps, charts and models were prepared by the teachers themselves. Hindi was continued to be taught in the upper Primary classes. Parents and guardians were kept informed of the progress, conduct and attendance of their wards by forwarding to them the Progress Cards every month. Pupils of Standards I to III were promoted to higher standards at the end of the year on the basis of the results of the Weekly Tests throughout the year. Double Promotion Examinations were held as per rules in August 1960. In all 809 i.e., 88.37 per cent. pupils, out of the total of 916 who appeared were successful and promoted to higher standards.

In all 15,575 pupils—12,265 from City and 2,603 from Suburbs and 707 from Extended Suburbs—from Municipal Schools, appeared for the Primary School Certificate Examination—1961, and out of them 6,627 from City Schools, 1,777 from Suburban Schools and 368 from Extended Suburbs were declared successful.

Some of the main factors which hampered *inter alia* the progress of pupils were largeness of certain classes, lack of suitable buildings, inadequate facilities to pupils to study at home and economic conditions of the parents, resulting in irregular attendance and long absence of pupils and shorter Sessions.

The existing curriculum for Standards I to VII revised by Government came into force with the year 1955 and is being followed in Municipal Schools from June 1955. The Text Books which were being used during the previous year, were continued to be used during the year under report. As per the decision of the Government, the teaching of English from Std. V on an optional basis was introduced during the year under report.

The Rahimtoola Currimbhoy Urdu Training Institute for Women continued to function as usual. In all, 84 pupils in the First Year and 89 in the Second Year were under training. All the 84 Trainees of the I Year Class were promoted to the II Year Class. Out of 89 Trainees of the II Year Class, 50 (*i.e.*, 56.1 per cent.) were declared successful at the Primary Teachers' Certificate Examination.

The number of Municipal owned buildings at the beginning of the year was 109, of which 38 were in the City and 45 in the Suburbs and 26 in Extended Suburbs. Six school buildings were built during the year under report.

218 Schools (including classes) were housed in the Municipal owned school buildings, 463 schools (including classes) were housed in rented buildings. Due to the increase in the number of pupils in Municipal schools from year to year, it has become practically impossible to acquire additional accommodation except by way of construction of new school buildings or extending the existings ones. The Department is making a steady and planned progress towards acquisition of private plots and structures, etc., wherever possible.

The Corporation continued to impart vocational education. The Director of Technical Education has agreed to grant recognition to the Municipal Printing Class at Foras Road provided arrangements are made in the class for teaching III Year Typography Course. There were 23 Vocational Classes in 11 Vocational Schools. Carpentry and tailoring, are also taught in these Schools. Other subjects taught are printing, repairing of clocks, sign-board painting, carpet weaving, book-binding, toy-making, etc.

Various extra-curricular activities, such as Educational Film shows, *Sharad Utsav*, School Anniversaries, class Panchayats, Excursions, etc., were carried on as usual during the year under report.

The average cost per pupil per year in the schools calculated on the basis of the average number of pupils on rolls was Rs. 52.49 in the City and Suburbs and Rs. 74.83 in the Extended Suburbs.

The Standing Committee feel that while the progress of Primary Education in our schools during the year under report may be said to be on the whole satisfactory, there are certain features such as unsatisfactory condition of rented buildings accommodating Municipal Schools, class rooms sometimes having been required to accommodate as many as 50 to 60 pupils in a class, in regard to which though the Department is alive to the urgency of the problem much remains to be done in this direction. The Standing Committee hope that the Executive will put in more effort to see that additional sites for school buildings are secured and that the programme of constructing new school buildings is completed within the prescribed time limit.

The Research Unit started functioning from 6th July 1955 for implementing the suggestions contained in Shri R. V. Parulekar's Report on the Bombay City Education System and continued its useful work during the year under report.

Some of the important studies carried out by the Research Unit during the year under report are (1) A longitudinal study of the various aspects of the problems arising out of the high incidence of wastage and stagnation in primary schools, the causes of stagnation and wastage, the subjects in which children fail at different levels, relations between age and attainment, relation between stagnation and wastage and such other allied topics. The study covered (1) the progress of about 6,000 children enrolled in Standard I between 1950 and 1957, (2) Continuance of Intelligence Testing as an aid to the selection and recruitment of primary teachers (3) Pamphlets on 'Teaching Composition to children in Standard I to IV, etc.,' have been prepared, and (4) the study of the effectiveness of Free Milk Scheme in Municipal Schools together with the possibility and usefulness of giving multi-purpose food to children, the study having definitely shown that milk is a better food for children than snacks.

50. During the year under report, 235 tons of bleached and unbleached paper were purchased from the market. The printing work of the various departments of the Corporation has increased considerably during the year. Over and above the Budget Estimates, Establishment Schedule, Municipal Chief Auditor's Administration Report, Canteen Coupon Books were also executed for the B. E. S. & T. Undertaking, at a total cost of Rs. 31,716.37. The total number of jobs carried out were 9,160 and number of pages printed were 59,264 as against 10,272 and 57,808 in the preceding year. The total quantity of paper consumed during the year under report was 215 1/2 tons as against 257.25 tons and 209 tons in the preceding two years.

The transactions of the Press for the year closed with a surplus of Rs. 2,861 on the total turnover of Rs. 11,93,581 against the surplus of Rs. 6,927 and the turnover of Rs. 13.86 lacs or the preceding year. The labour staff as on 28th February 1961 consisted of 252 workers against 267 and 228 on the same date in the preceding two years.

51. During the year under report, the department continued to attend to contested matters and other legal proceedings in the High Court, City Civil Court, Small Causes Court and Police Courts as also to other legal matters. During the year, the department received 14,556 files, against 9,827 and 9,273 files in the previous two years, addressed 1,884 letters, against 2,238 and 1,760 letters in the preceding two years, to outside parties or their legal advisers and gave opinions on different departmental matters and advices on 56 documents against 195 and 110 documents in the last two years. The report contains figures of High Court and City Civil Court suits as well as number of documents, such as, conveyances, leases, etc., that were completed.

The income by way of costs recovered amounted to Rs. 24,558 and expenditure to about Rs. 1,35,006 as against Rs. 24,000 and Rs. 1,14,472, respectively, in the preceding year.

52. During the year, 12 Trade Unions represented Municipal employees with a total membership of about 25,781 against 24,000 and 19,659 in the preceding two years. The total number of labour staff employed in the main departments was 33,553 (comprising of about 200 categories) against 33,408 and 31,230 in the previous two years.

With a view to promote cordial relations between the staff and the Administration, Joint Councils representing labour staff, functioned in 20 departments, their scope being wide enough to permit discussions on various matters relating to grievances and conditions of service of the staff.

The Labour Department dealt with 2,117 complaints as against 1,788 and 1,991 in the previous two years, regarding service conditions, recruitment, promotions, transfers, etc. Of these complaints, 1,391 were redressed, 644 found not genuine cases and 82 were pending at the close of the year.

The recreational, educational, hygienic and other cultural and social activities, indoor as well as out-door, organized by the Welfare Branch of the Department for the benefit of Municipal workers and their dependents were continued more vigorously at 25 Labour Welfare Centres and 2 sub-centres. Out of these 18 were run for the benefit of the employees of the Conservancy Branch, 6 for Hospital employees, 2 for Water Works employees and 1 for the employees of the Mechanical Engineer's Department. The average daily attendance of adults and children at the different Welfare Centres was 1,350 and 1,360, respectively, as against 1,315 and 1,340 during the preceding year. The maternity unit attached to the Chembur Welfare Centre continued to do its useful work under a qualified Lady Doctor and medical treatment, wherever necessary, was given. 5,040 cases were treated at the Unit during the year under report as against 4,740 and 4,845 in the preceding two years.

13 Peshi Committees for enquiring into the mis-conduct of employees were in existence in Hospitals and Maternity Homes. A four-stage grievance procedure has also been introduced in all Departments, for redressal of the employees' grievances. Out of 392 applications received for scholarships, 126 eligible applicants for secondary education and 78 for higher education were awarded scholarships at a total cost of Rs. 18,500. 497 applications were received for medical assistance and help aggregating to Rs. 20,000 was given in 459 deserving cases. The Labour Officer also made arrangements to get the applicants admitted, wherever necessary, in different Municipal Hospitals for treatment. The Scouting Organization had 1,158 Rovers Scouts and Cubs and 320 bulbul and guides, on the Roll during the year.

In addition, the Labour Officer also attended the hearing of day-to-day offence cases of the Conservancy, Fire Brigade and Engineering Departments.

The Municipal Mazdoor Union raised a dispute before the Conciliation Officer. Other recognised Unions have also sent certain demands which are under consideration.

53. This department effected general publicity about the activities and services rendered by different Departments and disseminated knowledge on health, hygiene and civic sense among the citizens through popular media of propaganda such as posters, leaflets, exhibitions, film shows, cleansing campaigns, talks, press notes, etc. The Public Health Department was also assisted in its drive against communicable diseases. Criticisms and or suggestions in local newspapers were brought to the notice of authorities concerned.

It also participated in various important celebrations such as World Health Day, Mayor's Fund Week, Social Education Week, Prohibition Week, Ganesh Festival and National Cleanliness Day. Many stalls on different aspects of health, hygiene, etc., were set up throughout Greater Bombay, independently and in co-operation with various social organisations. The Department also participated in the Republic Day and Maharashtra State Day Celebrations for which special floats were prepared and the same were taken round the City and Suburbs.

During the year under report, a Civic-Guide-cum-Diary, 1961, was published in English, Marathi and Gujarati languages. A revised edition booklet containing names, etc., of Councillors and the members of different Committees was reprinted.

The department also undertook, through contract, production of a coloured documentary based on Sharad Utsav celebrated by pupils from Municipal Primary Schools.

Health propaganda drive was carried on through the Department of the Public Relations, both in the City and the Suburbs through all the popular and modern publicity media. During the year, the section organised important activities such as health exhibitions and health education film shows on various health subjects. Arrangements were also made for display of hoarding on civic sense on public conveniences and tram cars and through itinerary exhibits in Municipal schools. It also helped the vaccination and inoculation staff of the Health Department by persuading people to accept vaccination and inoculation, etc. It also attended to the work of preparing and distributing health education material in the shape of posters, show-cards, leaflets, models and other types of exhibits. Other publicity work of the department included Press notes, slide releases and talks from mobile vans. Special visits were arranged to the Public Health Museum of distinguished guests and visitors to the City, etc. Similar service was also given during the Second Conference of Municipal Corporations of India when visits were arranged for the various delegates.

54. The office of the Test Audit Officer formerly under the Chief Accountant has been designated as Administrative Officer (Enquiries) and placed under the direct control of the Municipal Commissioner. The department deals with departmental Enquiries and Stock Verification.

Test check of consumable stores, stationery, etc., and verification of Plant and Machinery etc., was done by actual visits during the year to 355 offices, depots, etc., and 282 schools in the City, Suburbs and Extended Suburbs.

During the year the Enquiries Section dealt with 3,250 cases, of which 2,378 pertained to the City, 475 to Suburbs, 194 to Extended Suburbs and 203 to Education Department. Investigations were carried out into 621 cases of alleged misconduct, misbehaviour, theft of Municipal property, breaches of provisions of Municipal Bye-laws, infringement of licence conditions, etc. In 110 cases, punishments varying from dismissal to mere warnings were meted out. 101 cases were filed as the allegations were found to be false and malicious. In the remaining cases, Departments concerned were asked to take necessary actions.

Periodical checking of balances of Petrol, Diesel Oil, etc., at various pumps was done. The distribution of relief from the Mayor's Fund to the families affected by fire, house collapses and other victims of natural calamities was also carried out by the Department.

55. The Bombay Civic Journal, an accredited organ of the Corporation, completed seven years in March 1961.

The Journal has been publishing regular features as also special articles from prominent citizens and authorities on various topical subjects in pursuance of its policy of promoting civic progress and enlightenment and the ideal of active, intelligent and creative citizenship. The main features of the material published in the Journal are objective recording of deliberations and activities of the Corporation and its Departments as also of the B.E.S. & T. Undertaking and associated institutions, citizens' view point on subject of civic interest and on current issues before the Corporation, new plans or projects sponsored by the Corporation, etc.

Besides the Annual Number published in April 1960, Special Numbers on Independence, Divali and Republic Days were brought out. The May 1960 special Issue was devoted to the inauguration of the new State of Maharashtra and the March 1961 Special Number was devoted to water works to celebrate the Centenary Celebrations of the Vehar Water Works.

Though during the year under report, efforts were made to enhance the utility and appeal of the journal, the Standing Committee feel that it is necessary that the department should make more vigorous efforts not only to improve the standard of the journal and make it more popular but also to make it financially self-supporting.

56. During the year under report the working and progress of the Mahatma Gandhi M. G. M. O. Swimming Memorial Olympic Swimming Pool at Shivaji Park was satisfactory. Pool.

The Swimming Pool was closed during the period from 15th to 29th December 1960 for annual repairs. Facilities to polio crippled children, etc., were also given and in all 13 children took advantage thereof free of charge.

'The VIII Anniversary Day' function was held on 27th April 1960 with aquatic competitions for the Pool members. Water Polo Matches were played with local clubs. The Annual Long Distance Open Sea Race was also held. The Pool premises were given for use, free of charge, to the Bombay State Aquatic Association and the University of Bombay, for holding their annual aquatic sports. Reservations of the Pool for 344 hours on payment of prescribed fees, was also allowed to school, etc., parties, as usual, which added Rs.8,720 to the Municipal Treasury. Two members of the Pool were selected and included in the Bombay Water Polo team for International Water Polo Meet matches played at Singapore in November 1960.

The collection of fees, etc., at the Pool amounted to Rs. 1,61,557 as against Rs. 1,24,590 and Rs. 1,22,916 for the preceding two years.

57.* As a consequence of the implementation of the recommendations of Messrs; Ibcn Ltd., an Organization and Methods Division has been set up so as to further simplify the methods of procedure with a view to improving efficiency and ensuring economy. The Organization and Methods Division started functioning with effect from 26th March 1957 and works as a part of the Municipal Commissioner's Office. The Division was assigned the work of introduction and supervision of office procedure. The principal objectives sought to be achieved are receipt and turnover of work, cutting down of delays, assessment of arrears, disposal time and equitable distribution of workload, etc.

It was also entrusted with the work of standardization of forms and administrative training to the staff of the various Departments.

MUNICIPAL CORPORATION OFFICE, }
BOMBAY, 20th October 1961. }

W. S. MATKAR,
Chairman, Standing Committee.

* Paragraphs 58 to 84 of the Review of the Standing Committee relate to the Administration Report of the Suburbs and Extended Suburbs.

ADMINISTRATION REPORT OF THE MUNICIPAL COMMISSIONER FOR GREATER BOMBAY FOR THE YEAR 1960-61.

CORPORATION, STANDING COMMITTEE, IMPROVEMENTS COMMITTEE AND THE EDUCATION COMMITTEE.

CORPORATION.

Shri V. N. Desai, B.A., who was elected Mayor at the Meeting of the Corporation held on the 4th April 1960, held that Office throughout the year.

2. One hundred seventy-eight meetings of the Corporation including thirty six Special and Adjourned Special Meetings and one hundred and forty seven Meetings of the Committees and two Meetings of the Sub-Committees other than those of the Standing Committee, the Improvements Committee and the Education Committee were held during the year. Councillors also attended one Reception for presenting Civic Address to His Excellency Mr. Gamel Abdel Nasser, President of the United Arab Republic. They also accorded five Civic receptions to (1) Dr. Rajendra Prasad President of the Union of India, (2) Shri B. P. Koirala, Prime Minister of Nepal, (3) Fourth Indian Contingent with the U.N. Emergency Force on their return Home, (4) Officers and Personnel of the Territorial Army Units in Greater Bombay, and (5) Foreign and Indian Authors, literary figures and delegates attending the Tagore Centenary Session of the All India Bengali Literary Conference (36th Session).

3. There was no change in the personnel of the Corporation during the year. The vacancy caused by the death of Shri Ibrahim M. Merchant was not filled in due to ensuing General Elections.

STANDING COMMITTEE.

4. Dr. R. N. Kulkarni was elected Chairman of the Standing Committee at their Meeting held on the 8th April 1960. He held that Office throughout the year.

5. Shri P. K. Kurane, B.A., was appointed a Member of the Standing Committee from 17th September 1960 *vice* Shri S. S. Gaikwad, B.A., B.T., M.Ed., resigned. There was no other change in the personnel of the Standing Committee during the year.

6. Shri J. K. Joshi was an *ex-officio* member of the Standing Committee from 8th April 1960 by virtue of his election as the Chairman of the Education Committee.

7. Eighty-two regular meetings including adjourned meetings and thirty Special Meetings including adjourned Special Meetings were held during the year.

8. There were thirty eight attendances of the members of the Standing Committee for audit of Municipal accounts and two hundred and thirty five for the signing of cheques.

IMPROVEMENTS COMMITTEE.

9. Shri D. V. Joglekar was elected Chairman of the Improvements Committee at their Meeting held on the 12th April 1960 and held that Office throughout the year.

10. The only change that took place in the personnel of the Improvements Committee was the appointment of Shri E. A. Bandoowala as a Member of the Improvements Committee on 28th September 1960, *vice* Shri Ibrahim M. Merchant, deceased.

11. Thirty one regular Meetings including adjourned Meetings were held during the year.

EDUCATION COMMITTEE.

12. Shri J. K. Joshi was elected Chairman of the Education Committee at their Meeting held on the 8th April 1960 and held that Office throughout the year.

13. Seventeen regular Meetings including adjourned Meetings and fifteen Special Meetings including adjourned Special Meetings were held during the year.

CORPORATION AND STANDING COMMITTEE OFFICE.

(i) Until the appointment of Shri P. C. Pandya, M.A., LL.B., M.P.A. (U.S.A.) to the post of Municipal Secretary was made, effective from 9th April 1960, Shri K. I. Lalani, B.A. (Hons.), LL.B., Ag. Dy. Municipal Secretary, looked after the duties of the Municipal Secretary.

(ii) No circumstances arose in this Department in which it was necessary to invoke the provisions of the Municipal Servants' Act 1890.

(iii) There was no award of any adjudication during the year 1960-61, so far as this Office is concerned.

LIST OF THE MEMBERS OF THE CORPORATION WHO HELD OFFICE ON 31st MARCH 1961.

SHRI V. N. DESAI, B.A., *Mayor.*

DR. R. N. KULKARNI, *Chairman, Standing Committee.*

SHRI D. V. JOGLEKAR, *Chairman, Improvements Committee*

SHRI J. K. JOSHI, *Chairman, Education Committee.*

SHRI G. B. MAHASHABDE, *Chairman, B. E. S. & T. Committee.*

AHUJA, SHRI R. B.
ASHAYYA, SHRI R. B.
BAGWE, SHRI G. S., B.A., LL.B.
BANDOOKVALA, SHRI ESHAKBHAI A.
BANDUKVALA, SHRI N. Y.
BAPAT, SHRI V. P., B.Sc. (Engg.), A.M.I.E.
BEDI, SHRI M. H.
BELOSAY, SHRI R. L., B.A., LL.B.
BHATIA, SHRI P. D.
BHOGLI, SHRI R. K.
BOMAN-BEHRAM, SHRI B. K., M.A., LL.B.
BORALE, SHRI P. T., B.A., LL.B.
BORKAR, SHRI K. L.
CASTELLINO, DR. V. A., M.B., B.S. (Bom.).
CHAUHAN, SHRI B. V.
CHIMBULKAR, SHRI R. K.
CHIPLUNKAR, SHRI S. D.
CHOGLE, SHRI H. W.
DALAL, SHRI B. A., B.A., LL.B., S.T.C.
DALAL, SMT. DEVIBEN S., B.Sc.
DESAI, SHRI DINKAR D., M.A., LL.B.
DESAI, SHRI K. G.
DESAI, SMT. MANIBEN N., G.A.
DESHPANDE, SHRI D. D., M.Sc., A.I.I.Sc.
DHABUVALA, DR. B. M.
DHORAJIWALA, SHRI M. A.
DHUME, SHRI B. S.
DIAS, SHRI MILEGRES F.
DIGHE, SHRI B. S.
DIVEKAR, DR. T. R., M.B., B.S., B. Hy.
DIVGI, DR. B. P., M.B., B.S.
DONDE, SHRI M. V., B.A.
FARID, SHRI GULAM MAHOMED FAKIR MAHOMED.
GAIKWAD, SHRI S. S., B.A., B.T., M.Ed.
GANACHARYA, SHRI G. B.
GANATRA, SHRI R. K.
GOAD, SHRI Y. S.
GULAM NABI HAJI ABDUL REHMAN, SHRI.
GUPTI, PROF. (SMT.) CHARU SHEELA, M.A.
HARRIS, SHRI M., M.L.C.
ISMAIL KHAWAJA HUSAIN, SHRI.
JADHAV, SHRI B. B.
JHABVALA, SMT. MEHERBANOO S.
JOSHI, DR. M. M., M.B., B.S.
JOSHI, PROF. RAM, M.A.
KALGUTKAR, DR. B. D., M.B., B.S.
KAMBLE, SHRI B. R.
KAMBLE, SHRI N. M., B.Sc., LL.B.
KANITKAR, SHRI G. B., B.Sc. (Hons.), M.A.
KARODE, DR. N. R., M.B., B.S.
KAVTE, SHRI M. N.
KHANDVANI, SHRI M. A.
KHANOLKAR, SHRI V. A., B.A. (Hons.).
KHARAT, SHRI R. G.
KHARE, SHRI C. H.

KUNTE, SHRI P. K., B.A.
KURANE, SHRI P. K., B.A.
LAKHANI, DR. J. M.
MADHAVAN, SHRI M.
MAHADESHWAR, SHRI S. B.
MAHANT, SHRI D. V., B.A.
MAHIMTURA, DR. (SMT.) JAYANTI M., B.A., M.B., B.S.,
L.M. (Dublin).
MATKAR, DR. W. S., L.C.P.S.
MEHTA, SHRI H. R., B.E., A.M.I.E.
MEHTA, SHRI N. D.
MIRAJKAR, SHRI S. S.
MIRASHI, SHRI R. G.
MODI, SHRI S. A.
MOHAMED NABI ABDUL HAFIZ KHAN, SHRI.
MORE, DR. R. B., M.B., B.S. (Bom.).
MUNAGEKAR, DR. D. S.
MUNSHI, SHRI M. N.
NARDE, DR. A. D., M.B., B.S., T.D.D.
PAGARE, SHRI V. S.
PALEKAR, SHRI S. D.
PANDEY, SHRI R. S.
PARALKAR, SHRI P. S., B.Sc., LL.B.
PARIKH, SHRI M. P.
PARMAR, SHRI G. T.
PATEL, SHRI M. YUSUF.
PATEL, DR. S. G., M.B., B.S.
PATIL, DR. B. S., M.B., B.S.
PATIL, SHRI G. L.
PATIL, SHRI J. M.
PATKAR, SHRI N. D., B.A. (Hons.)
PATKAR, SHRI S. R.
PAWAR, SHRI S. B.
PENDSE, SHRI G. M.
PEREIRA, SHRI J. S., B.Sc.
PHALE, SHRI R. B.
PHANIBAND, SHRI K. M.
POPAT, DR. M. B.
PRATAPSINGH LAKSHMIDAS, SHRI.
PUJARI, SHRI L. P.
PUPALA, SHRI P. S.
RANDIVE, DR. V. S.
RAU, DR. S. S., M.D.
RAVAL, SHRI V. G.
REDDY, SMT. TARA G.
SARMALKAR, SHRI T. K.
SAWANT, DR. R. N., M.B., B.S.
SHAH, DR. A. M., M.B., B.S. (Bom.).
SHAH, SHRI JIVRAJ B.
SHAH, DR. NAGINDAS N., L.C.P.S. (Bom.).
SHAH, DR. N. P. L.M. (Dublin), Z.U. (Vienna).
SHAH, SHRI SEVANTILAL S.
SHIGVAN, SHRI P. D.
SINGH, SHRI R. K.

* Vacancy caused due to the death of the late Shri Ibrahim M. Merchant was not filled in in view of the ensuing Municipal General Elections.

TAVDE, SHRI S. S.
 TEMBE, SHRI V. K. F.C.A., LL.B.
 THAKARE, SHRI S. M.
 THAKKAR, SHRI K. V., M.Sc. (Agri.).
 THAKUR, SHRI L. M.
 TORASKAR, DR. V. K., M.B., B.S.
 UPADHYAYA, SHRI P. U.
 UPADHYAYA, SHRI S. M.
 VAIRAGI, SHRI M. T.

VAJIFDAR, SMT. SHERA N., M.Com.
 VANIA, SHRI D. D.B.A., LL.B.
 VARDE, SHRI S. S., M.A.
 VELINKAR, SHRI V. S., B.A., BARRISTER-AT-LAW.
 VORA, SHRI P. H., M.A., LL.B.
 WADIA, DR. S. R., M.B., B.S., M.P. (H.) (Lond.).
 WORLIKAR, SHRI V. B.
 ZUTE, SHRI B. D.

LIST OF THE MEMBERS OF THE STANDING COMMITTEE WHO HELD OFFICE ON 31st MARCH 1961.

DR. R. N. KULKARNI, (Chairman).
 DR. B. P. DIVGI.
 SHRI R. K. GANATRA.
 SHRI M. HARRIS.
 SHRI ISMAIL KHWAJA HUSAIN.
 PROF. RAM JOSHI.
 SHRI V. A. KHANOLKAR.
 SHRI C. H. KHARE.
 SHRI P. K. KURANE.

SHRI H. R. MEHTA.
 DR. R. B. MORE.
 DR. D. S. MUNAGEKAR.
 SHRI M. P. PARIKH.
 SHRI C. M. PENDSE.
 SHRI J. S. PEREIRA.
 DR. N. P. SHAH.
 The Chairman, Education Committee, (SHRI J. K. JOSHI).
 * Ex-Officio.

LIST OF THE MEMBERS OF THE IMPROVEMENTS COMMITTEE WHO HELD OFFICE ON 31st MARCH 1961.

SHRI D. V. JOGLEKAR, (Chairman).
 SHRI B. B. ASHAYYA.
 SHRI E. A. BANDOOKVALA.
 SHRI V. P. BAPAT.
 SHRI D. D. DESHPANDE.
 SHRI R. G. KHARAT.
 DR. J. M. LAKHANI.
 SHRI M. MADHAVAN.

SHRI S. B. MAHADESHWAR.
 SHRI D. V. MAHANT.
 SHRI S. D. PALEKAR.
 DR. BHAL S. PATIL.
 SHRI PRATAP SINGH LAKSHMIDAS.
 DR. S. S. RAU.
 SHRI J. B. SHAH.
 DR. V. K. TORASKAR.

LIST OF THE MEMBERS OF THE EDUCATION COMMITTEE WHO HELD OFFICE ON 31st MARCH 1961.

SHRI J. K. JOSHI, (Chairman).
 SHRI S. D. CHIPLUNKAR.
 *SHRI S. S. DESNAVI.
 DR. B. M. DHABUVALA.
 SHRI B. S. DHUME.
 SHRI GULAM NABI HAJI ABDUL REHMAN.
 PROF. (SMT.) CHARUSHEELA B. GUPTA.
 *SMT. TARA P. KHER.

SHRI V. S. PAGARE.
 *SMT. LILYBEN A. PANDYA.
 SHRI P. S. PARALKAR.
 *SHRI P. S. REDKAR.
 SMT. SHERA N. VAJIFDAR.
 SHRI S. S. VARDE.
 SHRI P. H. VORA.
 SHRI V. B. WORLIKAR.

Shri V. L. Gidwani, M.A., I.C.S., held the post of the Municipal Commissioner upto 29th April 1960.

Shri M. G. Pimputkar, I.C.S., was appointed as Municipal Commissioner from 30th April 1960. He held the office of the Municipal Commissioner for Greater Bombay throughout the year, except for the period from 2nd May 1960 to 15th June 1960 when he was on leave.

Shri J. K. Daruvala, B.A. (Hons.), A.S.A.A., A.C.A., Deputy Municipal Commissioner (General) was appointed as Municipal Commissioner from 2nd May 1960 to 15th June 1960. Shri N. S. Shirodkar, B.A., Assessor and Collector was appointed as Acting Deputy Municipal Commissioner (General) from 19th May 1960 to 15th June 1960 *vice* Shri J. K. Daruvala.

Shri J. K. Daruvala held the post of the Deputy Municipal Commissioner (General) from 1st April 1960 to 4th September 1960 except for the period from 2nd May 1960 to 15th June 1960 when he acted as Municipal Commissioner. He retired from the Municipal services on account of superannuation from 5th September 1960. The post was not filled in during the remaining portion of the year.

Shri S. M. Y. Sastry, M.A., B.L., held the post of the Deputy Municipal Commissioner (Improvements) throughout the year.

Shri V. V. Joshi, M.A. (Oxon), Deputy Commissioner of Labour, Government of Maharashtra, was appointed as Deputy Municipal Commissioner (Labour) from 1st October 1960 and held the post during the remaining period of the year.

Shri R. C. Raval, I.A.S., held the post of the Deputy Municipal Commissioner (Suburbs) upto 30th April 1960 (afternoon) when he reverted to Government service.

Smt. Kapila Khandvala, B.A., B.T. (Bom.), M.A. (U.S.A.), Education Officer, Bombay Municipal Corporation, was appointed as Deputy Municipal Commissioner (Suburbs) from 19th May 1960 to 30th September 1960.

Shri B. C. Cariapa, I.A.S., was appointed as Deputy Municipal Commissioner (Suburbs) from 1st October 1960 and held the post during the remaining period of the year.

Shri S. G. Redkar, B.Sc., LL.B., held the post of the Assistant Municipal Commissioner throughout the year.

II.—HEADS OF DEPARTMENTS.

Shri N. S. Shirodkar, B.A. (Hons.), held the post of the Assessor and Collector throughout the year except for the period from 19th May 1960 to 15th June 1960 during which period he was appointed as Acting Deputy Municipal Commissioner (General). During this period, Shri Sayed Husain Sultan was in charge of the Department.

Smt. Kapila T. Khandvala, B.A., B.T. (Bom.), M.A. (U.S.A.) held the post of the Education Officer throughout the year except for the period from 19th May 1960 to 30th September 1960 during which period she was appointed as Acting Deputy Municipal Commissioner (Suburbs). During this period, Smt. U. Karnik, M.A., B.T., Superintendent, Marathi Schools (North) was looking after the work of Education Officer.

Dr. S. V. Joglekar, M.S., F.C.P.S., held the post of the Dean, K. E. M. Hospital and Seth G. S. Medical College throughout the year except for the period from 30th August 1960 to 9th January 1961 when he had gone abroad for observing the methods of Medical Education under the Rockefeller Foundation Travel Grant. During this period, Dr. N. M. Purandare, M.D., Professor of Pathology and Bacteriology was looking after the duties of the post of the Dean both at the Hospital and the College.

Shri V. Damle, G.D.A., A.C.A., held the post of the Chief Accountant till he retired from Municipal Service due to superannuation from 20th September 1960. Shri N. V. Naik, G.D.A., permanent Administrative Officer (Enquiries) was appointed as Chief Accountant from 20th September 1960 and continued during the rest of the year under report.

Shri F. D'Souza, B.E., held the post of the Controller of Stores throughout the year except for the period from 13th June 1960 to 24th July 1960 during which period he was on earned Leave. During his absence, Shri K. A. Mehta, Deputy Controller of Stores (Technical) was appointed as Acting Controller of Stores.

Shri S. G. Vengsarkar, B.A., M.I. Fire E. held the post of Chief Officer, Fire Brigade upto 26th June 1960 and thereafter Captain Mehmudshah, Deputy Chief Officer took over the charge.

Smt. Madhuri R. Shah, B.A. (Hons.), M.Ed., Ph.D. (Bom.), Ph.D. (London) was in charge of the Research Unit throughout the year except for the period when she was on Study Leave to U.S.A. from 26th March 1960 to 16th November 1960 and Smt. V. M. Nadkarni, B.A., B.T., D.L. (Bom.) M.Sc. (Education) (California) officiated for the period.

Shri N. M. Haeerns, B.A., held the post of the Chief Inspector, Shops and Establishments Department till 7th July 1960 and Shri N. J. Alvares, MA., LL.B., from 8th July 1960. They also supervised the work of administration of Theatre Tax in the City limits till 30th September 1960. From 1st October 1960 the work of Theatre Tax was transferred to Assessor and Collector's Department.

Shri U. G. Rao, B.A., held the post of the Editor, The Bombay Civic Journal till 16th July 1960. Shri U. G. Rao resigned from 17th July 1960 and thereafter the work was managed by Smt. L. Ugrankar, Assistant Editor, The Bombay Civic Journal till the end of the year.

Shri K. F. Golwala, held the post of the Manager, Mahatma Gandhi Memorial Olympic Swimming Pool throughout the year except for the period from 14th November 1960 to 7th December 1960 when a Water Polo State Team visited Singapore for International Championship and accompanied the Bombay State Team as a Manager. During his absence the Head Clerk was entrusted with the additional duties of the Manager.

Shri P. C. Pandya, M.A., LL.B. (Bom.), B.T., L.S.G.D., M.P.A. (U.S.A.) who was in charge of the Organization and Methods Division left the Division on 8th April 1960 to join as Municipal Secretary. Shri K. U. Mehta, B.A. (Hons.) Kovid was in charge of the Division from 9th April 1960 till the end of the year under report.

Dr. S. C. Upadhyaya held the office of the Curator, Victoria and Albert Museum during the year except for the period from 1st March 1961 to 12th March 1961 when he was on Earned Leave and Shri S. M. Shirodkar, Acting Museum Assistant (Clerk) looked after his work during the period.

Shri S. W. Apte, M.A., Dip. Lib. held the post of the Chief Librarian, Municipal Free Reading Rooms and Libraries, throughout the year except for the period from 1st April 1960 to 24th April 1960 when he was on Earned Leave. During the period of his absence, Shri A. R. E. Sonde, the Senior Clerk from that Department looked after his duties.

Shri R. V. Damania, B.Com., G.D.A., F.S.A.A., held the post of the Municipal Chief Auditor throughout the year except for the period from 9th May 1960 to 20th July 1960 when he was on Earned Leave. During the period of his absence, Shri Y. H. Shende Deputy Municipal Chief Auditor looked after his duties.

The following Officers continued in their respective appointments throughout the year: -

Shri S. V. Desai, B.E. (Civil), A.M.I.E. (India), A.M.I.C.E. (London), D.I.C., as City Engineer.

Dr. R. B. Fondekar, M.B.B.S., B.Hy., as Executive Health Officer.

Shri R. V. Abreu, B.Sc., B.E. (Civil), M.I.E. (India), as Hydraulic Engineer.

Dr. L. Monteiro, M.D., as Dean, Topiwala National Medical College and Bai Yamunabai L. Nair Charitable Hospital.

Dr. H. D. Merchant, D.M.D., F.I.C.D., as Acting Dean, Nair Hospital Dental College.

Dr. V. S. Shevde, M.B.B.S., Assistant Medical Officer continued to look after the duties of the Superintendent, Lokmanya Tilak Municipal General Hospital.

Dr. S. A. Shah, M.B.B.S., D.M.R.E., D.P.H., T.D.D., Assistant Medical Officer looked after the duties of the Medical Superintendent, Group of T.B. Hospitals.

Shri S. M. Postwala, B.E., A.M. Inst., C.E. (London), A.M.I.E. (India) as Executive Engineer (Estates and Land Management).

Shri V. G. Sabnis, B.E., as Election and Town Duty Officer.

Shri A. M. Desai, M.A., LL.B., as Solicitor to the Corporation.

Smt. F. A. Irani, B.A. (Hons.), LL.B., D.S.S.A., as Labour Officer.

Shri N. V. Naik, G.D.A., as Administrative Officer (Enquiries).

Shri N. A. Mistry, M.A., as Public Relations Officer.

Shri S. V. Apte as Manager, Municipal Printing Press.

Shri C. K. Patel, M.A., LL.B., as Superintendent of Licences.

Dr. V. Periyar, G.B.V.C. as Superintendent of Markets.

Shri G. S. Hegde, B.Ag. as Superintendent of Gardens.

FINANCIAL

(000 Omitted)

According to the Budget Estimates the normal income, Expenditure and deficit for the year were estimated at Rs. 12,34,93, Rs. 13,00,66 and Rs. 65,73 respectively. However, the actual income realised was Rs. 14,23,43 (including transfer of Rs. 19,33 from B. E. S. & T. Fund) and the expenditure incurred was Rs. 12,88,26 resulting in a surplus of Rs. 1,35,17 at the end of the year.

The actual income during the year *viz.*, Rs. 14,04,10 (exclusive of Rs. 19,33 transferred from B. E. S. & T. Fund) shows an increase of Rs. 1,74,73 with that of the previous year, *viz.*, Rs. 12,29,37 (exclusive of transfers from B. E. S. & T. Fund). There are increases amounting to Rs. 1,88,94 in the aggregate, counterbalanced by decreases amounting to Rs. 35,00. The main increases were under General Tax Rs. 74,18 under Town Duties, Rs. 16,70, Miscellaneous Rs. 1,79, Receipts from Mahatma Gandhi Swimming Pool Rs. 39, Water Works Rs. 52,26, Museums and Libraries, Rs. 11, Street Cleansing and Conservancy Rs. 21,05, Roads, S.W. Drains Rs. 1,26 Mechanical Rs. 60, Fire Brigade Rs. 2,16, Markets and Slaughter Houses Rs. 15,10, Contribution from Capital Funds Rs. 3,01 and Rebate on account of collection of U. I. P. Tax Rs. 33; The main decreases being under Grant-in-aid in respect of fines for offences against the law Rs. 4,95, Interest on investment of surplus Loan and other balances Rs. 1,41, Interest on Plant and Machinery Depreciation Fund Rs. 22, Receipts from Municipal Journal Rs. 5, Receipts on account of proportionate cost of collection of Education Cess Rs. 73, Public Health Rs. 1,80, Medical Relief and Education Rs. 24, Buildings, Land Acquisition etc., Rs. 3,06, Licensing Rs. 1,50, Gardens and Open Spaces Rs. 19, Extraordinary receipts Rs. 8 and Transfers from B. E. S. & T. Fund Rs. 20,77.

The actual expenditure for the year *viz.*, Rs. 12,88,26 shows an increase of Rs. 1,12,70 over that of the previous year *viz.*, Rs. 11,75,56.

There were increases in expenditure under certain heads, gross increases for the year being Rs. 1,14,52 counterbalanced by decreases of Rs. 1,81. The main increases were under General Supervision Rs. 16,92; Water Works Rs. 17,69, Medical Relief Rs. 34,86, Street Cleansing Rs. 28,67, Roads, S. W. Drains Rs. 6,37, Mechanical Rs. 72, Building Rs. 53, Fire Brigade Rs. 2,34, Licensing Rs. 52, Gardens Rs. 2,26, Market Rs. 1,64, Contribution to Budget 'E' Rs. 2,66, contribution to Budget F Rs. 2,55. The Main decreases were under Museum and Libraries Rs. 71, Public Health Rs. 1,11, contribution to Budget B Rs. 16, and Contribution to Budget D Rs. 2,75.

The incidence of taxation per head for the year was Rs. 43.93 nP. as against Rs. 44.97 nP. for the preceding year.

The net unencumbered surplus cash balance on 31st March 1961 (including the minimum required by law) was Rs. 2,02,01 against Rs. 71,40 on 31st March 1960.

The Balance of Stock, including surplus as on 31st March 1961 was valued at Rs. 3,95,76 against Rs. 3,31,80 at the close of 1959-60 showing an increase of Rs. 63,96.

The total amount of grants (including Renewed and Additional grants) was Rs. 16,17,78 while the expenditure amounted to Rs. 12,88,26 leaving an unexpended balance of Rs. 3,29,52. Out of this, grants aggregating Rs. 1,60,61 are being renewed for expenditure in 1961-62 while Rs. 1,68,91 are treated as savings.

Additional grants sanctioned during the year aggregated to Rs. 1,23,93 as against Rs. 1,54,06 in 1959-60.

The expenditure on Capital Works during the year amounted to Rs. 2,67,52 against Rs. 9,87,22 provided for in the Revised Estimates under this head.

During the year loan amounting to Rs. 3,07,50 was raised *viz.*, Rs. 1,37,50 from the public at 4½ per cent. with 12 years currency, Rs. 1,70,00 internally at 4½ per cent. with 25 years currency and Rs. 13,03 were taken from special funds to finance the expenditure on Plant and Machinery.

Reduction of Debt during the year amounted to Rs. 64,57. The loan liabilities of the Corporation at the close of the year stood at Rs. 45,14,86. **Loan Liabilities.** The total Sinking Fund required upto 31st March 1961 was Rs. 10,45,59 but the actual value was Rs. 10,78,40 as under :—

	Rs.
Public Securities of the market value of	.. 10,73,20
Interest accrued on the above securities upto 31st March 1961	.. 5,20
	<u>10,78,40</u>

A comprision of the net revenue and net expenditure for 1959-60 and 1960-61 is made below in accordance with the Standing Committee Resolution No. 12,212 dated the 3rd February 1892 :—

Particulars.	1959-60	1960-61
Net Revenue after deducting refunds, drawbacks and charges in respect of assessment and collection and granting of refunds:—	Rs.	Rs.
General Tax	... 4,46,08,005	5,21,34,682
Town Duties	... 1,01,38,647	1,18,22,132
Music etc., Licences	.. 27,616	28,524
Returns from Property and Miscellaneous	.. 62,55,509	56,84,960
Water Works	.. 30,41,311	65,06,989
Street Cleansing and Conservancy, Road Watering and Halalkhore Service	.. Dr. 1,22,43,890	Dr. 1,30,46,709
Wheel Tax and Tolls	.. 51,21,555	57,32,615
Fire Tax	.. 2,18,611	2,01,287
Markets and Slaughter Houses	.. 21,21,165	34,60,670
Licensing and Removal of Encroachments etc., and Theatre Tax	.. 27,38,812	25,36,484
Contribution from Capital Funds to Revenue on account of Loan Works Staff	.. 5,51,277	8,51,840
Extra-ordinary Receipts :—		
Interest on Net Premia Fund and Excess on Sinking Fund	... 1,87,439	1,79,126
Rebate from Government on account of collection of U. I. P. Tax in the City	... 2,17,306	2,49,972
Transfers from the B. E. S. & T. Fund under Section 469KK(2)(e) and LL(1)(d) of the Bombay Municipal Corporation Act	.. 40,10,782	19,33,325
	<u>6,69,94,145</u>	<u>7,82,75,897</u>
Net expenditure after deducting receipts : —		
General Superintendence	.. 23,80,827	29,14,165
Education (Primary)	.. 1,19,79,319	1,22,45,468
Museums and Libraries	.. 2,84,662	2,02,672
Public Health	.. 51,44,535	50,57,047
Medical Relief and Education	.. 1,82,29,433	2,17,71,904
Roads, S. W. Drains (including Public Lightings)	.. 87,23,862	98,35,654
Mechanical	.. 4,16,634	4,28,561
Building, Land Acquisition & Management	.. 15,27,393	19,56,652
Gradens and Open Spaces	.. 12,77,958	14,94,927
Miscellaneous	.. 6,01,299	18,82,042
Contribution towards Improvement Scheme	.. 47,44,009	47,27,647
Contribution to Budget 'D'	.. 17,40,807	14,65,941
Contribution to Budget 'F'	.. 4,35,202	6,89,854
Contribution to Fines Fund	.. 1,16,254	86,886
	<u>5,76,02,194</u>	<u>6,47,59,420</u>
Surplus or Deficit	.. + 93,91,951	+ 1,35,16,477
Total	<u>6,69,94,145</u>	<u>7,82,75,897</u>

IMPROVEMENT SCHEMES

General Account

(000 Omitted).

According to the Budget Estimates B the Income, Expenditure and Deficit ^{Estimates and actuals} for the year were estimated at Rs. 1,32,94 ; Rs. 1,38,37 and Rs. 5.43 ^{of Income and Expenditure.} respectively. On the closing of the accounts, the position of the Income was Rs. 1,32,51. Expenditure Rs. 1,32,53 resulting in a Deficit of Rs. 2.

The actual Income for the year *viz.*, Rs. 1,32,51 shows a net increase of Rs. 5,00 ^{Variation in Income.} over that of the preceding year *viz.*, Rs. 1,27,51. This is made up of increase in Rent and other proceeds of properties Rs. 8,41 counter-balanced by decrease of Rs. 56 under interest and profit on investments ; Grant-in-aid for meeting deficit in General Account, Rs. 2,53 Contribution from Municipal Corporation Rs. 17 and under Miscellaneous Receipts Rs. 15.

The actual expenditure for the year *viz.*, Rs.1,32,53 shows an increase of Rs. 7,56 ^{Details of expenditure.} on that of the previous year *viz.*, Rs. 1,24,97. This is due to increase of Rs. 6,57 under Maintenance of Properties and Streets and Rs. 99 under Debt Charges.

Capital Account.

The expenditure on Capital Works during the year amounted to Rs. 62,87. ^{Expenditure on Schemes, Loan Floated during the year.} Reduction of Debt during the year amounted to Rs. 8,97. The liabilities of the Improvement Schemes at the close of the year stood at Rs. 15,21,31. The total Sinking Fund required upto 31st March 1961 was Rs. 5,99,67 but actual value was Rs. 6,84,34 as under :—

	Rs.
Public Securities of the market value of	.. 6,84,13
Interest accrued on the above securities upto 31st March 1961	.. 2,21
Total	<u>6,86,34</u>

Capital Account Slum Clearance (City).

The opening balance on 1st April 1960 was Rs. 22,86. A loan of Rs. 12,74 was raised for meeting the expenditure on Slum Clearance Schemes in the City. In addition a sum of Rs. 12,53 was received from Government as subsidy. The total receipts thus available for expenditure amounted to Rs.48,13 against which the expenditure incurred during the year including discount and other charges on loan and the amount required for meeting the deficit in the General Account amounted to Rs. 37,38 leaving a balance of Rs.10,75 in the Capital Account—Improvement Schemes Slum Clearance for the City.

Capital Account Slum Clearance (Suburbs).

The Opening Balance on 1st April 1960 was Rs. 17,83. A loan of Rs. 5,84 was raised from Government. In addition a sum of Rs.1,30 was received as subsidy from Government. Thus the total receipts available for expenditure amounted to Rs.24,97 against which the expenditure incurred amounted to Rs.14,24 leaving an unspent balance of Rs. 19,33 which includes Rs.8,60 as revenue surplus transferred to Capital Account.

Education Fund.

The Income for the year was Rs. 2,55,06 made up of Rs. 1,46,92 being contribution from Budgets 'A', 'D' and 'F' and Rs. 53,12 being Grant-in-aid from Government for Primary Education for the City and Suburbs and Rs. 55,02 on account of Education Cess and Miscellaneous receipts. The expenditure was Rs. 2,44,47.

ASSESSMENT AND COLLECTION

Taxation, Demand, Collection and Outstandings.

The rates of taxation continued to be the same as in the preceding year, *viz.*, General tax (including Fire tax) at 19.75 per cent. Water tax at 4.50 per cent, Halalkhore tax at 3.50 per cent. and Education Cess at a graduated scale as under subject to the condition that the Education Cess is leviable on the aggregate rateable value of all buildings and lands owned by one person in the same locality.

<i>Rateable value.</i>	<i>Rate.</i>
Re. 1 to Rs. 74	... Nil.
Rs. 75 to Rs. 299	... 1 per cent.
Rs. 300 and above	... 1½ per cent.

The total number of properties on the Assessment book during the year was 56,692 of which 53,388 properties were assessed to General tax and 2,178 private properties and 1,126 Municipal properties were exempted from General tax. The number of single room tenements, double room tenements and flats was 2,82,858, 85,278 and 70,355 respectively, against 2,70,508, 84,729 and 68,538 in the preceding year.

The rateable value of all properties on the 31st March 1961, was Rs. 30,60,45,289 against Rs. 28,92,71,848 and Rs. 27,77,90,591 in the previous two years. This gives a rate of Rs. 131.58 per head of population against Rs. 124.37 in the preceding year.

The total number of vehicles and animals taxed during the year (including those taxed under the Public Conveyance Act of 1920) was 55,584.

The total number of bills for property taxes and wheel tax issued during the year was 1,25,320 and 1,65,102 respectively. The amounts collected against the total demands of Rs. 1,472.21 lacs and Rs. 93.80 lacs for property taxes and wheel tax, respectively, were Rs. 1,110.29 lacs and Rs. 55.20 lacs which work out to 75.42 and 58.85 per cent. of the respective demands. The percentage of total recovery to the total net demand works out to 74.42. The total amount outstanding at the end of the year was Rs. 400.52 lacs, the details of which are shown in the body of the report under the head "Particulars of Outstandings."

The total amount of exemption from General tax allowed in respect of different properties during the year was Rs. 42.15 lacs against Rs. 41.12 lacs during the preceding year. The increase was due to assessment of new properties.

No claim for drawback was received during the year under reference.

As for refund, 3,899 claims were received during the year against 2,966 received in the previous year. Of these, only 3,005 amounting in the aggregate to Rs. 6,76,488.91 were admitted.

Total number of complaints against the rateable values registered during the year was 7,389, out of which 6,645 were disposed of. There were 57 appeals against the rateable value.

TOWN DUTIES AND ELECTIONS.

Town Duties.—The gross realisations from Town Duties amounted to Rs. 145.49 lakhs as against Rs. 125.58 lakhs in the previous year. The net revenue during the year amounted to Rs. 130.16 lakhs as against Rs. 112.07 lakhs in the preceding year. The refunds amounted to Rs. 15.33 lakhs as against Rs. 13.51 lakhs in the preceding year. The fees for stamping sugar bags, tea cases, etc., amounted to Rs. 79,014 as against Rs. 74,690 in the preceding year.

Elections.—The Municipal Commissioner fixed 26th March 1961 as the day of poll and 28th February 1961 was fixed as the day of Election for all wards in the City. 480 Nominations were received during the prescribed period, out of which 26 were subsequently withdrawn, 2 were rejected by the Municipal Commissioner and 13 were found to have been filed twice, leaving 439 nominations for contesting 131 elective seats for the whole of Greater Bombay.

The relevant provisions of the Bombay Municipal Corporation Act with regard to prohibiting hiring of vehicles for carrying voters, canvassing for votes in and near

Polling Stations and use of loud speakers, etc., brought into force at the time of the General Elections in 1957 were allowed to continue for the General Elections in 1961. The use of indelible ink to prevent personation cases was also continued.

283 Polling Stations were constructed all over Greater Bombay—241 in Wards 1-41 and 42 in Wards 42-44 (i.e., Extended Suburbs) as against 236 Polling Stations (211 in Wards 1-41 and 25 in Wards 42-44) constructed for the General Elections in 1957. The number of voters in wards 1-41 was 17,25,672 and 1,37,807 in wards 42-44. A staff consisting of 10,905 superior and 2,769 labour drawn from Municipal, State and Central Government, etc., departments in the City was employed on the day of Poll.

The percentage of voting for wards 1-41 was 59.3 and for wards 42-44 was 61.2.

The work of counting of votes was done on the same day immediately after the Poll as was done at the last elections and the result of the Poll was declared on 28th March 1961.

I.—Vaitarna-cum-Tansa Scheme.

A brief description of the residual works carried out under V. C. T. Scheme is given in Chapter I.

WORK AT VAITARNA.

(i) (a) *Laying 120" dia. pipeline.*—On completion of the 120" dia. pipeline between Bel Nala and Tansa some leaks were observed in the concrete lining of the tunnels. The tunnels were, therefore, regouted through the Contractors, Messrs. Cementation Co. Ltd., at the risk and cost of Messrs. Mangaldass N. Verma Private Ltd., who had originally lined and grouted the tunnels.

(i) (b) *Break Pressure Tower.*—Work is completed during the year.

(ii) 3490 Nos. of old pattern stools of the 96" dia. pipeline were strengthened during the year.

(iii) A new asphalt road has been constructed as approach road to New Chlorination House at Powai.

(iv) *Land Acquisition.*—Out of the total area of 3,995 Acres involving 647 holdings of Private, Ina and Government (Revenue, Forest) lands, awards of compensation amounting to Rs. 11,53,287.70 nP. in respect of 561 holdings were declared by the Government Acquisition Officers. Compensation amounting to Rs. 1,25,489.91 nP. for 115 holdings acquired for laying 96" dia. main in Powai Mahim Section has been paid. Further proceedings for the remaining 51 holdings is in progress.

II.—Master Plan for Distribution of Water Supply including works of Improving the Distribution System in the City.

A.—MASTER PLAN.

During the year under report the following works were completed :—

(a) *Worli Hill Reservoir.*—The work of construction of Reservoir of 5 million gallons capacity was completed during the year. The laying of outlet mains is in progress and about 85 per cent. of the work is completed. The work of Control Room is in progress, about 30 per cent. work having been completed. The Chlorination House and Staff Quarters are also under construction.

(b) *Rawli Hill Reservoir.*—Hill cutting work for preparing the formation is nearly completed. The work of laying inlet and outlet mains is taken in hand.

(c) *Gollanji Hill Reservoir.*—The contract for the work of cutting down the hill to the required formation has been awarded and the work is expected to be started in the first quarter of the year 1961-62.

(d) *Pali Hill Reservoir.*—Plot for the reservoir is acquired and the work of trial borings is completed.

(e) *Powai Hill Reservoir.*—The approach road is completed. Work of laying inlet and outlet mains started in November 1960, is completed to the extent of about

25 per cent. Tenders for reservoir proper were invited during the year and work on it is expected to be started in October or November 1961.

(f) *Trombay Hill Reservoir.*—This reservoir is being built on priority basis to give water supply to Government Fertilizer Factory. The work of hill cutting is expected to be started in the first quarter of 1961-62.

(g) *Ghatkopar Hill Reservoir.*—Tenders for cutting the hill are received and work is expected to be commenced in October 1961.

(h) *Verapli Low Level Reservoir.*—Survey for this work was carried out during the year under review and tenders for the work of laying inlet and outlet mains were under preparation.

(i) *Bhandup Hill Reservoir.*—The site for the reservoir was not finalised. Difficulties are being experienced in acquiring the hills likely to be suitable for this purpose.

(j) *Purchase of steel plates and re-inforcement bars.*—Steel plates and re-inforcement bars required for the work were purchased in advance in view of the scarcity of materials.

(k) *Fabrication of steel pipes and specials.*—The work of fabricating steel pipes and specials required for 1st Stage was nearing completion and contract for the 2nd Stage was also finalised.

(l) *Modification of Master Plan.*—The original Master Plan as sanctioned under Corporation Resolution No. 1530 of 14th March 1956 had to be modified in the light of new developments and the modified Master Plan was being finalised.

(m) *Filtration of water supply to Greater Bombay.*—(i) The scope of the work was restricted to research in the laboratory and on small scale field models.

During the year under review, construction of pilot plants were undertaken.

(ii) A micro-strainer purchased in the previous year was installed at Powai and was put into commission on 27th August 1960. For want of electric power it was run during the day shift in the initial stages.

(n) *Renovation of Duct between Tansa and Ghatkopar.*—(i) The work of laying 72" dia. R.C.C. pipeline between Tansa and Ghatkopar in replacement of the existing masonry Duct was awarded to Messrs. Structural Engineering Works Ltd. at a total cost of Rs. 1,17,17,703 and they are expected to start the work in October 1961.

(o) *Laying a 12" dia. prestressed concrete pipeline connecting (i) 96" dia. Vaitarna 72" dia. East and West Tansa Mains and (ii) 48" and 50" dia. mains in Khaling Syphons.*—A length of 5,690 R.ft. of prestressed pipes was laid departmentally during the year.

(p) *Land Acquisition.*—During the year, possession of sites for (i) Trombay Hill Reservoir, (ii) Rawli Hill, were taken over from Government Land Acquisition Officer Acquisition proceedings for the reservoir at Veravali (High Level) and Bhandup were in progress.

B.—IMPROVING THE DISTRIBUTION SYSTEM IN THE CITY.

(a) Providing Cathodic Protection to the portion of 57" > 48" dia. inlet mains to the Bhandarwada Hill Reservoir between Dharavi Anchor Block and Factory of Messrs. Estrella Batteries :—

Two Rectified Houses, one near Dharavi Anchor Block and the other near factory of Messrs. Estrella Batteries were constructed during the year. The contractors have also manufactured 57" dia. insulated flangs for fixing on the 57" dia. main running through Dharavi area.

III.—Studies in connection with future augmentation Schemes.

The gauging work at Kalu and Dahisar Rivers was continued on the lines of the previous year.

IV.—Dahisar Project.

The Corporation by their Resolution No. 336 of 16-5-1960 have accorded approval to the execution of preliminary works in connection with the Dahisar Project. The project is estimated to cost about Rs. 2,26,00,000 and when completed will improve the water supply to the Western Suburbs. The preliminary works will be taken in hand in 1961-62.

V.—Miscellaneous Works.

(i) Enlarging the 72" dia. Tansa West main to 96" dia. and replacing the 72" dia. Tansa East main between Kasheli Anchor Block and Balcum by a new one.

(a) The work of Pile foundation and R.C.C. Superstructure was completed during the year.

(b) The work of cutting and removing old pipes and laying new ones in their place, was completed to the extent of about 70 per cent.

(c) Departmental works were completed to the extent of 48 per cent.

(ii) Replacing a portion of 72' dia. main at Bhandup :—

During the year under review, the work of replacing about 1,300 R.ft. of 72" dia. East main was started.

(iii) Arrangement of diverting Vaitarna and Tansa waters into Vehar Lake at Bhandup :—

The standing wave flume at Bhandup has been completed. Arrangement to divert water from Tansa East main to Vehar Lake has been made but that on West main and Vaitarna main will be made later.

CITY ENGINEER'S DEPARTMENT.

I.—Planning Branch.

1. The Architectural Planning Branch prepared in all 735 plans, 13 Block estimates and 72 detailed estimates costing about Rs. 62,92,010 and Rs. 4,26,190.89 respectively.

2. *Schools.*—Plans and estimates of 8 school buildings and also for additional accommodation in respect of 6 school buildings were prepared.

3. *Medical Relief.*—Plans and estimates amounting to Rs. 3,06,898 were prepared for the construction of new buildings or extension to the existing ones at (1) K. E. M. Hospital, (2) Arthur Road.

4. *Markets.*—Detailed plans and estimates for the proposed full fledged market behind Plaza Cinema, Dadar, were prepared.

5. *Industrial Estates.*—Plans and estimates for the construction of three industrial estates were also prepared.

6. The Planning Branch for Civil and general works prepared in all 5,131 plans, 150 new estimates, costing about 120 lakhs. 21 works prepared in the previous year were revised.

7. *Roads.*—Among the road projects undertaken the following may be mentioned. (a) Road between Tokersi Jivraj Road and Parel Tank Road, (b) 30 feet Road in Cama's Land, (c) 50 feet road between Plot Nos. 44 and 50 Scheme No. 58, Worli.

8. *Storm water drains and sewers.*—Several schemes were prepared for providing storm water drains. Important works among these are to be constructed in (a) Sion Kolwada, (b) Victoria Road Bridge Low Level.

I.—(C) Special Technical Unit.

9. The post continued during the current year. The person working in the post paid 487 surprise visits on construction and maintenance works and noticed 54 irregularities.

He helped the staff by giving necessary guidance, investigated 66 complaints and suggested steps to remedy them.

10. The preliminary surveys of 13 Schemes in the Suburbs and Extended Suburbs was carried out during the year.

11. The work of clearances and development in respect of two Municipal Slums was completed during the year.

12. Under the Second Five Year Plan, 9,672 tenements were sanctioned. Out of these 448 tenements were constructed during the year under report, bringing the total number of tenements so far completed, to 900.

13. During the year, the amounts of Rs. 20,20,000 and Rs. 15,70,60 were received from Government as loan and subsidy respectively.

14. A fifth programme of Slum Clearance of an outlay of Rs. 165.41 lakhs and proposing 5,344 tenements has been submitted to Government for execution under the Third Five Year Plan.

II.—Construction Branch.

15. 29 works estimated to cost Rs. 56,44,031 were completed during the year and 29 number of works were started, or were in progress during the year. In case of 4 works contracts already awarded were being terminated or were proposed to be terminated.

16. In *Ex-Trust Estates*, 12 works were in progress or completed departmentally and 36 works were either carried out or were in progress by contract.

17. 568 tenements in Slum Clearance Scheme, 180 tenements for accommodating Municipal staff, 304 tenements for rehabilitation for the occupants of acquired buildings, were constructed during the year under report.

18. The works of 1,202 tenements for Slum Clearance, 270 for housing Municipal staff, 224 tenements for housing the occupants of acquired buildings and 2,864 tenements for house collapse victims were in progress during the year.

19. The construction work of new gas holder at Love Grove Purification Plant is in progress and contract for the work of digestion Tank and gas holder, in Dadar Purification Plant, has been awarded.

20. The contract for installation of higher capacity pumps, construction of Detritus Tank, erection of fine and coarse screens, has been awarded in Dharavi Purification Works.

III.—Maintenance of Buildings and Roads.

Repairs and Maintenance of Municipal Properties.—The total number of Municipal buildings and other properties maintained during the year was 8,351. The upkeep and maintenance of buildings was carried out partly by contract and partly by departmental agency. Repairs under "New Works" and "Special Repairs" were carried out, to various Municipal Hospitals and School buildings according to the provisions available in the Budget.

21. *Roads and foot-paths.*—The total length of the roads in the City at the close of the year was 278.268 miles. The road surfaces of distant types of roads, were improved either departmentally or by contract. An area of 21,801 square yards of foot paths of 24 roads was asphalted. 1,314 works on behalf of the private portions and 1,877 works for Municipal Departments were carried out in respect of the roads and footpaths.

22. 585 permits, were issued for excavation for roads and foot-paths. Trenches were repaired at a total cost of Rs. 3,47,657 which was borne by the parties concerned. 706 permits were issued for stacking building materials, erecting scaffoldings and the total receipts in this behalf amounted to Rs. 33,041. In addition, an amount of Rs. 1,406 was realised from 365 permits issued for erecting mandaps, placing chairs, etc.

23. There are four crushers and one granulator at Worli, and four crushers at Sewri. On an average, 2 to 3 crushers at Worli and two crushers at Sewri, worked. The 2nd shift at Sewri was done for 24 months. Both the crushers at Worli and Sewri worked satisfactorily during the year and the total out put was 10,961 brass.

24. *Street Lighting.*—The total number of lamps in the City was 13,079 which exceeded the corresponding figure of the previous year by 295.

On an average 51,278 cubic feet of gas and 10,203 Killo-Watt units of electricity were consumed per day, in lighting the city streets. The lighting of 17 roads was improved by M. V. Lamps under "All-in-Hire" Scheme. 9 roads were provided with T. F. electric and gas lamps and in case of 7 roads, new lighting arrangements were made.

25. *Traffic.*—New traffic channelising and refuse islands were constructed at four intersections. New 12 islands were constructed at 12 intersections. Remodelling of existing Rotaries etc., was carried out at four junctions.

26. Traffic islands have been installed at 5 intersections and the proposals to signalise three junctions are in progress. Traffic studies for the provision of signals at three places were under consideration.

27. *Bridges.*—Approval to the plans and estimates to the Princess Street over-bridge for vehicular traffic, is sought for. Foot bridges across Queens Road joining Charni Road and Marine Lines Railway Stations, are proposed.

28. *Parking.*—The proposals to convert the existing three public places for providing off street parking facilities, were under consideration, during the year under report.

29. *Improvements of Private Streets in the City.*—(a) Out of five actions in progress during the previous year, one is completed and sanction of the Standing Committee to issue fresh notices (under Section 305 of the B.M.C. Act) against the frontagers has been obtained.

(b) A sum of Rs. 12,359.15 nP. was received during the year, from house owners for works already carried out and those which are proposed to be carried out.

(c) Two appeals before the Full Bench of the Small Cause Court are not yet decided. During the current year 17 references were filed in the Small Cause Court under Section 503 of the B. M. C. Act. Out of these three were settled and withdrawn and in respect of five, decrees have been obtained. In all 63 references were out-standing at the close of the year.

IV.—Maintenance of Drains and Sewers.

30. *Maintenance of drains and Sewers.*—The work of repairs and alterations to Drains and Sewers including removal and replacement of manhole frames and covers, water entrances etc., was carried out as usual. The total mileage of the pipe ovoid sewer, and storm water drains at the close of the year was 192.60; 13.34 and 96.93 miles respectively out of which 96.02, 1.04 and 6.78 miles respectively were cleansed during the year. 78 street connections and 8 storm water connections were granted.

31. *Water Courses, catch-pits and street connections.*—All water courses, catch-pits and 14,626 water entrances (including perforated stone ware ones) and 24,006 street connections were cleaned during the year. 35,22,89 tons of silt was removed.

32. *Vent shafts and sluices.*—All the vent-shafts, which number about 2,645 and 31 sluices on sewers and storm water drains, were maintained and kept in working order.

33. *Storm Water drains.*—The five main storm water channels were maintained and cleaned. 509.70 tons of silt was removed by cleansing 1.76 miles of pipe sewers. Special attention was paid to long lengths of common House gullies.

34. *House Connections.*—The work of issuing requisitions against the house owners for rectifying the defects in the house drain fittings was continued, and 847 prosecutions were launched for non-compliance with these requisitions which resulted in 237 convictions. The total fine amounted to Rs. 2,281.

V.—Private Building Construction.

35. *Applications for New Construction Works.*—In all 575 applications were received for sanction for new buildings and for additions and alterations to the existing ones, as against 762 during the previous year.

36. *Building Construction.*—208 buildings were constructed by private contractors during the year as against 314 during the previous year. Out of the buildings constructed 172 were residential and 36 non-residential. Residential buildings constructed by Co-operative Societies and employers for their employees numbered 36 and 4 respectively.

37. *Building Collapses.*—115 buildings or portion thereof, collapsed during the year, as against 117 during the previous year. The total number of persons injured was 69 and killed 21.

38. *Removal of unauthorised works.*—Sanction of the Standing Committee was obtained in 493 cases for the removal of unauthorised structures addition, there were 1,028 cases pending at the close of the last year, out of which 631 were disposed of during the year and 397 cases were still pending.

39. *Complaints from the Public.*—66,68 complaints regarding structural defects etc., were received. In 6,608 cases necessary actions were taken and 60 remained pending at the close of the year.

40. *Acquisition of set backs.*—An amount of Rs. 1,13,963.13 was spent on acquisition on set backs.

41. *House Numbering.*—The work of assigning house numbers to the newly constructed properties in A-1 and A-2 divisions, was taken in hand and completed, and work of assigning house numbers in B Ward is in progress. House numbers were assigned to the properties included in 11 Ex.-Trust Schemes. A list of public roads (Zone-wise) in alphabetical order is completed.

42. *General observations.*—On landlord's failure to comply with Municipal requisitions regarding structural repairs, the tenants were authorised under Section 499 of the B. M. C. Act. Departmental action under Section 489 of the Bombay Municipal Corporation Act, was taken in 77 cases for pulling down unsafe portions of buildings etc. in the interest of public safety. Expenditure on this account amounted to Rs. 30,024.14.

VI.—Mechanical Branch (Municipal Workshops).

43. 6,125 jobs were completed in the Workshop during the year. Expenditure on departmental and private works amounted to Rs. 7,39,624 as against Rs. 6,35,105.23 in the previous year.

44. *Municipal Foundry.*—Castings such as cast iron manholes, gratings, inspection chambers, etc., were manufactured and supplied to various Departments. The total turn over at the sanctioned rates amounted to Rs. 1,27,439.71.

45. *Design Section.*—The number of estimates prepared was 364 the total estimated cost being Rs. 8,82,600. The number of out door jobs executed was 610 at a cost of Rs. 1,63,530.

46. *Electrical Section.*—This section looked after all the installations in the City except those under the Hydraulic Engineer and Ex-Trust Chawls. The tender section executed works amounting to Rs. 4,48,980 and submitted estimates amounting to Rs. 15 lakhs. Similarly 50 estimates were prepared by the Planning Section amounting to Rs. 16,59,875. 711 Departmental jobs costing Rs. 2,25,557 were carried out.

Sewage Purification Plants.

47. (1) *Love Grove Pumping Station.*—The pumping station worked very well and facilitated the main sewer cleaning programme which was carried out this year on a large scale. The dredgers and the detritus units, worked satisfactorily during the year. The total quantity of sewage pumped was 34,762 M.G. The quantity of silt removed was 2,71,440 cubic feet and the screenings 9,090 cubic feet.

(2) *Love Grove Sewage Purification Works.*—The Primary settlement tank No. II, Aeration cones and the two digestion tanks Nos. 3 and 4, constructed by Messrs. Duncan Stratton & Co., were working satisfactorily.

(3) *Dadar Sewage Purification Plant.*—About 5,704 million gallons of sewage was received for treatment i.e., an average of 15.63 M.G. per day of which 3 M.G. per day received complete treatment. The total quantity of gas generated during the year was 5,99,42,800 cubic feet and the amount realised by the sale of digested sludge was Rs. 12,224.

48. In the laboratory, Plant Scale experiments on the removal of Hydrogen sulphide were carried out by the use of Ferric hydroxide, in order to reduce the hydrogen sulphide contents in the gas from 250 grains per 100 C.ft. to 40 grains per 100 C.ft.

49. *Dharavi Purification Plant.*—The plant comprising different units worked normally during the year. The quantity of gas generated during the year was about 55,000 C.ft. per day. The total quantity of gas generated was 83.24 lakhs and the amount realised therefrom was Rs. 36,437.32 nP. The Sludge manure admeasuring 357.75 brass was sold at the rate of Rs. 19.50 per brass and the amount realised amounted to Rs. 6,976.12nP.

50. *Flood Gates.*—The renewal of the coffer dam in the third day of the open drainage channel at Love Grove Pumping Station, was completed by the end of May 1960. All the flood gates worked satisfactorily.

51. *Pumping Stations.*—There are 11 sewage pumping stations, 7 major and 4 minor. The sewage in the City continued to be discharged into sea at three places i.e., (1) Love Grove Out-fall, (2) Cleaveland Bunder Storm water channels and (3) Dharavi Sion Creek.

VII.—Transport Branch.

52. This Branch looked after the maintenance and up keep of all Municipal vehicles except those that are in charge of Chief Officer, Fire Brigade, Hydraulic Engineer, Executive Engineer (Vaitarna-*cum*-Tansa and Master Plan). The majority of these vehicles were employed for Conservancy services, road mainatenance and construction work.

53. During the year, 577 vehicles were in commission as against 569 last year. 7 New vehicles were purchased during the year.

54. Majority of the vehicles were garaged at several different places, such as Municipal Stables, Arthur Road, Worli and Foras Road.

55. 39 vehicles were available for road work. Most of the vehiciles utilised for transporting premix asphalt, crushed metal etc., to different work on roads.

56. The total mileage covered by the transport vehicles was 2,12,888 miles and the different Departments were billed at the sanctioned rates.

57. On 14th July 1960, the Labour Staff of this branch resorted to a sympathetic strike with the workers of the Central Government on strike.

VIII.—Factory Section.

58. This branch granted 545 new permits and renewed 529 temporary permits. In all 629 prosecutions were instituted and amount of Rs. 6,893 was recovered by way of fine.

59. In all 222 complaints were received from the public against the nuisance from factories etc., and necessary actions were taken in respect of all of them.

IX.—CONSERVANCY.

60. The total refuse collected and removed through the Municipal Agency was 8,49,014 tons (inclusive of house, trade and market refuse) as against 7,30,481 tons in the previous year.

Roads, footpaths and house gullies, were as usual swept and washed. An aggregate area of 4,02,84,264 square yards of roads was swept, 16,836 tons of scrappings removed, 47,95,092 square yards of gullies flushed and 66,196 gallons of cesspool contents removed. The system of house to house collection was continued in A, D, F and G Wards.

61. *Control of Rat-Paste.*—The total number of rats caught and destroyed during the year was 7.93 lakhs as against 9.67 lakhs in the preceeding year. No rat was found infected with plague.

62. *Control of Stray Dogs.*—During the year, 20,096 stray dogs were caught as against 13,907 in the previous year, and 192 were in balance. Out of these, 17,265 were

destroyed, 1,343 returned to their respective owners, 684 were sent to hospitals for experimental purposes 70 escaped 243 were rescued by Bombay Humanitarian League, 216 were sold, 260 died while in detention and 207 were sent in the kennel chamber at Mahalaxmi Refuse Sidings.

63. *Dog Licensing.*—During the year 8,638 dogs were licensed under the Dog Licensing Act, as against 8,577 in the previous year. The total income by way of dog licensing fees etc., amounted to Rs. 44,746.25 nP. as against Rs. 43,999.50 nP. in the previous year.

64. The work of immunizing milch cattle, against Rinder-pest was continued. The total number of inoculations done during the year was 25,643 as against 26,427 in the previous year. This year, 9 cases of Rinder-pest and 10 cases of foot and mouth diseases, were reported as against 22 cases of Rinder-pest in the previous year.

65. In addition to the other activities, the Conservcy branch rendered special conservancy and halalkhore services to the various circuses, exhibition etc., for which amount of Rs. 1,23,642.94 nP. and Rs. 5,738.38 nP. respectively were realised. The annual income derived by auction sale of certain Health Department Rights, amounted to Rs. 1,101.

Removal and Disposal of Town Refuse at Deonar.

66. The major portion of the City Refuse was transported for disposal at Deonar Reclamation Ground by running two trains daily of 32 refuse wagons of 17 tons capacity each. During the year 3,88,399 tons of refuse was transported to Deonar in 22,847 wagons. The cost of haulage from Mahalaxmi to Deonar, was about Rs. 2 lakhs and the cost of unloading was Rs. 3.64 lakhs. The cost of haulage and unloading worked to Rs. 1.5 per ton as against Rs. 1.58 in the previous year.

67. In order to extend the scope of refuse dumping by extending the existing tracks, materials costing about Rs. 24,705.19 nP. were purchased. The land reclaimed during the year was about 2 acres.

68. 50 serviceable wagons were purchased from the Central Railway and the total number of hired wagons taken on hire basis was reduced to 69.

69. The total income realised by lease of land, sale of rights of fishing and cultivation amounted to Rs. 70,213. The maintenance charges of Mahalaxmi and Chembur Sidings amounted to Rs. 23,586.76 nP. and cost of repairs and maintenance of Municipal Wagons was Rs. 73,928.20 nP.

X.—DEVELOPMENT PLAN SECTION.

70. The surveys which were in progress during the previous year, have been completed. Demarcation of major roads in the Suburbs and Extended Suburbs and block estimates for the construction of these roads, have been prepared. Proposals for the bridges over the railways have been initiated and Railway authorities have been requested to expedite the estimates.

71. Tentative Development plans for A and G Wards in the City and other wards in the Suburbs and Extended Suburbs, have been prepared.

72. The tentative development plans of portions in the Suburbs and Extended Suburbs were displayed for public inspection with a view to inviting suggestions and objections from General Public.

73. The last date of 31-3-1961 fixed for submitting the Development Plan to Government for sanction under the Town Planning Act of 1954, has been extended by Government for two years.

XI.—TOWN PLANNING SCHEMES.

74. Town Planning Scheme, Bombay City No. II (Mahim Area) has come into force from 1-12-59 and its implementation was in progress.

75. Town Planning Scheme, Bombay City No. III (Mahim Area) came into force from 1-3-1961 and the work of its implementation is being taken up.

76. Town Planning Scheme Bombay City No. III (Mahim Area) is before the Arbitrator, appointed by the Government for giving Award.

77. The expenditure incurred during the year under report in connection with Scheme Nos. II to IV from the commencement upto the end of the year and during the year under report works out to Rs. 19,97,098-12 and Rs. 2,63,603-12 respectively.

78. Town Planning Scheme Bombay City No. I (Mandvi and Elphinstone Estate).—As the question of protecting the tenancy rights of the persons in the Scheme Area was to be considered, the Government by their letter dated 18th March 1960, advised the Corporation to go slow over the implementation of this scheme.

VIII.—IMPROVEMENT TRUST AND MUNICIPAL PROPERTIES

1.—Acquisition of Land.

Acquisition proceedings were in progress and possession of the following properties was obtained :—

- (1) C.S. No. 153, 155, 1 and 2/155, 156, 1A, 1B, 1C, 1D/159 and 160 of Parel Sewri Division (Dabholkar Adda) for development and Improvement of the Locality.
- (2) C.S. No. 1/404 of Tardeo Division for widening the Road.
- (3) Plot No. 126 West Agripada Estate for extension of B. Y. L. Nair Hospital.
- (4) C.S. No. 3359 of Bhuleshwar Division for a School.
- (5) C.S. No. 845, 846, and 847 of Parel Sewri Division for Housing.
- (6) C.S. No. 1590 and 1591 of Byculla Division for Nair Hospital Dental College.
- (7) C.S. No. 208 of Parel Sewri Division for housing.
- (8) C.S. No. 3/1340 of Lower Parel Division for proposed road.
- (9) C.S. No. 401 of Parel Sewri Division for Children's Play ground.
- (10) Land at Malad for Harijan Quarters and Night Soil Depot.
- (11) Site at Bhandup Village for Acqua Privy.
- (12) Land in C.S. No. 47 Marol.

Acquisition proceedings in the following cases were in progress :—

- (1) L.A.Q. Cases Nos. 130/8 and 157, 141/1, 2, 3, 130/6, 130/19 and 20 and 142/3.
- (2) C.S. No. 1/1884, 2 to 6/1884, 1887, 1 to 8/1887 of Byculla Division for the extension of B. Y. L. Nair Hospital and T. N. M. College.
- (3) Properties on the fringe of Mumbadevi Tank C. S. No. 1538, 1637 1/1637, 1636, 1640 (part) and 1595 of Bhuleshwar Division.
- (4) Plot No. 307C of Dadar Matunga Estate for a Market.
- (5) Site for an open air theatre at Azad Maidan.
- (6) C.S. No. 780 and 791 of Mandvi Division at D'Souza Street for a School.
- (7) C.S. No. 8 (part) and 1/13 of Dadar Naigaum Division for housing, School, etc.
- (8) C.S. No. 374 of Mazagaon Division for a School.
- (9) C.S. No. 1359 of Fort Division for a School.
- (10) C.S. No. 124 (part) of Parel Sewri Division for an industrial Estate.
- (11) C.S. No. 1/318 of Bhuleshwar Division for a dispensary.
- (12) C.S. No. 370 of Mazagaon Division for a market.
- (13) C.S. No. 158 and 159 of Byculla Division for extension of Market.
- (14) C.S. No. 3349, 3350 and 3351 of Bhuleshwar Division for a School.
- (15) C.S. No. 1A 1762 and 1/1762 of Byculla Division for a garden.
- (16) C.S. No. 1143 and 1144 of Mandvi Division for a school.
- (17) C.S. No. 332 of Parel Sewri Division for a market.

- (18) C.S. No. 1311 of Mandvi Division for a school.
- (19) Sites at Vile-Parle (West) for a market.
- (20) Plot at Bhandup for a Public Park.
- (21) Site at Chakala for Public Sanitary convenience.
- (22) Land at Andheri for Municipal Housing Scheme.
- (23) Land at Jogeshwari for shifting Potters from Dharavi.
- (24) Land at Govandi for squatter's Colony, Road and Housing.
- (25) Land for a 25 feet road between Chembur and Ghatala.
- (26) Land at Bhandup at Lake road for a School.
- (27) Lands for Public Sanitary Conveniences at Deonar, Govandi and Chembur.
- (28) Land for 60 feet road from Ghatkopar Mahul Road to proposed Deonar Slaughter House.
- (29) Land at Vile-Parle (East) for construction of 60 (Feet Road) joining Mahatma Gandhi Road and Central Salsette Road.
- (30) Land at Mandapeshwar Road, Borivli for staff quarters for the proposed Bone T. B. Hospital.
- (31) Plot for Public Park at Bhandup.
- (32) Land at Andheri for extension of market.

In about 35 cases, Government have been requested to acquire land under Land Acquisition Act for various Municipal purposes and notifications are awaited.

Acquisition of Municipal Land by Government of Bombay (Maharashtra):—

- (1) 143 Plots of Scheme No. 52, Worli Estate for offices and Staff quarters.
- (2) 35 Plots of Scheme 58 Worli Hill Estate for second Milk Dairy Plant, Transport Depot and Housing of Staff.

CHANGES IN THE EX-TRUST AND MUNICIPAL ESTATES

There were no changes in Layout in *Ex-Trust* Estates.

The area of the permanently leased land increased during the year from 58.39 lacs square yards to 58.56 lacs square yards and the rent in respect thereof increased from Rs. 43.88 lacs to Rs. 44.18 lacs. The area of the developed land which remained to be leased was 1.09 lacs square yards.

The area of undeveloped land remained the same as in the previous year, *viz.*, 51.97 lacs square yards.

Out of the total of 2,879 acres (acquired by the extrust) about 37.3 per cent. remained to be developed and out of developed area 1.78 per cent. remained to be leased which included an area of 1,64,680 square yards reserved for Municipal purposes.

SLUM CLEARANCE

The following number of tenements were constructed in the locality mentioned below:—

No. of Tenements.	Locality.
168	Dharavi.

DIS-HOUSING AND RE-HOUSING

New residential accommodation made available by the lessees of the *ex-Trust* Estate during the year was 227 tenements. The total number of tenements provided upto date in all the Trust Estates including those erected by the Development Department and the several Mill Cos. exceeded the total number of tenements demolished by 40,034.

Housing of Squatters.—About 2322 and 1895 squatters' families resided in the colonies at Mankhurd and Jogeshwari respectively. The recoveries of rent continued to be far from satisfactory owing to unemployment among the squatters. A Welfare Centre at Jogeshwari Colony was being conducted.

Sanitation of both the colonies was well looked after and the areas kept free from Malaria, etc., by spraying insecticides.

LONG LEASES

The number of plots let out during the year was 20 admeasuring an area of 17513 square yards and valued at Rs. 6,04,205. The total number of plots disposed of upto 31st March 1961 was 4296 admeasuring 60,46,303 Square yards and valued at Rs. 12,67,05,927.

SHORT LEASES

Three temporary leases were granted during the year.

The number of vacant land tenancies on both the Municipal and *Ex-Trust* Estates was 4467 exclusive of the tenancies in the squatters' colonies at Mankhurd and Jogeshwari at the close of the year. The demand for vacant land tenancies in *Ex-Trust* Estates was Rs. 8,37,296 and the recovery was Rs. 7,52,668. Arrears amounting to Rs. 49,581 were still due from Military Authorities and correspondence for the same was in progress. As regards the areas in Scheme 58 and 52 Worli, requisitioned by the Collector of Bombay the question of fixing the rate of compensation payable was receiving his attention and will be finalised by him on submission of revised statements as desired by him.

MANAGEMENT OF PROPERTY AND COLLECTION OF REVENUE

A.—Trust Section.

Ex-Trust Permanent Chawls.—The gross demand for the year was Rs. 16,72,055. The net demand excluding the amount of vacancies and concession granted to public bodies and associations was Rs. 16,50,167. The revenue actually collected came to Rs. 16,67,038 which was equivalent to 75.86 per cent. of the total amount recoverable including the arrears.

S. P. Sheds.—The gross demand for the year in respect of rooms in S. P. Sheds was Rs. 5,57,880 and the net demand after making allowances for vacancies and concessions was Rs. 5,49,227. The actual collection came to Rs. 5,05,753 which was equivalent to 69.97 per cent. of the total recoverable amounts including the arrears.

The percentage of outgoings in respect of chawls and S. P. Sheds worked out to 76.46 and 75.22 respectively of the annual demand. The collection of rent in chawls amounted to Rs. 16,67,038. Deducting therefrom the expenses on account of outgoings amounting to Rs. 12,97,425 the net income came to Rs. 3,69,613. The capital expenditure incurred on these chawls including the value of land amounted to Rs. 171.53 lacs. The Corporation are required to pay annually the interest and sinking fund charges aggregating to Rs. 9.81 lacs at the rate of 4.61 per cent. on the capital expenditure incurred prior to 1919-20 and 6.35 per cent. on the expenditure incurred thereafter. The net income after deducting outgoings was insufficient to meet this expenditure and thus there was a loss of Rs. 6,11,189 under the permanent chawls for the year under review.

Bye laws for maintaining sanitation etc., in municipal chawls and buildings were enforced and fines aggregating to Rs. 235 were imposed and collected from the tenants for the breaches of these rules.

First Aid Sets and Sick Room Requisites such as thermometers, Ice-bags, etc., were maintained at 8 Chawl Centres, Matunga Labour Camp, Dharavi and Mankhurd Colony for squatters.

The prizes of Rs. 50 and Rs. 20 for maintaining best sanitation of the chawls were awarded to the best Chawl Superintendent and the Mukadam during the year. In order to encourage the sweepers to co-operate in the maintenance of sanitation, 10 prizes of Rs. 10 each for the best sweeper in each different groups of chawl centres were also awarded.

401 plots agreed to be leased could not be handed over on account of temporary lettings and occupations thereon. Action was in progress to remove the same. The number of plots handed over but not built upon was 100.

During the year 61 lessees were granted permission for the construction of motor garages in the compulsory open spaces and additional floors were sanctioned in 57 cases 175 cases of encroachments were detected.

168 Tenements at Dharavi were constructed to house the tenants dishoused due to Slum Clearance Scheme and 290 tenements were constructed at Horse Shoe Valley Ghatkopar for House Collapse Victims in the City.

WATER WORKS

I.—HEAD WORKS AT LAKES AND TRUNK WATER MAINS

(1) The City of Greater Bombay including Suburbs and Extended Suburbs derives its water supply by gravity from four artificial Lakes, *viz.*, Tansa, Vaitarna, Vehar and Tulsi. The total quantity of water supplied to Greater Bombay during the year was 3,33,817.10 mega litres. The quantity of water supplied to the City proper was 2,68,400.28 mega litres of which 51,009.57 mega litres (19.15 per cent.) was for trade industries and other non-domestic purposes, and the balance of 1,76,488.405 mega litres (65.61 per cent.) was for domestic purpose. The quantity of water supplied to Suburbs was 54,878.79 mega litres out of which 25,725.57 mega litres (46.80 per cent.) was for domestic requirements and 19,774.91 mega litres (36.20 per cent.) was for trade industries, etc. The quantity of water supplied to Extended Suburbs was 10,538.00 mega litres out of which 3,646.00 mega litres (34.70 per cent.) was for domestic requirements and 5,039.00 mega litres (47.80 per cent.) was for trade industries, etc.

II.—MAINTENANCE BRANCH, HEAD WORKS DIVISION

(2) The jurisdiction of this division includes (a) Vaitarna and Tansa Lakes and Head Works, (b) Trunk Mains upto Pachhapur (which is about 10 miles from Tansa) and (c) Duct Line upto Nevada Chowkey (about seven and half miles from Tansa).

(3) Fifteen numbers of Hydraulic Gates were maintained during the year. The Spillway gates functioned satisfactorily. The maximum intensity of flood handled was 22,710 cusecs. The under Sluices were operated to allow the silt to be carried away. The tunnel gates were operated for transfer of water from Vaitarna to Tansa Lake.

A Power House having 3 Nos. of 100 K.W. capacity diesel driven generators and 440 volts overhead transmission lines about 3 miles in length were maintained.

Chlorinated water supply to the Municipal Colony and Health Resort Quarters was maintained with the help of a pressure type Chlorinator.

In all 70 structures were maintained and 10.5 miles of asphalted Khardi Vaitarna-Road and 8.0 miles of Kutcha Road from Tembha to Belnalla were maintained during the year.

(4) 38 Nos. of automatic shutters and 10 Nos. penstocks in outlet well were maintained. The Gate Nos. 1, 2, 9, 20, 29 and 35 operated automatically when the lake level was 422.05 feet.

A 10 K.W. 100 Volts D.C. Generating Set was maintained for lighting the bungalows at Tansa. The set was run for 4 hours a day. During the overflow period, the spillway was lighted by a 25 K.W. generating set.

38 permanent structures and the Tansa-Atgaon Road were maintained.

Both Vaitarna and Tansa Lakes continued to be popular with picnickers.

III.—MAINTENANCE BRANCH, OUTSIDE CITY DIVISION

(5) The jurisdiction of this Division includes (a) Trunk mains from Pachhapur to Dharavi and Sion, (b) Duct line from Nevada Chowkey to Ghatkopar Syphon Head and (c) the Lakes and Head Works at Vehar, Tulsi and Powai.

(6) During the year, two major bursts, 30 major leaks and 3,445 minor leaks in trunk mains, 106 leaks in duct line and 2,545 leaks in Syphon mains were repaired.

Maintenance of Trunk
Mains and Duct Line.

(7) Eleven trollies, two locos and a Power House having 3 Nos. 24 K.W., 40 H.P. Generators were maintained.

Maintenance of Plant
Equipment and Motor
Trollies.

(8) Eleven gardens in the Outside City division were maintained during the year. Veihar Lake garden and Powai Park continued to be popular with the public.

Public Gardens and
Parks attached to Veihar,
Tulsi and Powai Lakes.

(9) The Tansa Supply was disinfected by chlorine treatment at Bhandup and Powai. The dose of chlorine varied from about 0.8 to 1.5 p.p.m. Excepting duct supply which was chlorinated and ammoniated at Bhandup, ammoniation was not done.

Disinfection of water
Supply.

Veihar Supply was sterilised at Chlorination Plant at Powai. The dose of chlorine varied from 1.0 to 1.5 p.p.m.

Tulsi supply, prior to filtration, was given alum treatment for coagulation and all the seven rapid sand filter beds were in continuous use. The doses of alum varied from 0.33 to 0.83 grains per gallon. After filtration the water was disinfected by chlorine treatment. Chlorine dose varied from 1.0 to 1.5 p.p.m.

(10) Two motor trolleys for use on Master Plan works were designed and fabricated (excepting the engines) in the workshop at Ghatkopar Yard, at an approximate cost of Rs. 20,000 (excluding the engines).

Fabrication of Motor
Trolleys.

IV.—MAINTENANCE BRANCH, INSIDE CITY DIVISION

(11) This Branch is concerned with the maintenance of water works inside the City comprising of repairs and maintenance of water mains and fittings, structures, plant and machinery, cleaning of consumers' pipes and fittings, making new connections on Municipal mains upto 2" size, operation and maintenance of Chlorination Plants at Malabar Hill Reservoir and Bhandarwada Hill Reservoir and maintenance of five gardens and a workshop at DeLisle Road.

General.

(12) A total length of 469 miles of water mains was maintained during the year. There were 83 bursts, all of which were promptly attended to. During the course of the year, 50,352 works as compared with 84,823 during 1959-60, were carried out pertaining to repairs to communication, pipes, 7,083 repair jobs on fire hydrants in the City were carried out. 904 sluice valves ranging from 6" to 48" size were repaired during the year.

Maintenance of water
mains and hydrants.

(13) The total number of water connections to different premises in the City was 68,904. The number of new connections made during the year was 1529 out of which 1,268 were granted at parties' cost and 261 from Municipal funds.

Water Connections.

(14) Algae and Shells being present in Veihar water which is supplied to Dadar-Matunga area, the consumers' pipes in this area required cleaning. During the year, 605 connections of different sizes were cleaned at a total cost of Rs. 7,000.00. Also 348 dirt boxes of sizes from 4" to 12" were cleaned.

Cleaning of consumers'
pipes and fittings in
Dadar-Matunga Area.

(15) During the year 2,476 meters were repaired, 3,218 were replaced, 4,108 meters were removed and refixed, 3,338 Municipal meters and 752 private meters were tested.

Repairs to Meters.

(16) Rechlorination was done by injecting extra dose of chlorine into the trunk mains at Futka Tank, Malabar Hill Reservoir and Bhandarwada Hill Reservoir. In addition to this, certain mains in the City, the water of which did not show good results on analysis, were rechlorinated by means of two mobile chlorination sets of 4 lbs. capacity each. Besides Chlorination, Ammonium Sulphate was also added in the Reservoirs at Malabar Hill and Bhandarwada Hill.

Maintenance of Chlori-
nation Plants inside the
City.

(17) 32 Water Works buildings comprising of workshops, control rooms, pumping stations, chlorination plants, residential quarters for staff and tenements for Low Income Groups were maintained. The 3-Unit staff quarters at Babula Tank Road were renovated and converted into 4-Units to accommodate one more Sub-Engineer.

(18) The Water Works workshop at DeLisle Road tested 7,50,537 Nos. of pipes and fittings, out of which 4,51,245 were for private parties and remaining for Municipal works. The revenue derived from testing of pipes, fittings, etc., for private parties amounted to Rs. 53,000.00.

3,338 Municipal meters and 752 private meters of different sizes were also tested. The revenue derived from testing private water meters was Rs. 4,969.00.

(19) The five gardens were maintained during the year at a total cost of Rs. 43,000. The Kamala Nehru Park and Sir Pherozshah Mehta Gardens were illuminated with multi-coloured lights on all Saturdays, Sundays and Public Holidays, except during monsoon. In addition to this, special illumination arrangements were made on Maharashtra Day on 1st May 1960 and on Republic Day on 26th January 1961.

DISTRIBUTION BRANCH

(20) This Branch deals with the distribution of water within the City limits and is divided in three sections, viz., South (A, C and D Wards), North (F and G Wards) and the Central (B and E Wards). Each of these sections deals with the work of distribution and regulation of supply, investigation of wastage in Municipal and private mains, rewashing of leaky taps, issuing of notices for defective fittings and metering of water supply, etc.

(21) For the purpose of distribution of water supply, City is divided into three main divisions, (a) Area getting supply from Malabar Hill Reservoir (b) Area getting supply from Bhandarwada Hill Reservoir and (c) Area getting direct supply. The supply from Vaitarna inlet arm to the Bhandarwada Hill Reservoir was extended to a part of Parel, Naigaum and Bhoiwada areas as a result of which higher pressures are now available to the above areas.

(22) The average quantity of water per day brought to the City, Suburbs and Extended Suburbs was as follows :—

	Mega Litres.
City	735.34
Western Suburbs	74.25
Eastern Suburbs	* 75.75
Extended Suburbs (West)	25.32
Extended Suburbs (East)	3.90
Total for Greater Bombay	914.56

(23) During the year, 5369 complaints were received on account of shortage of water supply due to defects either in Municipal or private distribution system. A comparative statement of short supply complaints received since 1946. In addition to the above 31,683 Nos. of complaints on account of temporary shortage of supply due to chokes and leakages in consumer's pipes and fittings, and wastage on premises were received and were remedied.

(24) Municipal Commissioner's notices under Section 274(1) and (3) of the Bombay Municipal Corporation Act were issued in 463 cases and under Section 271(2) in 44 cases in respect of premises which were without Municipal Water Supply. The number of prosecutions launched during the year was 592. Number of convictions was 365. The total amount of fines recovered was Rs. 5,569.65. Besides above, 4,993 notices under Section 278(2) of the Bombay Municipal Corporation Act were served on the owners for defects in water fittings.

(25) The number of cases reported to the Standing Committee for severing water connections for non-payment of taxes and using unmetered supply was 1154.

- (26) Total number of calls received from the Fire Brigade Department was 1969 and were promptly attended to.
Fire attendance.
- (27) The total revenue derived from water supplied by meter measurement was Rs. 2,32,17,686 for the City only.
Revenue from metered connections.
- (28) During the year under review, 94 new properties were metered.
Metering Programme.

QUALITY CONTROL OF WATER SUPPLY

- (29) This Branch deals with (a) Quality Control of Water Supply, (b) Regular detection of leakage and prevention of waste, (c) Regular house to house inspection and rewashing of leaky taps and (d) Gauging of water mains all over Greater Bombay to determine the flow of water.
General.
- (30) Samples were collected all over Greater Bombay, and from the lakes by a Mobile Squad of trained staff. For Bacteriological analysis, 3,473 Nos. routine samples and 5,150 special samples were collected. For Chemical analysis, 345 routine samples and 83 special samples were collected. 93.7 per cent. of the routine samples for bacteriological analysis were found to be free from Coliform Bacteria.
Sampling.
- (31) When bacteriological analysis indicated pollution of water supply in a particular locality, immediate re-chlorination was done in that area by employing Mobile Chlorination Plants. The sources of contamination were then detected by intensive soundings of under-ground mains and inspection of all exposed pipes and fittings in the areas. The defects thus detected were then rectified by adopting one or more of the following measures ;—
Evaluation of sample and removal of source of contamination.
- (a) Hydrants in the locality were flushed.
 - (b) Breaks in communication or consumer pipes were repaired, corroded portions were renewed and pipes in the vicinity of the drains were diverted and re-aligned.
 - (c) Leaky Hydrants and Sluice Valves were repaired and under-ground Hydrants in the vicinity of drains were converted into Stand Post Hydrants
 - (d) Disused connections were cut off on the water mains.
 - (e) Consumer's pipes in the gullies were raised so as to bring them well above the level of sullage water in gullies.
 - (f) Leaks in water mains were repaired.

- (32) For preventing contamination in congested localities, the Corporation sanctioned the Scheme for renewing all communication pipes by new pipes wrapped in hesian cloth impregnated with corrosion resisting solution, and for laying additional service mains, where required, in sides of wide roads. The work was commenced in October 1960 and by the end of the year under review, 7,184 Nos. of communication pipes were renewed and 397 Nos. of disused connections were cut off at the ferrule.
Preventive measures in congested localities.

VI.—CONSTRUCTION BRANCH

- (33) This Branch handled the work of laying of water mains of sizes upto 12" diameter, patch-plating and guniting the two 57" diameter Tansa mains and other miscellaneous works.
General.
- (34) A total length of 7.75 miles of water mains ranging in sizes from 3" to 12" diameter was laid during the year. Besides these, water mains were also laid on behalf of sister departments, Government Bodies and private parties. A further length of the two 57" Steel Mains was also patch-plated and gunited.
Laying of water mains.
- (35) During the year, the service reservoir at Malabar Hill was emptied and nearly 4" thick silt deposited at the bottom was removed and cleaned.
Cleaning the Malabar Hill Reservoir.

VII—REMODELLING BRANCH

- (36) This Branch was entrusted with the construction works arising out of remodeling of the distribution system in the City. This Branch also carried out major pipe laying works.
General.
- (37) Upto the commencement of the year under review, 22 works out of the total number of 26 works were completed. The remaining 4 works were in progress during the year and a total length of 2.83 miles of mains, of sizes varying from 18" to 48", was laid.
Progress of the Scheme.
- (38) (a) To strengthen the old masonry walls of the Bhandarwada Hill Reservoir, the work of drilling holes in the walls and injecting cement grout under pressure through these holes was commenced during the year and the same was in progress at the close of the year.
Other Works.
- (b) 552 Rft. of 24" C.I. main at Queen's Road was removed to facilitate sewer construction work.
- (c) Short length of dry mains were laid in four major junctions which were permanently concreted to minimise opening up these junctions in future.
- (d) Small portions of inlet and outlet mains and overflow pipes were laid and electrically operated sluice valves, scour valves were installed in the Worli Hill Reservoir the work of which is nearing completion.
- (e) The two old 36" diameter electrically operated sluice valves on Tardeo Outlets from the Malabar Hill Reservoir were replaced.
- (f) 57" and 72" Venturi Meters, complete with Chambers, Cabins, etc., were fixed on the inlet trunk mains at Sewri and Tulsi Pipe Road respectively.
- (39) During the year under review, the plate bending machine at Souter Street Yard was utilised to fabricate 1,280 Rft. of Steel Pipes and 228 Cwt. of Steel Specials of various sizes for the Department.
Fabrication of Steel Pipes and Specials.

VIII.—SURVEY AND DESIGN BRANCH

- (40) This Branch is entrusted with the work of maintaining record of water mains, fittings, designing new mains, structures, preparing plans and estimates for the same, maintaining statistics of lake levels, storages, discharges, rainfall, chemical analysis, etc., maintaining records of lands in charge of this Department, preparing estimates for extra charges for water used for construction purposes, verifying tenders, contracts and bills of contract works and attending to administrative matters of a technical nature.
General.
- (41) This Branch prepared 121 plans and 209 estimates amounting to Rs. 1,61,72,121 for pipe laying and other works.
Preparation of plans and Estimates.
- (42) 1911 estimates of compounded water charges for water used for construction purposes were framed resulting in a total revenue estimated to yield Rs. 8,04,919.70.
Compounded Water charges for water used for construction purposes.

IX.—GENERAL

- (43) A well-equipped Welfare Centre and Sports Club were maintained at Chhatkopar and Vaitarna, respectively. Ganpati and Satyanarayan Puja Celebrations were organised by the staff in various branches from voluntary private donations. Lower Primary Schools were run by the Local District Boards at Vaitarna and Tansa in School Buildings provided by Corporation.
Welfare Activities.
- (44) During the year, 4 dispensaries in different centres in the Outside City division and two in the Head Works Division were maintained.
Medical Aid.
- (45) During the year under review, the Lions Club of Bombay continued to give free powder milk obtained from CARE and the Lions International Organisation, which was distributed free of charge to the children of the Low Income workers of this department upto the age of 8 years.
Milk Distribution Scheme.

(46) During the year, there were 219 number of Superior staff and the cost thereof amounted to Rs. 7,58,835 and the labour staff during the year numbered about 1,393 costing about Rs. 18,80,118. The number of temporary Superior Staff was 22 and that of the Labour Staff 488. The total establishment cost of the same was Rs. 4,63,563.

Establishment.

Costs.

(47) (a) *Révenue*.—The total expenditure incurred on Water Works amounted to Rs. 2,99,86,631 The total Revenue derived from Water Works was Rs. 3,64,71,835 the excess of income over expenditure being Rs. 64,85,154.

(b) *Loan Works*.—The total expenditure incurred during the year out of the Loan Fund was Rs. 85,52,963.

BOMBAY FIRE BRIGADE.

During the year, total number of stations continued to be twelve including one in Suburbs. The Fire Brigade Department had a fleet of following vehicles :—

21 Motor Pumps, carrying both, escapes and extension ladders fitted with First-aid appliances, 9 Trailer Pumps of medium and small capacity, 3 Turn Table Ladders, two Motor Turn Table Ladders of 100 ft. and 125 ft. extensions fitted with pumps, one Merryweather Turn Table Ladder with 125 ft. extension fitted with pump, (both 125 ft. ladders have telephone system for use between the operator on the ground and man on the top of the ladder), 2 Motor Emergency Tenders, 1 CO₂ Foam Crash Tender with special gears and 64 ladders of various types.

The number of calls received was 2,547 of which 1,689 calls were received for 1,370 actual fires as against previous year when the number of calls was 2,256 of which 1,437 calls were received for 1,198 actual fires.

The estimated cost of property damaged was about Rs. 0.75 Crores as against 1.71 Crores in the previous year. This heavy damage in the previous year was due to three very serious fires viz., (1) Sameul Street Fire on 5-6-1959, (2) Fire to Aircraft Super Constellation (Rani of Agra) at Santacruz Aerodrome on 19-7-1959 and (3) Fire to Jasmine Art Silk Mill at Dharavi on 6-2-1960. The total damage due to these three fires alone amounted to Rs. 1.17 Crores. The properties involved under cover of insurance were worth Rs. 28,94,966 as against Rs. 1,44,85,478 in the previous year.

The number of occasions on which special services were rendered by the Brigade was 420 of which 189 were for House Collapses, 110 were for Rescue Works, and 121 were for Other Services, as against 368 Special Service calls in the previous year.

The total number of Fire Alarms including private ones was 206. Nearly 37 per cent. of the calls were received through these Fire Alarms.

New Appliances and equipments :—

2 Willy's Jeeps

3 Motor Ambulances on ' Fargo ' Chassis.

36 Nos. of Gas Masks with Spares.

12 Nos. of Breathing Sets.

Wireless sets have been purchased and arrangements are under way to put the wireless communication system into commission.

The Fifth Fire Prevention Week was organised in Bombay and Bombay Fire Brigade, as usual, joined the other Fire Service Organisations to make the week a success. This year also as in the previous year, the Brigade personnel participated in the Republic Day Inter-Services Ceremonial Parade along with Army, Navy Air Force etc. at Brabourne Stadium on Republic Day. The Fire Brigade team also participated in the annual "First-aid to the Injured Competitions" conducted under the auspices of Fire Prevention Week Observance Committee.

The Annual Fire Brigade Competition in Trailer Pump Drill was held on 15th March 1961 under revised rules. Byculla 'E' Team led by Station Officer L.S.D.

Meherwanji stood first in the competition. Shri D. Z. Palaspagar, Minister for Urban Development and Public Health Department, Government of Maharashtra, presided on the occasion and presented the trophy to the first team and cash prizes to the first three winning teams. This year a special trophy was awarded for the best individual performance in the drill. This trophy was also won by Station Officer L. S. D. Meherwanji who led the first winning team.

Trainees from National Fire Service College were sent to this Brigade for practical training as well as for visiting various industrial concerns.

Colaba Fire Station was shifted to its newly constructed premises at Victoria Bunder Road and started functioning from 1st May 1960. The construction work of Vikhroli Fire Station is completed. Tenders are invited for the construction of Chembur Fire Station. Construction work of staff quarters with modern amenities at Byculla Station is in progress.

Ambulance Services.—The Ambulance Section of the Brigade attended 1,603 calls for accidents, 1,621 for maternity cases, and 4,083 calls for hire cases removing in all 7,139 persons as against 1,468, 1,788 and 4,172 calls respectively removing 7,063 persons in the previous year.

The receipts for the year including arrears amounted to Rs. 35,206 as against Rs. 30,099 for the previous year. First-aid was rendered by Ambulance Staff on 191 occasions as in the previous year.

PUBLIC GARDENS

During the year under report, the department maintained 112 sites consisting of 24 gardens, 62 recreation grounds, 4 fountains, 7 traffic islands, 5 open spaces, 5 bandstands, 4 box hedges and 1 statue.

It planted and maintained trees on the newly constructed roads. It also added 4 new gardens, one at Dighi Tank Mahim, the others at Sion Circle, extension of oval gardens on Road No. 24 Sion and Wadala 121-123 and 128-130 during the year 1960-61.

There were 32 band, 24 Indian vocal music, 63 orchestra, and 222 recorded music programmes at different gardens.

The Open Air Theatre proved to be popular mostly among the poor and middle class people. It was reserved on 87 occasions and the annual yield thereby was Rs. 6,202.00.

The expenditure of the garden department during the year under reference was Rs. 9,75,648-00 as against Rs. 10,23,205-00 during the last year, and the income was Rs. 80,812-00 as against Rs. 72,994-38 during the preceding year.

VICTORIA AND ALBERT MUSEUM

The Museum remained open for 304 days as against 231 days during previous year. It was closed on Mondays and important Holidays. 7,69,703 visitors visited the Museum as against 6,13,191 during previous year. 15,023 students from Primary Schools visited the Museum during the year as against 1,393 during the preceding year. Total collections from Admission Fees and Miscellaneous Receipts were Rs. 15,520.84 nP. and Rs. 136.00 as against Rs. 5,460.20 and Rs. 120.00 in the preceding year. Eight small new showcases were purchased for the Museum at a total cost of Rs. 1386.00. A Patolu, a Bidri Box, a Carved Ivory Bullock Cart, a Carved Ivory Bridge with elephants attacking wild beasts and a Bronze Parwati were purchased at a total cost of Rs. 2012.00. 10 Books were purchased for the Museum Reference Library at a total cost of Rs. 186.30 nP. Three Books were presented. Reference service was rendered to 200 Students, Scholars, Merchants, etc. Expenditure for the maintenance of Museum was approximately Rs. 48,000.

MUNICIPAL FREE READING ROOMS AND LIBRARIES.

1,310 books costing about Rs. 3,999.42 for Municipal Free Reading Rooms and Libraries in City were purchased during the year under report.

About 3,17,515 visitors took the advantage of the Libraries in City during the year under report.

Total income derived from City Libraries was about Rs. 1,987.06 as against Rs. 385.14 during the previous year.

The expenditure over the Municipal Libraries in City was Rs. 80,709 as against Rs. 72,863 during the previous year.

CENTRAL STORES

Tenders were invited for the purchase of Stores in 93 cases during the year under report as against 191 cases in the preceding year. During the year about 40,990 tons of cement worth about Rs. 53.20 lakhs; 4,77,833 R.ft. of galvanised iron pipes worth about Rs. 5.36 lakhs; 5,12,687 R.ft. cast iron and asbestos pipes worth about Rs. 66.56 lakhs; 2,700 Tons of iron materials worth about Rs. 18.94 lakhs; and 453,178 yards of cloth worth about Rs. 4.47 lakhs were purchased. 65,600 K.G. of grain (gram, bajri, and wheat bran) for Head Supervisor and the Superintendent of Gardens worth about Rs. 30,240 were purchased. 2935 Quintals of wheat, rice for various Municipal Hospitals and maternity Homes worth about Rs. 1,56,832.87 were also purchased.

2. Under Plant and Machinery Section started from January 1956, 80 advertised tenders plus 22 yearly schedules by public Advertisement and 107 sealed quotations were invited which involed 663 items costing Rs. 71 lakhs approximately during the year under report. Wooden and Steel furniture required by the various Hospitals and departments were standardised and direct debit schedules were framed for the same during the year under report.

3. There were about 27 tenders for dietary articles amounting to Rs. 16 lakhs approximately. Municipal Hospitals and Maternity Homes were suitably grouped and tenders were invited groupwise and localitywise. There appears to be further scope to revise the tenders to have economical rates for dietary articles and to effect reduction in its costs. In addition to the above, this section also looks after stationery articles and firewood for cemeteries.

4. The post of Stores Inspector (food) created from 2nd March 1959 for effecting check on the receipt of dietary articles supplied to various Municipal Medical Institutions and Maternity Homes and to pay surprise visits to these Institutions for the purpose of witnessing weighment, quantity and quality of stuff supplied by the Contractors and to collect statistics, etc., to investigate complaints of non-receipt of supply etc. was continued.

5. The total purchase effected during the year including the articles received on Return Stores Mema from Municipal Departments amounted to Rs. 191.61 lakhs as against Rs. 149.53 lakhs in the preceding year. The increase was due to the higher demand for the supply of materials. The balance of stock in hand as on 31st March 1961 was worth Rs. 96.39 lakhs at the Central Stores and Rs. 2.24 lakhs at sub-depot at Foras Road. totalling to Rs. 98.63 lakhs as against Rs. 61.47 lakhs including sub-depot at Foras Road, in the preceding year.

The total number of orders placed with the Contractors and other dealers was 6541 as against 5325 in the preceding year. The number of indents inclusive of sales mema received from the departments at the Central Stores and sub depot at Foras Road was 43,028 as against 44,059 in the preceding year. Most of the articles purchased during the year were of Indian manufacture and the value thereof amounted to Rs. 181.61 lakhs. The value of foreign goods purchased amounted to Rs. 10.08 lakhs during the year. During the year 24 import licences aggregately valued at about Rs. 2,92,649.80 were received.

The total turnover of the department viz., receipts and issues of stores came to Rs. 347.21 lakhs as against Rs. 267.21 lakhs in the preceding year.

The stock of stores was verified but no case of any appreciable difference in stock was noticed.

The usual practice of inviting annual tenders for various schedules for the ensuing year, during the months of October to January was changed and the tenders were staggered instead throughout the year in order that the burden of labour may not be more during the restricted period of 4 months only. The contract period is also kept running as from March to February, April to March and May to April and so on.

The sub-depot at Foras Road which was proposed to be handed over to E. E. Mech. from 1st May 1960 could not be done as the stock verification at the said sub-depot could not be completed as envisaged. The same was, however, handed over with effect from April 1961, along with the existing staff.

The essential staff of the Central Stores has already been accommodated in the new structure of 16 tenements costing about Re. 1 lakh approximately. Each tenement consists of 1 room and a kitchen with self sufficient arrangement for water supply and sanitary blocks.

LICENCE DEPARTMENT

The number of permits and licences issued during the year was about 40,451 as against 38,411 during the previous year. These permits and licences realised about Rs. 12.04 lacs. as fees, as against Rs. 13.40 lacs of the previous year. The outstanding amount of licence fees amounted to about Rs. 1,25,781.00 as against Rs. 1,54,943.00 during the previous year. Out of this outstanding amount, approximately 1,84,276.00 have been recovered and kept in deposit, which are being adjusted in accounts. Thus the total licence fees will approximately amount to Rs. 13.88 lacs.

Hawker and Squatter Licences

The total number of hawker and squatter licences issued during the year was 5,192 against 4,637 issued during the previous year. The fees realised were about Rs. 5.74 lacs as against Rs. 4.10 lacs for the previous year.

Sky-Signs and Advertisements

The total number of permits issued for exhibiting sky-signs and other advertisements was 286 which realised Rs. 6.20 lacs as revenue, while the corresponding figures for the previous year were about 3,956 and Rs. 5.11 lacs respectively. The ground rent recovered for advertisement sites was about Rs. 35,796.00. An amount of Rs. 40.00 received for ground rent is lying in deposit, and the same is being adjusted.

During the year, the Licence Department instituted 4,476 prosecutions for the offences under Sections 394, 412A, 328 and 328A of the Bombay Municipal Corporation Act, as against 3,530 prosecutions in the previous year. The total amount of fines inflicted was Rs. 33,905 as against Rs. 24,149 in the previous year.

SHOPS AND ESTABLISHMENTS DEPARTMENT.

Registration.—The total number of establishments in the City as on 31st March 1961 stood at 1,08,950 as against 1,06,050 on 31st March 1960 and the Registration fees, etc., amounted to Rs. 18,550.13 as against Rs. 14,393.14 for the preceding year.

Inspections and Prosecutions.—During the year under report, 70,736 visits were paid to the various establishments and 1,924 complaints were received, in addition to 41 complaints which were pending during the previous year. Investigations in respect of 1,930 complaints were made and with a view to enforcing the provisions of the Shops and Establishments Act more effectively, 481 mass raids were held. Of the 1,586 prosecutions pending at the close of the previous year and 6,733 launched during the year under report, 6,842 were resulted in convictions and fines totalling Rs. 2,49,315.

Grant-in-aid.—Grant-in-aid of Rs. 1,75,110 was received from Government for the year 1960-61 for meeting part of expenditure incurred during the year 1959-60, while Rs. 14,393.14 were realised by way of registration, etc., fees during the same year (1959-60). The actual expenditure incurred on the administration of the Shops and Establishments Act and the Payment of Wages Act, during the year 1960-61 was Rs. 2,54,643.28 (exclusive of Provident Fund, leave contributions and supervision charges).

PAYMENT OF WAGES ACT, 1936.
 During the year under report, 249 complaints in respect of the Payment of Wages Act were received, of which 166 disputes between employers and employees were brought to amicable settlement. It did not become necessary for the department to file any cases before the Authority under the Payment of Wages Act. In 5 cases out of the complaints received in this department, the complainants had themselves filed their petitions before the Authority under the Payment of Wages Act. In 2 cases, the complainants have filed cases in City Civil Court whereas in 2 cases, they have filed their claims before the Commissioner of Labour. In 43 cases, investigations revealed that they were either fictitious or had no sufficient evidence documentary or otherwise, to facilitate action. 26 complaints were found to be either falling outside the purview of the Act or informations furnished by the complainants incomplete.

THEATRE TAX.

The Theatre Tax Section which was hitherto looked after by the Chief Inspector, Shops and Establishments, has been transferred to the Assessor and Collector's Department with effect from 1-10-1960.

The total income of the department during the year under report was Rs. 18,550.13 comprising of (1) Registration, etc., fees Rs. 15,846.06 and (2) Miscellaneous Receipts Rs. 2,704.07.

MARKETS AND SLAUGHTER HOUSES

The total income from the Markets and Slaughter Houses was 58.91 lakhs as Receipts. against 43.20 lakhs in the preceding year.

The number of Municipal Markets in the year was 22 including the squatter area at Parel Village. The total receipts from the stallage charges, squatters fees, scale shed fees and licence fees, etc. amounted to Rs. 35.56 lakhs as against Rs. 28.63 lakhs in the preceding year while the net receipts amounted to Rs. 25.19 lakhs as against Rs. 18.52 lakhs in the preceding year.

The average percentage of vacant stalls per quarter was 3.47 as against 2.47, 4.36 and 7.45 respectively in the preceding three years.

The number of private markets during the year was 17 while the number of outside meat shops was 189. The licence fees realised therefrom were Rs. 48,884 and Rs. 19,525 respectively.

The total quantity of unwholesome food such as fish, fruits, vegetables, etc. and the contraband meat seized and destroyed was 1004465 lbs. as against 835494 lbs. in the preceding year. In all 1442 seizures were effected for illicit slaughter and prosecutions instituted resulting in conviction of 163 persons. The recovery of fines amounted to Rs. 8,332. The amount realised by selling the seized animals and skins, etc. by auction was Rs. 2544. The amount realised by way of penalty for importing animals into the city without permits was Rs. 2,020.

The slaughter, removal and other fees realised at the Bandra Slaughter House, together with the slaughter fees, etc. at the Delisle Road Sheep Market and the Pig Slaughter Houses amounted to about Rs. 22 lakhs.

MUNICIPAL PRINTING PRESS.

During the period under report, 235 tons of paper were purchased from the market to meet the requirements of the various departments. The total number of printing jobs executed by the Press were 9,160 and the number of pages printed were 59,264 as against 10,272 and 57,808 pages in the preceding year, those for the B. E. S. & T. Undertaking accounting for 13 and 2,212 pages and 18 and 2,106 respectively.

The total quantity of paper consumed during the year under report was 215½ tons as against 257½ and 209 tons in the preceding two years.

138 voluminous jobs required in connection with the General Elections 1961 were carried out by the Press at a total cost of Rs. 31,716.37.

The transactions of the Press for the year closed with a surplus of* Rs. 2861 on the total turnover of Rs. 11.93 lakhs against the surplus of Rs. 6927 and turnover of Rs. 13.86 lakhs and Rs. 11.95 lakhs for the previous two years.

The Labour Staff as on 28th February 1960 consisted of 252 workers as against 267 and 228 on the same date in the last two years.

K. E. M. HOSPITAL AND SETH G. S. M. COLLEGE

The K. E. M. Hospital had an accommodation of 704 beds. These beds were allocated amongst men, women and children as 382, 226 and 96 respectively. As against this number of beds the average daily inpatients was 919. The total number of inpatients admitted during the year was 33,859 against 31,052 and 29,599 in the previous two years. Out of the total inpatients 34,658 (including 799 brought over from the previous year), 9462 were discharged as cured, 13,704 were relieved, 7,798 left the hospital against medical advice or were otherwise discharged and 2,703 died (excluding 175 still born children, leaving a balance of 991 patients at the close of the year.

In maternity section 1,451 confinements took place of which 1,197 were normal deliveries and 254 were abnormal ones.

The maximum number of inpatients admitted on a single day was 267 and the average daily inpatients worked out to be 919 as against 878 in the previous year. The average stay of an inpatient was 9.9 days against 10.3 days in the previous year. The number of new outpatients during the year was 2,35,249 as against 2,34,117 in the previous year showing an increase of 1132. The total outpatients attendance (new, old and casualty cases) rose to 8,07,743 against 7,97,819 in the previous year. The total number of casualty cases treated in 1960 was 55,284 as against 60,882 in the previous year. The highest outpatient attendance on a single day was 3,520 while the corresponding figure of casualty cases was 226.

The average cost per inpatient per day was Rs. 9.21 against Rs. 10.06 in the previous year. Similarly the average cost per inpatient admission was Rs. 93.01 against Rs. 100.10 and Rs. 94.97 during the previous two years.

An amount of Rs. 1,00,157.37 was spent out of the Poor Box Charity Fund of the Hospital for supplying costly drugs, injections, blood-transfusions and other comforts to the poor and needy patients attending the hospital. The expenditure shows an increase of Rs. 25,493.62 as compared with the figure in the previous year. Contributions from the public, patients and donations from firms and individuals amounted to Rs. 41,584.82 which shows a slight decrease when compared to the last year's figure.

The Blood Bank worked satisfactorily. During the year under report 3,583 bottles of blood were issued to the patients for which a sum of Rs. 43,825 was paid out of the Poor Box Charity Fund.

Out of the nurses trained at the Hospital 17 passed the Junior examination and 48 senior examination of the Bombay Nursing Council.

The School Clinic treated 16,598 children (new and old cases) as against 19,475 in the previous year. The total cost incurred on the establishment of the school clinic was Rs. 43,000.00 as against Rs. 48,600.00 in the previous year.

The Prophylactic Immunization Centre and the Family Health Centre continued their functions satisfactorily. During the year 40,701 patients were treated in the Prophylactic Immunization Centre as against 83,393 in the previous year.

The Family Planning Clinic which is aided by the Govt. of India gave advise to 761 women and the poor amongst them were supplied with contraceptives free of charge. 178 Sterilisation operations were performed during the year.

The Physiotherapy School and the Occupational Therapy School worked to their full capacity. 14 students of the Physiotherapy School and 10 students of the Occupational Therapy School passed their final examinations.

* The figure indicates working surplus. The work is charged on the basis of actual cost. The Press does not work with a view to making a profit.

The Dr. Jivraj N. Mehta Laboratory attached to the hospital manufactured many injectable solutions and carried on analytical work during the year. The following are the quantities of articles manufactured in the laboratory :—

(1) Transfusion bottles	...	57,900 Nos.
(2) Ampoules	...	12,905 Nos.
(3) Loose sterile solution	...	1,000 Litres.

The working of the laboratory resulted in a saving of Rs. 46,538 approximately.

The Convalescent Home with 120 beds worked satisfactorily and was a great help in relieving the congestion in the K. E. M. Hospital. In all 601 convalescent patients were transferred from the K. E. M. Hospital and other medical institutions (including 95 brought over from the previous year). Out of these 507 were discharged leaving a balance of 94 patients in the wards at the close of the year.

1565 Food Handlers working in hotels and restaurants in the City were referred to the hospital for examination of which 852 persons attended. 811 Food handlers were found fit, 17 unfit, 24 persons were partly examined as they failed to give their stools, etc., for pathological examination.

The Hospital and College Employees Co-operative Credit Society carried on its work satisfactorily.

SETH G. S. MEDICAL COLLEGE, PAREL, BOMBAY 12.

During the year under report 85 fresh students were admitted to the first year class. The total number of students on roll is 739 against 719 in the previous year.

Number of male students residing in the Hostel during the year was 231 while the number of lady students accommodated in the Lady Student's Hostel was 42. Income derived from the college and the Hostels by way of tuition fees, hostel rent, etc., was Rs. 1,61,109.74 against Rs. 1,37,555.00, Rs. 1,48,698.00 and Rs. 1,60,428.00 in the previous three years while the total expenditure amounted to Rs. 9,62,792.00 (including payment of Dearness Allowance of Rs. 1,80,774) against Rs. 7,53,536, Rs. 7,15,319 and Rs. 5,13,094 in the preceding three years. The income derived from and the expenditure incurred on the Hostels were Rs. 20,160 and Rs. 42,690 respectively, against Rs. 20,467 and Rs. 47,005 in the previous year. The gross and net cost per student worked out at Rs. 2,400.97 and Rs. 1,999.20 respectively, as against Rs. 1578.47 and Rs. 1,249.40 in the previous year. The amount of fees received from the postgraduate students was Rs. 20,575 as against Rs. 14,925 in the previous year.

The different departments of the college and the Hospital in addition to their normal teaching and departmental work conducted various researches under the auspices of the Indian Council of Medical Research, Council of Scientific and Industrial Research, the K. E. M. Hospital and G. S. Medical College Staff Research Society and through the help of some Pharmaceutical firms like Unichem Laboratories, Ciba Pharma Ltd. Dumex Private Ltd., Lederle Laboratories (India) Private. Ltd.

Five members of the Hon. and Professorial staff who went on study tour abroad, visited various important Medical Institutions and have thus acquired further valuable knowledge in the latest development in the treatment of patients.

BAI YAMUNABAI L. NAIR CHARITABLE HOSPITAL.

1. The number of beds available for men, women and children during the year was 336. The total number of inpatients admitted during the year was 20,184 as against 19,164 and 17,474 in the two previous years. Out of the total number of 20,573 inpatients, (20,184 admitted during the year under report and 389 previous year's balance) 7,092 were cured, 8,163 were relieved, 3,603 either left the hospital against medical advice or were otherwise discharged and 1,311 died leaving a balance of 404 patients at the end of the year.

The maximum number of inpatients on any single day was 508, and the daily average worked out to 422.84. The average number of days each patient was resident was 7.64 against 8.21 in the previous year. The average cost per patient was Rs. 9.51 as against Rs. 8.67 and Rs. 7.97 during the previous two years.

2. The total number of out-patients' attendance excluding Casualty patients during the year was 3,37,129 against 3,42,501 of the previous year which gave a daily average of 1087.51 against 1101.29 of the previous year. The highest number of out-patient attendance on any one day was 1,624 as against 1,707 in the previous year.

3. The total number of operations performed on in-patients and out-patients during the year was 6,876 and 6,388 respectively as against 6,628 and 7,260 in the previous year.

4. The out-patient sections of the Department of Cardiology, Gastro-Enterology and Preventive and Social Medicine continued to work during the year under report. A Department of Cardiovascular Centre in coordination with the Department of Preventive and Social Medicine was started.

5. The Poor Patients' Fund continued to provide deserving patients with such needy relief as could not ordinarily be given out of the Municipal Funds. The total amount of collection was Rs. 54,891.90 out of which the amount spent was Rs. 42,379.18 while contributions during the year by way of collections from out-patients and ward boxes amounted to Rs. 15,909.34.

6. The Dr. Bhajekar Municipal Hospital at Khetwadi, remained to be under the administrative supervision of the Dean, B. Y. L. Nair Charitable Hospital.

TOPIWALA NATIONAL MEDICAL COLLEGE.

The College had 315 under-graduate students on the roll at the end of the year out of which 124 were lady students. Besides, there were 83 post-graduate students including 19 lady students. 57 students passed at the Final M.B.B.S. Examination held during the year 1960 and 22 students at the various other examinations.

A total expenditure of Rs. 5,60,363 was incurred during the year as against Rs. 5,28,656 in the previous year. The total income received on account of fees etc., from the students amounted to Rs. 1,47,091 as against Rs. 1,36,151 in the previous year.

The total number of students residing in the hostel was 174 including Dental Students. Arrangements to accommodate the lady students in the Grant Medical College Hostel continued during the year. The total expenditure incurred for the hostel was Rs. 40,916 while the income was Rs. 29,666.

The new college building was occupied during the year and the building was declared open by the Vice-president of India Dr. S. Radhakrishnan, on 24th October 1960. The statue of Dr. A. L. Nair was also unveiled on the occasion.

THE NAIR HOSPITAL DENTAL COLLEGE, BOMBAY 8.

The College has 76 Dental Chairs, 52 Electric Dental Units, 4 well equipped Laboratories, 3 Dental X-Ray Units, 3 Micro Surgical Units, 3 Nitrous Oxide Apparata, 6 Microscopes, 1 Cinema Projector, 1 Epidiascope, 1 fully equipped Operation Theatre and other equipment to give treatment on modern lines and also provide facilities for teaching Dentistry. There were 259 students including 36 lady students on the roll. 40 students including 4 lady students appeared and passed the B. D. S. Degree Examination of the Bombay University. The admission standard for the students in Inter. Science (B-Group) Examination of the Bombay University or an examination equivalent to it and the course extends for over four years. The College also runs a Dental Clinic which treat patients at a Nominal cost and supplies artificial teeth. The College has also started M. D. S. (Post-Graduate) Courses in Dentistry since June 1959 as per Government Scheme approved by the Corporation.

A Special department called Speech Therapy has also been started recently for treating the patients for all speech defects.

During the year 87727 patients were treated as against 77390 in the preceding year. The total expenditure incurred was Rs. 4,19,695 as against Rs. 3,34,214 in the previous year and the total revenue by way of fees from students and patients was Rs. 1,17,197 as against Rs. 1,16,229 during the previous year.

The College has an Academic Council to look after the academic affairs. There is also an Advisory Dental Board which advise the Dean and the Municipal Commissioner in the policy to be followed by the College and in matters of Administration referred to them by the Dean or the Municipal Commissioner.

LOKMANYA TILAK MUNICIPAL GENERAL HOSPITAL, SION

The scheduled bed accommodation of this hospital was 370 beds. The beds were distributed as 310 for non-paying patients, 50 for paying patients and 10 for the B. E. S. T. employees. 22,845 patients were admitted during the year as against 22,926, 21,561, 20,525 during the preceding three years. The highest number of in-patients on a single day was 504. The daily average number of in-patients was 460.5 as against 450.7, 426.3 and 415 during the preceding three years, which indicates that more and more people are inclined to take treatment at the Institution. The average number of days each patient was a resident was 7.3 as against 7.1, 7.25 and 7.3 during the preceding three years.

The total number of in-patients treated was 23,288 including 443 of the previous year. Out of these 23,288 in patients 15,100 were treated for Medical, Surgical, Aural, Skin and Venereal, Dental, Ophthalmic, Paediatric and Psychiatric complaints and 8,188 for maternity and gynaec complaints.

The total number of operations performed on in-patients was 7,820 as against 8,314, 7,793 and 7,225 during the preceding three years. The average cost per in-patient on diet per day was 1.05 as against 0.99, 1.04 and 0.98 during the preceding three years.

The total number of new out-patients was 1,47,839 with a daily average of 475.3 as against 143,776 and 462.30, 1,34,030 and 445.2 and 121,978 and 394.7 respectively during the preceding three years. The total number of out-patients attendance was 5.89 lacs with a daily average of 1896.8 as against 5.24 lacs with a daily average of 1687.4, 5.79 lacs and 1925 and 4.84 lacs and 1567.5 respectively during the three years. The highest number of out-patients attendance on a single day was 2,750 as against 2,823, 2,602 and 2,508 during the preceding three years. The total number of operations performed on out-patients was 8,048 as against 7,862, 6,770 and 7,355 in the preceding three years. 28,495 accident and other emergency cases were treated in the Casualty Department as against 27,600, 28,112 and 24,261 in the preceding three years.

The Paying-Bed Scheme started from 1st September 1951, was working satisfactorily. The number of patients admitted in the general and special rooms during the year was 1,639 as against 1,704, 1,812 and 1,857 in the previous three years. 237 major and 242 minor operations were performed on paying patients as against 210 and 343 and 272 and 357 and 315 and 319 respectively during the preceding three years.

1,60,240 investigations were carried out in the Department of Pathology and Bacteriology out of which 60,362 were carried out on out-patients and 98,534 were carried out on in-patients and 1,344 were carried out for K. B. Bhabha Hospital, Bandra. 329 autopsies were performed during the year.

The hospital has a library with latest publications of various branches in medical sciences. 107 new books on medical subjects were added to the library during the year under report, bringing the total number of books to 771.

The Poor Box Fund at the close of the year amounted to Rs. 69,825.69 as against Rs. 99,901.47 nP. during the last year. A sum of Rs. 36,892.57 was collected from the Charity Boxes and by way of donations, sales of drugs etc., and the expenditure under Poor Box Fund amounted to Rs. 66,948.35. A balance of Rs. 76,325.69 remained in the Poor Box Fund at the close of the year.

Nurses Training School.

15 Student Nurses were admitted for training in General Nursing course and 37 Students were admitted for midwifery course. 15 students were sent up for examination in General Nursing and 37 Nurses in midwifery examinations and 12 and 37 were declared successful respectively.

The hospital was continued to be attached to the T. N. M. College for clinical instructions to under-graduate students. The hospital is affiliated to the University of Bombay for post-graduate as well as undergraduate studies. The hospital is also affiliated to the College of Physicians and Surgeons, Bombay, for post-graduate studies. Post-graduate students are admitted for hospital practice on payment of fee of Rs. 25.00 per head per mensem.

The staff of the Department of Anaesthesia working in collaboration with the department of Surgery, E.N.T., Midwifery and Gynaecology, Psychiatry etc., gave anaesthetics in 11,405 cases during the year under report.

GROUP OF TUBERCULOSIS HOSPITALS, SEWRI

The total number of beds for T. B. patients at the disposal of the Bombay Municipal Corporation is 746 as detailed below :—

(1) Group of T. B. Hospitals, Sewri	...	458
(2) Ramkunwar Daftary T. B. clinic and Isolation Centre, Dadar	...	88
(3) Sarvodaya Hospital, Ghatkopar	...	200
Total	...	<u>746</u>

So far as the Group of T. B. Hospitals is concerned, the total number of patients treated during the year 1960 was 3821 (including 411 of the previous year) as against 398 during the previous year ; of these 3821 patients, 2574 were discharged as improved, 18 as not improved, 80 as non-tuberculous patients, 361 left prematurely against medical advice, 321 died and 447 patients remained under treatment at the close of the year.

The largest number of admissions during the year was within the age group of 10-35 years. The death rate per 1,000 at census population was 1.1 per cent. during the year. 436 operations were performed during the year.

The 'follow up' of discharged patients and giving P.P. refills were continued at these hospitals as before. The total number of such A. P. and P.P. refills given during the year was 15,033 as against 18,757 during the previous year. There were 60 admissions to the A. P., P.P. refill department during this year.

Two new buildings in the premises of these hospitals are under construction to provide accommodation for 300 additional beds.

The total expenditure incurred during the year on the Group of T. B. Hospitals, Sewri, was approximately 16,10,602.00 as against Rs. 13,46,000.00 for the previous year.

For the 200 beds reserved at the Sarvodaya Hospital, Ghatkopar, the Corporation have to pay to the Trustees of the Hospital at Rs. 5/- per day per patient. Injections are also supplied by the Corporation for the use of the patients admitted at the Sarvodaya Hospital. The average cost per patient per day treated at the Group of T. B. Hospitals was Rs. 10.33 as against Rs. 8.67 for the previous year.

At the Ramkunwar Daftary T. B. Hospital and Isolation Centre at Dadar, 255 new cases were admitted during the year. Including 74 cases from the previous year 329 cases were treated out of which 125 cases were discharged as improved, 77 cases left prematurely against medical advice, 50 died and 77 remained under treatment at the close of the year.

EDUCATION DEPARTMENT

At the close of the year, there were 3,33,066 pupils in 572 schools and 124 Classes in Greater Bombay, the number in the City being 2,35,180 in 378 Schools and 49 classes, in the Suburbs 76,508 in 153 Schools and 47 Classes and in the Extended Suburbs 21,378 in 41 Schools and 28 Classes. The corresponding figures for the previous year was 3,16,105 pupils in 569 Schools and 110 Classes which was made up of 2,29,102 pupils in 379 Schools and 47 Classes in the City, 1,18,159 pupils in 148 Schools and 37 Classes in the Suburbs and 18,844 pupils in 42 schools and 26 Classes in the Extended Suburbs. It will be thus seen that there was a net increase of 16,961 pupils in Greater Bombay during the year. The highest number of pupils on roll was 3,61,052 at the end of August 1960. The number came down to 3,33,066 at the end of March 1961. The average attendance of pupils throughout the year was 2,90,929 (2,08,268 in the City Schools, 65,140 in the Suburban Schools and 17,521 in the Extended Suburban Schools) as against 2,80,777 in the previous year. The total number of teachers in the Municipal Schools at the end of the year was 8,403 out of whom 8,097 were ordinary teachers and 306 were Special Teachers as against 8,503 teachers out of whom 8,195 were ordinary and 308 special teachers in the preceding year. Out of 8,097 ordinary teachers, 7,311 were trained as against 7,227 out of 8,195 in the previous year. Thus the percentage of trained teachers was 90.29 as against 88.6 in the preceding year.

The requirements of teachers are assessed as per class-room formula, which was finally adopted by the Education Committee under their Resolution No. 501, dated the 6th March 1959.

The Supervision of Municipal Schools continued to be attended to by the Education Officer, the Superintendents and the Supervising Officers of the Department, by paying Educational and Surprise visits to schools.

During the year under report, number of beats was increased to 37. Superintendents and Asst. Superintendents were asked to concentrate on the Educational side.

During the year the Syllabus of studies was divided month by month for the guidance of teachers and for facilitating gradual completion of studies in time as per Schedule. Teaching Aids on different subjects were supplied to the schools in order to make teaching more interesting. Monthly tests were continued to be taken of pupils of Standards IV to VII and weekly tests of those of Standards I to III. Double Promotion Examinations were held as per Rules, in August 1960.

In all 15,575 pupils from Municipal Schools appeared for the Primary School Certificate Examination 1961 and 8,172 of them were declared successful.

As per the decision of the State Government to introduce the teaching of English from Standard V on an optional basis, the Education Committee after due consideration accorded their sanction to teach English in upper primary standards in Municipal Schools during regular school hours.

Some of the main factors which hampered, *inter alia*, the progress of pupils were largeness of certain classes, lack of suitable buildings, inadequate facilities to pupils to study at home, economic conditions of the parents and holding the schools with shorter sessions for want of accommodation and paucity of funds.

Schools with big class-rooms sometimes had 60 to 65 pupils in a class rendering it unwieldy and unmanageable for the teachers. The standard of education thus suffers and especially it is so in the case of schools run in hired residential premises. The evils of Double Sessions, etc., raised the question of adequate accommodation for schools and it is hoped that an exhaustive programme of new building construction which has now been taken up would improve the situation to a large extent in a few years.

The number of Municipal-owned school buildings at the end of the year was 115 of which 42 were in the City, 46 in the Suburbs and 27 in the Extended Suburban area. The rest of the schools were housed in rented buildings.

The unsatisfactory condition of rented buildings continued to be a great handicap especially for want of proper and timely repairs on the part of the reluctant landlords. Though the Department is alive to the urgency of the problem, much still is required to be done in this direction and it is hoped that better results would be shown in this matter in the next few years.

Besides, imparting education in the three R's the Corporation also imparts Vocational Education. There were 23 Vocational Classes in 11 Vocational Schools which prepare pupils for Primary School Certificate Examination with the subject of Craft as one of the compulsory subjects. Carpentry and Tailoring are also taught in the schools. Other subjects taught are Sewing, Embroidery, Tailoring, Printing, Book-binding, Repairing of Clocks, Sign-Board Painting and Carpet Weaving.

The post of Supervisor of Handicrafts and Stores has been abolished and the relevant duties of the post have been assigned to the respective Inspectors and Divisional Officers.

The R. C. Urdu Training Institute for Women continued to function as usual.

The Municipal Urdu and Gujarati Teachers' Training Classes, started from July 1958, continued to function smoothly during the year under report. It is proposed to discontinue the Municipal Gujarati Training Class from June 1961.

At the close of the year, there were 343 Aided Schools in Greater Bombay (228 in the City, 73 in the Suburbs and 42 in the Extended Suburbs) as against 337 in the previous year. The number of teachers in Aided Schools was 3,324 (2,789 ordinary and 535 special) imparting education to 1,00,402 pupils as against 3,245 teachers (2,750 ordinary and 495 special) imparting education to 96,461 pupils in the previous year.

The number of Recognised Schools not receiving Grant-in-Aid was 107 with 837 teachers imparting education to 20,621 pupils as against 636 teachers imparting education to 16,214 pupils in 75 schools, in the previous year.

The total amounts of Grants recommended for payment to Aided Schools was Rs. 5,25,722 for the City and Suburban Schools and Rs. 63,318 for Extended Suburban Schools.

The average cost per pupil to the Corporation by way of Grant was Rs. 6.01 for City and Suburbs and Rs. 5.20 for Extended Suburbs.

A revised Grant-in-Aid Code, which was finalised by the Education Committee and the Corporation will be put into force after obtaining sanction of the State Government, which is awaited.

The work of enforcement of compulsion was being looked after by the Assistant Special Attendance Officer with the help of Superintendents of Municipal Schools and their Subordinate Supervisory Officers.

As required by Rule No. 5 of the Rules framed by Government under Section 18 of the City of Bombay Primary Education Act, as amended up-to-date, a Census of non-attending children of school-going age i.e. from 6 to 11 years as well as those aged 3 to 6, was carried out in August 1960. The Census revealed that there were 56,981 non-attending children in Greater Bombay in the age range of 3 to 6 and 16,061 non-attending compulsory age children.

Physical Education was imparted in almost all schools on the lines of the curriculum laid down by Government with suitable modifications. The number of pupils taking Physical Education in Greater Bombay was 2,29,661 out of total number of pupils of 3,33,066. Two Mass Drill Displays were held—one in City and one in the Extended Suburbs. Annual Sports were also held as usual. To train the teachers in the Physical Education, Physical Training Class was held at Gilder Tank and 80 teachers took the benefit of it.

In three Municipal Schools—Hindu Colony Marathi, Gamdevi Gujarati and Imamwada Urdu—the new curriculum prepared by the Department was introduced as an experimental measure. Physical Demonstrations of the pupils in these three schools were organised during the year under report.

The National Discipline Scheme which was put in force on 22-11-1956 was discontinued from 18-1-1961.

On a request being made by the State Government to give an item of Mass Drill Demonstration on the day of Children's Day (14th November), a Demonstration was organised at Parel wherein about 2,000 Municipal school children took part.

During the visit of Her Majesty Queen Elizabeth to the City of Bombay, a Mass Rally was held at Vallabhbai Patel Stadium on 24th February 1961 when a Koli Nritya by 1100 Municipal School pupils from 35 Municipal Schools was a highlight of the programme.

The Municipal Boy Scout and Girl Guide Association continued their activities vigorously as before. The usual activities such as week-end camps, social work, etc., were carried out during the year. The National Scout Week and the Annual Scout Sports and Rally were also held as usual. Patrol Leaders' Training Camps for Scouts and Guides were organised during the year under report. The III All-India Jamboree was held this year at Bangalore wherein our Scouts and Guides were also present.

Information regarding the work done by the Reserach Unit is given in the report of the Reserach Officer printed separately.

During the year, the Central Library for teachers contained 20,936 books and a good number of teachers took advantage of the same. The daily average attendance in the Library was satisfactory. The School Health Service under the Executive Health Officer was continued as before for the benefit of the children of Municipal Primary Schools. The School Health Service in Extended Suburban Schools was started in June 1960 only. Medical examination of 84,409 pupils was taken by the Medical Inspection department during the year. Free Medical treatment was given at the Municipal Dispensaries and at the Central School Clinic at the K. E. M. Hospital and at the various Vaccination Centres. Free milk continued to be supplied to undernourished children in the Municipal Schools.

Various extra-curricular activities such as Sharad Utsav, School Anniversaries, Excursions, were carried on as usual during the year under report.

The average yearly cost per pupil in Municipal Schools calculated on the number of pupils on Roll was Rs. 74.83 in City and Suburbs and Rs. 52.49 in the Extended Suburbs.

RESEARCH UNIT.

The Research Officer carried out the following studies during the year 1960-61 :—

(1) A longitudinal study of wastage and stagnation spread over 8 years was continued during the year. In this study an effort is made to determine the extent of wastage and stagnation in primary schools, the reasons for such wastage and stagnation, the relation, if any, between stagnation and wastage, their relation to the age of children, the subjects in which children commonly fail, the reasons thereof and other similar aspects of the problem. The study covered the progress of about 6,000 children enrolled in Standard I in different years between 1950 to 1957. The sample includes 3,578 Marathi, 1,093 Gujarati, 844 Hindi and 669 Urdu speaking children from random stratified sample of 16 schools. The investigation will study details like the causes of failure, ways of minimizing stagnation by suggesting changes in the curriculum, teaching methods, training of teachers and other allied problems.

(2) The programme of Intelligence Testing in the selection and recruitment of teachers was continued during the year under review. A comparative study was undertaken to find the relationship between the performance of teachers in the tests and their over-all teaching work as rated by the Officers of the Research Unit as well as Supervisory Officers and Head Teachers. A sample of the tested candidates who were rated between high and very low was selected and their teaching work is being observed with a view to evolving methods of selection of teachers.

(3) A comparative study of the achievement of children reading in Municipal Schools in sessions of different durations was undertaken. A random sampling of about 2,600 children studying in 63 divisions in 20 Marathi and Gujarati Schools was selected for study with reference to three areas of learning (1) Reading and Comprehension, (2) Writing and (3) Arithmetic.

The study has been completed and analysis of various factors like duration of teaching time, teacher pupil ratio, part of the day when the school meets and their relation to achievement has led to observations of far reaching importance.

(4) Pamphlets on 'Teaching Composition to children in Standard I to IV and Teaching Arithmetic to Standard I' have been prepared and are to be printed in four languages.

(5) The study of the effectiveness of Free Milk Scheme in Municipal Schools together with the possibility and usefulness of giving multi-purpose food to children is complete. The study definitely shows that milk is a better food for children than snacks. Milk-cum-snacks programme has failed to show any definite gains over the milk programme.

PUBLIC HEALTH DEPARTMENT

Area and Population.—The vital statistical rates in this report are based on the 1951 Census Population figure, viz., 23,29,020. The mid-year estimated population was 38,43,000. The area of the city is 26.189 square miles (16,751.42 acres) with the population density of 139 per acre.

VITAL STATISTICS

Birth and Death Registration.—71,044 live-births and 31,008 deaths were registered during the year. The rates of births and deaths per 1,000 of the census population were 30.5 and 13.3 respectively and they were 18.5 and 8.1 per 1,000 of the mid-year estimated population. Still-births totalled 2,966 i.e. 3.98 per cent. of the live births.

Infant Mortality numbered 7,752 which was 41 more than in the preceding year. The infantile death rate (per 1,000 live births registered) was 109.1. Excluding the deaths of out-born infants, the infant mortality rate was 98.6. Diseases of the respiratory system, infantile debility and premature births caused 5,625 or 72.6 per cent. of the infantile deaths.

Maternal and Child Welfare Service was rendered through the six Municipal Maternity Homes in the city with their 6 main and 10 subsidiary clinics. Each subsidiary clinic worked two days every week and six main clinics, worked thrice every week. The maternity and child welfare unit at Dharavi was conducted by 2 Resident Health Visitors under the supervision of the Medical Officer, Cadell Road Maternity Home.

The heavy demand on the bed accommodation caused, as before, some overcrowding of maternity cases during the peak season.

The 24 health visitors of this Service paid 43,709 domiciliary visits in their respective districts and conducted 2 confinements at homes during the year, while the medical officers personally visited 2,665 cases.

The number of confinements that took place in the 6 Municipal Maternity Homes having a total of 164 beds was 11,118 *i.e.* 14.8 per cent. of the total confinements in the city during the year.

The city has a total of 2,696 maternity beds in the various institutions, of which 164 *i.e.* 6.1 per cent. are in the Municipal institutions.

B. C. G. Vaccination was given to 7,549 new-born babies at the 6 maternity homes.

The Maternal Mortality Rate was 1.5 as against 1.4 in the preceding year.

Birth Spacing on Medical Grounds.—The total attendance at the 20 family planning clinics was 10,537. 7,972 women were given advice and were supplied appliances free of charge.

Infectious Diseases.—Small-pox was sporadic during the year except it showed an increase from middle of November 1960. A total of 12,982 cases of infectious diseases were reported as against 9,771 in the preceding year.

Plague was absent. Cholera caused 1 attack (originating in other local area of India) and 1 death. Small pox caused 2,450 attacks (including 45 cases originating in other local areas of India) and 786 deaths, and Enteric Fever caused 3,319 attacks (including 99 cases originating in other local areas of India) and 219 deaths, while Diphtheria caused 4,539 attacks (including 301 cases originating in other local areas of India) and 133 deaths.

Immunization.—During the year 20,479 persons were inoculated against cholera and 1,33,909 against enteric fever. Primary vaccinations and re-vaccinations done against smallpox were 76,832 and 8,29,632 respectively, as against 71,753 and 3,37,284 respectively in the preceding year.

Isolation.—The total number of patients admitted in the Kasturba Hospital, Arthur Road was 32,542. The daily average bed-occupancy was 817.

Leprosy.—The control of leprosy in the city is exercised through the Acworth Leprosy Home, Wadala. This includes an out-patient clinic, the cost of conducting which is chiefly borne by this Municipality. The home has accommodation for 500 in-patients.

The average daily attendance of patients at the out-patient clinic was 254.3 and the number of new patients treated during the year was 2,923.

“Contact” Examination.—1,086 contacts were examined at their homes and 150 were persuaded to attend the clinic where they were further examined. 51 of the contacts were discovered to have leprosy lesions and 117 who interrupted treatment at the clinic were persuaded to resume treatment. In all, 4,967 domiciliary visits (‘first’ 652 and ‘subsequent’ 4,315) were paid by the health visitors during the year. Case detection was also done at the Municipal free dispensaries. The seven centres, 5 opened on 1st November 1955 and 2 on 1st May 1958, under the Greater Bombay Leprosy Control Scheme, including three in the Suburbs, continued to function as diagnostic and treatment centres.

Malaria was registered as the cause of 1 death as against 2 in the preceding year and the number of persons 'treated for Malaria' at the Municipal dispensaries was 5 as against nil in the preceding year.

Tuberculosis took a toll of 2,518 lives and the death rate of T. B. was 1.1 per 1,000 of population.

Venereal Diseases.—A total of 20,238 venereal cases were treated (males : 17,490 and females : 2,748). During the year 26,951 persons attended the two prophylaxis centres. The average daily attendance for treatment and prophylaxis at the clinic was 839.8.

Medical Relief.—The number of new cases treated at the 27 dispensaries and one mobile dispensary unit was 5,86,645 as against 5,22,725 in the preceding year. The total attendance numbered 24,32,230 as against 23,35,378 in the preceding year. Dispensaries for women and children were conducted by three part-time lady doctors at 6 general dispensaries, each, thrice a week. The number of new cases treated at these dispensaries was 4,718 as against 5,751 in the preceding year. The total attendance of patients was 51,123.

The Bai Lingubai Eye Dispensary was conducted at Kamathipura along with the Bhoomaya Poshety Ashanol Free Ophthalmic Hospital. The hospital has an accommodation of 12 beds, 6 for males and 6 for females, and also a modest yet well-equipped operation theatre. The total number of new cases treated during the year was 14,907 including 302 in-patients. The total attendance of patients was 1,04,363.

Health Education and Propaganda.—This was carried out by the Public Relations Officer, through all modern publicity media. The details are mentioned in that officer's report.

School Health Work.—In all, 65,477 children, (34,509 boys and 30,876 girls and 92 special cases) were medically examined. Of these 56,944 were found to have one or more ailments. Of the total defects found, 26.63 per cent. were "general debility," 21.30 per cent. "dental defects," 21.28 per cent. "enlarged lymphatic glands," 14.56 per cent. "throat troubles," 3.07 per cent. "skin diseases," 0.97 per cent. "eye troubles" and a small per cent. "defective vision," "defect in nose," etc.

The total number of cases of school children treated at the School Clinic at the K.E.M. Hospital was 18,427 out of which 3,341 were new cases and 15,086 repeated cases.

All the Municipal Schools were supplied with the sets of emergency outfit. 231 pupils with errors of refraction were supplied with appropriate pairs of spectacles free of charge. 149 children suspected of Leprosy infection were directed to the Leprosy clinic

for thorough investigations and 30 children suffering from Leprosy were disallowed from attending Schools. 659 children suffering from other skin diseases such as scabies, ring worm, etc., were treated in schools.

Talks on different health subjects were given by the school medical officers and school health nurses.

A daily free milk feed of 6 ounces of pasteurized toned milk along with snacks was given to 52,140 weak and undernourished children on every school working day, for about 5 months during the year. The scheme could not be put into operation for the remaining period on account of either vacations or non-supply of milk and snacks.

Food Sanitation.—The number of inspections made during the year by the inspectorial staff of the health department at the premises of milch cattle stables, dairies and milk shops, eating houses, aerated water works and other premises where food is prepared and/or sold was 440, 7,096, 32,969, 693 and 8,888 respectively. 1,554 persons importing milk in the city were checked, of whom 210 were found to have no licence and 283 were found carrying milk in cans without covers. Besides, 260 were found with grass rings in their milk vessels, and statutory action was taken against all of them.

Prosecutions were instituted in 38 cases of hawkers found selling milk in streets without licences. The total number of persons prosecuted for conducting milk shops without licence and those for breaches of the milk shop licence conditions was 300 as against 118 in the previous year. The mobile food-raid squad continued to take samples of

milk and food-stuffs by surprise. Prosecutions were launched in respect of 1,522 samples of milk and food stuffs, found adulterated, out of the total of 2,220 samples taken by the squad during the year. The Mobile Squad carried out 2,653 inspections of dairies, milk-shops, eating-houses, etc., destroyed 4,207 lbs. of exposed and unwholesome food and instituted prosecutions in 111 cases for exposing food.

Municipal Laboratory.—29,640 samples were examined during the year as against 25,824 in the preceding year. Of these, 14,257 were examined chemically, 1,552 clinically and 13,831 bacteriologically. The samples examined chemically included 8,318 of milk and curd, 145 of ghee, 1,011 of butter and 3,572 of other articles of food. Out of the samples examined under the Prevention of Food Adulteration Act, 1954, 4,054 samples of milk and curds, 517 of ghee and butter, 249 of oils, 70 of prepared tea and 994 of other food articles were found non-genuine resulting in prosecutions and conviction of the offenders.

LEGAL DEPARTMENT

During the year under report, the Department continued to attend to contested matters and other proceedings in the High Court, City Civil Court, Small Cause Court and Police Courts. During the year, the Department received 14556 files, addressed 1884 letters to outside parties or their legal advisers and gave advices on 56 documents. Corresponding figures for the preceding year were 9827 files, 2238 letters and 195 documents. The report contains figures of High Court Suits as well as number of documents such as Conveyances etc., that were completed.

The income by way of costs recovered amounted to about Rs. 24,558 and the expenditure to about Rs. 1,35,006.

LABOUR DEPARTMENT

The Labour Department looked into the grievances of the staff comprising of about 200 categories pertaining to recruitment, retrenchment, transfers, increments, P. F. claims etc. Out of 2117 total grievances 1391 were redressed, 644 were found not genuine cases, and 82 were pending at the end of the year. During the year the Municipality had to deal with 12 recognised unions. With a view to promote cordial relations between the staff and the Administration, Joint councils representing labour staff, functioned in 20 departments. The scope of the work of these councils was wide enough to allow discussions on various matters pertaining to the grievances of the staff and the conditions of service. 13 Peshi committees to enquire into the misconduct of employees were in existence in Hospitals and Maternity Homes. A four stage grievance procedure had also been introduced in all departments to redress the grievances of the employees. The Grievance Committee consisted of the representatives of the labour and the management. Rs. 18,500.00 were awarded to the Municipal employees under the scheme for granting scholarships to the children of Municipal employees. An amount of Rs. 20,000.00 was given to employees as aid under the Scheme of Medical Assistance. There were 27 Welfare Centres. The recreational, educational and other cultural activities organized by the Welfare Branch of the Department for the benefit of employees and their dependents were continued more vigorously in the year under report. The Maternity Unit attached to the Chembur Welfare Centre continued to do useful work under a qualified lady Doctor and medical treatment, wherever necessary, was given.

Labour Relations.—The Municipal Mazdoor Union, one of the recognised Unions, took a dispute before the Conciliation Officer, by giving a strike notice. Other recognised Unions have also sent some demands which are under consideration or discussion.

PUBLIC RELATIONS DEPARTMENT.

This department disseminated knowledge on health, hygiene and cleaner living among the citizens through popular media of propaganda, such as posters, leaflets, health exhibitions, film shows, cleansing campaigns, talks, etc., in performance of normal duties. For effecting publicity, it released from time to time press notes about reorganization of the various departments of the Corporation and all new and additional services and amenities offered by the various Municipal departments. It helped the Public Health Department in its campaigns against communicable diseases and drives against exposed food. It also participated in various celebrations such as World Health Day, Prohibition Week, Social Education Week and R-Day and the inauguration of the State of Maharashtra organized by Government, Semi-Government and Social Organizations. In addition, it took part in the annual fairs held in different parts of the City and Suburbs and carried out educative propaganda about health and civic sense and civic services.

MAHATMA GANDHI MEMORIAL OLYMPIC SWIMMING POOL.

Bombay State Aquatic Association Championship for Junior and Senior, Inter-Collegiate as well as Inter-University Championship, Central Railway Championships, Bombay Colombo Dual Aquatic Meet, etc., were held at the Pool during 1960-61.

In all 13 polio-crippled children including 7 old cases availed of the facilities of swimming provided free of charge at the Pool.

Two Educational Institutions, *viz.*, Christ Church High School, Byculla and Scottish Orphanage High School, Mahim reserved the Pool for their students at concessional charge of Rs. 100 per month for 2 hours a week.

Private reservation of the Pool was for 344 hours which added Rs. 8,720.00 to the Municipal Treasury.

VIIIth Anniversary Day of the Pool was observed on 27th April 1960 with aquatic competitions open for the members of the Pool only. M. G. M. O. Swimming Pool water polo matches were played on league basis and the winners, *viz.*, the P. M. Hindu Bath and Boat Club Trust Team were awarded Mrs. Avan K. Golwalla Trophy. Annual Long Distance open Sea Race was held for the members of the Pool during the latter part of the year 1960-61.

The Pool was reserved free of charge for the Bombay State Aquatic Association and the University of Bombay for holding their Annual competitions.

Twelve members of the Pool were selected and included in the Bombay Aquatic Team for National Aquatic Championship held at Calcutta in October 1960.

Two members of the Pool were included in the Bombay Water Polo team for International Water Polo Meet held at Singapore in November 1960.

The Pool was closed for yearly repairs from 15th December 1960 to 29th December 1960.

The collection of fees etc. was Rs. 1,61,557.00 as against Rs. 1,24,590.00 during the preceding year.

ADMINISTRATIVE OFFICER (ENQUIRIES)

Test check of consumable stores, stationery, deadstock and verification of Plant and Machinery etc., in charge of different Municipal Departments was done during the year by actual visits to 355 offices, sub-offices, depots, chowkies etc., and 282 schools in city, suburbs and extended suburbs.

Investigations were also carried out into 621 cases of various nature such as alleged misconduct, misbehaviour, acts of commission and omission on the part of Municipal staff, theft of Municipal property, breaches of provisions of Municipal by-laws, infringement of licence conditions etc. In 110 cases punishments varying from dismissal to mere warnings were meted out to erring employees. 101 cases were filed as the allegations made in the complaints were found false and malicious. In the rest of the cases the departments were asked to take necessary action in the matter.

Miscellaneous proposals such as purchase of furniture and equipment, fixing or revising securities of certain posts, supply of clothing to staff and verification of recoveries of Municipal dues from P.F. Claim etc., were also attended to in 479 cases, 149 Telephone proposals and 346 proposals for writing off unserviceable articles belonging to Municipal offices and schools were also attended to during the year. 414 visits were paid to contract works for checking stock of cement.

ORGANIZATION AND METHODS DIVISION

The O. & M. Division was mainly busy with introduction & supervision of office procedure and was also entrusted with the work of reorganization of record branches, standardisation of forms and administrative training to the staff of various Departments.

THE BOMBAY CIVIC JOURNAL

The Bombay Civic Journal completed 7 years in March 1961. Besides the Annual Number published in April 1960, special numbers such as Independence Day Number,

Diwali Number and Republic Day Number were brought out in August 1960, October 1960 and January 1961, respectively. The May 1960 issue, also a special number, was devoted to the inauguration of the new State of Maharashtra. The March 1961 issue, also a special number, was devoted to water works in the country and outside to celebrate the centenary celebrations of the Vehar Water Works. Efforts are being made to enhance the appeal and utility of the Journal to the general public without departing from the chief objective of the Journal, which is the promotion of civic enlightenment.

INDUSTRIAL RELATIONS.

There were two awards of Industrial Tribunal as follows :—

(1) The Bombay Municipal Executive Staff Union had filed an application before the Industrial Tribunal of Shri M. R. Meher under Rule 31 of the Rules framed under the Industrial Disputes Act for rectification of an omission in the Award given by the Tribunal in the dispute of the Executive Staff.

The Union contended that there was an omission in the Award due to clerical mistake in that there was no mention in para. 18 of the Award, of Superintendents I and II Grade of the Assessment Department who should also have been granted special pay though the award had recommended special pay for similar categories in the Assessor and Collector's Department.

On consideration of the application the Tribunal has directed that Superintendent II should also get special pay of Rs. 20 as recommended for Supervising Surveyors of the Assessment Department. The demand of Superintendent, I Grade, for special pay is rejected. The effect to the special pay is to be given from 1st April 1959 as in other cases.

(2) A joint application under Section 10(2) of the Industrial Disputes Act 1947 was made, requesting Government to refer to an Industrial Tribunal for adjudication the dispute between the Corporation and the Bombay Municipal Subordinate Staff Union on the subject of :—

I.—(i) Whether the change in service condition proposed by the Bombay Municipal Corporation under office circular No. A.E./I/715, dated the 26th October 1959 (Subject: -Accounts matters Training of Staff—written test) with later modification, if any, is lawful and valid ?

(ii) If only it is lawful and valid, whether it is proper and justified ?

II.—(i) Whether the change in service conditions proposed by the Bombay Municipal Corporation under office circular No. A.E./U/147, dated the 4th November 1959. (Subject: -Substitute weekly off to the clerical employees covered by the Merchant Award) is lawful and valid ?

(ii) If only it is lawful and valid, whether it is proper and justified ?

The matter was adjudicated by the learned Industrial Tribunal Shri S. Taki Bilgrami. The Tribunal has rejected the Union's contention in respect of the training classes. In the case of the second matter, however, it has directed the Corporation to continue payment of overtime at $1\frac{1}{2}$ times of wages in addition to the substitute weekly off. The payment of arrears due, has been directed to be made within six weeks from the date of publication of the Award.

A strike notice was served by the Municipal Mazdoor Union regarding "re-organization" and Conciliation Proceedings are pending before the Conciliation Officer.

M. G. PIMPUTKAR,
Municipal Commissioner
for Greater Bombay.

FINANCIAL

No. F.D.T./449 of 10-7-1961.

Report from the Chief Accountant on the accounts of the General Municipal Administration, the Improvement Schemes and the Education Fund for the year 1960-61.

GENERAL MUNICIPAL ADMINISTRATION

The following statement summarises the transactions for the year pertaining to Revenue and the actuals for the preceding year :—

	1960-61			Actuals for 1959-60.
	Budget Estimates.	Revised Estimates	Actuals;	
	Rs.	Rs.	Rs.	
Opening Balance	67,08,000	71,39,792	71,39,792	1,32,03,176
Income	12,34,92,598	13,38,61,712	14,23,42,848	12,69,48,063
<i>Expenditure—</i> Budget Estimates	13,00,66,073	13,67,47,383	12,88,26,371	11,75,56,112
	65,73,475 (Deficit)	28,85,671 (Deficit)	1,35,16,477 (Surplus)	93,91,951 (Surplus)
Balance	1,34,525	42,54,121	2,06,56,269	2,25,95,127
<i>Add—</i> Recoupment of advance made from the Surplus Cash Balance for purchase of Capital Stores during 1959-60	...	53,01,003	53,01,003	1,772
Total	...	95,55,124	2,59,57,272	2,25,96,899
Reservation for Advance <i>vide</i> para 2.	...	+50,62,876	-57,56,436	-1,54,57,107
Closing Balance	1,34,525	1,46,18,000	2,02,00,836	71,39,792

2. The details of reservation for Advances, etc. :—

	Rs.	Rs.
<i>Increase in—</i>		
Contribution towards Improvements Schemes	2,24,052	...
Capital Stores Balance (still to be recouped)	61,86,489	...
Miscellaneous Advances, outstanding	25,50,540	...
Reserve Stores Balance]	2,09,806	...
Total	91,70,887	...
		91,70,887
<i>Deduct—</i>		
Decrease in Renewed Grant	...	34,14,451
Net Increase	...	57,56,436

3. The net unhypothecated Surplus Cash Balance on 31st March 1961 was as under :—

	Rs.	Surplus Revenue Fund as per Appen- dix No. 2	Rs.
Reserve Stock (including Foras Road Stock and Line Suspense Account)...	48,01,037	...	4,75,93,486
Capital Stores including Foras Road (to be recouped)	61,86,489		
Advance for Plant and Machinery	23,51,190		
Miscellaneous Advances	1,40,53,934		
Minimum required by law	1,00,000		
Surplus Cash Balance	2,01,00,836		
Total	4,75,93,486	Total	4,75,93,486

4. The Opening and Closing Reserve Stores (including Capital Stores) Balances for the year 1960-61 are compared below :—

	Opening Balance.	Closing Balance.	Increase Decrease
	Rs.	Rs.	Rs.
<i>Serviceable Stores—</i>			
Reserve Stores	... 43,54,801	43,52,468	— 2,333
Reserve Stores (Foras Road Depot)	... 1,55,619	3,59,863	+ 2,04,244
Line Suspense Account	... 80,810	88,705	+ 7,895
Capital Stores	... 2,85,72,291	3,47,48,742	+61,76,451
Capital Stores (Foras Road Depot)	... 16,422	26,460	+ 10,038

5. The loan liabilities at the beginning and at the end of the year were as under :—

Outstanding debt on 1st April 1960.	Loans raised during the year.	Repayment during the year.	Outstanding debt on 31st March 1961.
Rs.	Rs.	Rs.	Rs.
42,58,89,684	3,20,52,956	64,56,524	45,14,86,062

The details of the loans raised are as stated below :—

- (1) Rs. 1,37,50,000 Being the loan of Rs. 1,37, 50, 000 issued at a discount of 75 nP., with a currency of 12 years at 4 ¼ per cent. interest raised by public subscription out of Rs. 200 lakhs loan sanctioned under Corporation Resolution No. 960 dated the 17th October 1960 and G. R. No. 3260/1348-C-IX dated the 27th October 1960. The provision of Sinking Fund is sanctioned on 20 years basis at 3 ¾ per cent.
 - (2) Rs. 1,70,00,000 Being the loan issued at par at 4 1/4 per cent. interest with a currency of 25 years raised internally as sanctioned under C.R.No. 960 of 17-10-1960 and G. R. No. LOAN 3260-1348-C.-IX of 27-10-1960.
 - (3) Rs. 13,02,956 Being advances from special funds for purchase of Plant and Machinery repayable by annual equated instalment in five years at 4 ¼ per cent. interest per annum.
- 3,20,52,956

The repayments during the year were as under :—

- (1) Rs. 31,19,291 Repaid to Government on the basis of payment from Revenue in respect of Advances taken from them.
- (2) Rs. 18,24,000 Repaid to Debenture holders out of Sinking Fund Investment.
- (3) Rs. 15,13,251 Repaid to different Special Funds out of Revenue on the basis of equated payments.

64,56,542

The position of the Sinking Fund is shown below :—

Amount of Fund on 1st April 1960.	Interest etc. Received.	Sinking Fund Instalments.	Total	Withdrawn for payment of loans.	Amount of Funds on 31st March 1961.
Rs.	Rs.	Rs.	Rs.	Rs.	Rs.
9,64,10,225	36,28,293	1,24,09,739	11,24,48,257	18,24,000	11,06,24,257

The value of securities held in the Sinking Fund Account on the basis of market rates prevailing on 31st March 1961 including accrued interest and Cash exceeded the actuarial amount of the Sinking Fund by Rs. 32,80,576 which is held in the Sinking Fund Account.

6. A detailed comparison between the Budget and Revised Estimates and the actuals will be found in Appendix No. 3. The estimated income for the year was Rs. 12,34,92,598 and Revised Bestimate was Rs. 13,38,61,712. The actuals amounted to Rs. 14,23,42,848 resulting in an increase of Rs. 1,88,50,250 on the Budget Estimates and Increase of Rs. 84,81,136 on the Revised Estimate. The details of increases and decreases are given in Statement 'A'.

7. The position as regards income from General Tax, Water and Halalkhore Tax will be seen from the sub-joined statement :—

	1960-61	1959-60	Increase.
	Rs.	Rs.	Rs.
(1) General Tax at 17 3/4 per cent. (including Fire Tax)—			
Total—Collection booked ...	5,53,69,239	4,77,42,214	...
Deduct—Recoveries for previous year ...	1,64,72,282	*87,16,545	...
	3,88,96,957	3,90,25,669	
Add.—Outstanding for the year at the close of the year...	1,89,10,940	*1,93,76,443	...
Total ...	5,78,07,897	5,84,02,112	...
(2) Water Tax at 3 3/4 per cent. and water charges by measurements and at compounded rates—			
Total—Collection booked ...	3,56,85,344	3,04,22,582	...
Deduct—Recoveries for previous year ...	1,35,22,711	*1,19,50,838	...
	2,21,62,633	1,84,71,744	...
Add—Outstanding for the year at the close of the year...	1,09,55,848	*98,88,495	...
Total ...	3,31,18,481	2,83,60,239	...
(3) Halalkhore Tax at 3 1/2 per cent. and for Special services—			
Total—Collection booked ...	1,05,68,872	87,55,141	...
Deduct—Recoveries for previous years ...	33,10,928	*18,51,760	...
	72,57,944	69,03,381	...
Add—Outstandings for the year at the close of the year...	42,10,919	*45,91,926	...
Total ...	1,14,68,863	1,14,95,307	...
Net demand on account of Property Taxes inclusive of refunds.	10,23,95,241	9,82,57,658	41,37,583

* As supplied by A. and C.

TOWN DUTIES

8. The various articles on which duty was levied at the time of import under the provisions of Section 192(i) of the Bombay Municipal Corporation Act the amount levied and refunds allowed thereon under Section 195 on their export are shown in Appendix No. 17.

The gross collections for the year were estimated at Rs. 1,13,87,020 the refunds and commission charge at Rs. 18,09,500 and the net revenue at Rs. 95,77,520. The revenue collected and paid into the Municipal Treasury in the year amounted to Rs. 1,40,29,483 and after deducting the amount of Rs. 17,06,743 (on account of refund Rs. 15,23,037 and on account of fees for collection of Rs. 1,83,706 credited to the separate Revenue Head) the net receipts amounted to Rs. 1,23,22,740 showing an increase of Rs. 16,69,731 as compared with the actuals of the previous year.

SALE PROCEEDS OF LAND

9. There was a balance of Rs. 9 to the credit of the Land Sales Reserve Fund. The sale proceeds of surplus land during the year amounted to Rs. 2,58,165. This amount being less than Rs. 10 lakh transfer to the Fund was not made. At the end of the year no surplus land remained available for sale.

REVENUE EXPENDITURE

10. The final sanctioned grants amounted in the aggregate to Rs. 16,17,78,264 as follows :—

	Rs.
Budget Grants ...	13,00,66,073
Unexpended Grants for previous years renewed for expenditure ...	1,93,19,561
Additional Grants ...	1,23,92,630
Final sanctioned grants ...	16,17,78,264

The transfers from one Budget Head to another without effecting the total Budget provision for the year amounted to Rs. 12,97,944.

11. Against the final grants for the year aggregating to Rs. 16,17,78,264 as stated above the actuals amounted to Rs. 12,88,26,371 leaving an unexpended balance of Rs. 3,95,18,893 at the close of the year. Of this sum of Rs. 1,60,60,718 is being renewed for expenditure during 1961-62 against Rs. 1,94,75,169 in 1960-61 and the balance of Rs. 1,63,91,175 is being allowed to lapse as detailed in Appendix No. 4.

12. The percentage of establishment proper and of labour to the total expenditure for 1960-61 and the previous year are as given below :—

	PERCENTAGE TO TOTAL EXPENDITURE DURING	
	1960-61	1959-60
	Rs.	Rs.
(1) Establishment proper including supervision P. F. Pension, etc., and Dearness Allowances**	*13.77	15.13
(2) Labour including P. F. Pension, etc., and Dearness Allowances	*19.02	18.56

* Exclusive of P. F. Pension etc.

13. The amount of new loan proposed in the Budget for 1960-61 was Rs. 500 lakhs. The amount was however reduced to Rs. 320 lakhs in the revised estimates.

The loan of Rs. 1,37,50,000 only was raised by public subscription. A loan of Rs. 1,70,00,000 was raised internally during the year. The total amount actually raised to finance the Capital Expenditure including purchase of Plant and Machinery was Rs. 3,20,52,956 as detailed in paragraph 5 above.

Balance of the loan of Rs. 1,92,50,000 out of the loan aggregating to Rs. 500 lakhs sanctioned for 1960-61 was allowed to lapse.

LOAN WORK EXPENDITURE.

14. The opening balance on 1st April 1960 on account of Loan Funds excluding the Trust Fund was Rs. 2,35,86,680. Loans aggregating Rs. 3,20,52,956 were raised during the year. The total loan funds available for expenditure during the year were Rs. 5,56,39,636. out of this an amount of Rs. 53,01,003 has been reserved for purchase of capital stock. Thus the net amount available for expenditure was Rs. 5,03,38,633. The total expenditure incurred during the year amounted to Rs. 2,68,26,675 leaving a balance of Rs. 2,35,11,958 in the loan Fund at the close of the year as shown Appendix No. 9.

15. The following statement compares the expenditure on capital works with the Budget and Revised estimates during the last five years.

Year	LOANS AND TRUST FUND			Percentage of actuals to Budget Estimates.	Percentage of actuals to Revised Estimates.
	Budget Estimates.	Revised Estimates.	Actuals.		
	Rs.	Rs.	Rs.		
1956-57	4,66,68,424	7,80,23,722	3,69,71,911	79	47
1957-58	4,97,20,106	7,56,46,268	2,58,29,745	52	34
1958-59	5,58,22,501	6,50,02,805	2,08,93,500	37	32
1959-60	5,39,58,705	7,57,75,879	2,28,08,696	42	30
1960-61	7,19,14,791	9,87,21,526	2,67,51,951	37	27

The above figures do not include the amount on account of subvention, Discount and other charges on the New Loans and advances for purchase of Capital Stores Stocks, etc., purchases.

The total loan funds available for expenditure during the year amounted to Rs. 5,56,39,636 against which provisions proposed in the Budget and the Revised Estimates were Rs. 7,19,14,791 and Rs. 9,56,99,107 leaving uncovered balances of Rs. 1,62,95,155 and Rs. 4,00,79,471 respectively. The percentage of actual expenditure to the funds available worked out to 53.

16. The following table gives the classification of all the Loan Works under distinctive groups for the purpose of appraising the distinctive character and value to the City in relation to the outlay the allocation of outstanding debt as on 31st March 1961 and the debt charges involved during 1960-61.

	Amount of loan outstanding on 31st March 1961	DEBT. CHARGES FOR 1960-61.				Total Debt. Charges
		Debt. Interest	Interest accrued but not paid	Sinking Fund and repayment.	Bank Com. Misc. Loan charges and Discount and other charges.	
	Rs.	Rs.	Rs.	Rs.	Rs.	Rs.
General Service	16,30,87,037	57,18,211	55,382	55,23,910	2,78,654	1,15,76,157
Self-supporting services—						
Water Works	28,37,16,516	1,10,09,430	65,763	1,07,84,498	1,99,644	2,20,59,335
Fire Brigade	17,76,437	46,885	363	1,99,293	4,001	2,50,542
Markets and Slaughter Houses	29,06,072	96,647	687	78,881	11,640	1,87,855
Total	28,83,99,025	1,11,52,962	66,813	1,10,62,672	2,15,285	2,24,97,732
Grant Total	45,14,86,062	1,68,71,173	1,22,195	1,65,86,582	4,93,939	3,40,73,889

17. From Appendix No. 10 it will be seen that the book value of investments of the Sinking Funds amounted to Rs. 11,06,24,257 made up of Rs. 11,06,24,232 being the book value of securities and Rs. 25 in cash with the State Bank of India. Valuing the Municipal and Improvement Trust Debentures at par, the market value of the Sinking Fund Investments held on 31st March 1961 comes to Rs. 10,73,19,754 as shown in Appendix No. 16A. This together with the amount of interest accrued upto 31st March 1961 viz. Rs. 5,20,163 and cash with the State Bank of India of Rs. 25 brings the total amount of Sinking Fund to Rs. 10,78,39,942 and more than covers the amount viz., Rs. 10,45,59,366 which the Sinking Fund should have accumulated upto 31st March 1961. The excess in the Sinking Fund investment account was thus Rs. 32,80,576.

INVESTMENTS AND INVESTED BALANCES

18. The details of investments made during the year are as follows :—

	Amount.	Average No. of days.
	Rs.	
(1) Current Account Deposits	... 1,31,00,000	45.22
(2) Fixed Deposits	... 30,60,60,000	110.30
(3) Call Deposits	... 1,40,00,000	144.00

The interest earned during the year amounted to Rs. 28,89,962 and the details are as follows :—

	Rs.
(1) On Current Account Deposits	... 2,210
(2) On Fixed Deposits	... 23,80,661
(3) On Call Deposits	... 2,16,353
(4) On Investments in Public Securities, etc.	... 2,90,738
Total	... 28,89,962

The rates of interest on Surplus monies in Deposits were as under :—

	Average rate during 1960-61 per cent.	Average rate during 1959-60 per cent.	Maximum rate during 1960-61 per cent.	Maximum rate during 1959-60 per cent.
	Rs.	Rs.	Rs.	Rs.
Current Account	... 0.13	0.10
Call Deposits	... 3.24	3.62	3.63	4.62
Fixed Deposits	... 3.88	3.54	4.00	4.25

The average rate of interest on all deposits was 3.71 per cent. as against 3.49 per cent. in the preceding year.

RESERVE STOCK.

19. The opening balance and the receipt of General Stores during the year as per books maintained in this office were Rs. 43,54,801 and Rs. 34,64,654 respectively and the issues amounted to Rs. 34,66,987. The closing balance of General Stores was therefore Rs. 43,52,468 i.e. more Rs. 2,333 than the opening balance.

The balances of General Stores in charge of the Controller of Stores are compared below for the last five years :—

	Rs.
Balance at the close of 1956-57	... 23,28,504
Balance at the close of 1957-58	... 28,05,358
Balance at the close of 1958-59	... 33,55,511
Balance at the close of 1959-60	... 43,54,801
Balance at the close of 1960-61	... 43,52,468

The outstanding balance on 31st March 1961 according to Controller of Stores is Rs. 9,81,647. The difference of Rs. 33,70,821 is due to adjustments in respect of stores, etc., issued by the Controller of Stores to the departments not having been returned by them to this office in time for being adjusted in the accounts of 1960-61. The opening balance and the receipts of General Stores of Foras Road Depot during the year as per this office books were Rs. 1,55,619 and Rs. 3,23,012 respectively and issues amounted to Rs. 1,18,768. The closing balance of General Stores Foras Road Depot was Rs. 3,59,863.

CAPITAL WORKS

The opening balance of Rs. 2,85,72,291 together with the receipts of Capital Stores during the year aggregate to Rs. 4,42,84,608 and the issues Rs. 95,35,866 thus resulting in increase of Rs. 61,76,452 in the closing balance of Capital Stores *viz.*, Rs. 3,47,48,743 compared with opening balance. The opening balance and the receipts of Capital Stores, Foras Depot were Rs. 16,422 and Rs. 28,311 respectively and the issues amounted to Rs. 18,273 thus resulting in an increase of Rs. 10,037 in the closing balance of Capital Stores Foras Road Depot *viz.*, Rs. 26,459 compared with the opening balance.

STREET IMPROVEMENTS

20. The provision made in the Revised Loan Works Budget for meeting claims on account of acquisition of set backs was Rs. 5,00,000. the expenditure being Rs. 1,33,712. This leaves a balance of Rs. 3,66,288. After deducting all ascertained time-barred claims the undischarged commitments upto 31st March 1961 in regard to set backs already acquired and sanctioned to be acquired amount to Rs. 10,88,622 against which we have a provision of Rs. 56,51,000 in budget for 1961-62. In addition to this further liabilities may be expected on account of further acquisition of set backs that will be sanctioned during 1961-62.

LEVELLING, METALLING, ETC., PRIVATE STREETS.

21. The expenditure on the improvement of private streets is financed in the first instance from Plant and Machinery Depreciation Fund pending recovery from the house owners.

The following statement shows the figures of advances, sanctioned expenditure incurred and recoveries made during the last five years—

Year	EXPENDITURE			Total	Recoveries inclusive of interest and Supervision charges.
	Actual expenditure on work.	Supervision charges.	Interest, etc., Advances.		
	Rs.	Rs.	Rs.	Rs.	Rs.
1956-57	790	...	20,749	21,539	21,326
1957-58	941	...	20,322	21,263	23,143
1958-59	[93,920	...	[20,440	1,14,360	25,931
1959-60	[25,569	...	25,134	50,703	8,285
1960-61	[2,853	...	27,397	30,250	6,893

Balance of Supervision charges outstanding as on 31st March 1961 is Rs. 37,017.

The amount outstanding on 1st April 1956 was Rs. 4,21,123 Adding Rs. 2,38,115 on account of expenditure incurred during the year 1956-57 to 1960-61 and deducting Rs. 65,578 recovered during the same period the amount outstanding at the close of the year 1960-61 came to Rs. 5,73,660 (*vide* Appendix No. 6).

IMPROVEMENT SCHEMES

General Account

INCOME

22. The total income for the year amounted to Rs. 1,32,51,119 against Rs. 1,27,50,737 for the previous year showing a net increase of Rs. 5,00,382 *viz.*, increase of Rs. 8,40,781 under Rent and other proceeds of properties counterbalanced by decrease of (i) Rs. 16,362 under Contribution from Municipal Corporation, (ii) Rs. 2,53,160 under Grant-in-aid, (iii) Rs. 5,60,77 under Interest and profits on investment and (iv) Rs. 14,800 under Miscellaneous Receipts.

A detailed comparison between budget estimates and actuals will be found in Appendix No. 23.

EXPENDITURE

23. The total expenditure for the year aggregated to Rs. 1,32,53,285 against Rs. 1,24,97,577 for the previous year showing an increase of Rs. 7,55,708. This is made up of Rs. 6,56,831 under maintenance of properties and streets and Rs. 98,877 under Debt Charges. The expenditure of Rs. 1,32,53,285 comprises expenditure of Rs. 55,72,476 under maintenance of properties and streets inclusive of the cost of Management and Establishment and Rs. 76,80,809 under Debt Charges. Appendix No. 24 gives a comparison between final grants and actuals for the year.

24. The Net deficit for the year amounts to Rs. 2,166 as shown in Appendix No. 22.

25. The loan liabilities at the beginning of the year stood at Rs. 15,30,27,803. A loan of Rs. 70,00,000 was raised during the year. The repayment of loan during the year amounted to Rs. 8,96,752 repaid to Government on the basis of equated payments out of Revenue in respect of Advances taken from them. The outstanding loan liabilities at the close of the year thus stood at Rs. 15,21,31,051.

Out of this the amount outstanding on account of Government loans shown in Appendix No. 29 as aggregating to Rs. 7,35,66,051 requires some explanation. All the debentures in respect of loans aggregating Rs. 4,76,00,000 originally raised from Government have now been repurchased according to the approved programme for Sinking Fund Investments. The liability to Government on the account is therefore only Rs. 2,59,66,051.

CAPITAL ACCOUNT

26. The opening balance on 1st April 1960 was Rs. 40,03,632. During the year under report receipts on account of sale proceeds of lands and buildings amounted to Rs. 8,39,509. A loan of Rs. 70,00,000 was raised during the year. The total funds available were thus Rs. 1,18,43,141. The total expenditure incurred amounted to Rs. 62,87,048. The deficit in the General Account for the year amounted to Rs. 2,166 was transferred to the Capital Account. The unspent balance at the close of the year stood at Rs. 55,53,927

EXPENDITURE ON SCHEMES

27. The actual expenditure incurred during the year on Schemes amounted to Rs. 62,87,048 as against the Revised Estimates of Rs. 1,84,50,499 including Rs. 17,15,673 on account of cost of Management and Establishment.

SINKING FUND

28. The position of the Sinking Fund is shown below :—

Amount of Fund on 1st April 1960.	Interest etc. realisation.	Sinking Fund Instalment.	Deduct withdrawn for payment.	Amount of Fund on 31st March 1961.
Rs.	Rs.	Rs.	Rs.	Rs.
6,46,01,642	28,84,831	7,69,859	...	6,82,56,332

From Appendix No. 28 it will be seen that in the books of accounts the Sinking Fund as on 31st March 1961 amounts to Rs. 6,82,56,332 of which Rs. 6,82,56,292 represent the book value of the securities and Rs. 41 in cash with the State Bank of India. Valuing the Bombay Improvement Trust and Municipal Debentures at par the market value of the Sinking Fund investments held on 31st March 1961 comes to Rs. 6,84,13,163 as shown in Appendix No. 30. This together with the amount of interest accrued upto 31st March 1961 viz. Rs. 2,20,320.81 and cash with the State Bank of India viz., Rs. 41 brings the total amount of Sinking Fund to Rs. 6,86,33,524 against Rs. 5,99,67,463 the amount to which the Sinking Fund should have accumulated upto 31st March 1961. The excess in the Sinking Fund investment account is thus Rs. 86,66,061.

The total amount of loans raised for Improvement Schemes and outstanding on 31st March 1961 comes to Rs. 15,21,31,051 out of this Rs. 2,59,66,051 are borrowed from Government the repayment of which is arranged on the basis of half yearly equated payments. The balance of Rs. 12,61,65,000 represents loans raised by issue of debentures. Out of this Rs. 4,76,00,000 originally borrowed from Government have now been repurchased for Sinking Fund Investments and Rs. 7,85,65,000 from the public.

29. The gross capital liabilities of the Improvement Schemes stood at Rs. 15,68,89,541 at the close of the year and the assets at Rs. 32,50,24,717 including the book value of lands comprised in Schedule 'W' and 'X' resulting in a surplus of Rs. 16,81,35,176 the details were of are shown in Appendix No. 25.

IMPROVEMENT SCHEMES ACCOUNT

SLUM CLEARANCE ACCOUNT

General Account (City and Suburbs).

CITY SECTION

INCOME

30. The total income for the year amounted to Rs. 3,89,046 against Rs. 2,85,240 for the previous years showing a net increase of Rs. 1,03,806. This is made up of increase of (i) Rs. 79,156 under rent and other proceeds of properties, (ii) Rs. 24,350 under interest and profits on investment, (iii) Rs. 300 under miscellaneous Receipts.

EXPENDITURE

31. The expenditure for the year amounted to Rs. 6,55,853. This is made up of Rs. 1,36,879 under maintenance of properties and streets and Rs. 5,18,974 under Debt Charges resulting in a deficit of Rs. 2,66,807 at the close of the year as shown in Appendix No. 22A, which was transferred to Capital Account.

SUBURBAN SECTION

INCOME

The total income for the year amounted to Rs. 8,60,034 against Rs.47,831 for the previous year showing a net increase of Rs. 8,12,203 i.e., Rs. 7,80,500 under contribution from Budget 'D' and Rs. 31,703 under interest and profits on investments.

EXPENDITURE

No expenditure was incurred for Suburbs during the year and Surplus for the year was transferred to Capital Account.

SLUM CLEARANCE—CITY

CAPITAL ACCOUNT

31. (i) The Opening Balance on 1st April 1960 was Rs. 22,86,260. During the year under report a loan of Rs. 12,74,000 was raised for the meeting expenditure. An amount of Rs. 12,52,800 as grant-in-aid was received from Government. Thus the total funds available for expenditure were Rs. 48,13,060. The total expenditure amounted to Rs. 34,71,348. The deficit in the General Account amounting to Rs. 2,66,807 was transferred to Capital Account. The unspent balance at the close of the year stood at Rs. 10,74,905.

SINKING FUND

(ii) The position of the Sinking Fund is shown below :—

Amount of fund on 1st April 1960.	Interest etc., realisation.	Sinking Fund Instalment.	Deduct withdrawn for payment.	Amount of fund on 31st March 1961.
Rs.	Rs.	Rs.	Rs.	Rs.
2,30,703	13,261	1,61,406	...	3,78,370

From Appendix No. 28A it will be seen that in the books of accounts the Sinking Fund as on 31st March 1961 amounts to Rs. 3,78,370 of which Rs. 3,78,250 represent the book value of the securities and Rs. 120 in cash with the State Bank of India. Valuing the Bombay Improvement Trust and Municipal Debentures at par the market value of the Sinking Fund Investment held on 31st March 1961 comes to Rs. 3,78,500 as shown in Appendix No. 30A. This together with the amount of interest accrued upto 31st March 1961 viz., Rs. 867 and cash with the State Bank of India viz., Rs. 120 brings the total amount of Sinking Fund to Rs. 3,79,487 against Rs. 3,73,243 the amount to which the Sinking Fund should have accumulated upto 31st March 1961. The excess in Sinking Fund Investment account is thus Rs. 6,244.

SLUM CLEARANCE—SUBURBS

CAPITAL ACCOUNT

(iii) The Opening Balance on 1st April 1960 was Rs. 17,83,424.

In addition to this an amount of Rs. 5,84,000 was received as loan from Government. An amount of Rs. 1,29,600 as grant-in-aid was received from Government. Thus the total funds available for expenditure were Rs. 24,97,024. The total expenditure amounted to Rs. 14,23,530 leaving an unspent balance of Rs. 19,33,528 which includes Rs. 8,60,034 as revenue surplus transferred to Capital Account.

EDUCATION FUND.

32. (i) The following Statement summarises the transactions for the year pertaining to Revenue and the Actuals for the preceeding year.

	1960-61			Actuals for 1959-60.
	Budget Estimates.	Revised Estimates.	Actuals.	
	Rs.	Rs.	Rs.	Rs.
Opening Balance	...	20,000	11,74,000	11,74,001
Income	...	2,32,13,956	2,54,88,712	2,55,05,665
Expenditure	...	2,32,13,956	2,71,78,612	2,44,46,582
		...	16,89,900 (Deficit)	10,59,083 (Surplus)
Balance	...	20,000	-5,15,900	22,33,084
Reservation for Advances shown below	+5,67,000	-10,21,900
		20,000	51,100	12,11,184
				11,74,001

(ii) Details of reservation of Advances, etc. are—

	Rs.	Rs.
<i>Increase in—</i>		
Renewed Grants ...	24,523	
Miscellaneous Advances ...	10,14,759	
	<u> </u>	10,39,282
<i>Deduct—</i>		
Decrease in—		
Advances for Plant and Machinery	17,382
		<u> </u>
Net Increase ...		10,21,900

(iii) The net unhypothecated Surplus Cash balance on 31st March 1961 was as under—

Liability.		Assets.	
	Rs.		Rs.
Advance for Plant and Machinery ...	34,759	Surplus Revenue Fund as per Appen-	
Miscellaneous Advance ...	14,01,596	dix No. 31 ...	26,47,539
Minimum required by Law ...	20,000		
Surplus Cash Balance ...	11,91,184		
	<u> </u>		
Total ...	26,47,539	Total ...	26,47,539

(iv) The Loan Liabilities at the beginning and at the end of the year were as under—

Outstanding debt on 1st April 1960.	Loans raised during the year.	Repayment during the the year.	Outstanding debt on 31st March 1961
Rs.	Rs.	Rs.	Rs.
1,60,00,000	48,50,000	...	2,08,50,000

(v) The position of Sinking Fund is shown below—

Amount of Fund on 1st April 1960	Interest, etc., realised.	Sinking Fund Instalments.	Total.	Withdrawn for payment of loans.	Amount of Fund on 31st March 1961
Rs.	Rs.	Rs.	Rs.	Rs.	Rs.
14,26,955	59,198	5,88,265	20,75,418	...	20,75,418

The value of Securities held in Sinking Fund Account on the basis of market rates prevailing on 31st March 1961 including accrued interest and cash exceeded the actuarial amount of the Sinking Fund by Rs. 37,339 which is held in the Sinking Fund Account.

INCOME

(vi) A detailed comparison between the Budget and Revised Estimates of Income and the Actuals will be found in Appendix No. 32. The estimated income for the year was Rs. 2,32,13,956 and the Revised Estimate was Rs. 2,54,88,712. The actuals amounted to Rs. 2,55,05,665 resulting in an increase of Rs. 22,91,709 on the Budget Estimates and Rs. 16,953 on the Revised Estimates.

(vii) The net increase of Rs. 22,91,709 is made up of Rs. 20,01,900 under Government Grant, Rs. 4,27,000 under Special Contribution from Budget 'A', Rs. 41,935 under Education Cess and Rs. 1,31,179 under Miscellaneous items counterbalanced by Rs. 3,10,305 under Contributions from Budgets 'A', 'D' and 'F'. The rate of Education Cess was continued at 1½ per cent. of rateable value on buildings and lands, rateable value of each of which is not less than Rs. 300 per annum and 1 per cent. of their rateable value on buildings and lands, the rateable value of each of which is less than Rs. 300 per annum but not less than Rs. 75 per annum. The position regarding income from this Cess is as shown below:—

EDUCATION CESS.

	1960-61	1959-60	Increase.
	Rs.	Rs.	Rs.
Total Collections booked ...	46,71,935	38,46,134	
<i>Add—</i>			
Amounts collected in Budget 'A', 'D' and 'F' and received in the subsequent year ...	9,76,643	3,88,932	
	<u> </u>	<u> </u>	
<i>Deduct—</i>			
Recovery for previous year ...	56,48,578	42,35,066	
	<u> </u>	<u> </u>	
<i>Add—</i>			
Outstanding for the year at the close of the year ...	21,67,922	11,88,250	
	<u> </u>	<u> </u>	
	34,80,656	30,46,816	
	<u> </u>	<u> </u>	
	26,50,426 ^a	22,72,801*	
Net demand on account of Education Cess inclusive of Refunds	61,31,082*	53,19,617*	8,11,465

* (Figures as supplied by A. & C.).

EXPENDITURE

(viii) The final sanctioned Grants amounted in the aggregate to Rs. 2,73,25,723 as follows —

	Rs.
Budget Grants	... 2,32,13,956
Unexpended Grants for previous years renewed for expenditure	... 16,96,536
Additional Grants	... 24,15,231
Final Sanctioned Grants	... <u>2,73,25,723</u>

The transfers from one Budget to another without affecting the total Budget Provision of the year amounted to Rs. 8,74,451.

(ix) Against the final grant of the year aggregating to Rs. 2,73,25,723 as stated above, the actuals amounted to Rs. 2,44,46,582 leaving an unexpended balance of Rs. 28,79,141 at the close of the year. Of this, a sum of Rs. 17,21,367 is being renewed for expenditure during 1961-62 against Rs. 16,96,536 in 1960-61 and the balance viz., Rs. 11,57,774 is being allowed to lapse as savings as detailed in Appendix No. 33.

(x) The Savings of Rs. 11.58 lakhs are made up of Rs. 2.80 lakhs on Debt Charges and of Rs. 9.43 lakhs on the other heads, made up of savings on Establishment Grants of various departments and of amounts under Contingencies, Stores, Repairs, Pension, and Provident Fund.

(xi) The percentage of Establishment cost inclusive of expenditure on Dearness Allowance and Provident Fund, Pension, etc., charges to the total expenditure for 1960-61 as compared with the previous year's percentage are given below—

	Percentage to the total expenditure during	
	1960-61	1959-60
	Rs.	Rs.
(1) Establishment	... 76.58	76.88
(2) Labour	... 7.85	7.44

LOAN FUNDS

(xii) The Opening Balance on 1st April 1960 on account of Loan Funds excluding the Trust Funds was Rs. 42,33,069. The amount of New Loan proposed in the Budget for 1960-61 was Rs. 70 lakhs. A loan of Rs. 48,50 lakhs was raised during the year. The total Loan Funds available for expenditure during the year thus amounted to Rs. 90,83,069. The expenditure incurred on Loan Works during the year amounted to Rs. 60,68,342 leaving a balance of Rs. 30,14,727 at the close of the year. The expenditure includes Rs. 5,81,117 on account of Advance for purchase of furniture for new school buildings to be repaid from Revenue in 10 annual instalments.

(xiii) The following statement contrasts the expenditure on Capital Works with the Budget and the Revised Estimates during the last 5 years—

Year.	Loan and Trust Funds.			Percentage of Actuals to Budget Estimates.	Percentage of Actuals to Revised Estimates.
	Budget Estimates.	Revised Estimates.	Actuals.		
	Rs.	Rs.	Rs.		
1956-57	... 57,82,355	46,23,492	5,00,027		11
1957-58	... 67,28,084	76,50,669	32,39,017	48	42
1958-59	... 70,47,361	82,42,249	28,17,633	40	34
1959-60	... 85,21,775	94,94,307	37,18,635	44	39
1960-61	... 1,47,99,036	1,32,48,924	54,97,591	37	41

The above figures do not include the amount on account of discount and other charges on the New Loans and purchase of furniture for new School Buildings.

During the year under Report, Loan Funds balance including loan of Rs. 48.50 lakhs raised during the year was Rs. 90.83 lakhs against which provisions proposed in the Budget and Revised Budget were Rs. 147.99 lakhs and Rs. 132.49 lakhs respectively leaving uncovered balances of Rs. 57.16 lakhs and Rs. 41.66 lakhs respectively. The percentage of actual expenditure to the funds available thus works out to 61.

(xiv) From Appendix No. 38, it will be seen that the Book value of investments of Sinking Fund as on 31st March 1961 amounted to Rs. 20,75,418 made up of Rs. 20,75,376 in securities and Rs. 42 in cash with the State Bank of India. Valuing the Municipal Debentures at par, the market value of the Sinking Fund Investment held on 31st March 1961 comes to Rs. 20,94,068 as shown in Appendix No. 41. This together with the amounts of Interest accrued upto 31st March 1961 *viz.*, Rs. 21,050 and Cash with the State Bank of India of Rs. 42 brings the total amount of Sinking Fund to Rs. 21,15,160 and more than covers the amount *viz.*, Rs. 20,77,821 to which the Sinking Fund should have accumulated upto 31st March 1961. The excess in the Sinking Fund Investment account was thus Rs. 37,339.

(xv) The details of investments during the year are as follows—

	Amount.	Average number of days.
	Rs.	
(1) Fixed Deposits	2,42,00,000	92.22
(2) Call Deposits	38,00,000	159.00
Total	2,80,00,000	101.21

The interest earned during the year amounted to Rs. 2,68,235 and the details are as follows—

	Rs.
(1) On Fixed Deposits	2,06,986
(2) On Call Deposits	59,976
(3) On Investments in Public Securities	1,273
Total	2,68,235

The average rate of interest on Call Deposits was 3.39 per cent. as against 3.71 per cent. in the preceding year. The rate realised on Call Deposits ranged from 3.3/8 per cent. to 2 per cent. The maximum rate realised on Call Deposits in the preceding year was 3½ per cent. The average rate of interest on Fixed Deposit was 3.54 per cent. as against 3.80 per cent. in the preceding year.

The rate realised on Fixed Deposits ranged from 3.3/8 per cent. to 3½ per cent. The maximum rate realised on Fixed Deposits in the preceding year was 4.1/8 per cent. The average rate of interest on all Deposits was 3.51 per cent. as against 3.78 per cent. in the preceding year.

(xvi) During the year under review, additional funds were made available to this Budget to the extent of Rs. 24.27 lakhs—Rs. 20 lakhs from Government and Rs. 4.27 lakhs from Budget 'A' as special contribution to meet the expenditure on this Budget.

N. V. NAIK,
Chief Accountant.

Statement 'A' showing main items contributing to the increases & decreases in Income for 1960-61.

(Actuals compared with Original Estimates).

Budget Head.	Amount of Increase.	Amount of Decrease.	Remarks.
	Rs.	Rs.	
1.—General Tax, Indirect Taxation and Miscellaneous Revenue—			
A.—General Tax ...	47,68,844	...	Increase of Rs. 7,49,054 under Tax from Government due to recovery of arrears; Rs. 51,070 under Tax from Port Trust Rs. 5,34,483 from Improvement Schemes Properties, Rs. 51,04,880 from Mills due to recovery on the basis of revised valuation, counterbalanced by decrease of Rs. 16,70,656 under Tax from Public.
B.—Town Duties ...	27,45,220	...	Increase due to larger imports of dutiable goods.
C.—Other Receipts—			
(a) Grant-in-aid for land, conveyance, Music, etc., licences ...	15,524	...	Due to increase in number of Licences issued.
(b) Grant-in-aid in respect of offences against the law	2,50,000	Due to amount of receipt being held in deposit account pending adjustment.
(c) Interest and Profit on Investment of Surplus Loan and other balances ...	1,89,962	...	Due to larger balances available for investment and also increase in the rate of interest on Fixed Deposits.
(d) Interest and Profit on Plant and Machinery Depreciation ...	9,320	...	Due to larger balance available for investment and also increase in the rate of interest on Fixed Deposits.
(e) Miscellaneous ...	2,94,345	...	Increase of Rs. 2,30,431 under Miscellaneous Receipts; Rs. 56,782 under Miscellaneous fees; Rs. 8,436 under Rent of Buildings and Lands; Counterbalanced by decrease of Rs. 1,304 under contribution from Municipal servants towards Pensions, etc., Fund.
(f) Receipts on account of Municipal Journal	10,970	Decrease due to fall in sale of journal and lesser advertisements.
(g) Receipts from Mahatma Gandhi Memorial Olympic Swimming Pool... ..	46,696	...	Increase partly due to increase in the membership and private reservations and partly due to adjustment of deposits to Revenue.
D.—Receipts on account of proportionate cost of collection of Education Cess	55,762	Due to nonadjustment of the amount.
2.—Water Works and Other Miscellaneous—			
Water Works Revenue ...	57,36,236	...	Increase of Rs. 746 under Tax on Rateable value due to additions, new constructions, etc., Rs. 46,01,014 under Tax on meter measurement due to vigorous metering programme; Rs. 7,84,654 under Compounded Tax due to higher percentage of recovery inclusive of old arrears; Rs. 41,396 under Rent of water meters mostly due to recovery of old arrears; Rs. 6,896 under Rent of Buildings and Lands due to more plots having been leased and recovery of old arrears and Rs. 15,330 under Fees for water connections counterbalanced by decrease of Rs. 13,800 under Miscellaneous Receipts.
4.—Museums and Libraries ...	7,753	...	Increase is due to sale of old newspapers effected at higher rate during the year and increased number of visitors to the Museum and sale of publications.
5.—Public Health Department ...	32,135	...	Increase of Rs. 25,412 under Miscellaneous Receipts Rs. 7,715 under Miscellaneous fees; Rs. 828 under sale of rights; Rs. 545 under Grant-in-aid from Government for the duty free supply of spirituous medicinal preparations for the use of Hospitals and Dispensaries counterbalanced by decrease of Rs. 2,365 under Rent of Buildings and Lands.
6. Medical Relief and Education ...	51,614	...	Increase of Rs. 19,723 under Miscellaneous Receipts Rs. 37,703 under Rent of Buildings and Lands; Rs. 5,284 under Receipts from G. S. M. College; Rs. 5,597 under Interest realised on Hospital Fund Rs. 742 under Interest on K. E. M. Hospital and G. S. M. College Equipment Fund; Rs. 27,095 under Receipts from T. N. M. College; Rs. 2,281 under Receipts from B. Y. L. Nair Charitable Hospital and Rs. 4 under Interest realised on donations Counterbalanced by decrease of Rs. 2,060 under Miscellaneous Fees; Rs. 24,145 under Receipts from K. E. M. Hospital due to small number of food handlers coming for medical examination; Rs. 11,307 under Grants-in-aid from Government in respect of excise duty, etc., for spirituous articles; Rs. 6,663 under Receipts from N. H. Dental College due to lesser number of students due to poor results of B. D. S. Examination; and Rs. 2,640 under Receipts from L. T. M. G. H., Sion due to reduction in number of beds for B. E. S. & T. Undertakings employees and lesser number of food handlers coming for medical examination.

Budget Head.	Amount of Increase.	Amount of Decrease.	Remarks.
	Rs.	Rs.	
7.—Street Cleansing and Conservancy, etc.	18,90,400	...	Increase of Rs. 13,60,327 under tax as Rateable Value due to additions, new constructions, Rs. 1,94,944 under tax for special services due to temporary constructional works for functions, festivals and exhibition held in the city; Rs. 2,44,460 under Miscellaneous Receipts due to rendering of conservancy service to service to trading concerns; Rs. 46,722 under Miscellaneous fees; Rs. 54,756 under Rent of Buildings and Lands due to letting out Municipal properties and new construction of quarters, etc., resulting in more rents; Rs. 31,485 under receipts from Government due to revision of grades of Labour staff and Halalkhore staff resulting in increase in payment by Government counterbalanced by decrease of Rs. 39,848 under sale of rights due certain rights being transferred to other departments and Rs. 2,446 under tax on dogs based on actual recovery.
8.—Roads, S.W. Drains, etc.	3,08,805	...	Increase of Rs. 5,84,547 under tax from private conveyance due to increase in number of vehicles; Rs. 7,994 under Ground Rent from private parties counterbalanced by decreases of Rs. 18,932 under tax from public conveyances; Rs. 2,48,556 under Miscellaneous Receipts; Rs. 15,200 under Miscellaneous fees Rs. 868 under Rent of Buildings and Lands and; Rs. 180 under interest realised on donations.
9.—Mechanical	65,232	...	Increase is due to revision of rates of hire of ambulances and increase in the demand for the same.
10.—Buildings, Land Acquisition and Management.	2,44,690	...	Increase of Rs. 58,175 under sale proceeds of surplus land due to old adjustments; Rs. 75,938 under Rent of Buildings; Rs. 59,319 under Ground Rent and Rs. 51,258 under Miscellaneous fees and Receipts due to larger number of unauthorised weather frames, etc., projections being regularised.
11.—Fire Brigade	1,61,734	...	Increase of Rs. 29,559 under tax from Government; due to recovery of arrears; Rs. 26,572 under tax from Improvement Schemes properties Rs. 2,05,753 under Tax from Mills due to recovery on the basis of revised valuation; and Rs. 10,239 under Miscellaneous Receipts due to revision of schedule of fees and increase in number of calls for hire of ambulance counterbalanced by decrease of Rs. 59,166 under Tax from public; Rs. 51,202 under Tax from Port Trust.
12.—Licensing, Removal of Encroachment, etc.	1,12,151	...	Increase of Rs. 1,08,905 under Licences for squatters and hawkers and fees for removal of encroachment due to increase in number of Licences and revision of schedule of fees, etc.; Rs. 3,846 under Registration fees due to shop to shop topographical survey which also resulted in increase of Rs. 1,204 under Miscellaneous receipts; Rs. 19,024 under Miscellaneous Receipt due to increase in the sale of forms Licence copies, folders and S. B. forms, etc., and Rs. 1,25,981 under fees for advertisement and Rs. 80,528 under Theatre Tax due to increase in number of shops counterbalanced by decrease of Rs. 2,21,692 under Licences for dangerous and offensive trades; Rs. 5,645 under Grant-in-aid from Government for administration of shops and Establishment Act based on actuals.
13.—Gardens and Open Spaces	...	4,970	Decrease of Rs. 28,767 under Rent of Buildings and lands counterbalanced by increase of Rs. 12,230 under Miscellaneous Receipts due to increase in orders for cutting trees and recovery of arrears; Rs. 8,905 under Receipts from Victoria Gardens due to increase in rate of sale of plants; Rs. 2,609 under Receipts from others Gardens due to increases in meetings held in the open spaces.
14.—Markets and Slaughter Houses	13,41,288	...	Increase of Rs. 1,96,586 under squatters fees; Rs. 4,57,507 under fair ground and feeding, fees; Rs. 5,67,476 under slaughter fees; Rs. 3,45,243 under Miscellaneous Receipts due to revision of schedule of fees; Rs. 13,747 under Rent of Buildings and Lands counterbalanced by decrease of Rs. 2,03,533 under stallage charges due to postponement of revision of schedule of fees; Rs. 7,860 under cold storage and Rs. 27,858 under Licence fees from private market owners as the amounts of receipts have been held in deposit pending settlement of disputes
15.—Contributions from Capital Funds	4,31,840	...	Due to Increase in the expenditure on Capital Works.
16.—Extra Ordinary Receipts	...	5,874	Due to lesser balances available for investment in Net Premia Fund.
17.—Rebate from Government on account of collections of U.I.P. Tax in the City	24,272	...	Based on actual recovery of tax.
18.—Transfer from the B. E. S. & T. Fund	6,99,755	...	Due to increased amount receivable from the B.E.S. & T. Undertaking under sections 460KK(2)(b) and 460LL(1)(d) of the Bombay Municipal Corporation Act.

Summary of Increases and Decreases in Income compared with the Budget Estimates.

(000 Omitted)

			Increase.	Decrease.
	Rs.	Rs.	Rs.	Rs.
General Tax—				
From Public	— 16.71			
From Govt.	...	+ 7.49		
From Port Trust	...	+ 51		
From Improvement Scheme Properties	...	+ 5.35		
From Mills	...	+ 51.05		
		<u>+ 64.40</u>	47.69	
Town Duties	...		27.45	
Grant-in-Aid of the fees for Land conveyance, Musicelte	...		16	
Grant-in-aid in respect of fines for offences against the law	...			2.50
Interest and Profits on investments of surplus Loan and other balances	...		1.90	
Interest and profit on Plant and Machinery Depreciation Fund	...		9	
Miscellaneous	...		2.94	
Municipal Journal	...			11
M. G. M. O. Swimming Pool	...		47	
Receipts on account of proportionate cost of collection of Education cess	...			56
Water Works	...		57.36	
Museum and Libraries	...		8	
Public Health	...		32	
Medical Relief and Education	...		52	
Street Cleansing and Conservancy	...		18.90	
Roads, S. W. Drains, etc.	...		3.09	
Mechanical	...		65	
Buildings, Land Acquisition etc.	...		2.45	
Fire Birgade	...		1.62	
Licensing and Removal of Encroachments	...		1.12	
Gardens and Open Spaces	...			5
Markets and Slaughter Houses	...		13.41	
Contribution from Capital Funds	...		4.32	
Extra Ordinary Receipts	...			6
Rebate from Government	...		24	
Transfers from B. E. S. & T. Fund	...		7.00	
Total	...		<u>191.78</u>	<u>3.28</u>
Gross Increase	...		<u>191.78</u>	
Gross Decrease	...			<u>3.28</u>
Net Increase	...		188.50	

APPENDICES

MUNICIPAL ACCOUNT.

- No. 1.—General Financial Statistics.
 No. 2.—Statement of Surplus Revenue Fund for 1960-61.
 No. 3.—Statement showing the Income realised during 1960-61 as compared with estimates for the year as also with the actuals for the preceding year.
 No. 4.—Statement showing the expenditure during 1960-61 as compared with the Final sanctioned grants.
 No. 4A.—Statement showing details of Expenditure incurred on New Works during the year ending 31st March 1961.
 No. 5.—Balance Sheet (Revenue) as at 31st March 1961.
 No. 6.—Statement of Special Funds for 1960-61.
 No. 7.—Balance Sheet (Capital Funds) as at 31st March 1961.
 No. 8.—Block Account, showing details of Capital Expenditure upto 31st March 1961.
 No. 9.—Statement showing (1) the total amount of Municipal loans raised, (2) the expenditure incurred there against and (3) the invested balance of the loans on 31st March 1961.
 No. 10.—Statement showing the actual investment on account of the Sinking Fund of different Municipal Loans upto 31st March 1961 compared with the amounts which should have accumulated upto that date on the basis of the fixed instalments and the sums set aside as Sinking Fund as at 31st March 1961.
 No. 11.—Statement showing outstanding loans due by the Municipality, the interest outstanding on 1st April 1960 on the different loans, the amount payable for the year 1960-61, the amount paid by the Imperial Bank of India and in office during that year and the balances outstanding on 31st March 1961.
 No. 12.—Water Works, Income and Expenditure Account, including statement of income realizations for 1960-61 and preceding 5 years from Water supply through meters.
 No. 12A.—Supplementary to No. 12 Statement showing the quantity of water by meter supplied during 1951-52 to 1960-61.
 No. 12A.—Water Works Assets and Liabilities.
 No. 13.—Markets and Slaughter Houses, Income and Expenditure Account for 1959-60.
 No. 14.—Municipal Printing Press, Income and Expenditure for the year 1960-61.
 No. 14A.—Statement of Advance of Accounts for 1960-61.
 No. 14B.—Statement of Advance Accounts out of Special Funds for 1960-61.
 No. 14C.—Statement of Deposit Accounts for 1960-61.
 No. 14D.—Statement of Reserve Stores Stock Accounts for 1960-61.
 No. 14E.—Statement of interest acc. ued but not paid in respect of the Municipal loans outstanding on 1st March 1961.
 No. 14E(1)—Statement showing details of Debt Equalisation Fund.
 No. 15.—Statement of amounts of receipts and expenditure respectively, credited and debited to the Municipal Fund during the year 1960-61 and the balance at the credit of the fund at the close of the year 1960-61 (i.e., 31st March 1961).
 No. 16.—Comparison of Face, Purchase and Market values at 31st March 1961 of the different securities held in the Special Funds.
 No. 16A.—Comparison of Face, Purchase and Market values at 31st March 1961 of the different securities held in the Sinking Funds.
 No. 16B.—Statement showing the amount of and the object for which the donations held under Public Monuments Maintenance Fund were received from different parties upto 31st March 1961.
 No. 16C.—Statement showing the amount of and the object for which the endowments held under Endowments Fund were received from different parties upto 31st March 1961.
 No. 17.—Statement of Town Duties collected and refunds allowed in 1960-61.
 No. 18.—Statement of the Income of the Bombay Municipality from 1932-33 to the close of the financial year 1960-61.
 No. 19.—Statement of the Expenditure of the Bombay Municipality from 1932-33 to the close of the financial year 1960-61.
 No. 20.—Contracted statement of Income and Expenditure from the year 1932-33 to the financial year 1960-61.

IMPROVEMENT SCHEMES ACCOUNT.

- No. 21.—General Financial Statistics.
 No. 22.—General Account for the year 1960-61.
 No. 22A.—Slum Clearance Account City (General Account).
 No. 22B.—Slum Clearance Account Suburban (General Account).
 No. 23.—General Account for 1960-61—Details of Income.
 No. 24.—General Account for 1960-61—Details of Expenditure.
 No. 25.—Balance sheet (Capital Account) as at 31st March 1961.
 No. 25A.—Balance sheet Slum Clearance City.
 No. 25B.—Balance sheets Slum Clearance Suburbs.
 No. 26.—Block Account showing Capital Expenditure upto 31st March 1961.
 No. 26A.—Block Account showing Capital Expenditure upto 31st March 1961—for Slum Clearance City.
 No. 27.—Statement showing scheduled lands as specified in the Schedules W to Z annexed to Act XIII of 1933.
 No. 26B.—
 No. 28.—Statement showing the actual investments on account of the Sinking Fund of different Improvement Trust Loans upto
 No. 28A.—Statement showing actual investments on account of Sinking Fund for Slum Clearance upto 31st March 1961 compared with the amounts which should have accumulated upto that date on the basis of the fixed instalments and the sums set aside as Sinking Fund, as at 31st March 1961.
 No. 29.—Statement showing outstanding loans of the Bombay Improvement Trust due by the Municipality, the interest outstanding on 1st April 1960 on the different loans, the amount payable for the year 1960-61, the amount paid during the year and the balances outstanding on 31st March 1961.
 No. 29A.—Statement showing outstanding loan of the Slum Clearance Scheme (City) Budget 'B' etc.
 No. 30.—Comparison of Face, Purchase and Market values at 31st March 1961 of the different securities held in the Sinking Fund.
 No. 30A.—Comparison of Face, Purchase and Market values at 31st March 1961 of the different securities held in the Slum Clearance.

EDUCATION FUND.

- No. 31.—Revenue Account for the year ended 31st March 1961.
 No. 32.—Statement showing Net Receipts during the year 1960-61 from all sources as contrasted with the original and Revised Budget Estimates.
 No. 33.—Statement showing actuals as compared with the final sanctioned grants for 1960-61.
 No. 33A.—Statement showing details of Expenditure incurred on New Works during the year ending 31st March 1961.
 No. 34.—Revenue Account Balance Sheet as at 31st March 1961.
 No. 35.—Capital Fund Balance Sheet as at 31st March 1961.
 No. 36.—Block Account showing details of Capital Expenditure upto 31st March 1961.
 No. 37.—Statement showing outstanding loan due by the Municipality, the interest outstanding on 1st April 1961 on different loans, the amount payable for the year 1960-61, the amount paid by the Imperial Bank of India and in office during that year and the balances outstanding on 31st March 1961.
 No. 38.—Statement showing the actual investment on account of the sinking Fund of different Education Loans upto 31st March 1961 compared with the amounts which should have accumulated upto that date on the basis of the fixed instalments and the sums set aside as Sinking Fund as at 31st March 1961.
 No. 39.—Statement of Advances for 1960-61.
 No. 39A.—Statement of Deposit Accounts for 1960-61.
 No. 39B.—Statement of interest accrued but not paid in respect of the Municipal loans outstanding on 31st March 1961.
 No. 40.—Statement showing the amounts of receipts and Expenditure respectively credited and debited on the Education Fund during the year 1960-61 and the balance at the credit of the fund at the close of the year 1960-61. (i.e., 31st March 1960.)
 No. 41.—Comparison of Face, Purchase and Market value at 31st March 1961 of the different securities held in the Sinking Funds.
 No. 41A.—Statement showing the amount of and object for which the endowments held under the Endowment Fund were received from different parties upto 31st March 1961.

APPENDIX No. 1

General Financial Statistics

—	1956-57.	1957-58.	1958-59.	1959-60.	1960-61
<i>General.</i>					
1. Area of the City (acres)	16,761	16,761	16,761	16,761	16,761
2. Population ...	23,29,020	23,29,020	23,29,020	23,29,020	* 27,69,133
<i>Rates and Assessments.</i>					
3. Rateable value Rs.	25,74,42,662	26,64,32,986	27,77,90,591	28,92,71,848	30,60,45,289
4. Rateable value per head of population.	Rs. 110-8-7	Rs. 114=40	Rs. 119-27	Rs. 124—20	Rs. 110-52
5. Properties registered in the Assessment Book	54,733	55,040	56,091	56,363	56,692
<i>Income.</i>					
	Rs. at 17 per cent.	Rs. at 17 per cent.	Rs. at 17 per cent.	Rs. at 19 per cent.	Rs. at 19 per cent.
6. General Tax ...	3,87,62,716	4,10,61,749	4,01,61,279	4,58,95,178	5,33,13,144
7. Income from other sources ...	6,60,44,297	6,85,12,729	7,07,74,347	8,10,52,885	8,90,29,704
Total Income Rs.	10,48,07,013	10,95,74,478	11,09,35,626	12,69,48,063	14,23,42,848
8. Incidence of Taxation per head ...	Rs. 37-3-5	Rs. 39=19	Rs. 38=88	Rs. 44-97	Rs. 43-93
<i>Loans.</i>					
	Rs.	Rs.	Rs.	Rs.	Rs.
9. Debt outstanding ...	33,41,31,582	36,04,53,335	39,84,16,872	42,58,89,648	45,14,86,062
10. Redemption and Sinking Funds in hand or invested ...	6,13,32,632	7,13,12,298	8,42,13,536	9,64,10,225	11,06,24,257
11. Net Loan Debt ...	27,27,98,950	28,91,41,037	31,42,03,336	32,94,79,423	34,08,61,805
12. Net Debt per head of population ...	Rs. 117-2-1	Rs. 124=14	Rs. 134=91	Rs. 141-47	Rs. 123-09
<i>Expenditure.</i>					
	Rs.	Rs.	Rs.	Rs.	Rs.
13. Water Works—Maintenance ...	44,10,525	59,28,654	72,33,668	82,89,942	79,27,346
Debt Charges ...	1,73,96,333	1,77,17,648	1,92,78,502	1,99,27,342	2,20,59,335
14. Primary Education ...	1,09,37,927	1,11,32,141	1,24,66,295	1,19,79,319	1,22,45,468
15. Medical Relief ...	91,53,055	93,75,012	1,38,48,740	1,55,89,469	1,82,07,656
16. Other City services ...	4,83,39,406	5,35,93,259	5,01,63,353	5,07,94,752	5,63,72,012
17. Debt Charges—excluding Water Works...	89,69,901	95,07,349	93,37,443	1,09,75,288	1,20,14,554
Total Expenditure Rs. ...	9,92,07,147	10,72,54,063	11,23,28,001	11,75,56,112	12,88,26,371

* As per Census 1961.

APPENDIX No. 2

Revenue Account for the year ended 31st March 1961.

Particulars		Total		Particulars		Total	
		Rs.	nP.			Rs.	nP.
To Revenue Expenditure as per Appendix No. 4	...	12,88,26,370	62	By Revenue Receipts as per Appendix No. 3	...	14,23,42,847	91
To Balance being Surplus for the year	...	1,35,16,477	29				
		14,23,42,847	91			14,23,42,847	91
To Contribution towards Improvement Schemes during 1961-62	Rs. nP. 50,32,340 00			By Surplus Revenue Fund as at 1st April 1960	Rs. nP. ...	3,08,86,609	80
.. Revenue Expenditure to be incurred in 1961-62 and provided for as renewed grants	1,60,60,718 00			.. Surplus for the year	...	1,35,16,477	29
		2,10,93,058	00	.. Revenue of previous year renewed for payment of contribution towards Improvement Schemes during 1960-61	48,08,288 00		
.. Balance being Surplus Revenue Fund as at 31st March 1961 as per Appendix No. 5	...	4,75,93,486	09	.. Revenue of previous years reserved for the year 1960-61	1,94,75,169 00	2,42,83,457	00
		6,86,86,544	09			6,86,86,544	09

Appendix No. 3
INCOME

*Statement showing the Net Receipts during the Financial Year 1960-61 from all sources
as contrasted with the Original and Revised Budget Estimates*

Particulars.	Budget Estimate for 1960-61.	Revised Estimate for 1960-61.	Actuals for 1960-61.	Actuals for 1959-60.	Compared with Budget Estimate.	Compared with Revised Estimate
					+ Increase - Decrease.	+ Increase - Decrease.
1	2	3	4	5	6	7
	Rs.	Rs.	Rs.	Rs.	Rs.	Rs.
1.—General Tax, Indirect Taxation and Miscellaneous Revenue.						
A.—General Tax at 19per cent.—						
(1) From the Public	4,18,70,000	4,27,17,090	4,01,99,344	3,98,12,209	- 16,70,656	- 25,17,746
(2) From Government	8,15,500	8,15,470	15,64,554	8,15,469	+ 7,49,054	+ 7,49,084
(3) From Port Trust	15,23,000	15,22,950	15,74,070	15,22,952	+ 51,070	+ 51,120
(4) From Improvement Schemes Properties	6,93,600	5,21,200	12,28,083	5,66,559	+ 5,34,483	+ 7,06,883
(5) From Mills	29,71,400	29,77,470	80,76,280	28,90,219	+ 51,04,860	+ 50,98,810
(6) From Central Railway	3,83,000	3,83,040	3,83,043	...	+ 43	+ 3
(7) From Western Railway	2,87,800	2,87,770	2,87,770	2,87,770	- 30	...
	4,85,44,300	4,92,24,990	5,33,13,144	4,58,95,178	+ 47,68,844	+ 40,88,154
B.—Town Duties—						
(1) Through Port Trust	27,50,370	28,63,590	32,76,566	29,70,813	+ 5,26,196	+ 4,12,976
(2) Through Central Railway	38,61,440	41,46,040	45,54,908	45,79,774	+ 6,93,468	+ 4,08,868
(3) Through Western Railway	19,27,100	19,58,860	23,64,719	19,75,032	+ 4,37,619	+ 4,05,859
(4) Through T. D. Deptt.	28,36,060	28,30,320	38,19,412	26,27,349	+ 9,83,352	+ 9,89,092
(5) The collector central excise Bombay	12,050	20,150	13,878	14,322	+ 1,828	- 6,272
	1,13,87,020	1,18,18,960	1,40,29,483	a) 1,21,67,290	+ 26,42,463	+ 22,10,523
Deduct—Refunds and Commission charges	18,09,500	15,97,310	17,06,743	b) 15,14,281	+ 1,02,757	- 1,09,433
	95,77,520	1,02,21,650	1,23,22,740	1,06,53,009	+ 27,45,220	+ 21,01,090
C.—Other Receipts—						
(a) Grant-in-aid of the fees for Land, Conveyance, Music etc, Licences	13,000	19,000	28,524	27,616	+ 15,524	+ 9,524
(b) Grant-in-aid in respect of fines for offences against the Law	2,50,000	4,23,690	...	4,94,542	- 2,50,000	- 4,23,690
(c) Interest and Profit on Investments of Surplus Loan and other Balances	27,00,000	31,00,000	28,89,962	30,30,957	+ 1,89,962	- 2,10,038
(d) Interest and Profit on Plant and Machinery Depreciation Fund	90,000	90,000	99,320	1,21,241	+ 9,320	+ 9,320
(e) Miscellaneous						
(1) Contribution from Municipal servants towards Pensions etc. Fund	15,000	15,000	13,696	13,949	- 1,304	- 1,304
(2) Miscellaneous receipts	4,55,000	5,00,000	6,85,431	5,64,132	+ 2,30,431	+ 1,85,431
(3) Miscellaneous fees	61,000	1,00,000	1,17,782	56,769	+ 56,782	+ 37,782
(4) Rent of buildings and lands	1,01,620	1,02,840	1,10,056	1,12,940	+ 8,436	+ 7,216
	6,32,620	6,97,840	9,26,965	7,47,790	+ 2,94,345	+ 2,29,125
(f) Receipts on account of Municipal Journal						
(1) Advertisement	23,000	12,000	12,194	16,995	- 10,806	+ 194
(2) Sale of Municipal Journal	1,500	1,500	1,334	1,407	- 166	- 166
(3) Miscellaneous Receipt	2	19	+ 2	+ 2
	24,500	13,500	13,530	18,421	- 10,970	+ 30
(g) Receipts from Mahatma Gandhi Memorial Olympic Swimming Pool.	1,15,000	1,61,880	1,61,696	1,22,895	+ 46,696	- 184
	38,25,120	45,05,910	41,19,997	45,53,462	+ 2,94,877	- 3,85,913
D.—Receipts on account of proportionate cost of collection of Education cess	55,752	56,000	...	72,500	- 55,752	- 56,000
	6,20,02,692	6,40,08,550	6,97,55,881	6,11,84,149	+ 77,53,189	+ 57,47,331
2.—Water Works.—Water Tax and other Miscellaneous Water Works Revenue—						
A.—Water tax—						
(1) On Ratable Value at 4½ percent	65,85,000	65,39,580	68,85,746	64,13,435	+ 3,00,746	+ 46,166
(2) By Measurement per 1,000 gallons	2,15,45,400	2,56,01,960	2,61,46,414	2,18,76,155	+ 46,01,014	+ 5,44,454
(3) Compounded Tax	18,68,530	24,08,400	26,53,184	21,32,991	+ 7,84,654	+ 2,44,784
	2,99,98,930	3,48,49,940	3,56,85,344	3,04,22,581	+ 56,86,404	+ 8,35,404
B.—Other Receipts—						
(1) Rent of Water Meters	3,55,400	3,85,900	3,96,796	3,30,209	+ 41,396	+ 10,896
(2) Rent of Buildings and Lands	36,600	37,000	43,496	52,916	+ 6,896	+ 6,496
(3) Miscellaneous Receipts	2,80,000	3,00,000	2,66,200	3,22,118	- 13,800	- 33,800
(4) Fees for Water connections	1,30,000	1,50,000	1,43,330	1,83,687	+ 15,330	- 4,670
	8,02,000	8,72,900	8,51,822	8,88,930	+ 49,822	- 21,078
	3,08,00,930	3,57,22,840	3,65,37,166	3,13,11,511	+ 57,36,236	+ 8,14,326
Carried forward Rs.	9,28,03,622	9,97,31,390	10,62,93,047	9,30,25,653	+ 1,34,89,425	+ 65,61,657

(a) These are net receipts after deducting Commission charges amounting to Rs. 3,11,259.

(b) This is exclusive of Commission charges amounting to Rs. 311,259.

Appendix No. 3—(Contd.)

INCOME

Statement showing the Net Receipts during the Financial year 1960-61 from all sources as contrasted with the Original and Revised Budget Estimates

Particulars.	Budget Estimate for 1960-61.	Revised Estimate for 1960-61.	Actuals for 1960-61.	Actuals for 1959-60.	Compared with Budget Estimate.		Compared with Revised Estimate.	
					+Increase -Decrease	6	+Increase -Decrease	7
1	2	3	4	5	6	7	8	9
	Rs.	Rs.	Rs.	Rs.	Rs.	Rs.	Rs.	Rs.
Brought over Rs. ...	9,28,03,622	9,97,31,390	10,62,93,047	7,92,84,578	+1,34,89,425	+65,61,657		
3.—Education (Primary).†
4.—Museums and Libraries
A.—Miscellaneous—
(1) Miscellaneous receipts	9,850	19,200	17,603	6,132	+ 7,753	- 1,597		
5.—Public Health Department.
A.—Interest realised on Donations	75	75	75	75
B.—Miscellaneous—
(1) Miscellaneous receipts	20,000	30,000	45,412	29,201	+ 25,412	+ 15,412		
(2) Miscellaneous fees	1,90,000	1,90,000	1,97,715	1,93,780	+ 7,715	+ 7,715		
(3) Rent of Buildings and Lands	1,00,000	1,00,000	97,635	2,54,743	- 2,365	- 2,365		
(4) Sale of rights	1,200	3,000	2,028	1,913	+ 828	- 972		
	3,11,200	3,23,000	3,42,790	4,79,637	+ 31,590	+ 19,790		
C.—Grant-in-aid from Government for the duty free supply of Spirituous Medical Preparations for the use of Hospitals and Dispensaries	545	722	+ 545	+ 545		
D.—Tax on Dogs @ Rs. 5 per dog per annum ††	43,427	+
	3,11,275	3,23,075	3,43,410	5,23,861	+ 32,135	+ 20,335		
6.—Medical Relief and Education.
A.—Interest realised on donations from the Public	4,100	4,100	4,104	4,119	+ 4	+ 4		
B.—Miscellaneous—
(1) Miscellaneous receipts	17,000	35,000	36,723	39,007	+ 19,723	+ 1,723		
(2) Miscellaneous fees	24,000	30,000	21,940	44,597	- 2,060	- 8,060		
(3) Rent of Buildings and Lands	3,300	28,000	41,003	6,228	+ 37,703	+ 13,003		
	44,300	93,000	99,666	89,832	+ 55,366	+ 6,666		
C.—Receipts from Gordhandas Sunderdas Medical College	1,73,000	1,73,000	1,78,284	1,73,432	+ 5,284	+ 5,284		
D.—Receipts from King Edward Memorial Hospital	61,600	55,000	37,455	54,997	- 24,145	- 17,545		
E.—Interest realised on Hospital Fund (for Veneral Ward at King Edward Memorial Hospital)	61,000	62,000	66,597	66,968	+ 5,597	+ 4,597		
F.—Interest on K. E. M. Hospital and G. S. Medical College Equipment Fund	2,500	2,900	3,242	2,809	+ 742	+ 342		
FF.—Interest realised on the Donation from the Establishment of Blood Bank at K. E. M. Hospital	1,157	1,157	1,157	1,157		
G.—Grant-in-aid from Government in respect of Excise Duty etc., for spirituous articles	15,000	10,000	3,693	5,500	- 11,307	- 6,307		
H.—Receipts from—
(a) The Topiwalla National Medical College	1,20,000	1,46,500	1,47,095	1,36,151	+ 27,095	+ 595		
(b) Nair Hospital Dental College	1,23,860	1,18,000	1,17,197	1,16,229	+ 6,663	- 803		
(c) Bai Yamunabai L. Nair Hospital	9,810	10,000	12,091	10,343	+ 2,281	+ 2,091		
(d) Grant-in-aid from Government for the T.N.M. College	6		
	2,53,670	2,74,500	2,76,383	2,62,729	+ 22,713	+ 1,833		
I.—Receipts from L. T. M. G. H. Sion	1,47,500	1,81,000	1,44,860	1,77,419	- 2,640	- 36,140		
	7,63,827	8,56,657	8,15,441	8,38,962	+ 51,614	- 41,216		
7.—Street Cleansing and Conservancy, Road Watering and Halalkhore service.
A.—Halalkhore Tax—at @ 3½ per cent.
(1) On Ratable Value	84,95,000	86,40,240	98,55,327	81,74,262	+ 13,60,327	+ 12,15,087		
(2) For Special Service	5,18,600	6,06,900	7,13,544	5,80,879	+ 1,94,944	+ 1,06,644		
	90,13,600	92,47,140	1,05,68,871	87,55,141	+ 15,55,271	+ 13,21,731		
B.—Other Receipts
(1) Sale of Rights	1,00,000	1,00,000	60,152	63,324	- 39,848	- 39,848		
(2) Miscellaneous receipts	3,40,000	3,00,000	5,84,460	4,43,163	+ 2,44,460	+ 2,84,460		
(3) Miscellaneous fees	70,000	1,00,000	1,16,722	80,256	+ 46,722	+ 16,722		
(4) Rent of Buildings and Lands	66,000	1,00,000	1,20,756	79,336	+ 54,756	+ 20,756		
(5) From Government in respect of cleansing Government Foreshores in A, D & G wards	61,800	81,690	93,285	61,800	+ 31,485	+ 11,595		
	6,37,800	6,81,690	9,75,375	7,27,879	+ 3,37,575	+ 2,93,685		
C.—Tax on Dogs @ Rs. 5 per dog per annum	46,500	46,500	44,054	...	- 2,446	- 2,446		
	96,97,900	99,75,330	1,15,88,300	94,83,020	+ 18,90,400	+ 16,12,970		
Carried forward Rs.	10,35,86,474	11,09,05,652	11,90,57,801	11,19,91,320	+ 1,54,71,327	+ 81,52,149		

† Receipts transferred to Budget 'E'.

†† Shown under 7—Street cleansing etc.

Appendix No. 3—(Concl'd.)

INCOME

Statement showing the Net Receipts during the financial year 1960-61 from all sources as contrasted with the Original and Revised Budget Estimates

Particulars.	Budget Estimate for 1960-61.	Revised Estimate for 1960-61.	Actuals for 1960-61	Actuals for 1959-60.	Compared with Budget Estimate	
					+ Increase — Decrease	+ Increase — Decrease
1	2	3	4	5	6	7
	Rs.	Rs.	Rs.	Rs.	Rs.	Rs.
Brought over Rs. ...	10,35,86,474	11,09,05,652	11,90,57,801	9,68,84,272	+1,54,71,327	+ 81,52,149
8.—Roads, S. W. Drains and Public Lighting.						
A.—Wheel Tax	49,50,000	51,44,340	55,34,547	49,41,873	+ 5,84,547	+ 3,90,207
(1) Private conveyances	1,92,000	1,97,000	1,73,068	1,54,682	— 18,932	— 23,932
(2) Public conveyances	51,42,000	53,41,340	57,07,615	50,96,555	+ 5,65,615	+ 3,66,275
B.—Contribution from Government in lieu of Tolls	25,000	25,000	25,000	25,000
C.—Other Receipts.						
(a)—Ground Rent—						
(1) From Private Parties	33,300	37,000	41,294	53,206	+ 7,994	+ 4,294
(b)—Miscellaneous—						
(1) Miscellaneous receipts	6,00,000	8,00,000	3,51,444	8,02,193	— 2,48,556	— 4,48,556
(2) Miscellaneous fees	1,00,000	1,10,000	84,800	1,08,541	— 15,200	— 25,200
(3) Rent of Buildings and Lands	1,32,400	1,35,000	1,31,532	1,30,152	— 868	— 3,468
	8,32,400	10,45,000	5,67,776	10,40,886	— 2,64,624	— 4,77,224
(c)—Interest realised on donations	1,884	1,920	1,704	1,919	— 180	— 216
	60,34,584	64,50,260	63,43,389	62,17,566	+ 3,08,805	— 1,06,871
9.—Mechanical.						
A.—Miscellaneous—						
(1) Miscellaneous receipts	68,700	1,000	1,33,932	74,238	+ 65,232	+ 1,32,932
(a) Mechanical	...	84,000	— 84,000
(b) Transport	68,700	85,000	1,33,932	...	+ 65,232	+ 48,932
10.—Buildings, Land Acquisition and Management.						
A.—Sale proceeds of Surplus Land	2,00,000	2,03,000	2,58,175	6,77,976	+ 58,175	+ 5,175
B.—Other Receipts—						
(a)—Rent of Buildings	3,65,900	4,20,000	4,41,838	3,97,356	+ 75,938	+ 21,838
(b)—Ground Rent	3,15,170	3,00,000	3,74,489	3,49,164	+ 59,319	+ 74,489
(c)—Miscellaneous—						
(1) Miscellaneous Receipts	20,000	25,000	26,489	34,426	+ 6,489	+ 1,489
(2) Miscellaneous Fees	9,00,000	9,00,000	9,44,769	8,92,959	+ 44,769	+ 44,769
	9,20,000	9,25,000	9,71,258	9,27,385	+ 51,258	+ 45,258
	18,01,070	18,48,000	20,45,760	23,51,881	+ 2,44,690	+ 1,97,760
11.—Fire Brigade.						
A.—Fire Tax at $\frac{1}{2}$ per cent.—						
(1) From the Public	16,41,000	16,86,200	15,81,834	15,72,821	— 59,166	— 1,04,366
(2) From Government	32,200	32,190	61,759	32,190	+ 29,559	+ 29,569
(3) From Port Trust	60,200	60,120	8,998	60,117	— 51,202	— 51,122
(4) From Improvement Schemes Properties	27,400	20,580	53,972	23,031	+ 26,572	+ 33,392
(5) From Mills	1,17,300	1,17,530	3,23,053	1,27,518	+ 2,05,753	+ 2,05,523
(6) From Central Railway	15,200	15,120	15,120	...	— 80	...
(7) From Western Railway	11,300	11,360	11,359	11,359	+ 59	— 1
	19,04,600	19,43,100	20,56,095	18,47,036	+ 1,51,495	+ 1,12,995
B.—Other Receipts						
(1) Miscellaneous receipts	40,000	50,000	50,239	43,086	+ 10,239	+ 239
	19,44,600	19,93,100	21,06,334	18,90,122	+ 1,61,734	+ 1,13,234
12.—Licensing, Removal of Encroachments on Public Streets, administration of Shops & Est. Act 1948 and Theatre Tax						
A.—Licence for Dangerous and Offensive Trades	15,00,000	15,00,000	12,78,308	13,74,669	— 2,21,692	— 2,21,692
B.—Removal of encroachment on Public Streets—						
(a) Licences for Squatters and Hawkers and fees for Removal of Encroachments	6,75,000	7,50,000	7,83,905	6,80,017	+ 1,08,905	+ 33,905
C.—Receipts from the administration of Shops and Establishment Act—						
(a) Grant-in-aid from Government for the Administration of Shops and Establishment Act of 1948	1,71,000	1,75,000	1,65,355	1,70,945	— 5,645	— 9,645
(b) Registration etc., fees	12,000	13,000	15,846	12,334	+ 3,846	+ 2,846
(c) Miscellaneous Receipts.	1,500	2,500	2,704	2,059	+ 1,204	+ 204
	1,84,500	1,90,500	1,83,905	1,85,338	— 595	— 6,595
D.—Miscellaneous—						
(1) Miscellaneous receipts	6,000	20,000	25,024	19,471	+ 19,024	+ 5,024
(2) Fees for Advertisements	4,20,000	7,25,000	5,45,981	7,14,516	+ 1,25,981	— 1,79,019
	4,26,000	7,45,000	5,71,005	7,33,987	+ 1,45,005	— 1,73,995
E.—Receipts from the Theatre Tax	6,00,000	6,00,000	6,80,528	6,73,551	+ 80,528	+ 80,528
	33,85,500	37,85,500	34,97,651	36,47,562	+ 1,12,151	— 2,87,849
Carried forward Rs. ...	11,68,20,928	12,50,67,512	13,31,84,867		+1,63,63,939	+ 81,17,355

Appendix No. 3
INCOME

Statement showing the Net Receipts during the Financial Year 1960-61 from all Sources as contracted with the Original and Revised Budget Estimates.

Particulars.	Budget Estimate for 1960-61	Revised Estimate for 1960-61	Actuals for 1960-61	Actuals for 1959-60	Compared with Budget Estimate.	Compared with Revised Estimate.
	2	3	4	5	+ Increase. -Decrease 6	+ Increase -Decrease 7
1	Rs.	Rs.	Rs.	Rs.	Rs.	Rs.
Brought Over ...	11,68,20,928	12,50,67,512	13,31,84,867		+ 1,63,63,939	+ 81,17,355
13.—Gardens and Open Spaces.						
A.—Miscellaneous—						
(1) Miscellaneous receipts ...	9,000	12,000	2 1,230	12,362	+ 12,230	+ 9,230
(2) Rent of Buildings and Lands ...	1,19,400	1,20,000	90,633	1,19,814	- 28,767	- 29,367
(3) Rent for open Air Theatre ...	6,000	7,000	6,053	13,258	+ 53	+ 947
(4) Receipts from Victoria Garden ...	36,000	38,000	44,905	39,457	+ 8,905	+ 6,905
(5) Receipts from other Gardens ...	21,000	22,000	23,609	20,426	+ 2,609	+ 1,609
	1,91,400	1,99,000	1,86,430	2,05,327	- 4,970	- 12,570
14.—Markets and Slaughter Houses.						
A.—Miscellaneous—						
(1) Stallage charges ...	14,69,000	14,39,500	1,265,447	13,05,748	- 2,03,553	- 1,74,053
(2) Squatters, fees ...	8,90,000	10,90,000	10,86,586	8,90,632	+ 1,96,586	- 3,414
(3) Fairground and feeding fees ...	3,80,000	7,00,000	8,37,507	4,04,626	+ 4,57,507	+ 1,37,507
(4) Slaughter fees ...	7,20,000	11,20,000	12,87,476	7,98,788	+ 5,67,476	+ 1,67,476
(5) Miscellaneous receipts ...	7,50,000	11,00,000	10,95,243	7,13,292	+ 3,45,243	+ 4,757
(6) Rent of Buildings and Lands ...	42,000	54,000	55,747	43,624	+ 13,747	+ 1,747
(7) Cold Storage fees ...	65,000	65,000	57,140	58,760	- 7,860	- 7,860
(8) License fees from Owners of Private Markets ...	1,00,000	1,00,000	72,142	27,059	- 27,858	- 27,858
	44,16,000	56,68,500	57,57,288	42,46,929	+ 13,41,288	+ 88,788
15.—Contribution from Capital Funds to Revenue on account of Loan Works Staff...	4,20,000	6,00,000	8,51,840	5,51,277	+ 4,31,840	+ 2,51,840
16.—Extraordinary Receipts.						
(a) Interest on Net Premia Fund and Excess Interest on Sinking Fund ...	1,85,000	1,88,000	1,79,126	1,87,471	- 5,874	- 8,874
(b) Recoveries of Special Municipal Contribution paid to ex-Municipal employes who subsequently opted for pension.	Dr. 33
	1,85,000	1,88,000	1,79,126	1,87,438	- 5,874	- 8,874
17.—Rebate from Government on account of Collection of the Urban Immovable Property Tax in the City ...	2,25,700	2,25,700	2,49,972	2,17,306	+ 24,272	+ 24,272
18.—Transfers from the B. E. S. & T. Fund.						
(a) Under section 460 K.K. (2) (b) of the Municipal Act ...	12,33,570	19,13,000	19,13,000	40,00,000	+ 6,79,430	...
(b) Under section 460 L.L. (1) (d) of the Municipal Act	20,325	30,856	+ 20,325	+ 20,325
	12,33,570	19,13,000	19,33,325	40,10,782	+ 6,99,755	+ 20,325
Total Income ...	12,34,92,598	13,38,61,712	14,23,42,848	12,69,48,063	+ 1,88,50,250	+ 84,81,136

Appendix No. 4 EXPENDITURE

Statement showing the Actuals as compared with the Final Grants for 1960-61.

Particulars. 1	Final grants sanctioned for expenditure during 1960-61. 2	Actual for 1960-61. 3	FINAL GRANTS COMPARED WITH THE ACTUALS		Actuals for 1959-60. 6
			Amount required to be renewed in 1961-62 4	Savings. 5	
	Rs.	Rs.	Rs.	Rs.	Rs.
I.—General Supervision, Collection of Revenue, etc.					
A.—General Superintendence ...	13,65,741	11,18,623	2,25,404	21,714	7,78,841
(a) Corporation and Standing Committee	2,27,261	2,12,336	12,405	2,520	2,13,463
(b) Chief Auditor's Establishment	6,52,844	4,83,904	1,23,355	45,585	4,57,049
(c) Municipal Commissioner's Personal and General Office	12,10,735	11,19,732	62,364	28,639	11,16,880
(d) Audit and Accounts Estt.	38,810	32,233	2,811	3,766	30,096
(e) Labour Officer's Establishment	53,199	37,030	11,454	4,715	49,544
(f) Municipal Journal	1,41,441	1,01,882	29,619	9,940	77,842
(g) Mahatma Gandhi Memorial Olympic Swimming Pool	2,99,381	2,43,469	23,244	32,668	2,13,242
(h) Public Relations Office	1,48,263	1,31,272	7,853	9,138	
(i) Administrative Officer etc.					
	41,37,675	34,80,481	4,98,509	1,58,685	29,36,957
B.—Collection of Revenue— ...	19,82,995	18,00,013	1,22,180	60,802	18,45,215
(a) Property and Wheel Tax Establishment	5,42,296	4,25,903	63,808	52,585	5,14,362
(b) Town Duty Establishment					
	25,25,291	22,25,916	1,85,988	1,13,387	23,59,577
C.—Upkeep of Municipal Head Office ...	3,51,418	2,25,276	53,707	72,435	1,34,122
D.—General Stores ...	4,48,770	3,20,451	81,551	46,768	3,89,571
E.—Miscellaneous Charges ...	12,23,324	6,89,331	4,39,497	94,496	2,66,834
F.—Election Expenses ...	20,80,170	13,37,585	6,82,892	59,693	38,247
G.—New Works ...					18,359
H.—Provident Fund Pension etc. Charges ...	12,12,781	7,74,082		4,38,699	5,20,105
I.—Debt Charges ...	5,65,982	4,86,506	9,896	69,580	
	1,25,45,411	95,39,628	19,52,040	10,53,743	65,83,772
<i>Deduct—Proportion of General Superintendence chargeable to Water Works, Fire Brigade, Markets and Improvement Schemes Account and Education Fund Account</i> ...	35,17,081	30,64,351	6,00,817	Cr. 1,48,087	18,00,111
	90,28,330	64,75,277	13,51,223	12,01,830	47,83,661
II.—Water Works.—					
A.—Maintenance ...	78,66,834	50,59,310	19,18,441	8,89,083	45,12,307
B.—Income Tax on income derived by the Municipality for supply of water to areas outside Municipal Jurisdiction ...	55,330	21,422		33,908	Cr. 4,293
C.—Provident Fund and Pensions etc., charges ...	3,79,212	3,23,012		56,200	2,95,387
D.—Proportion of General Supervision and Collection of Revenue etc. ...	14,79,085	12,74,237	2,51,277	Cr. 46,429	9,62,204
E.—New Works ...					25,607
F.—Debt Charges ...	2,38,27,924	2,20,59,335	5,15,925	12,52,664	1,99,27,342
G.—Provision for Equilisation of Debt charges. ...	12,49,365	12,49,365			24,98,730
	3,48,57,750	2,99,86,681	26,85,643	21,85,426	2,82,17,284
III.—Education (Primary).					
	Shown	etc.	XV—	Contribution	under
IV.—Museums & Libraries.					
A.—Victoria and Albert Museum ...	5,06,233	1,31,380	3,67,431	7,422	2,14,879
B.—Municipal Free Reading Rooms and Libraries ...	1,02,840	80,672	3,037	19,131	68,178
C.—Provident Fund Pension etc. charges ...	13,700	7,047		6,653	6,561
D.—Debt Charges ...	1,178	1,176	1	1	1,176
	6,23,951	2,20,275	3,70,469	33,207	2,90,794
V.—Public Health Department.					
A.—General Superintendence—					
(a) General Supervision	16,27,503	13,67,667	1,74,285	85,551	12,98,701
(b) Epidemics	5,17,597	4,01,296	84,408	31,893	3,74,232
(c) Vaccination	4,48,635	2,41,327	1,79,314	27,994	1,91,492
(d) Malaria and Insecticides	10,27,306	8,02,458	1,63,457	61,391	7,34,212
(e) Miscellaneous	8,15,178	4,35,271	2,40,718	1,39,189	3,53,280
(f) Licensing of Dogs	63,437	57,801	2,645	2,991	52,547
	44,99,656	33,05,820	8,44,827	3,49,009	30,04,464
B.—Supply of Milk to un-nourished needy Children attending Municipal Schools ...	13,19,205	8,32,149	2,46,595	2,40,461	13,10,346
C.—Provident Fund Pension etc. charges ...	4,09,500	3,10,025		99,475	2,91,423
D.—New Works ...					3,307
E.—Debt Charges ...	8,36,523	7,97,038	10,141	29,344	8,04,113
Census	1,00,163	57,790	1,000	41,373	
	71,65,047	53,02,822	11,02,563	7,59,662	54,13,653
Carried over Rs. ...	5,16,75,078	4,19,85,055	55,09,898	41,80,125	3,87,05,392

Appendix No. 4—(Contd.)
EXPENDITURE

Particulars.	Final grants sanctioned for expenditure during 1960-61.	Actuals for 1960-61.	FINAL GRANTS COMPARED WITH THE ACTUALS		Actuals for 1959-60.
			Amount required to be renewed in 1961-62.	Savings.	
1	2	3	4	5	6
Brought forward Rs. ...	Rs. 5,16,75,078	Rs. 4,19,85,055	Rs. 55,09,898	Rs. 41,80,125	Rs. 3,87,05,392
VI.—Medical Relief and Education.					
A.—Hospitals and Maternity Homes—					
(a) King Edward Memorial Hospital ...	56,71,333	42,71,794	8,41,132	5,58,407	39,70,446
(b) L. T. Municipal General Hospital, Sion ...	29,93,723	24,89,529	2,18,833	2,85,361	20,28,511
(c) B.Y.L. Nair Charitable Hospital ...	25,87,938	20,30,473	1,83,248	3,74,217	17,54,391
(d) Infectious Diseases Hospitals ...	65,73,793	51,06,883	8,41,197	6,25,713	42,91,568
(e) Bombay Municipal Corporation Dr. Bhajekar Hospital ...	1,32,810	90,911	28,741	13,158	87,529
(f) Maternity Homes ...	9,78,305	6,82,508	2,51,554	44,243	4,80,978
(g) Maternity & Children Welfare Service ...	1,44,826	1,03,803	33,627	7,396	94,764
	1,90,82,728	1,47,75,901	23,98,332	19,08,495	1,27,08,186
B.—Dispensaries—					
(a) Dispensaries for out-patients ...	7,73,867	5,25,097	1,76,768	72,002	4,92,961
(b) Dispensary for combating Venereal Diseases ...	1,88,022	1,43,991	28,377	15,654	1,13,114
(c) Mobile Dispensaries in the City ...	19,800	19,800	19,800
(d) Provident Fund, Pensions etc. Charges	31,402
	9,81,689	6,88,888	2,05,145	87,656	6,57,277
C.—Medical and Nursing Assistance to Poor People in their Homes ...	7,031	950	1,000	5,081	961
D.—Family Planning Clinics ...	55,697	30,471	21,333	3,893	24,159
E.—Medical Education—					
(a) Gordhandas Sunderdas Medical College ...	12,21,099	9,50,490	1,10,788	1,59,821	8,35,566
(b) Topiwalla National Medical College ...	10,28,157	6,57,008	2,38,500	1,32,649	5,61,957
(c) Nair Hospital Dental College ...	7,57,899	4,21,798	1,02,839	2,33,262	3,34,214
	30,07,155	20,29,296	4,52,127	5,25,732	17,31,737
F.—Statutory Contribution to Government Medical Institutions ...	4,14,502	4,14,500	1	1	4,14,500
G.—Clinic for treatment of Leprosy Cases ...	2,23,925	78,852	1,26,910	18,163	98,612
H.—New Works	70,926
I.—Providing a convalescent home of 120 beds with equipment and Staff quarters at Parel ...	1,584	1,546	38	...	451
J.—Debt Charges ...	28,05,687	22,30,597	87,030	4,88,060	16,60,408
K.—Construction of a Building for full-fledged outpatients Deptt. at M.G.H. Sion. ...	13,34,604	7,35,758	5,98,845	1	4,86,145
L.—Grant in aid ...	16,19,800	10,79,579	5,02,635	37,586	11,28,252
Provident, Fund Pension etc. charges ...	6,06,730	4,01,211	...	2,05,519	...
	3,01,41,132	2,24,67,549	43,93,396	32,80,187	1,89,81,614
VII.—Street Cleansing and Conservancy, Road Watering and Halalkhore Service.					
A.—Street Cleansing and Conservancy—					
(a) Superintendence and Inspection ...	11,49,641	9,61,469	1,54,106	34,066	9,06,421
(b) Veterinary ...	90,314	50,037	13,778	26,499	45,454
(c) Gully Flushing ...	4,82,163	4,22,363	39,860	19,940	3,58,761
	17,22,118	14,33,869	2,07,744	80,505	13,10,636
B.—Collection, Loading, Removal and Disposal of Town Refuse—					
(i) Collection of Town Refuse—					
(a) Scavenging ...	61,37,196	55,72,796	3,46,117	2,18,283	48,65,828
(b) Road Scraping and Road watering ...	4,34,497	3,85,905	44,484	4,108	3,40,960
(ii) Removal of Town Refuse to Mahalaxmi Siding—					
(a) Bullock Traction ...	4,41,875	3,18,997	83,792	39,086	3,39,253
(b) Motor Traction ...	23,31,646	21,40,483	1,32,717	58,446	14,76,186
(iii) Loading of Refuse at Mahalaxmi Siding for Transport to Deonar ...	43,44,854	32,60,324	6,48,724	4,35,806	24,22,423
(iv) Disposal of Town Refuse—					
Transport of Refuse from Mahalaxmi Siding to Deonar by Train ...	12,21,402	7,88,531	1,39,937	2,92,934	11,25,095
	1,49,11,470	1,24,67,036	13,95,771	10,48,663	1,05,69,745
C.—Road Watering ...	726	726	385
D.—Halalkhore Service—					
(a) Cleansing and Sanitation ...	25,74,315	18,82,607	3,28,851	3,62,857	16,98,649
(b) Transport—					
(1) Bullock Traction ...	99,372	68,181	26,085	5,106	70,564
(2) Motor Traction ...	1,69,275	1,19,042	30,763	19,470	1,01,633
(c) Pumping, Compressor Stations, Purification Works and Flood Gates ...					
(a) Inspection and Supervision ...	61,590	57,963	2,177	1,450	47,505
(b) Pumping Stations ...	9,76,653	5,51,403	2,05,502	2,19,748	6,82,736
(c) Compressor Stations and Flood Gates ...	4,14,804	2,59,714	86,155	68,935	3,18,667
(d) Purification Works ...	10,24,265	6,62,575	2,07,144	1,54,546	3,77,733
(d) Cleansing of Sewers, Street Connections and House Drains ...	34,74,683	23,04,311	5,33,635	6,36,737	21,00,937
(e) Proportionate cost on account of Collection charges of Halalkhore Tax, Supervision charges on Halalkhore Service & Cost of Water used for flushing Gullies, Privies etc. ...	3,11,550	3,10,914	12,682	Cr. 12,046	3,15,268
	91,06,507	62,16,710	14,32,994	14,56,83	57,13,692
E.—New Works—	83,975
F.—Provident Fund Pension etc. charges ...	10,11,423	8,98,838	...	1,12,585	7,53,993
G.—Debt Charges ...	41,40,579	34,97,800	32,425	6,10,354	32,15,148
	3,08,92,823	2,45,14,253	30,68,934	33,09,636	2,16,47,574
Carried over Rs. ...	11,27,09,033	8,89,66,857	1,29,72,228	1,07,69,948	7,93,34,580

Appendix No. 4—(Contd.)

EXPENDITURE

Particulars.	Final grants sanctioned for expenditure during 1960-61.	Actuals for 1960-61.	FINAL GRANTS COMPARED WITH THE ACTUALS		Actuals for 1959-60.
			Amount required to be renewed 1961-62.	Savings.	
	2	3	4	5	6
Brought forward ...	Rs. 11,27,09,033	Rs. 8,89,66,857	Rs. 1,29,72,228	Rs. 1,07,69,948	Rs. 7,93,34,580
VIII.—Roads, S. W. Drains and Public Lighting.					
A.—General ...	5,35,844	4,31,083	69,432	35,329	3,94,625
F.—Maintenance of Roads ...	58,79,128	40,35,761	6,44,116	11,99,251	33,38,787
C.—Public Lighting ...	32,49,228	26,56,203	4,03,772	1,89,253	24,13,296
D.—Maintenance of S. W. Drains ...	8,74,493	1,22,204	3,25,130	4,27,159	53,183
E.—Rebate on account of the compounded Wheel Tax ...	28,344	25,684	316	2,344	20,656
Expenditure other than Establishment in Connection with reorganisation Scheme ...	13,959	13,959	7,825
G.—New Works	63,290
H.—Debt Charges ...	38,10,197	26,93,700	48,193	10,68,302	27,97,654
I.—Treating with 3" of asphaltic concrete surfaces of different Roads in the City ...	7,22,147	16,759	1,077	7,04,311	3,80,546
F.—Provident Fund Pension etc. charges ...	3,48,800	1,86,150	...	1,62,650	1,64,732
Proportionate cost of collection of wheel Tax ...	92,689	90,395	8,403	Cr. 6,109	...
J.—Traffic ...	17,230	...	17,230
	1,55,72,059	1,02,71,898	15,17,671	37,82,490	96,34,594
IX.—Mechanical.					
A.—Mechanical Engineer's Office Establishment—					
(a) M. E.'s Office Establishment ...	5,00,471	3,61,192	72,759	66,520	2,90,868
(b) Transport ...	1,63,617	90,892	51,547	21,178	82,247
B.—Provident Fund Pension etc. charges ...	6,64,088	4,52,084	1,24,306	87,698	3,73,115
	59,800	37,560	...	22,240	37,622
C.—New Works	5,541
D.—Debt Charges ...	1,34,597	72,849	119	61,629	74,594
	8,58,485	5,62,493	1,24,425	1,71,567	4,90,872
X.—Buildings, Land Acquisition and Management.					
A.—City Engineer's Central Office Establishment ...	5,59,421	4,49,146	39,558	70,717	6,10,331
B.—Inspection and Supervision of Private Buildings ...	9,02,605	6,83,620	1,01,624	1,17,361	6,69,511
C.—Removal of Stall-boards in the City ...	7,538	4,973	1,672	893	4,688
D.—Architectural ...	2,40,012	1,78,731	53,465	7,816	2,77,811
E.—Land Acquisition and Management ...	7,61,714	3,34,577	1,58,038	2,69,099	2,25,426
F.—Inspection and Supervision of Factories ...	79,047	60,868	7,196	10,933	66,044
	25,50,337	17,11,915	3,61,553	4,76,869	18,53,811
Deduct—Proportionate share of cost of Establishment, and Supervision chargeable to Improvement Schemes Account ...	2,42,224	87,950	1,54,000	274	1,09,643
	23,08,113	16,23,965	2,07,553	4,76,595	17,44,168
G.—New Works	2,93,568
H.—Debt Charges ...	16,54,327	13,30,534	40,679	2,83,064	10,95,018
Lump sum Provision for granting improvement subsidies to building owners in approved ones ...	75,000	...	75,000
Provident Fund, Pension etc. charges ...	3,01,445	2,31,536	...	69,909	...
	43,38,885	31,86,085	3,23,232	8,29,568	31,32,754
XI.—Fire Brigade.					
A.—Maintenance ...	16,96,260	13,51,646	2,06,672	1,37,942	11,36,320
B.—Provident Fund and Pensions, etc., charges ...	3,24,515	2,05,469	...	1,19,046	1,90,817
C.—Proportion of General Supervision and Collection of Revenue ...	1,08,642	97,390	19,516	Cr. 8,264	78,693
D.—New Works	6,251
E.—Debt Charges ...	3,98,258	2,50,542	3,711	1,44,005	2,59,430
	25,27,675	19,05,047	2,29,899	3,92,729	16,71,511
XII.—Licensing, Removal of Encroachments on Public Streets and Administration of Shops and Estt. Act 1948 and Theatre Tax					
A.—Licensing Establishment ...	4,13,979	3,53,456	32,849	27,674	3,79,837
B.—Removal of Encroachments on Public Streets ...	3,09,303	2,35,516	54,028	19,759	2,45,081
C.—Administration of Shops and Establishment Act 1948 ...	2,60,953	2,40,993	12,387	7,573	2,46,436
D.—Administration of Theatre Tax ...	21,637	13,651	3,992	3,994	20,554
E.—New Works	12,014
F.—Debt Charges ...	32,833	5,810	...	27,023	4,828
Provident Fund, Pension etc. charge ...	1,35,300	1,11,741	...	23,559	...
	11,74,005	9,61,167	1,03,256	1,09,582	9,08,750
Carried over Rs	13,71,80,142	10,58,53,547	1,52,70,711	1,60,55,884	9,51,73,061

Appendix No. 4—(Concl.)

EXPENDITURE

Particulars.	Final grants sanctioned for expenditure during 1960-61.	Actuals for 1960-61.	FINAL GRANTS COMPARED WITH THE ACTUALS		Actuals for 1959-60.
			Amount required to be renewed in 1961-62.	Savings.	
1	2	3	4	5	6
Brought forward Rs. ...	Rs. 13,71,80,142	Rs. 10,58,53,547	Rs. 1,52,70,711	Rs. 1,60,55,884	Rs. 9,51,73,061
XIII.—Gardens and Open Spaces.					
A.—Gardens—					
(a) Victoria Gardens	7,98,066	5,76,459	1,69,115	52,492	5,20,079
(b) Miscellaneous Gardens, Open Spaces, Band Stands, etc.	4,46,957	3,41,737	85,662	19,558	2,80,324
B.—New Gardens, Recreation Grounds, etc.	12,45,023	9,18,196	2,54,777	72,050	8,00,403
C.—Roadside Trees & Benches	56,890	14,402	27,350	15,138	11,700
D.—Open Air Theatre at Victoria Gardens	85,208	73,682	8,460	3,066	63,525
E.—New Works	35,242	6,365	18,762	10,115	4,329
F.—Debt Charges	5,46,216	4,60,098	1,438	84,680	52,813
G.—Provident Fund Pension etc. charges	61,400	43,414	...	17,986	3,15,762
	20,29,979	15,16,157	3,10,787	2,03,035	41,788
XIV.—Markets and Slaughter Houses.					
A.—Markets and Slaughter Houses—					
(a) Central Office	1,15,006	99,297	7,099	8,610	91,951
(b) Municipal Markets	13,69,298	9,68,781	2,74,646	1,25,871	8,78,807
(c) Slaughter Houses	8,53,575	6,72,663	1,31,613	49,299	6,15,345
(d) Private Markets	64,864	55,939	4,844	4,081	53,237
(e) Refrigerator at A. C. Market	76,747	39,329	16,819	20,599	30,092
B.—Provident Fund and Pensions, etc., charges	24,79,490	18,36,009	4,35,021	2,08,460	16,69,432
C.—Proportion of General Supervision	98,900	83,639	...	15,261	79,028
D.—New Works	1,68,512	1,33,368	42,680	Cr. 7,536	89,418
E.—Debt Charges	3,15,045	1,87,855	1,519	1,25,671	12,210
	30,61,947	22,40,871	4,79,220	3,41,856	2,27,052
XV.—Contribution to—					
(a)—Budget 'B' under Sec. 125 (2)(d) of the B.M.C. Act.	48,08,288	47,27,647	...	80,641	47,44,009
(b)—Budget 'D' under Sec. 123 (B) (2) of the B.M.C. Act.	14,65,941	14,65,941	17,40,807
(c)—Budget 'E' under Sec. 126 (C)(c) of the B.M.C. Act.	1,20,20,720	1,18,18,468	...	2,02,252	1,15,64,319
(cc)—Special Contribution to Budget 'E' under Sec. 126(c-1) of the B.M.C. Act	4,27,000	4,27,000	4,15,000
(d)—Budget 'F' under Sec. 123 (B)(2) of the B.M.C. Act	6,89,854	6,89,854	4,35,202
(e)—Fines Fund Welfare Fund—					
(i) Fines Fund	94,393	86,886	...	7,507	1,16,254
(ii) Welfare Fund
	1,95,06,196	1,92,15,796	...	2,90,400	1,90,15,591
Total	16,17,78,264	12,88,26,371	1,60,60,718	1,68,91,175	11,75,56,112

Appendix No. 4-A.

Statement showing details of Expenditure incurred on New Works during the year 1959-60 and 1960-61.

	Expenditure upto 31-3-1960.	Expenditure during the year 1960-61.	Total Expenditure upto 31-3-1961.
	Rs.	Rs.	Rs.
I.—General Supervision, Collection of Revenue, etc.			
Works completed (as per Report for 1959-60) ...	1,41,678	...	1,41,678
Providing collapsible iron doors for Paymasters Section in C.A.'s Office at Municipal Head Office Building ...	46	690	736
Providing a counter for receiving payments at A Ward Office of A. & C.'s Department	246	246
Providing water taps in the rooms of the Staff of the M. G. M. O. Swimming Pool at Shriviji Park	443	443
Consolidating and concreting the front portion of the compound at M. G. M. O. Swimming Pool	13,859	13,859
Improving water supply at Municipal Printing Press	3,939	3,939
Providing water connection at Mulund Town Duty Chowky	1,955	1,955
Providing electric installation at Mulund Town Duty Chowky	294	294
Providing new conference type sound system equipment in B. M. C. Hall	13,396	13,396
Providing a compound wall of brick masonry and R.C.C. Jali demarcating C. S.'s Office compound and H. E.'s Office compound at central Stores	1,339	1,339
Provision of the power plugs in the bungalow at Controller of Stores	8	8
Providing washing places with drainage arrangement in yard Nos. 1 and 2 at Controller of Stores, DeLisle Road	497	497
Total, I.—General Supervision, etc ...	1,41,724	36,666	1,78,390
II.—Water Works.			
Works completed (as per Report for 1959-60) ...	4,01,338	...	4,01,338
Providing electric lights for staff quarters at Sion ...	1,065	203	1,268
Providing silting out place at Powai Park ...	17,526	307	17,833
Additions and alterations to the existing bungalow at Tansa ...	2,528	403	2,931
Providing fencing along main dam at Powai ...	1,459	5,913	7,372
Protecting slopes of Veihar Hill adjoining hill top bungalow ...	2,732	1,118	3,850
Providing Children's apparatus in the Powai Park ...	1,610	2,525	4,135
Reconstructing the automatic level recording room at Powai	363	363
Providing W. C. block in Powai Park	8,004	8,004
Providing a 12' Hume pipe drain at Mile 18/0 from Chinchavali to a culvert	929	929
Providing dry stone pitching for the portion of Vihar Hill near Intake Tower	5,615	5,615
Providing a covered drain for wash water from Tulsi Filters	736	736
Raising the hind wall at Veihar Spill Way	508	508
Conversion of septic tanks at Tansa for Staff quarters	536	536
Providing a toe wall at Powai Park	141	141
Construction of a boat Engine shed at Tansa	134	134
Total, II.—Water Works ...	4,28,258	27,435	4,55,693
V.—Public Health Department			
Works completed (as per Report for 1959-60) ...	80,736	...	80,736
Providing 3' barbed wire fencing in the compound of Central Vaccine Department	76	76
Construction of a shed with Manglore tiled roof between the existing shed and Sion Hindu Cemetery	1,645	1,645
Providing * iron stands of two pyes at tank Bunder Hindu Cemetery	92	92
Providing two additional W. Cs. for quarters C. V. Depot, Parel	138	138
Total, V.—Public Health Department ...	80,736	1,951	82,687
Total Carried forward ...	6,50,718	66,052	7,16,770

APPENDIX No. 4 A—Contd.

	Expenditure upto 31-3-1960	Expenditure during the year 1960-61	Total Expenditure upto 31-3-1961
	Rs.	Rs.	Rs.
Total Brought over ...	6,50,718	65,052	7,16,770
VI—Medical Relief and Education.			
Works completed (as per Report for 1959-60)	6,50,195	...	6,50,195
Providing necessary wiring for 1,000 M.A. X-Ray machines and rearranging all the Power Circuits and lighting circuits at the B. Y. L. N. Charitable Hospital ...	8,136	2,260	10,396
Providing 12" storm water drains opposite R. P. T. B. Hospital, ...	281	2,886	3,167
Providing canvass rollers in front of the verandah of the Maternity Home at Cadell Road	523	523
Providing new soil pan to the existing building; bath room and renewing basin on the first... floor on the Victoria Road Maternity Home.	724	724
Providing suction tank 1,000 gallons and pump unit at Dr. Bhajekar Hospital	2,149	2,149
Providing and fixing wooden partitions in the Gynae Examination Hall in the O. P. D. at K. E. M. Hospital	1,649	1,649
Construction of a tank in the verandah of Sterilizer room of Pathology Department at the L. G. M. G. H., Sion	535	535
Construction of a passage from Ambulance garage to the road leading to office structure at th L. T. M. G. H., Sion	966	966
Providing cement concrete pavement surrounding the new building No. 1 and levelling the open space at L. T. M. G. H. (Sion)	2,491	2,491
Providing lighting arrangement along the new passage at L. T. M. G. H. (Sion)	498	498
Providing and fixing permanent weather sheds over the window facing the west side of Ward No. 5 and 6 at the Annex Building of the B. Y. L. N. Charitable Hospital	1,802	1,802
Providing and fixing permanent weather sheds in front of Dispensary at the B. Y. L. N. Charitable Hospital	2,020	2,020
Providing necessary wiring, etc., at Dr. Venkatrao's Godown at the B. Y. L. N. Charitable Hospital	114	114
Providing and fixing permanent weather sheds over the windows facing the westside of the Wards Nos. 6, 7, 8 and Nurses' Quarters in the O.P.D. Annex Building of B. Y. L. N. Charitable Hospital	4,021	4,021
Carrying out additions and alterations in the installation of X-Ray apparatus at the B. Y. L. N. Charitable Hospital	459	459
Construction of a sanitary block for T.B. Clinic at Princess Street	6,787	6,787
Providing the height of the existing compound wall (south side), constructing a compound wall of sufficient height from the martuary block to the corner near Dhobi's quarters in the R.P.T.B. Hospital compound by removing the existing barbed wire fencing on concrete polls between the Government Housing Colony and extension works, etc.	10,242	10,242
Draining of water accumulating near Ward No. 18 at A. R. Hospital	544	544
Providing 3¾" water connection and additional storage tank of 400 gallons capacity at Nurses' Quarters of A. R. Hospital	34	34
Providing new connection for Ward No. 13 and 14 from the existing 3 mains in the compound of A. R. Hospital	131	131
Providing 2 additional lavatories and bath rooms in Ward No. 14 at A. R. Hospital	128	128
Providing inter communication telephone system in different wards at A. R. Hospital	17,527	17,527
Providing automatic inter telephone equipment with 50 lines at T. N. M. College and B. Y. L. Nair Charitable Hospital	24,150	24,150
Providing fixed glazed partition including doors on the partition wall in the Skin Department above the O. P. D. 1st floor at the K. E. M. Hospital	2,746	2,746
Construction of an additional floor over Nurses' and A. M. O.'s quarters at Convalscent Home, Parel	9,523	9,523
Construction of a shed with asbestos cement sheet roof for accommodating ten cars near the existing garage at K. E. M. Hospital	6,784	6,784
Constructing two additional bhatties for washing patients' linen near the Dhobi Ghat at the K. E. M. Hospital	2,161	2,161
Internal telephone connection to the departments of medicine and surgery at the K. E. M. Hospital	1,321	1,321
Constructing a catch pit chamber on the upstream side of the sewer trap Chamber in the house drain at K. E. M. Hospital	91	91
Providing one underground suction tank of 400 gallons caacity and connecting the feeding line of the overhead tanker to the existing pump delivery line and providing Sluice Valve at 4" and 6" near pump house at G. S. M. College	435	435
Providing automatic Switch arrangement for water pump at R. P. T. B. Hospital	404	404
Total VI—Medical Relief etc. ...	6,58,612	51,06,105	7,64,717
Total—Carried forward ...	13,09,330	1,72,157	14,81,487

APPENDIX No. 4A—Contd.

	Expenditure upto 31-3-1960.	Expenditure during the year 1960-61.	Total Expenditure upto 31-3-1961.
	Rs.	Rs.	Rs.
Brought over ...	13,09,330	1,72,157	14,81,487
VII—Street Cleansing and Conservancy, etc.			
Works completed (as per Report for 1959-60) ...	23,03,709	...	23,03,709
Providing cement concrete platform for sammee trailers at Sun Mill Cross Lane and Lady Hardinge Road and Null Gully Mahim, Ferguson Road ...	4,815	20	4,835
Construction of a washing place for tenements behind Arthur Road Jail ...	376	264	640
Electrification of Shroff Wadi Chawls in the Compound of the Land Car marked for Extension at D. P. Works ...	149	130	279
Providing 12 Nos. of poles of water tight type of angles reflection with weather proof overhead mains for the road leading to the ground from inside Dharavi Purification Plant	5,995	5,995
Providing and fixing pegs in cow and goats shed	425	425
Providing and fixing one direct tap in each of the bath rooms on all floors in Chawl Nos. 3 and 4, Valpakhadi Chawls of Conservancy Branch	1,081	1,081
Providing separate chamber and teak wood shelves on the first floor of E/East Ward Office	598	598
Repairs to the passage leading to the privies at the Punjabi refugee camp at Sion Koliwada	950	950
Extending the office premises of G/South Drainage Ward Office at 381, DeLisle Road	1,551	1,551
Providing collapsible gate for Wadala Pumping Station	328	328
Providing W. C. block for staff at V. G. A. C. Station	565	565
Providing and fixing two expanded metal partitions with Flap doors at Colaba Air Compressor Stations	392	392
Providing a garage for accommodating two lorries at D. P. Works	6,889	6,889
Laying fuel mains for gas connections providing and fixing 6" dia. gas mains	6	6
Providing a brick masonry room for the gas meter from digestion tank at D. P. Works	1,324	1,324
Providing compound wall for the staff quarters at Dharavi P. Plan	5,691	5,691
Providing permanent weather sheds in the verandahs and to the windows in the staff quarters at Dharavi Purification Plant	2,986	2,986
Electrification of Prabhadevi 144 tenements and DeLisle Road Biggaries Chawls	16,165	16,165
Providing and fixing one 9" sluice valves at Biological installation, Banganga, Walkeshwer	871	871
Providing lighting arrangements at Municipal Chawls, Offices and Public Conveniences in the City	20	20
Providing cement concrete passage 6' wide leading to Final settlement tank at Dharavi Purification Plant	2,068	2,068
Providing C.I. Sheet in the compound of Dadar Purification Works for keeping implements of E. E. Drainage Office	1,002	1,002
Providing fluorescent light in G/south Drainage Ward Office at 38', DeLisle Road	266	266
Total—VII—Street Cleansing etc. ...	23,09,049	49,587	23,58,636
VIII—Roads, S. W. Drains, etc.,			
Works completed (as per Report 1959-60) ...	11,18,165	...	11,18,165
Reserve for petty drainage works ...	2,10,940	8,231	2,19,171
Construction of a 15' passage from Jerbai Wadia Road to Bhoiwada Hindu Cementry ...	17,348	131	17,479
Construction of sanitary conveniences at three different sites for Hanuman Nagar, and Gopal Nagar at Globe Mill passage ...	5,997	952	6,949
Concreting the passage leading to Caramkhada Market opposite Parel Chawl Road, Lalbaug	16,257	16,257
Encroachment on Municipal Road by a Temple at the junction of South Street and Haines Road	36	36
Construction of a store shed at Asphalt Plant, Worli	10,708	10,708
Construction of a permanent structure for accommodating office at A. E. (I and II)	935	935
VIII—Roads, S. W. Drains etc. C. F. ...	13,52,450	37,250	13,89,700
Total—Carried forward ...	35,18,379	2,21,744	38,40,123

APPENDIX No. 4A—Contd.

	Expenditure upto 31-3-1960	Expenditure during the year 1960-61	Total Expenditure to 31-3-1961
	Rs.	Rs.	Rs.
Brought over ...	36,18,379	2,21,744	38,40,123
VIII—Roads, etc. Brought over ...	13,52,450	37,250	13,89,700
Providing electric lighting in the compound at Asphalt Plant, Worli	4,251	4,251
Providing two additional W. C.s with tap at Hanuman Nagar off Globe Mill Passage behind Century Mills	107	107
Providing barbed wire fencing and construction of a shed for office of A. E. (I and II)	310	310
Demolishing the W. C. block and reconstructing the same with R.C.C. Slab at Gujar Street Ward Office	240	240
Construction of Retaining wall at King Edward Road	4	4
Providing electric lighting in the office and compound at Sewri Crusher O. S's Office	1,234	1,234
Laying (1) 24" dia. pipe S.W. Drainage connection for picking up rain water from Badhvar Park Colaba and (2) 15" dia. pipe storm drain to pick up storm water from 4th Pasta Lane in the portion of Wodehouse Road to be concreted	9,190	9,190
Extension of Merry Weather Road to south to meet Arthur Road	2,493	2,493
Covering storm water channel from the Globe Mill Passage to the confluence of the two Channels near Century Mills	19,656	19,656
Total VIII.—Roads, S. W. Drains etc. ...	13,52,450	74,735	14,27,185
IX.—Mechanical.			
Works completed (as per Report for 1959-60) ...	89,904	...	89,904
Providing water closet on the ground floor of the Northwing of the Municipal Workshop Building	1,126	1,126
Total IX.—Mechanical ...	89,904	1,126	91,030
X.—Buildings, Land Acquisition, etc.			
Works completed (as per Report for 1959-60) ...	14,97,389	...	14,97,389
Providing housing accommodation comprising 64 tenements for Municipal staff at Maratha Hospital ...	3,47,367	284	3,47,651
Providing housing accommodation to Municipal Staff at (1) Gilder Lane, (2) Elephinstone Road Market and (3) Surya Cinema ...	3,77,971	5,170	3,83,141
Providing barbed wire fencing around municipal land in rear of Pathare Mansion, Mahim	393	393
Providing 10' wide Asphalt passage in 30' wide Triangle in side Shivaji Park	5,351	5,351
Semi-grouting passages 10' wide at 32 tenements at Chinchpokli	7,849	7,849
Demolishing the W.C. block and reconstructing the same with R.C.C. slabs at Gujar Street Ward Office	1,890	1,890
Total X.—Buildings, Land Acquisition and Management ...	22,22,727	20,937	22,43,664
XI.—Fire Bridge.			
Works completed (as per Report 1959-60) ...	1,79,916	...	1,79,916
Providing nahanis in the rooms at Firemen's quarters at Mandvi Fire Station ...	343	102	445
Providing R.C.C. suction tanks with Messrs. Dockyard Electric pump hose and C.I. connection pipes at Worli Fire Station	1,615	1,615
Construction of 4 living rooms for Firemen at Worli Fire Brigade Station	22,481	22,481
Providing weather sheds and X. P. M. frames and repairs to cement concrete flooring at Memonwada Fire Station	1,881	1,881
Providing permanent weather sheds to quarters (front and rear sides) at Worli Fire Station	1,404	1,404
Providing R.C.C. Tank with Electric Pump house, etc., at Worli Fire Station	8	8
Total XI.—Fire Brigade ...	1,80,259	27,491	2,07,750
XII.—Licensing, Removal of Encroachments, etc.			
Works completed (as per Report for 1958-59) ...	33,126	...	33,126
Demolishing the W.C. block and reconstructing the same with R.C.C. slab, etc., at Gujar Street Ward Office	1,891	1,891
Total XII.—Licensing, etc. ...	33,126	1,891	35,017
Total—Carried over ...	74,96,845	3,47,924	78,44,769

APPENDIX No. 4 A—Concl'd.

	Expenditure upto 31-3-1960	Expenditure during the year 1960-61	Total Expenditure upto 31-3-1961
	Rs.	Rs.	Rs.
Brought over ...	74,96,845	3,47,924	78,44,769
XIII.—Gardens and Open Spaces.			
Works completed (as per Report for 1958-59) ...	4,11,502	...	4,11,502
Extension to the Sanitary blocks for Males near lion's cage in the Victoria Gardens ...	7,957	708	8,665
Providing a raised platform with hedge to serve as a band stand and electric installation to relay music programme at Haji Ali Park, Mahalaluxmi	3,173	3,173
Providing permanent shed in the deer enclosure in the Victoria Gardens	9,230	9,230
Providing lighting indicator in the Clock on the tower at Victoria Gardens	851	851
Providing two fountains for visitors in the Victoria Gardens	1,911	1,911
Providing ornamental fencing at Khodadad Circle, Dadar	945	945
Providing lights at Victoria Gardens	1,307	1,307
Providing electric installation in the Mice house in Victoria Gardens	1,071	1,071
Providing permanent pond in the existing rhino enclosure in the Victoria Gardens	3,268	3,268
Providing a garden with play apparatus on the stable site at Islampura night soil depot	820	820
Providing a sliding chute at Jacob Circle	23	23
Providing a sliding chute at Nowrojee Hill Garden	165	165
Providing a sliding chute at Mastan Tank Garden	8	8
Providing a sliding chute at Sion Garden	13	13
Providing a gate at DeLisle Road	3	3
Providing a gate at King's Circle Gardens	86	86
Providing wooden benches at King's Circle	3,612	3,612
Providing play apparatus at Tadwadi	801	801
Providing a gate at Bhoiwada	359	359
Providing play apparatus at 2nd Peerkhan Road	1,390	1,390
Providing 4 iron gates at King's Circle Gardens	555	555
Providing a sliding chute at Jacob Circle	590	590
Providing sliding chute and one deouble bar at the Garden at Nowrojee Hill Road BNo. 15	621	621
Providing trees on new Queen's Road and other roads in Churchgate area	816	816
Providing wall for rockers hutside worli Top Carden	1,331	1,331
Providing 2 sliding chutes at Sion Garden	78	78
Providing gate for the old stable site at the junction of the DeLisle Road and Arthur Road	376	376
Providing 1½" connection wide 1½" sized mains tyoe under ground hydranst at the recreation ground at Tank Road, Byculla	1,060	1,060
Total, XIII—Gardens, etc. ...	4,19,459	35,171	4,54,630
XIV.—Markets and Slaughter Houses.			
Works completed (as per Report for 1959-60) ...	2,61,250	...	2,61,250
Providing a door for beef wholesale section at A. C. Market	809	809
Providing two iron gates at G. M. C. Market	30	30
Electrification Pedder Road Market	12,711	12,711
Providing H. P. Mercury Vapour lamp at Gopi Tank Market	632	632
Paving of portion of footpath for the proposed temporary structure of Beef Section of A.C. Market	2,616	2,616
Total XIV.—Markets and Slaughter Houses ...	2,61,250	16,798	2,78,048
Total—New Works ...	81,77,554	3,99,893	85,77,447

Appendix No. 5

Revenue Account Balance Sheet as at 31st March 1961.

LIABILITIES.	Rs.	nP.	ASSETS.	Rs.	nP.
Debts—			Cash at Bank	1,74,64,720	51
Due on Cash Bills Outstanding Account	55,787	90	Cash in Office	75,38,005	62
.. Cheques payable	34,86,231	98	Municipal Loans—Interest warrants Payable Account	2,16,908	30
.. Stores purchased, Outstanding Accounts	7,92,214	77	B. I. Trust Loans—Interest warrants Payable Account	9,569	30
.. Outstanding Charges for 1960-61 and previous years	1,60,60,718	00	Interest on B. I. Trust Loans Payable Account	10,408	96
.. Outstanding Charges on account of Interest accrued but not paid (Vide details shown in Appendix No. 14-E)	17,92,692	91	Interest Receivable Account	16,240	00
.. Debt charges Equalization Fund (Vide Appendix 14E (I))	61,70,844	03		2,52,55,852	69
Improvement Schemes—			Debts—		
Contribution falling due in 1961-62	50,32,340	00	Due for Stores sold	Cr. 56,77,416	16
Deposits in Cash and Public Securities from Contractors and private parties (Vide details shown in Appendix No. 14-C)	5,91,09,244	22	Stock—(Vide Appendix No. 14-D)		
	9,25,00,073	81	Stock (Reserve Stores)	43,52,468	23
Public Monuments Maintenance Fund (vide details shown in Appendix No. 16-B)	1,78,481	34	Stock (Reserve Stores) Foras Road Depot	3,59,862	99
Endowments Fund (vide details shown in Appendix No. 16-C)	10,60,906	77	Line Suspense Account	88,705	31
	12,39,388	11		48,01,036	53
Stock Account—			Capital Stores—		
Capital Purchases Account	Dr. 2,34,593	29	Stock	61,76,451	28
Stock Adjustment Account	565	49	Stock (Foras Road Depot.)	10,037	63
	Dr. 2,34,027	80		61,86,488	91
Special Funds as at 31st March 1960—			Plant and Machinery	23,51,189	96
Municipal Fire and Accident Insurance Fund	23,05,854	69	Advances, Recoverable—(Vide Appendix No. 14-A)		
Net Premia Fund	52,46,056	27	Departmental Works	81,91,450	64
Provident Fund	8,99,35,817	13	Private Works	18,50,003	67
Fines Fund	...		Asphalt Plant Crushers, etc.	57,88,283	43
Plant and Machinery Depreciation Fund	30,66,852	46	Municipal Officers	1,82,063	95
Hospital Fund	19,03,392	66	Sundries—Miscellaneous—Advances	1,40,91,756	76
K. E. M. Hospital and G. S. M. College Equipment Fund	1,00,273	90	Municipal Tenderers, Contractors, etc.	Cr. 5,182	05
G. S. M. College and K. E. M. Hospital Research Fund	1,81,230	35	Purchase of Coal	6,55,970	32
Fidelity Guarantee Insurance Fund	1,93,200	29	Purchase of Petrol	...	
Welfare Fund	41,026	45		3,07,54,281	72
Land (Reclamation and Acquisition) Fund	56,97,969	98	Deposits in G. P. notes with Central Ry. and with D. G. S. New Delhi	345,000	00
	10,86,71,674	18	Advances out of Special Funds—(Vide Appendix No. 14-B)		
Suspense Account—			Advances from Plant and Machinery Depreciation Fund for Levelling, Metalling etc., Private Streets	5,73,659	71
Balance of Proceeds of Rs. 2 Crores Loan for Capital works of the B. E. S. & T. Undertaking	10,618	39	Amount advanced from Net Premia Fund for the purchase of Plant and Machinery for the Municipal Printing Press	61,697	26
	† 10,618	39	Advances for meeting Capital Expenditure from:—		
Carried Forward	20,21,87,726	69	Municipal Fire and Accident Insurance Fund	6,76,498	75
			Plant and Machinery Depreciation Fund	8,46,425	84
			Net Premia Fund	18,48,734	66
			K. E. M. Hospital & G.S.M. College Research Fund...	56,863	50
			.. Equipment Fund	6,994	43
			Hospital Fund	6,02,233	09
			Land (R & A) Fund	7,48,163	63
				54,21,270	87
			Deposits in Public Securities—		
			With the State Bank of India	43,25,870	00
			In Office	7,24,060	00
				50,49,930	00
			Carried Forward	7,44,87,634	52

† Amount being the Cash in respect of B. E. S. & T. Committee.

Appendix No. 5.—(Concl'd.)

LIABILITIES.	Rs.	nP.	ASSETS.			Rs.	nP.
Brought forward ...	20,21,87,726	69	Brought forward ...			7,44,87,634	52
Surplus Revenue Fund as per Appendix No. 2.	4,75,93,486	09	Investments— Special Funds.*	In securities.	Deposits in Cash, Call fixed & Current a/c.		
				Rs.	nP.	Rs.	nP.
			Municipal Fire and Accident Insurance Fund ...	4,70,396	25	11,58,959	69
			Net Premia, etc., on different Municipal Loans ...	16,41,790	75	16,93,833	60
			Provident Fund ...	8,99,35,749	10	68	03
			Plant and Machinery Depre- ciation Fund ...	16,46,559	75	207	16
			Hospital Fund ...	1,19,600	00	11,81,559	57
			K.E.M. Hospital and G.S.M. College Equipment Fund...	93,223	75	55	72
			G. S. M. College and K. E. M. Hospital Research Fund ...	31,400	00	92,966	85
			Fidelity Guarantee Insu- rance Fund ...	8,602	82	1,84,597	47
			Land (Reclamation and Ac- quisition) Fund ...	3,12,548	49	46,37,257	86
			Welfare Fund ...	41,000	94	25	51
				9,43,00,871	85	89,49,531	46
			Investment of Surplus moneys in Public Securities.				
			3% Conversion Loan 1946† **.	36,877	14	...	36,877
			Public Monuments Main- tenance Fund.				
			(Vide Appendix No. 16-B) ...	1,78,389	34	92	00
			Endowments Fund.				
			(Vide Appendix No. 16-C) ...	10,60,838	23	68	54
			In Securities— Surplus Fund.	Face value.	Book value		
			4% Bombay State Dev. Loan 1971 ...	1,44,400	1,44,400	00	
			4% B. M. Debentures ...	3,28,500	3,27,706	50	
			3½% Do. ...	23,97,300	23,97,300	00	
			3½% Do. ...	1,35,200	1,31,182	75	
			3% Do. ...	2,71,000	2,71,030	00	
			2½% U.P. Z. A. C. Bonds ...	7,50,000	2,41,271	66	
			3% Conversion Loan 1946 ...	2,21,000	2,22,081	69	
			4½ B. M. Debentures ...	90,60,700	90,60,700	00	
			3¾% B. M. Debentures ...	41,400	41,400	00	
			4% B. I. T. Debentures ...	69,400	66,427	50	
			4% Calcutta Port Trust Debrs.	26,900	26,294	75	
			4% Loan 1980 ...	35,800	35,764	20	
				1,34,81,600	1,29,65,529	05	
			In cash, fixed, call and current a/c. Deposits ...		5,78,01,380	65	
						7,07,65,909	70
Total ...	24,97,81,212	78	Total ...	10,85,42,505	61	6,67,51,072	65
						24,97,81,212	78

* For Face, Purchase and Market Values of each kind of securities held in the Special Funds, please see Appendix No. 16.

† In respect of permanent deposits from lessees,

** Face Value of the securities is Rs. 39,400.

APPENDIX No. 6
Statement of Special Funds for 1960-61.

Municipal Fire and Accident Insurance Fund.*				Plant and Machinery Depreciation Fund.			
(Corporation Resolution No. 4572, dated the 4th October 1888, Corporation Resolution No. 4479, dated the 5th October 1914, Corporation Resolution No. 5408, dated the 21st September 1922, Standing Committee Resolution No. 3451, dated the 2nd July 1924, and Corporation Resolution No. 13888, dated the 18th February 1926).				(Corporation Resolution No. 5533 of 1st September 1924).			
Dr.		Cr.		Dr.		Cr.	
Rs.	nP.	Rs.	nP.	Rs.	nP.	Rs.	nP.
Balance on 1st April 1960	...	22,26,012	80	Balance on 1st April 1960	...	30,70,901	63
Contributions for the year	...	6,524	94	Expenditure during the year	...	6,196	00
Interest realised during the year	...	76,728	06	Balance on 31st March 1961 as per Balance Sheet, Appendix No. 5—	Rs. nP.		
Expenditure incurred during the year	4,272	11		Depreciation adjusted during the year	...		112
Profit on conversion	...	861	00	Amount advanced for financing Capital Expenditure	8,46,425	84	
Balance on 31st March 1961 as per Balance Sheet, Appendix No. 5—	Rs. nP.			Profit on conversion	...		2,034
Amount advanced for financing Capital Expenditure	6,76,498	75		Amount advanced for meeting expenditure on levelling, metalling, etc., Private Streets	5,73,659	71	
Amount held in Securities	16,29,355	94		Amount held in Securities and Cash	16,46,766	91	
Cash and fixed deposits...							
		23,05,854	69		30,66,852	46	
				Total	30,73,048	46	30,73,048
Total	23,10,126	80	23,10,126	80			
* Accumulations in the fund are allowed to Rs. 25 lakhs under C. R. No. 1458 of 1-3-1954.				Levelling, Metalling, etc., Private Streets Fund. (Corporation Resolution No. 9427 of 23rd January 1922 and Corporation Resolution No. 11147 of 7th January 1926).			
Net Premia Fund.				Public Monuments Maintenance Fund.			
(Corporation Resolution Nos. 5294, dated the 19th November 1888, No. 9222, dated the 11th December 1893 and No. 5179, dated the 15th November 1906 and Standing Committee Resolution No. 3343, dated the 28th August 1907).				(Corporation Resolution No. 9427 of 23rd January 1922 and Corporation Resolution No. 11147 of 7th January 1926).			
Dr.		Cr.		Dr.		Cr.	
Rs.	nP.	Rs.	nP.	Rs.	nP.	Rs.	nP.
Balance on 1st April 1960	...	52,45,753	02	Expenditure incurred out of the amount advanced from Plant and Machinery Depreciation Fund as on 1st April 1960	5,50,303	17	
Sale of water-marked paper	...	513	25	Expenditure during the year	2,853	06	
Expenditure incurred during the year	210	00		Recoveries on account of expenditure during the year	...		6,893
Balance on 31st March 1961 as per Balance Sheet, Appendix No. 5—	Rs. nP.			Interest charges during the year	27,396	66	
Amount advanced for financing Capital Expenditure	18,48,734	66		Advance from Plant and Machinery Depreciation Fund as at 31st March 1961	...		5,73,659
Amount advanced for purchase of Plant and Machinery for Municipal Printing Press pending adjustment against the provisions for depreciation in subsequent years	61,697	26		Total Rs.	5,80,552	89	5,80,552
Amount held in Securities, Cash and fixed deposits...	33,35,624	35	*52,46,056	27			
		52,46,266	27	52,46,266	27		
Total	52,46,266	27	52,46,266	27			
* Out of this, Rs. 29,10,786 belong to Water Works Account. (Appendix No. 12A)				Endowments Fund:			
Fines Fund.				Hospital Fund.			
(Corporation Resolution No. 1217 of 12th May 1919).				(Corporation Resolution No. 497 of 15th November 1934.)			
Dr.		Cr.		Dr.		Cr.	
Rs.	nP.	Rs.	nP.	Rs.	nP.	Rs.	nP.
Balance on 1st April 1960	...	00	00	Balance on 1st April 1960	...	19,40,832	26
Interest realised during the year	...	18	49	Donations received during the year	...		
Net Recoveries fines during the year	...	1,615	04	Expenditure during the year	37,439	60	
Contribution from Revenue	...	86,886	34	Balance on 31st March 1961 as per Balance Sheet, Appendix No. 5	...		
Expenditure during the year	1,34,147	87		Amount advanced for financing capital Expenditure	6,02,233	09	
Contribution from welfare fund	...	45,628	00	Amount held in securities and cash	13,01,159	57	
Amount held in Securities and Cash	...				19,03,392	66	
		1,34,147	87	1,34,147	87		
Total Rs.	1,34,147	87	1,34,147	87	Total	19,40,832	26

APPENDIX No. 6—(Contd.)

Statement of Special Funds 1960-61.

K.E.M. Hospita and G. S.M. Coege Equipment Fund (Corporation Resolution No. 650 of 3rd December 1935)..				Fidelity Guarantee Insurance Fund. (Corporation Resolution No. 1283 of 10th March 1941).				
Dr				Dr. Cr.				
	Rs.	nP.	Rs.	nP.	Rs.	nP.	Rs.	nP.
Balance on 1st April 1960			1,00,273	90				
Amount of Depreciation on Plant & Machinery credited to the Fund during the year...							1,79,362	98
Balance on 31st March 1961 as per Balance Sheet, Appendix No. 5							10,090	91
Amount advanced for financing Capital Expenditure	6,994	43					5,601	85
Amount held in Securities and cash	93,279	47	1,00,273	90				
Total			1,00,273	90			1,95,055	74
			1,00,273	90			1,95,055	74
G.S.M. College and K.E.M. Hospital Research Fund. (Corporation Resolution No. 176 of 21st June 1937).				Welfare Fund (Constituted under Section 120A of the Bombay Municipal Corporation)				
Dr. Cr.				Dr. Cr.				
	Rs.	nP.	Rs.	nP.	Rs.	nP.	Rs.	nP.
Balance on 1st April 1960			1,90,296	83			1,25,551	00
Interest realized during the year			6,650	24				
Profit on conversion			1,615	80			3,994	44
Expenditure during the year	17,332	52					325	00
Balance on 31st March 1961 as per Balance Sheet, Appendix No. 5								
Amount advanced for financing Capital Expenditure	56,863	50						
Amount held in securities cash and fixed deposits	1,24,366	85	1,81,230	35				
Total			1,98,562	87			1,29,870	44
			1,98,562	87			1,29,870	44

Land (Reclamation and Acquisition) Fund.

(Corporation Resolution No. 1623, dated the 7th February 1957).

	Dr.	Cr.
	Rs. nP.	Rs. nP.
Balance on 1st April 1960		55,40,918.36
Profit on conversion during the year		3,419.10
Interest during the year		1,53,632.52
Balance on 31st March 1961 as per Balance Sheet, Appendix No. 5—		
	Rs. nP.	
Amount advanced for Financing Capital Expenditure	7,48,163.63	
Amount held in Fixed Deposits, Cash and Securities	49,49,806.35	
	56,97,969.98	
Total	56,97,969.98	56,97,969.98

Land Sales Reserve Fund.

(Corporation Resolution No. 705 of 15th December 1935).

	Dr.	Cr.
	Rs. nP.	Rs. nP.
Balance on 1st April 1960		
Interest during the year		9 30
Transfer to Revenue	9 30	
Balance as on 31st March 1961 as per Appendix No. 5		
Total	9 30	9 30

APPENDIX No. 6—(Concluded.)

Statement of Special Funds 1960-61.

Provident Fund.				Rs.	nP.	Rs.	nP.	Rs.	nP.	Rs.	nP.
(Corporation Resolution No. 5598, dated the 7th September 1920)											
Balance on 1st April 1960	5,02,86,596	78						
Less—Transferred from Trust	10,317	79						
Amount of Subscriber's Accounts—											
(1) Other than Trust and Education Committee's employees	5,02,76,278	99	5,02,76,278	99				
(2) Trust employees	44,32,821	89						
Add—Transferred to Municipal	10,317	79	44,43,139	68	44,43,139	68		
(3) Education Committee's Employees					2,21,29,816	12		
* (4) Suburban Employee					46,65,770	55		
(5) Extended Suburban Employees					4,55,010	36		
(6) Excess Interest, Profit on sale of Securities, etc.					6,92,094	07		
Receipts on account of Subscriptions and contribution during 1960-61 in respect of employees other than Trust, Education Committee's Employees and Suburban Employees	76,37,843	04					8,26,62,109	77
Deduct—Payments during the year	59,44,149	53						
Interest allowed on Provident Fund accounts of employees other than Trust, Education Committee's employees and Suburban Employees	18,61,086	99			16,93,693	51		
Deduct—Payments during the year	65,750	89			17,95,336	10		
Recoveries on account of Subscriptions and Contributions during 1960-61 in respect of Provident Fund Accounts of Trust Employees	5,30,511	25					34,89,029	61
Deduct—Payments during the year	5,00,922	48			29,588	77		
Interest allowed on Provident Fund Accounts of Trust employees	1,75,665	87						
Deduct—Payments during the year	5,550	32			1,70,115	55		
Receipts on account of Subscriptions and Contributions during 1960-61, in respect of Provident Fund Accounts of Education Committee's Employees	36,70,205	95					1,99,704	32
Deduct—Payments during the year	20,40,403	93						
Interest allowed on Provident Fund Accounts of Education Committee's Employees.	9,02,770	92			16,29,802	02		
Deduct—Payments during the year					9,02,770	92		
Receipts on account of Subscription and Contribution during 1960-61 in respect of Provident Fund Accounts of Suburban Employees	15,31,015	27					25,32,572	94
Deduct—Payments during the year.	9,38,870	73						
Interest allowed on Provident Fund Accounts of Suburban Employees	1,85,396	49			5,92,144	54		
Deduct—Payments during the year	3,821	10			1,81,575	39		
Receipts on account of subscriptions & contributions during 1960-61 in respect of Provident Fund Accounts of extended Suburban employees	2,57,788	59					7,73,719	93
Deduct—Payments during the year	1,42,866	42						
Interest allowed on Provident Fund Accounts of the employees of extended Suburban Employees	15,641	50			1,14,922	17		
Deduct—Payments during the year	158	88			15,482	62		
Net Interest on Provident Fund Investments realized during the year					32,69,286	17		
Deduct—Interest allowed at 4 per cent. per annum on Provident Fund Accounts								
(1) Employees other than Trust Education Committee's Employees and Suburban Employees	18,61,086	99						
(2) Trust Employees	1,75,665	87						
(3) Education Committee's Employees	9,02,770	92						
(4) Suburban Employees	1,85,396	49			31,40,561	77	1,28,724	40
(5) Extended Suburban Employees	15,641	50						
Profit on account of conversion of Securities							9,235	24
Represents the outstanding Amount of Employees' subscription and interest not claimed by the parties for more than 12 years							10,316	13
Balance on 31st March 1961 as per Balance Sheet Appendix No. 5					8,99,35,817	13	8,99,35,817	13
								8,99,35,817	13	8,99,35,817	13

* Provident fund of the suburban employees is merged from 1-4-53.

** do. do. 1-4-58.

APPENDIX No. 7

Capital Fund Balance Sheet as at 31st March 1961.

LIABILITIES.	Rs.	ASSETS.	Rs.
Loans Outstanding:—		Block Account:—	
Due to Government (Vide details as shown in Appendix No. (11) ...	7,87,80,647.65	Loan Funds—	
Due to Public— (Vide details as shown in Appendix No. (11) ...	36,79,19,500.00	Property and Assets at original cost as per Appendix No. 8. ...	Rs. 64,33,32,641.70
Advances from Special Funds— (Vide details as shown in Appendix No. (11) ...	47,85,913.90	Deduct— Subventions granted for the conversion of privies into water closets, shown below	15,42,196.13
	45,14,86,061.55		64,17,90,445.57
Trust Fund Account—		Add— Subventions granted for the conversion of privies into water-closets	Rs. 22,97,055.00
Donation from Mr. D. M. Bahadurji. Rs. 3.69		Deduct— Expenditure	
Donation from Sheth Shantilal M. Parikh for the establishment of a Blood Bank ... Rs. 15,219.38		written off Rs. 7,54,858.87	Rs. 15,42,196.13
Donation from The Trustees of the late Justice Badruddin Tyabji Memorial Fund for the construction of Orchard House at Victoria Garden ... Rs. 1,694.50			64,33,32,641.70
Donation from The Chairman of Trustees of the Lotus Trust for the construction of electric crematorium at Chandanwadi Rs. 71.62		Trust Fund—	
Donation from The Managing Trustee of Shri Ramkunjwar Charitable 'X' Ray Institute Trust for Conversion of F Ward Stables into an Insolation Hospital for 80 Beds for T. B. Patients etc. Rs. 51,001.00		Expenditure as per Appendix No. 8	57,84,592.12
Donation from Reserve Bank of India for construction of a ward 38/40 beds for accommodating their Sick employees in K. E. M. Hospital ... Rs. 48,417.39		Worn-out Water Mains Renewal Fund—	
Donation from The Trustees of Shri Anant Nathaji Maharaj Jain Temple towards the cost of construction of a new public convenience. Rs. 1.25		Expenditure as per Appendix No. 8	9,64,525.91
Donation from Dr. G. V. Deshmukh for providing additional 50 Surgical Beds for Women in the M. G. H. Sion ... Rs. 250.00		Municipal Land and Buildings Fund—	
Amount received from Government of Bombay for the work of construction of Sub-way near Church Gate Station. Rs. 00.38		Land purchased and Buildings erected as per Appendix No. 8	43,03,043.42
Amount received from the Poor Box Charity Fund for Convalescent Home at K. E. M. Hospital ... Rs. 1,46,024.47		Temporary advance to Development Fund ...	31,77,390.37
Amount received from Government of India for equipment of Neuro Surgical Unit ... Rs. 1,00,000.00		Investments—	
Amount received from the President, T. N. M. College Pavilion Fund & Smt. Desai Shri M. M. Amersary for construction of Pavilion at T. N. M. College ... Rs. 84,850.58		Sinking Fund—	
Amount received from the Governor's Hospital Fund for extension of Orthopaedic Theatre at K. E. M. Hospital ... Rs. 2,20,268.96		As per Appendix No. 10	(a) 11,06,24,257.16
Amount received from Rockefeller Foundation Trust, for the work of construction of additional floors over the Registration Block and out patients department, etc., at K. E. M. Hospital ... Rs. 2,25,270.20		Loan and Trust Funds—	
Amount received from Shri G. D. Birla for construction of a Recreation Centre at Chowpatty ...;Rs. 2,99,157.52		Amount reserved for capital stores—	2,85,88,712.78
Amount received from the Parsee Central Association Co-operative Housing Society Ltd., for construction of 100 additional stones at Mahalaxmi Dhobiwada ...;Rs. 14,986.10		In cash and fixed deposits	* 2,49,29,566.08
Amount received from Central Government for Isolation Hospital ...;Rs. 1,25,000.00			
Amount received from Messrs. J. J. Kapadia & Co. Ltd., for construction of a new Building for T. N. M. College (Mural Painting for) ...;Rs. 2,500.00			
Amount received from Phiroze Bharucha Memorial Fund for the establishment of Thoracic & Cardiac Institute ... Rs. 82,890.48			
	14,17,607.52		
Carried over	45,29,03,669.07		82,17,04,729.54

(a) For Face, Purchase and Market Values of Securities held in the Sinking Funds, please see Appendix No. 16-A.
 * The amount represents the balance on account of Trust Funds & Loan Funds.

APPENDIX No. 7—(Contd.)

LIABILITIES.		Rs.	ASSETS.		Rs.	
Surplus—		Brought over ...	45,29,03,669.07	Brought over ..		82,17,04,729.54
CAPITAL ASSETS AT ORIGINAL COST OVER LIABILITIES:—						
Sinking Fund on Loans	11,06,24,257.16			
Loans Redemption Fund	24,31,38,341.33			
Premia on Loans	3,20,848.74			
Contributions from Special Funds	8,03,171.02			
Do.	Revenue for Loan Works Establishment	...	17,869.98			
Do.	G. I. P. Railway	...	3,74,000.00			
Do.	Port Trust	...	1,56,500.00			
Do.	Government for Schools...	...	5,00,000.00			
Do.	Government for widening the Love Grove Bridge	...	91,234.00			
Do.	Worn-out Water Mains Renewal Fund	...	9,64,525.91			
Do.	Land and Buildings Fund	...	74,80,433.79			
Do.	Development Fund	...	1,34,32,075.48			
Do.	Revenue towards Bai Jerbai Wadia Hospital for Children	...	7,00,000.00			
Do.	Trust Fund	...	57,84,592.12			
Do.	Trustees Gokuldas Tejpal Charities	...	18,123.64			
Grant in aid from Government for widening the road in Colaba division			12,975.87			
<i>Deduct—</i>			38,44,18,949.04			
<i>Assets written off—</i>						
Amount as on 31st March 1960 Rs. 1,43,84,909.42						
Additions during the year 12,32,979.15			1,56,17,888.57			
			36,88,01,060.47			
Grand Total ...			82,17,04,729.54		82,17,04,729.54	

APPENDIX No. 8.

SUMMARY

	Total Capital Expenditure upto 31st March 1960.	Expenditure During 1960-61.		Capital Expenditure upto 31st March 1961.
		Out of Loan Funds.		
	Rs.	Rs.		Rs.
(1) Loan Funds				
I.—General supervision, Collec- tion of Revenue, etc. ...	64,87,103	2,51,312		67,38,415
II.—Water Works ...	35,19,67,431	86,23,958		36,05,91,389
III.—Education, Primary ...	27,98,012	...		27,98,012
IV.—Education, Secondary ...	20,704	...		20,704
V.—Public Health Department ...	1,22,06,929	2,28,449		1,24,35,378
VI.—Medical Relief and Education.	2,46,75,140	39,04,277		2,85,79,417
VII.—Street, Cleansing and Conser- vancy Road Watering and Halalkhore Service ...	3,88,11,600	34,89,955		4,23,01,555
VIII.—Roads, Drains and Sewers ...	9,37,81,198	42,42,898		9,80,24,096
IX.—Mechanical ...	36,35,026	20,469		36,55,495
X.—Buildings, Land Acquisition and Management ...	4,98,82,169	39,51,686		5,38,33,855
XI.—Fire Brigade ...	25,36,080	1,97,087		27,33,167
XIII.—Gardens and Open Spaces ...	63,47,568	57,123		64,04,691
XIV.—Markets and Slaughter Houses	1,03,23,645	3,39,924		1,06,63,569
XV.—Slum Service ...	36,78,244	1,72,619		38,50,863
XVI.—Measures for Civil Defence...	1,87,149	...		1,87,149
XVII.—Greater Bombay ...	2,85,056	77		2,85,133
XVIII.—Industrial Estates ...	196	50		246
Discount and other charges on Loans	66,33,952	...		66,33,952
Plant and Machinery ...	34,81,744	Cr. 1,13,812		35,95,556
(1) Loan Funds—Total.	61,77,38,946	2,55,93,696		64,33,32,642
(2) Trust Fund				
Works executed ...	57,45,504	39,088		57,84,592
(3) Worn out Water Mains Renewal Fund				
Works executed ...	9,64,526	...		9,64,526
(4) Land and Buildings Fund				
Lands purchased and buildings erected ...	43,03,044	...		43,03,044
Grand Total.	62,87,52,020	2,55,32,784		65,43,84,804

APPENDIX No. 8

Block Account showing details of Capital Expenditure upto 31st March 1961.

	Total Capital Expenditure upto 31st March 1961	EXPENDITURE DURING 1960-61.	Total Capital Expenditure upto 31st March 1961.
	Rs.	Rs.	Rs.
I.—GENERAL SUPERVISION, COLLECTION OF REVENUE, etc.			
Works completed (as per Report for 1959-60) ...	26,11,056	...	26,11,056
Works in progress—			
Extension of the Municipal Head Office Building ...	33,75,925	15,161	33,91,086
Remodelling of Municipal Central Stores ...	2,72,520	1,431	2,73,951
Alterations to the ground floor and addition of a first floor to a portion on the Western side of the existing Municipal Printing Press Building at Carnac Bridge ...	96,074	10,979	1,07,053
Extension of the Municipal Printing Press Building to house the machinery for executing the printing work of B. E. S. & T. Undertaking. ...	Cr. 2,863	...	Cr. 2,863
Constructing a new building consisting of a ground and one upper floor on the site of the oil godown near the existing One of the Municipal Central Stores ...	98	1,19,422	1,19,520
Construction of 16 tenements for Watchmen of Central Stores in Yard No. 2 at DeLisle Road ...	74,445	14,416	88,861
Construction of four storied building on Plot No. 172 (West) Scheme No. 6, Sion Matunga Estate for housing Municipal Officers ...	59,848	89,903	1,49,751
Total Works in progress ...	38,76,047	2,51,312	41,27,359
I.—General Supervision, etc., Total ...	64,87,103	2,51,312	67,38,415
II.—WATER WORKS, ORDINARY.			
Works completed (as per Report for 1959-60) ...	6,20,88,979	...	6,20,88,979
Works completed—			
Providing venturi meters on trunk outlets and inlets and Distributory mains in the various parts of the City. ...	2,56,391	...	2,56,391
Providing Park for visitors on hill traps adjoining Vehar Gardens. ...	24,306	...	24,306
Laying 6" main in Nawab Tank Road ...	8,680	...	8,680
Construction of 4 unit chawl at B. H. R. for sluicemen and Chawivalas ...	9,198	...	9,198
Construction of W.C. Block at Sir Pherozeshah Mehta Gardens at M. H. R. ...	8,113	...	8,113
Construction of a summer house at Sir Pherozeshah Mehta Gardens ...	4,409	...	4,409
Construction of 5 unit chawl at Ghatkopar syphotteat ...	9,639	...	9,639
Making 18" cross connection between Duct and 72" East and West Tansa Mains near Bhandup. ...	12,127	...	12,127
Laying 6" water main in cinema road behind Metro Cinema ...	16,641	...	16,641
Works completed ...	3,49,504	...	3,49,504
II.—Water Works—Works completed—Grand Total ...	6,24,38,483	...	6,24,38,483

APPENDIX No. 8—Contd.

	Total Capital Expenditure upto 31st March 1960.	EXPENDITURE DURING 1960-61.	Total Capital Expenditure upto 31st March 1961
	Rs.	Rs.	Rs.
II—Water Works—Brought over ...	6,24,38,483	...	6,24,38,483
Works in progress—			
Providing new water mains in Mahim District ...	2,25,353	6,848	2,32,201
Repairing and extending the Trolley Track in various syphons of the duct line outside Bombay ...	1,18,446	Cr. 5	1,18,441
Housing accommodation for emergency gangs for the labour staff in the outside City Division ...	2,45,648	Cr. 3,426	2,42,222
Improving the water supply in localities in B Ward—laying water mains in Masjid Bunder Road Sandhurst Road etc ...	2,10,660	2,539	2,13,199
Providing concrete blocks under steel mains outside City at places where they are badly corroded ...	20,49,962	823	20,50,785
Providing hydrants in roads where there are no hydrants or where additional hydrants are necessary ...	1,37,312	5,555	1,42,867
Enlarging the 5" main in Falkland Road Low level to meet 9" main in Sleater Road ...	Cr. 147	...	Cr. 147
Providing auxiliary Sluice Valves on daily operated cross connec- tions Valves, etc. ...	43,516	1,008	44,524
Providing by-pass arrangements on large sized sluice valve on important water mains at the various parts of the City ...	7,450	3,518	10,968
Providing cross connections and sluice valves for adequate Fire Service ...	42,604	7,373	49,977
Laying water main in Sion-Matunga Scheme No. 6 ...	2,80,348	76,841	3,57,189
Laying 24" > 18" for 12" water meter from 48" Tansa main ne Kol-wada Station for Antop Hill Wadala Area ...	1,83,871	34,778	2,18,649
Enlarging all the 3"-4" water main in A Ward to Suitable sizes ...	2,26,419	14,553	2,40,972
Measures to prevent frequent bursts on the 24" Vihar Main at Kurla ...	17,754	...	17,754
Providing water mains with hydrants etc., in the layout of Road 5 in Scheme No. 57 Sewri Wadala ...	3,64,894	25,717	3,90,611
Providing a 12" water main in Dadar Kumbharwala Lane ...	28,998	...	28,998
Protection of 57" Tansa Steel mains in the City ...	21,64,457	3,80,397	25,44,854
Laying a 30" main from the 57" West main along Globe Mill Passage Road No. 5B, Worli Road upto junction of Cadel Road and Chowney Gully ...	5,56,567	...	5,56,567
Laying water mains in the roads of the proposed layout for the Worli Neighbourhood unit at Worli ...	79,293	36,148	1,15,441
Enlarging the existing 6" main in Parel Tank Road to 9" ...	1,89,619	62,360	2,51,979
Enlarging the 3" water main at Khara Tank Street to 12" ...	33,812	...	33,812
Enlarging the existing 4" main in Mathew Road to 9" from French Bridge upto New Queen's Road ...	38,149	...	38,149
Laying 6" water main in Khetwadi 11th Lane ...	4,980	...	4,980
Enlarging the existing 2" water main to 6" in Madhavpura Street (E Ward) ...	2,138	5,274	7,412
Strengthening of Tansa Dam ...	69,70,612	...	69,70,612
Enlarging the existing 6" main in Khetwadi Main Road to 12" ...	1,44,806	...	1,44,806
Enlarging the 6" water main in western footpaths of Clare Road and extending it to join the 36" main ...	89,945	...	89,945
Re-modelling the workshop and yard at Ghatkopar ...	21,646	88	21,734
Construction of a Pavilion at Tansa ...	14,173	...	14,173
Conversion of N. P. Hydrants into S. P. Hydrants at Bhandar- wada Hill Reservoir and Malabar Hill Reservoir ...	28,506	5,555	34,061
Laying 6" water main in the portion of Gymkhana Road at Telang Road, Matunga ...	10,976	...	10,976
Providing water mains for Antop Village Housing Scheme for non-schedule staff of B.P.T. ...	53,496	Cr. 1,773	51,723
Laying 9" hydrant main in Scottish Orphanage Lane and Bhan- dar Gully ...	25,263	...	25,263
II—Water Works—Works in progress—Carried forward	1,46,06,526	6,64,171	1,52,70,697
II—Water Works—Carried forward	6,24,38,483	...	6,24,38,483

APPENDIX—No. 8—Contd.

	Total Capital Expenditure upto 31st March 1960.	Expenditure during 1960-61.	Total Capital Expenditure upto 31st March 1961.
	Rs.	Rs.	Rs.
II—Water Works—Carried forward ...	6,24,38,483	...	6,24,38,483
II—Water Works—Works in Progress—Brought over ...	1,46,06,526	6,64,171	1,52,70,697
Laying 24" main in Mint Road and Frere Road from Elphinstone Circle to Fort Street ...	1,41,159	...	1,41,159
Laying a 24" main in Charni Road from Khetwadi to Sadhurst Road ...	59,785	Cr. 6	59,779
Extension of Tulse Trolley Track ...	61,254	4,861	66,115
Provision of sanitary convenience for the Labour Staff working in Outside City Division ...	65,715	1,979	67,694
Laying the 12" W. M. with 10 hydrants in Lady Hardinge Road ...	77,181	Cr. 2,038	75,173
Concreting the approach road to Hanging Gardens from Babulnath Road to Gibbs Road ...	15,535	...	15,535
Shifting of daily operated S. V.'s in roads under heavy traffic ...	40,383	9,735	50,118
Conversion of a daily operated sluice valve of hysover 12" into electrically operated ones ...	Cr. 16	...	Cr. 16
Resurfacing the pathways at Malbar Hill Reservoir and Bhandarwada Hill Reservoir Gardens with soil cement ...	14,742	Cr. 12	14,730
Adding first floor to Mali's Quarters at Siri Roads ...	2	...	2
Enlarging the existing 6" main in Shaikh Memon Street to 12" between Kalbadevi and Princess Street ...	69,663	201	69,864
Enlarging 18" water main in Veer Nariman Road (Churchgate Street) to 24" from Flora Fountain to Elphinstone Circle ...	75,054	854	75,908
Laying 6" water main in public passage off Durga Street ...	4,660	...	4,660
Construction of a BEST Sub. Station for Malbar Hill Reservoir ...	854	...	854
Laying 3" hydrant main in Jambulwadi ...	3,068	...	3,068
Enlarging the existing 6" main to 21"-18" in Kandawadi Lane and connecting it to 24" main in Girgaon Road and 18" main in C. P. Tank Road ...	1,43,204	Cr. 55	1,43,149
Laying 6" water main in Hargovind Desaiwadi from Bhaskar Lane to Kumbhartukda Lane ...	6,281	...	6,281
Laying a 30" water main along Queens Road and 1st Marine Street to Dhobi Talao ...	62,067	1,273	63,340
Laying a 30" water main in Foreshore Road, Colaba from junction F Road to junction Wodehouse Road ...	2,66,746	583	2,67,329
Laying a 12" water main in Dr. Viegas Street ...	41,722	Cr. 213	41,509
Laying 6" main in Lohar Chawl from Cadell Road to Balamia Road ...	5,505	...	5,505
Laying 6" water main in Suparibaug Cross Road from Suparibaug Road to Aimai Merwanji Road ...	14,184	Cr. 1	14,183
Laying a 6" water main in Paul Street from Vincent Road East to Road No. 2 Naigaum Estate ...	7,539	2,347	9,886
Laying a 6" water main in Bhojat Gulley from Lady Hardinge Road to Manmala Tank Road ...	10,038	...	10,038
Extending 5" main in Gokuldas Pasta Road by 6" one to meet the 9" main in Vincent Road ...	2,920	343	3,263
Extending and enlarging the 4" main in Bruce Street to 6" off Mahatma Gandhi Road ...	17,248	...	17,248
Laying 9" main in Juckeria Bunder Road from Reay Road to Sewri Station Road junction Sewri Bazaar Road ...	57,164	Cr. 2,137	55,027
Providing Scour Valves and cross connections to the existing water main in the City (North) ...	4,435	1,051	5,486
Enlarging the existing 4" main in Arthur Road to 9" ...	24,513	36	24,549
Enlarging 12" water main in Carnac Road to 24" from Dr. Dada phoy Nawroji Road to Girgaon Road ...	1,33,473	Cr. 7	1,33,466
—Water Works—Works in Progress Brought Over ...	1,60,32,603	6,82,995	1,67,15,598
I—Water Works—Carried forward ...	6,24,38,483	...	6,24,38,483

APPENDIX No. 8—(Contd.).

	Total Capital Expenditure upto 31st March 1960.	EXPENDITURE DURING 1960-61.	Total Capital Expenditure upto 31st March 1961.
	Rs.	Rs.	Rs.
II—Water Works Carried forward ...	6,24,38,483	...	6,24,38,483
II—Water Works—Works in Progress Carried forward ...	1,60,32,603	6,82,995	1,67,15,598
Laying an 18" main for Cuffe Parade for the Army, Navy and Tata Institute of Fundamental Research ...	1,83,743	17	1,83,760
Laying a 9" main in Temkar Street from junction Grant Road to junction Bellasis Road for a length of about 1,910 feet ...	34,545	505	35,050
Enlarging 6" water main in Girgaum Road, and Vithalbai Patel Road to 9" (from Opera House to Chani Road) ...	76,589	Cr. 223	76,366
Provision of quarters at Bhandup for chlorinating staff ...	12,044	Cr. 6,423	5,621
Providing lighting arrangement at Kamla Nehru Park and ladies and children's Garden at Malbar Hill ...	25,415	...	25,415
Gutting portion of 57" Tansa mains between Marol and Santa Cruz ...	3,46,990	1,70,685	5,17,675
Enlarging the 4" main in 2nd Fanaswadi to 6" ...	8,241	...	8,241
Laying 6" waer main in Gymnasium Road (A Ward) ...	21,845	17,224	39,069
Laying 6" water main in Bapty Road and Bapty Road Cross Lane	7,304	Cr. 94	7,210
Laying 6" main in the Lane off Ranade Road Extension ...	3,470	475	3,945
Laying a 12" water main in Mughbat Lane for 21" main in Khadilkar Rod and to connect it to the 6" main in Pimpalwadi Cross Lane ...	39,192	Cr. 354	38,838
Laying 12" waer main in Fanaswadi ...	54,219	Cr. 157	54,062
Enlarging the 9" water main in Mount Road to 12" ...	76,248	Cr. 165	76,083
Laying an 18" water main in Keshavji Naik Road and Dr. Meishri Road ...	2,22,488	1,341	2,23,829
Enlarging the 72" dia. Tansa water main to 96" dia. between Kasheli Anchor Block to Kapurbavdi Anchor Block ...	26,34,559	29,96,236	56,30,795
Replacing the 72" dia East and West Tansa Mains with one 96" dia main from Gwalwadi to Kasheli Anchor Line	9,73,828	9,73,828
Enlarging the existing 4" main in Bhawanishankar Cross Road to 6" ...	10,248	489	10,737
Extending the existing 6" main in Mahella Patel Agiary Lane to meet 6" main in Grant Road ...	5,449	Cr. 331	5,118
Enlarging 5" main to 9" in old Bengalipura Street ...	11,283	...	11,283
Laying a 4" Hydrant main in Telli Gully ...	4,328	3,087	7,415
Laying 6" main in Pednekar Wadi off Sayani Road ...	5,711	153	5,864
Connecting waer mains along Lakhamsi Nappoo Road and Sir Bhalchandra Road with 32" Vehar Main ...	79,584	3,004	82,588
Laying 6" water main in Borkar Wadi Lane between Bhandar Gully and Sitala Devi Road ...	8,638	760	9,398
Laying 9" main in Doctor Street From junction Grant Road to junction Erskine Road ...	37,354	3,445	40,799
Makin 9" main in Sun Mill Lane ...	43,235	Cr. 18	43,217
Enlarging the existing 4" main in Kumbharwada cross lane to 9" (G Ward) ...	8,429	3,921	12,350
Enlarging 6" main in Benham Hall Lane to 12" size ...	30,161	Cr. 7,247	22,914
Enlarging a 12" main in Bora Bazar Street from junction Dada- bhai Novrojee Road to Junction Agiary Lane ...	54,527	27	54,554
Replacing 37 Sluice valves including two pen stock Jates in O.C. division of W. W. department ...	24,916	7,493	32,409
Laying 9" main in Dharavi Cross Road (Tadwadi) from junction Dharavi Road to junction Dharavi Dhedwadi ...	22,802	Cr. 86	22,716
Extension of motor trolleys shed at Chatkopar ...	9,420	...	9,420
Laying a new 6" water main in Love Lane Cross Lane ...	3,876	Cr. 993	2,883
Laying a 6" main in the passage off Vincent Road ...	4,503	C. 13	4,490
Laying 9" main near Government Housing Scheme at Koliwada	25,378	2,006	27,384
Raising a floor over the new Chawl at Babula Tank Yard ...	11,191	4,268	15,459
Enlarging the existing 4" water main in Sewri Cross Road to 6" Cr. 7,077	...	Cr. 4,241	Cr. 11,318
Constructing a boundry wall at certain places on both sides of the Municipal land between Khar Road crossing and Vankola Road crossing (Nehroo Road) ...	61	...	61
Enlarging the existing 6" main in portion of Hasnali Tank Road to 12" ...	26,312	Cr. 14,383	11,929
Laying 6" water main B. G. Kher Road, Worli ...	25,894	905	26,799
Laying a 9" main in Little Gibbs Road ...	25,838	3,435	29,273
II.—W.W. Works in progress—Carried forward ...	2,02,51,655	48,41,571	2,50,93,226
II.—Water Works—Carried forward ...	6,24,38,483	...	6,24,38,483

APPENDIX No. 8.—Contd.

	Total Capital Expenditure upto 31st March 1960.	EXPENDITURE DURING 1960-61.	Total Capital Expenditure upto 31st March 1961.
	Rs.	Rs.	Rs.
II—Water Works—Carried forward ...	6,24,38,483	...	6,24,38,483
II—Water Works in progress—Brought over ...	2,02,51,655	48,41,571	2,50,93,226
Providing 9" water main behind B.D.D. Chawls, Worli between Fergusson Road and Globe Mill Lane ...	10,309	33,655	43,964
Providing a chlorination plant for 12" water main at Bhandup ...	4,003	...	4,003
Laying a 12" water main in Trinity Street ...	1,503	15,772	17,275
Laying 12" water main in Esmail Curtay Road, etc. ...	58,684	43,332	1,02,016
Laying 4" hydrants main in a lane off Haines Road ...	4,788	190	4,978
Renewal of waterservice pipes in the road taken up for permanent construction ...	14,477	1,75,251	1,89,728
Construction of a compound wall to fence the Municipal land from Ghatkopar Cross connection to Ghatkopar Agra Road Bridge ...	155	...	155
Providing 12" feeder main in Wittet Road and Ballard Road ...	72,616	43,362	1,15,978
Converting the existing store house at Ghatkopar into quarters for M.O. O.C. and M.I.O.C.	7,803	7,803
Replacing Planks over bridges and culverts in outside City Division by R.C.C. Slabs	4,764	4,764
Laying a 4" water main in Picket Cross Road	2,808	2,808
Laying 6" A. C. main in sunder lane to meet 5" main in Tank Pakhadi Street	42	42
Laying 4" water main in Khotachi Lane	5,693	5,693
Replacing the 4" main in Delisle Road by 12" Feeder main between Carrol Road and Fergusson Road	13,985	13,985
Laying 6" A.C. main in Mujsid Bunder Road	7,480	7,480
Extending 9" main in 80' Road (Abdul Ga'ar Road) and Laying 9" main in 60' road and 4" main in 40' road in Worli Area	24,571	24,571
Preliminary expenses in connection with the preparation of the lease agreement with the Government of Bombay for the lands purchased at M. Hill for the proposed extension of the reservoir	42,601	42,601
Enlarging and extending the existing 3" main in public passage off Morvi Road to 6" size	4,330	4,330
Laying 6" service main in the footpaths portion on side of Peddar Road, 'D' Ward	1,881	1,881
Laying 9" water main in Western Railway Stores Lane off Haines Road	11,458	11,458
Laying 4" water main in Telang Cross Road	2,395	2,395
Work in connection with the elimination of pump supply to Patel and Gollanji Hill areas	8,891	8,891
Works in connection with quality control of water supply in 'C' Ward and part of 'D' Ward	2,11,497	2,11,497
Laying 6" water main for Municipal Housing Colony near Body Guard Line at Mahalaxmi	234	234
II W. W. ordinary—Total works in progress ...	2,04,18,091	55,03,566	2,59,21,657
II W. W. Carried forward ...	6,24,38,483	...	6,24,38,483

APPENDIX No. 8—contd.

	Total Capital Expenditure upto 31st March 1960.	EXPENDITURE DURING 1960-61.	Total Capital Expenditure upto 31st March 1961.
	Rs.	Rs.	Rs.
II.—W. W. Ordinary—Brought forward	6,24,38,483	...	6,24,38,483
AUGMENTATION OF THE CITY'S WATER SUPPLY			
<i>Vaitarna-cum-Tansa Scheme.</i>			
I.—Survey	93,591	...	93,591
II.—Preliminary Works	20,44,518	24,492	20,69,010
III.—Land Acquisition	10,77,978	72,990	11,50,968
IV.—Dam & appurtenant Works	6,45,41,911	Cr. 9,40,175	6,36,01,736
V.—Tunnels and appurtenant Works	1,60,94,789	24,708	1,61,19,497
VI.—Laying of pipe line	7,83,91,353	Cr. 18,01,735	7,65,89,618
VII.—Quarters, Store Houses, Offices	7,08,343	Cr. 136	7,08,207
VIII.—Miscellaneous	37,61,564	Cr. 22,724	37,38,840
IX.—Supervision Charges	77,06,706	42,349	77,49,055
Vaitarna-cum-Tansa Scheme—Total	17,44,20,753	Cr. 26,00,231	17,18,20,522
<i>Improving the distribution system in the City Inlets to existing service Reservoirs M. H. R. and B. H. R. and the proposed service Reservoirs at Rowli & Worli Hills.</i>			
(a) A 72" main from Nana's Chowk to Malabar Hill Reservoir...	19,10,667	53	19,10,720
(b) 48" main from Futka Tank to B. H. R. connected with a 57" main in Dharavi from Mahim to Futka Tank	54,60,655	3,79,249	58,39,904
(6) 96" main from Powai to Mahim	1,27,35,489	38,513	1,27,74,002
(8) 72" > 57" main from Mahim to Worli Naka extended by 48" main from Worli Naka to Haines Road junction Tulsi Pipe Road	57,66,477	1,51,431	59,17,908
<i>Improving the distribution system in the City outlets from service Reservoirs—</i>			
(a) Laying a 48" new out-let from M. H. R. for serving the Kalbadevi area with its distributories	21,01,158	Cr. 937	21,00,221
(b) Laying a 48" new outlet from Malabar Hill Reservoir upto Flora Fountain to serve the Fort Area	23,95,558	Cr. 4,332	23,91,226
Improving the Distribution in the City—Total	3,03,70,004	5,63,977	3,09,33,981
<i>Remodelling the distribution system in the City—</i>			
(1) Laying a 24" main along Hansali Tank Road and Ash Lane between Tulsi Pipe Line Road and Cadell Road	3,30,832	4,702	3,35,534
(2) Laying a 24" main in Gokhale Road and Lady Jamshedji Road, from Globe Mill Passage to Sitla Devi Temple Road;	9,10,796	55,905	9,66,701
(3) Laying a new 36" Byculla Outlet from B. H. R. upto Mount. Road junction Love Lane. (1,700 R.ft.)	52,451	Cr. 51,747	704
(4) Laying a 24" main in Mount Road to connect the new 36" outlet to the 15" main in Victoria Road. (2,500 R.ft.)	57,838	Cr. 1,421	56,417
(5) Laying a 24" main in New Nagpada Road and Pellasis Road from Junction Parel Road to Junction Shukhlaji Street	1,82,187	88,582	2,70,769
(6) Laying a 24" main in Sukhlaji Street and Moreland Road to connect the 32" main in Grant Road and the 36" main in ...	3,94,752	94,725	4,89,477
Remodelling etc. Carried forward	19,28,856	1,90,746	21,19,602
Total Augmentation C. F.	20,47,90,757	Cr. 20,36,254	20,27,54,503
Total—II W.W. Carried forward	6,24,38,483	...	6,24,38,483

APPENDIX No. 8—contd.

	Total Capital Expenditure upto 31st March 1960.	EXPENDITURE DURING 1960-61.	Total Capital Expenditure upto 31st March 1961.
	Rs.	Rs.	Rs.
II.—W. W. Ordinary—Brought forward ...	6,24,38,433	...	6,24,38,483
Augmclation of the Citys Water Supply—B. F. ...	20,47,90,757	Cr. 20,36,254	20,27,54,503
Remodelling etc.—B. F. ...	19,28,856	1,90,746	21,19,602
(7) Laying a 24" main from B. H. R. to connect with the existing 24" main in Wadi Bunder Road (1,300 R.ft.) ...	95,543	626	96,169
(8) Laying a 24" main along Lady Hardinge Road between the Tulsi Pipe Road and Cadell Road (3,200 R.ft.) ...	2,85,232	7,173	2,92,405
(9) Laying a 24" main along Sayani Road between Tulsi Pipe Road and Cadell Road (3,200 R.ft.) ...	2,81,382	225	2,81,607
(10) Laying a separate 24" steel main outlet from elevated tank to Dockyard Road ...	1,08,166	6,013	1,14,179
(11) Laying a 18" C. I. main Love Lane to connect the new 36" Byculla outlet and the 14" main in Parel Road (3,000 R.ft.) ...	76,859	994	77,853
(12) Laying a 15" C.I. main along Ghorupdeo Road and Cannought Road to connect the proposed 24" main in Mount Road with the 14" and 12" mains in Parel Road (4,400 R.ft.) ...	2,15,309	Cr. 18,281	1,97,028
(13) Structural alterations in the Old Control Room at B. H. R. and the openings in the existing compartments of the Reservoir and provision of staff quaters ...	1,74,781	17,867	1,92,648
(14) Laying a 48" outlet main and converting the existing 32" Tansa inlet main into outlet main to serve the Tardeo Road and Gowalia Tank Road (600 R.ft.) ...	87,492	3,195	90,687
(15) Laying a 18" main in Tardeo Road from Hornby Vellard upto Tardeo Tram Terminus (2,600 R.ft.) ...	97,669	1,43,769	2,41,438
(16) Converting the 12" Syphon main in Ridge Road into Pump supply main from Malabar Hill Reservoir by laying 15" main (1,500 R.ft.) ...	62,060	1,205	63,265
(17) Laying a 12" main in Nepean Sea Road and Nepean Road (2,700 R.ft.) ...	47,738	...	47,738
(18) Laying a 12" main in Gibbs Road and Forjett Street and 9" main in Altamout Road (4,200 R.ft. of 12") and (1,000 R.ft. of 9") ...	99,937	123	1,00,060
(19) Laying a new 48" Mandvi, Pydhone, Kumbharwada outlet main from the B. H. R. and Babula Tank Road upto junction Rahimtoola Road (4,509 R.ft.) ...	4,13,023	Cr. 6,313	4,06,710
(20) Laying a 24" main in Jakeria Masjid Street from the New 48" Mandvi outlet and Babula Tank Road to connect with the 15" main in Carnac Road (5,600 R.ft.) ...	5,23,583	25,084	5,48,667
(21) Laying a 24" main in Trimbak Purshtam Street to connect the new 36" outlet in Gant Road with the 24" main in Vallabhbhai Patel Road (1,500 R.ft.) ...	1,58,825	4,264	1,63,089
(22) Laying a 12" main in Walkeshwar outlet from M. H. R. along Siri Road to join with the existing 12" main in Walkeshwar Road ...	31,050	...	31,050
(23) Laying a 24" main in Ebrahim Rahimtoola Road and Mohomadali Road to connect the 24" main in Vallabhbhai Patel Road with 15" main Carnac Road ...	4,22,231	35,558	4,57,789
(24) Laying 48" new outlet main in Nesbit Road to connect it to 32" Vehar and 32" Tansa mains in Voctiria Garden Road ...	15,718	1,28,061	1,43,779
(25) Laying an 18" C. I. outlet main from M. H. R. to Hornby Vellard along Nepean Sea Road and Bhulabhai Desai Road ...	22,797	1,29,200	1,51,997
(26) Laying 18" main in Reay Road and Frere Road, Khalachowki Road to Carnac Road	4,63,891	4,63,891
Laying 12" main in Road D off Shivaji Park ...	63,860	...	63,860
Laying a 30" main along Annie Besant Road and Hornby Vellard between Worli Naka etc. Jn. Clerk Road ...	1,29,785	Cr. 4,935	1,24,850
Providing 12" cross connection between 9" main in Bhawani Shankar Road and 57" East-West Tansa main at junction Gokhale Road ...	1,622	...	1,622
Providing a 12" cross connection in Keluskar Road between 57" East-West Tansa main at Lady Jamshedji Road existing mains ...	Cr. 38,987	51,747	12,760
Laying 18" main in Gowalia Tank Road and Warden Road from Kemp corner to Hornby Vellard ...	Cr. 3	...	Cr. 3
Laying 30" main in Grant Road from Ibrahim Rahimtulla Road to Trimbak Parsuram Street ...	208	...	208
Total ...	53,04,736	1,180,212	6 4,84,948
Master Plan for Distribution of water supply in the City—			
(a) Preliminary works ...	72,709	107	72,816
(b) Land Acquisition ...	12,171	531,448	5,43,619
(c) Construction of service reservoirs and overhead tanks ...	24,06,940	10,45,909	34,52,849
(d) Laying mains ...	6,23,548	16,80,533	23,04,081
(e) Filtration Plants ...	30,395	2,00,688	2,31,083
(f) Renovation of Duct ...	7,86,753	1,14,552	9,01,305
(g) Advance for the purchase of Stores ...	42,00,120	Cr. 5,62,619	36,37,501
(h) Supervision ...	6,85,511	5,48,822	12,34,333
(i) Tools and Plants ...	32,426	1,38,184	1,70,610
(j) Miscellaneous ...	2,00,416	2,29,554	4,29,970
(k) Advance for transport	25,163	25,163
Total—Master Plan ...	90,50,989	39,52,341	1,30,03,330
Preliminary work in connection with the water supply to the newly merged area in the western suburbs ...	18,084	24,093	42,177
Total Augmentation of City's water supply...	21,91,64,566	31,20,392	22,22,84,958
Total—Works in Progress ...	23,95,82,667	86,23,958	24,82,06,615
Grand Total ..	30,20,21,140	86,23,958	31,06,45,098
Tansa Triplication works completed ..	4,99,46,211	...	4,99,46,291
Grands Total II W. W. ...	35,19,67,431	86,23,958	36,05,91,389

APPENDIX No. 8—Contd.

	Total Capital Expenditure upto 31st March 1960.	EXPENDITURE DURING 1960-61.	Total Capital Expenditure upto 31st March 1961.
	Rs.	Rs.	Rs.
III.—EDUCATION—PRIMARY.			
SCHOOL BUILDINGS—	‡ 27,98,012	...	27,98,012
IV.—EDUCATION—SECONDARY.			
Works Completed	20,704	...	20,704
IV.—Education-Secondary Total	20,704	...	20,704
V.—PUBLIC HEALTH.			
Works completed (as per Report 1959-60)	17,84,009	...	17,84,009
Works Completed— Construction of a Swimming Pool at Shivaji Park	12,91,976	...	12,91,976
Total—Works. completed	30,75,985	...	30,75,985
Works in Progress—			
Extension of Hindu Cemetery No. 74 at Worli	1,04,657	...	1,04,657
Acquisition of land occupied by Milch Cattle Stables in the City of Bombay	85,74,473	1,00,338	86,74,811
Construction of a Building for an electrically operated crematorium at Chandanwadi	2,94,064	338	2,94,402
Acquisition of Government land in C.S. No. 414 of Tardeo Division for providing housing for Hospital Staff	1,57,750	...	1,57,750
Construction of kennels for detention of dogs at Mahalaxmi, Refuse Sidings and (2) Construction of first aid room and Kennels for dogs suspected as rabids and awaiting destruction and (3) Providing electric installation thereat	...	40,314	40,314
Construction of 100 additional Stones and 50 Bhattis for washing clothes at Dhobi Ghat at Mahalaxmi to rehabilitate Dhobies from Forjett Street and Tardeo	...	87,459	87,459
Total—Works in Progress	91,30,944	2,28,447	93,59,393
V.—Public Health—Total	1,22,05,929	2,28,449	1,24,35,378
VI.—MEDICAL RELIEF AND EDUCATION.			
Works completed (as per Report for 1959-60)	1,01,82,576	...	† 1,01,82,576
Works completed during the year— Providing a lift for the main Hospital at B. Y. L. Nair Hospital	50,654	...	50,654
Total—Works completed	1,02,33,230	...	1,02,33,230
Works in progress—			
Additions and alterations V. D. Clinics buildings at Bellasis Road	45,955	...	45,955
Construction of a Badminton Court and one Canteen for the students of the G. S. Medical College	60,327	...	60,327
Construction and equipment of a building for accommodating 60 beds for Female patients in the compound of R. P. T. B. Hospital, Sewri	2,75,263	...	2,75,263
Works at R. P. T. B. Hospital—			
(i) Construction of a drying shed
(ii) Additions and alterations to the existing mortuary	16,520	...	16,520
(iii) Additions and alterations to the existing R.M.O.'s Quarter
(iv) Construction of two additional floors over the existing Nurses Quarters at R.P.T.B. Hospital...	1,07,394	...	1,07,394
Purchase of equipment and additions and alterations to Indian military Hospital at Dharavi (Municipal Group of Hospitals at Sion)—*			
(i) Expenditure in connection with taking over the Indian Military Hospital at Dharavi	2,69,040	...	2,69,040
(ii) Addition and alteration to the existing structures at the Municipal Group of Hospitals at Sion	1,59,825	...	1,59,825
(iii) Do. to the existing structures for housing Nurses and Sisters	80,852	...	80,852
(iv) Converting one ward into quarters of M.S., A.M.O. and two Casualty Officers	34,471	...	34,471
(v) Laying 9" pipe sewer	7,339	...	7,339
Total—Works in progress carried forward	10,56,986	...	10,56,986
VI—Medical carried forward	1,02,33,230	...	1,02,33,230

‡ Inclusive of Government Share of contribution of Rs 5 lakhs Further expenditure is being incurred under Budget 'E'.

† Exclusive of Rs. 30,000 expended out of the donation from Sir Ibrahim Rahimtoola, Kt., for combined School and Dispensary at Sandhurst Road and of Rs. 27,268-8-0 expended out of the amount received from Governor's Hospital Fund which was credited to the work of construction of one new ward for small-pox unit at Arthur Road Hospital.

* Expenditure amounting to Rs. 1,10,000 is booked under Trust Fund.

APPENDIX No. 8—Contd.

	Total Capital Expenditure upto 31st March 1960	EXPENDITURE DURING 1960-61.	Total Capital Expenditure upto 31st March 1961.
	Rs.	Rs.	Rs.
VI.—Medical Brought forward ...	1,02,33,230	...	1,02,33,230
Works in Progress—Brought forward ...	10,56,986	...	10,56,986
(vi) Additions and alterations to the existing structure Nos. T/66, T/67, T/19, T/75, T/76 and waiting shed for patients at Municipal Group of Hospitals at Sion ...	1,37,968	...	1,37,968
(vii) Additions and alterations in the existing structures Nos. T/73, T/74 for converting them into Hospital Wards so as to accommodate additional 100 beds at M. G. H. at Sion ...	39,464	...	39,464
(viii) Additions and alterations to the existing structure Nos. T/61, T/62, T/63, T/64 and T/69 to accommodate labour staff at M. G. H. Sion ...	1,98,436	...	1,98,436
(ix) Additions and alterations to structures No. T/81 ...	7,125	...	7,125
Purchase of equipment for N. H. Dental College... ..	3,73,565	1,824	3,75,389
Additions and alterations on the ground floor and addition of 1st floor to the X-Ray Therapy Department at the K. E. M. Hospital
(i) Additions and alterations on the ground floor only ...	67,386	...	67,386
(ii) Construction of an additional floor over the existing X-Ray therapy Department ...	1,32,466	...	1,32,466
Construction of permanent buildings at M.G.H. Sion
(1) Construction of building No. 1 comprising of basement and ground floor	3,51,663	7,963	3,59,626
(2) Cost of land for outright payment	5,76,900	...	5,76,900
Construction of 3 additional floors over building No 1 and construction of building No. 2 comprising of basement, ground and 3 upper floors at M. G. H. Sion	17,09,028	2,56,607	19,65,635
Providing 2 additional floors over the existing R.P.T.B. Hospital Building at Sewri	6,49,529	11,442	6,60,971
Acquisition of C.S. No. 1597 part of Byculla Division for the P. F. extension of B. Y. L. Nair and T. N. M. Building	88,190	168	88,358
Providing three additional Maternity Homes with equipment
(i) (a) Construction of a Clinic and Maternity Home on Plot Nos. 185 and 189 in Naigaum Estate	2,44,651	2,634	2,46,685
(b) Construction of Staff Quarters on Plot No. 190 for the proposed Clinic and Maternity Home on Plots Nos 185 and 189 Naigaum Estate	75,127	...	75,127
Construction of a hostel Building at Haji Ali Park for 120 male students of T. N. M. College	8,06,368	30,069	8,36,437
Conversion of F Ward Stables into T. B. Isolation Ward and a clinic	2,09,932	...	2,09,932
Providing and laying gas mains for the supply of gas to Municipal General Hospital Sion with internal Gas Fittings	51,842	25	51,867
Purchase of various articles for the cordiology dept., of B. Y. L. Nair Hospital	47,014	...	47,014
Construction of two additional floors over the existing skins and Venereal diseases departments in the B. Y. L. Nair Charitable Hospital.	31,811	...	31,811
Construction of an additional floor over Ward pavilion No. 1 and 5 at K. E. M. Hospital for a Ward of 40 Beds for Children	2,22,683	207	2,22,890
(i) Construction of a new Building for the T. N. M. College at Dr. A. L. Nair Rd. on Plot bearing C.S. No. 1598 Byculla Division	30,14,314	3,38,991	33,53,365
Construction of three chawls of 24 tenements each for quarters for menial staff at the R. P. T. B. Hospital	3,53,373	...	3,53,373
Construction of quarters for staff of M. G. H. Sion on plot No. 290 (East) (part) Scheme No. 6 Sion Matunga East
(i) Construction of 96 tenements for essential labour staff of M. G. H. Sion on plot No. 290-C East Sion Matunga Estate, Scheme No. 6, including a part compound wall	4,53,568	18,782	4,72,350
(ii) Construction of additional 128 tenements for essential labour staff of M.G.H. Sion	2,17,294	5,67,392	7,84,686
Construction of an additional storey over lady student's hostel at the Seth G. S. M. College	68,478	808	69,286
Extension of the orthopaedic theatre on the ground floor and the Gynaecological Ward on the first floor and the construction of a new ward over the Gynaecological ward for Female Surgical Patients at the K.E.M. Hospital	3,80,410	788	3,81,198
Extension of Nurses Quarters, Kitchen in the nurses quarters and Fencing over the compound wall at A. R. Hospital	208	...	208
Acquisition of plot No. 113, Scheme 11, Agripada (West) Estate measuring about 141 sq. yards and bearing C.S. No. 1/1599 of Byculla Division for extension of B. Y. L. Nair Hospital and T.N.M. College	38,297	...	38,297
Construction of additional floors over the Registration Block and outpatients department for the full time departments of medicine and Surgery in the K. E. M. Hospital	3,79,009	14,009	3,93,018
Construction of an additional floor on the terrace of the Nair Hospital Dental College Building	42,402	15,204	57,606
Construction of an additional 2nd floor over the administration block for orthopaedic operation theatre at the K. E. M. Hospital	1,21,279	63,138	1,84,417
Total Works in Progress Carried over ...	1,21,46,166	13,30,051	1,34,76,217
Total VI.—Medical Carried forward ...	1,02,33,230	...	1,02,33,230

APPENDIX No. 8—Contd.

	Total Capital Expenditure upto 31st March 1960.	EXPENDITURE DURING 1960-61	Total Capital Expenditure upto 31st March 1961.
	Rs.	Rs.	Rs.
VI.—Medical Brought forward ...	1,02,33,230	...	1,02,33,230
Works in Progress C/o. ...	1,21,46,166	13,30,051	1,34,76,217
Construction of two additional floors, one over the kitchen and store-room and the other over this additional floor and Jan Mahomed Operation Theatre Block at K. E. M. Hospital, Parel ...	361	2,89,477	2,89,838
Acquisition of property bearing C.S. No. 138A/74 and 138B/74 part of Parel-Sewri Division for extension of K. E. M. Hospital and housing its staff ...	6,45,376	2,81,933	9,27,309
Construction of Pavilion to house cultural and recreational Centre for students of T. N. M. College at Haji Ali Park ...	252	37,505	37,757
Construction of a structure for opening Municipal Dispensary at Worli Koliwada ...	26,948	4,623	31,571
Construction of an additional floor over the Asstt. Deans' quarters and extension of the first floor to the full area at K. E. M. Hospital for providing quarters to teaching staff of G. S. M. College ...	1,92,631	11,985	2,04,616
Purchase of various articles required for the Cardiology Deptt. of the B. L. N. Hospital (2nd Stage) ...	7,539	...	7,539
Construction of an additional floor over the Nurses Home at the K. E. M. Hospital and providing passengers' lift for all the floors ...	2,49,336	2,10,390	4,59,726
Construction of the Turner Blocks, G. T. B. Hospital, Sewri ...	29,572	2,51,940	2,81,512
Construction of a building consisting of a ground and four upper floors to accommodate 200 bedded Hospital in the premises of R.P.T.B. Hospital, Sewree ...	56,185	5,96,938	6,53,123
Construction of additional floors over the skin and venereal Wards at the K. E. M. Hospital ...	766	99	865
Additions and alterations to the Clinic at Victoria Maternity Home at 3rd Victoria Cross Lane ...	22,279	1,045	23,324
Construction of a building and erection of a static power laundry at Bhoiwada in Scheme 57, Sewri-Wadala ...	412	378	790
Extension of Orthopaedic O.P.D. on ground floor and alterations to Aural Deptt. on 1st floor at K. E. M. Hospital, Parel ...	74	285	359
Construction of 80 tenements for essential Labour Staff of Nair Hospital at Mahalaxmi ...	90,239	1,86,656	2,76,895
Acquisition of land bearing C.S. No. 1590-91 of Byculla Division admeasuring 9,040 sq. yds. ...	8,64,492	...	8,64,492
Extension to and additional floor over the Mental Ward at the K. E. M. Hospital ...	1,09,282	28,053	1,37,335
Construction of an additional storey over the Seth G. S. M. College Buildings	17,265	17,265
Construction of a structure for a carpenter's workshop, milk centre and Labour Welfare Centre in the compound of A. R. Hospital	119	119
Acquisition of Plot No. 126, Scheme No. 11, Agripada (West) Estate admeasuring 440 sq. yds. and bearing C.S. No. 21/600 of Byculla Division for the extension of B. Y. L. Nair Charitable Hospital	50,156	50,156
Extension of the ground floor of the Blood Bank and construction of additional floor for the pharmaceutical Laboratory and connecting passage to operation theatre at the K. E. M. Hospital	6,736	6,736
Construction of an additional floor over the Clinical Pathology Department at the K. E. M. Hospital	80	80
Construction of an additional floor over the Ophthalmic Ward at K. E. M. Hospital	100	100
Construction of two additional floors over the Convalescent Home at Parel	84,127	84,127
Construction of an additional 2nd floor over the X-Ray Department for accommodating titanus ward and paying beds at K. E. M. Hospital	300	300
Construction of an additional floor over the existing Maternity Home at Cadell Road	1,122	1,122
Extension of the Office of the City Fever Hospital, Arthur Road	254	254
Construction of two additional structures at G. T. B. Hospital for Labour and Superior Staff	61,747	61,747
Construction of an additional floor over the terrace of full-time department of Medicine and Surgery for accommodating Angio Cordiograph equipment at the K. E. M. Hospital	24,194	24,194
Establishment of Thoracic and Cardiology Institute at Parel— (a) Construction of a building consisting of ground and 5 upper floors on the acquired land bearing C.S. No. No. 138A/74 and 138B/74 (PM) of Parel Sewree Division, for housing chest Institute	1,313	1,313
Construction of a ward for 168 beds in the Small Pox Unit at the Arthur Road Infectious Disease Hospital	2,67,387	2,67,387
Construction of a building for a Municipal Eye Hospital at the Junction of Bapty Road and Trimbak Parshuram Street	65,724	65,724
Construction of a new gate for the entrance of the T. N. M. College, College, B. Y. L. Nair Charitable Hospital and W. N. Dental College at Dr. A. L. Nair Road	190	190
Construction of a ward for 148 Beds in the General Unit at the Arthur Road Infectious Diseases Hospital	92,105	92,105
Total Works in Progress ...	1,44,41,910	39,04,277	1,83,46,187
Total VI Medical Relief ...	2,46,75,140	39,04,277	2,85,79,417

APPENDIX No. 8—Contd.

	Total Capital Expenditure upto 31st March 1960.	EXPENDITURE DURING 1960-61.	Total Capital Expenditure upto 31st March 1961.
	Rs.	Rs.	Rs.
VII.—STREET CLEANSING CONSERVANCY ROAD WATERING AND HALALKHORE SERVICE			
Works completed (as per Report for 1959-60) ...	1,03,82,680	...	1,03,82,680
Works completed during the year—			
Constructing an additional floor slab to the transformer house at Love Grove Pumping Station ...	55,188	...	55,188
Laying a 33" dia Pipe Sewer in Dadar road etc. ...	79,881	...	79,881
Constructing a structure for repairs Workshop at D. P. Workshop Gunting 5'-4" + 8'-0" old main sewer with 4" R.C.C. lining from Clerk Road to L. G. P. Station ...	18,298	...	18,298
	2,30,520	...	2,30,520
Total.—Works completed ...	1,07,66,567	...	1,07,66,567
Works in progress—			
Conversion of insanitary basket-privies into water-closets by subsidising House-owners ...	17,21,711	...	17,21,711
Conversion of privies on basket system into water closets by Subsidising House Owners in the northern part of the City ...	Cr 1,14,881	Cr. 40,235	Cr. 1,55,116
Construction of Public conveniences in different parts of the City ...	1,88,917	40,234	2,29,151
Renewing the old air and sealed sewage mains in the City ...	6,11,892	Cr. 9,198	6,02,694
Constructing an additional Pumping Station at Love Grove ...	32,47,603	2,62,318	35,09,921
Providing a pumping station in place of Ejector Station at Chinchpokli ...	1,75,414	10,296	1,85,710
Works in connection with the scheme for the sewage at Wadala Gowari Parts of Sewri Sion and Dharavi ...	2,08,647	...	2,08,647
Extension of Purification Plant at Dadar ...	31,87,803	50,630	32,38,433
Laying sewers in certain roads in the City where no sewers exist... Sewerage Scheme of Dharavi ...	2,01,799	33,516	2,35,315
Improving the existing sewerage system in the City ...	27,45,035	5,47,398	32,92,433
Reconstructing and renovating the Municipal chawls at Colaba occupied by the Conservancy Staff of the P. H. D. ...	56,61,180	1,009	62,08,578
Works to be carried on, by the side of the open drain from Matunga to Dharavi to pick up the sewage flowing into open drain 36" gravitation sewer along the open channel drain from 1,400, south of Lady Hardinge Road to the covered drain beyond Mahim Loop Lane... Sewer connections to buildings in different parts of the City ...	4,70,303	...	4,70,303
Construction of 244 additional tenements for conservancy staff of the Health Department at Bapty Road Yard ...	3,08,788	28,805	3,37,593
(a) Construction of 3 new chawls with ground and 3 upper floors and two additional floors over the existing chawl at Bapty Road. ...	6,24,880	...	6,24,880
(b) Construction of 96 tenements for the conservancy staff at Bapty Road Yard. ...	4,69,177	...	4,69,177
Diverging the discharge from the existing sealed sewage main of Wadala Pumping Station into a new sewer proposed to be laid in Katrak Road ...	1,153	...	1,153
Replacing the floating roof over the digestion Tank at D. P. Works by M. S. Sheets ...	1,80,545	...	1,80,545
Dredging the existing 15" scales as sewage main of Chinchpokli Ejector Station ...	5,242	...	5,242
Inter connections between existing sewers at Matunga Pumping Station ...	25,744	...	25,744
Installation of a purification plant at Love Grove for giving primary treatment to sewage existing thereat and utilising the by-products ...	36,28,238	5,07,763	41,36,001
Acquisition of C. S. No. 24 at Dadar for Municipal Housing ...	24,097	...	24,097
Provision of S. W. Entrants at the Railway Tank at Mahalaxmi Kutchi Siding ...	Cr. 584	...	Cr. 584
Construction of quarters for the staff at D. P. Works—			
Construction of a chawl of 30 rooms for labourers with ground and 3 upper floors and a building with 12 two room blocks with ground and two upper floors ...	2,44,477	3,780	2,48,257
Laying 4 C. I. pipeline for supplying sludge gas to the properties abutting Road Nos 25 and 25-B (Sion West.) ...	17,722	1	17,723
Improvement of sewerage facilities at Warden Road, Napean Sea Road ...	3,63,121	1,54,502	5,17,623
Remodelling of Colaba Sewerage Scheme ...	26,20,374	14,87,802	41,08,176
Construction of a Dung-Slurry-Making unit at D. P. Works... Providing a compound wall with gates around the D. P. Works... Providing public baths in different parts of the City ...	15,106	5,496	20,602
Laying an additional rising main of 24" dia. for conveying sewage from Matunga Pumping Station to D. P. Works ...	74,374	3,021	77,395
Construction of an additional sludge drying beds (180' x 104') at Dharavi Purification Works ...	44,909	2,491	47,400
Replacing the 6" existing dia. pipe sewer by a 9" pipe sewer in Shankar Bari Lane ...	3,46,041	1,39,848	4,85,889
Improving the water supply of Health Department Chawls (Blocks A and) Palton Road ...	84,260	18,076	1,02,336
Providing a 21" dam pipe sewer along Girgaon Road between Nowrojeeeth Street and Tyakurdwar Road junction ...	21,539	3,692	25,231
Providing on 15"-18" dia. pipe sewer along Narsj Natha Street from Chinchbunder Road ...	33,023	8	33,031
Providing sewers in Reay Road, etc. ...	122	...	122
Replacing the existing Ovoid sewer by 42" dia. Hume Pipe under S. Bridge, Byculla, ...	33,309	82,520	1,17,829
Providing brick masonry compound walls and carrying out other civil works at certain pumping and compressor stations... Providing a pumping station at Horvey Road in place of Ejector Station at Chowpatty ...	232	88,484	88,716
Construction of a Welfare Centre at Bapty Road yard ...	623	84	707
	...	119	119
	...	264	264
	...	576	576
Total Works in Progress C/o ...	2,80,41,033	34,23,300	3,14,68,333
VII—Street Cleansing Carried over ...	1,07,66,567	...	1,07,66,567

APPENDIX No. 8—Contd.

	Total Capital Expenditure upto 31st March 1960.	EXPENDITURE DURING 1960-61.	Total Capital Expenditure upto 31st March 1961.
	Rs.	Rs.	Rs.
VII.—Street Cleansing Brought forward ...	1,07,66,567		1,07,66,567
Works in Progress C/o ...	2,80,45,033	34,23,300	3,14,68,333
Construction of a compound wall around the Love Grove Purification Plant...	...	364	364
Laying a 9" dia. store ware pipe sewer along Ghorupdeo First Cross Lane	13,711	13,711
Laying a 9" dia. store ware pipe sewer along Ghorupdeo Second X Lane	6,173	6,173
Provision of submain and branch sewers in the City	1,716	1,716
Providing and laying a 6" cast iron gas main in Bhawani Shankar Road and Portugese Church Street, 'C' Ward	44,691	44,691
Works in Progress—Total ...	2,80,45,033	34,89,955	3,15,34,988
VII Shreet cleansing—Total ...	3,88,11,600	34,89,955	4,23,01,555
VIII—ROADS, DRAINS AND SEWERS			
ROADS AND OVERBRIDGES—			
ROADS—			
Works completed (as per Report for 1959-60) ...	1,30,87,406	..	* 1,30,87,406
Works in Progress—			
Remaking Roads in accordance with demands of heavy traffic...	66,33,340	...	66,33,340
Constructing a pucca retaining wall at the toe of Walkeshwar Road to support the Embankment ...	94,810	...	94,810
Widening 1st Marine Street ...	3,03,439	...	3,03,439
Providing cement concrete carriageway along the 50' road between Tulsi Pipe Line Road and Bhawanishankar Road, including modification of S.W. drainage arrangements ...	32,731	...	32,731
Permanent construction of narrow by-lanes in the City ...	5,49,343	1,58,555	7,07,898
Renewal of surfaces of roads for which no re-ewal fund exists ...	13,72,193	54,054	14,26,247
Providing traffic amenities such as (a) Subways and over-bridges (b) Traffic Islands (c) Pedestrian crossings ...	4,87,898	34,514	5,22,412
Construction of footpaths where no footpaths exist ...	2,86,757	...	2,86,757
Renewal of Surfaces of Roads taken over from Ex-Trust—			
Victoria Gardens Road, etc. ...	3,22,816	...	3,22,816
Widening the existing Kalewadi Lane to 20' and extending it to meet Qu en's Road just in front of Charni Road Railway Station ...	44,252	...	44,252
Acquisition of properties in connection with the construction of new 72' Road connecting Girgaum Road to Charni Road ...	4,13,191	...	4,13,191
Paving footpath at Mahim Causeway from Mori Road to the bridge ...	40,646	...	40,646
Constructing Tejpal Road West of Gowalia Tank Maidan ...	36,278	...	36,278
Widening of Globe Mill Passage ...	Cr. 5,631	...	Cr. 5,631
Concreting important road junctions ...	3,02,153	...	3,02,153
Resurfacing the main roads which have semi grouted surfaces in concrete ...	5,62,093	18,676	5,80,769
Resurfacing the main semigrouted roads in premix asphalt construction
(i) R surfacing the main Roads with Re-condo Process Stage I ...	7,44,553	...	7,44,553
(ii) R surfacing the main Road with Re-condo Process Stage II ...	4,76,142	...	4,76,142
Permanent construction of Tulsi Pipe line Road between Delisle Road and Fergusson Road ...	97,636	35,378	1,33,014
Improving traffic conditions at the inter sections of Hughes Road, Peddar Road and Gowalia Tank Road ...	43,827	5,458	49,285
Widening Kennedy Bridge ...	18,823	42	18,865
Treating with 31 Asphaltic concrete surfaces of 25 roads in the City comprising an area of 1,58,624 sq. yards approximately.	2,02,266	3,54,413	5,56,679
Construction of roads with Storm Water Drainage arrangement in the area known as Chhaktichi Wadi, Tulsi Wadi near Body Guards Li'Wne, Arthur Road, etc. ...	51,624	9,577	61,201
Permanent construction of DeLisle Road from Curry Road Bridge to Arthur Road ...	53,120	2,82,322	3,35,442
Acquisition of C. S. No. 1/401 (Part of Tardeo Division) at Tardeo Road opp. Film Centre for widening roads 164 sq. yard... so	5,025	128	5,153
Concreting junctions in different parts of the City	1,27,529	1,27,529
Construction of a retaining wall supporting the footpath on the western side of Mahim Causeway	4,02,431	4,02,431
Resurfacing the Major Roads in the City...	...	23,79,196	23,79,196
Total—Works in progress ...	1,31,69,325	38,62,273	1,70,31,598
Total Roads ...	2,62,56,731	38,62,273	3,01,19,004
OVERBRIDGES—			
Works completed (as per Report for 1958-59) ...	54,36,316	...	54,36,316
Construction of an overbridge across the Harbour Branch Line of G. I. P. Railway South of Kurla Station ...	6,300	...	6,300
Overbridges—Total ...	54,42,616	...	54,42,616
STREET IMPROVEMENTS—			
Street Improvements in different places—Set-backs ...	2,00,18,387	1,33,711	2,01,52,098
Adding set-backs to roads ...	7,07,095	25,065	7,32,160
Special Street Improvements ...	**19,000	..	19,000
Street Improvements—Total ...	2,07,44,482	1,58,776	2,09,03,258

* Inclusive of Rs. 1,56,500 contributal by the Port Trust for Wadi Bunder Road.

† Inclusive of Rs. 91,234 received from Government on account of contribution from Provincial share of Petrol tax and widening the bridge at Love Grove Pumping Station

** This was paid out of Road Improvement Fund

APPENDIX No. 8—Contd..

	Total Capital Expenditure upto 31st March 1960.	EXPENDITURE DURING 1960-61.	Total Capital Expenditure upto 31st March 1961.
	Rs.	Rs.	Rs.
DRAINS AND SEWERS—			
Works completed (as per Reports for 1959-60)	3,86,72,944	...	3,86,72,944
Works completed—			
Raising sen wall at Hornby Vellard and providing kerb line and drainage arrangement	1,02,383	...	1,02,383
concreting the open space after covering the water course to the South of Fitwalla Road	21,225	...	21,225
Total—Works completed ...	3,87,96,552	...	3,87,96,552
Works in progress—			
Drainage connections in different parts of the City	7,83,840	...	7,83,840
Construction of water gullies on various roads in the City	46,701	...	46,701
Providing Relief drains, etc., for preventing the flooding at Vincent Road near Poibavdi	99,233	...	99,233
Additional floor over Chowkidar's quarters at (G Ward) Office * at DeLisle Road	7,346	...	7,346
Construction of a shed at Babulla Tank Drainages yard for garaging various machines	17,442	...	17,442
Measures for relieving flooding in the City	3,59,677	6,191	3,65,868
Doing away with the open side drain on the east side of Warden Road	19,643	...	19,643
Acquisition of land for shifting cemeteries at Hains Road in connection with the proposed Love Grove out fall work	4,47,634	...	4,47,634
Improving the sewerage facilities in Warden Road, Nepean Sea Road and Banganga localities	104	...	104
Laying S. W. Drains in Mahatma Gandhi Road	266	...	266
Providing carriage entrances in front of completed buildings	67,903	2,959	70,867
S. W. drainage connections to the buildings in different parts of the City.	73,364	3,574	76,938
Construction of 1/2" width of Tulsi Pipe line between Elphinstone and DeLisle Road including storm water drainage and lighting arrangement	66,138	9,913	76,051
Construction of half width of Tulsi Pipe line land between Fergusson Road and Haines Road	153	44,605	44,758
Laying Kerbs and water tables and constructing S. W. Drains along Mahatma Gandhi Road Coornergy Road	13,647	79	13,726
Providing protective works and repairs to storm water outfall in Mahim Bay—Protective works to outfall No 3-4	70,482	3,142	73,624
Providing relief drains etc., for preventing flooding at Vincent Road near Poibavdi	72,759	...	72,759
Covering the open storm water drains along narrow portions of Walkeshwar Road	12,934	...	12,934
Providing a storm water drain in Tulsi Pipe line land between Fergusson Road and Maines Road	1,32,139	4,823	1,36,962
Providing S. W. drain in Parel Government Gate Road	1,67,618	55,933	2,23,551
Providing electricity operated gates on S.W. outfall at Cleaveland Bunder etc.	38	309	347
Providing 2'-0" — 1'-6" and 24' dia. storm water drain from the end of Sleater Road to Tardeo Circle	11,689	12,520	24,209
Providing an additional 30' dia. pipe drain parallel to the existing 2'-6" dhapa drain at the western side of the railway track near Chinchpokli Railway Station	17,804	3,907	21,711
Covering the existing open drain and providing S.W. drainage arrangements in Parel Village Road	19,901	2,693	22,594
Providing S.W. drainage arrangements at Love Grove Purification Works	2,357	58,584	60,941
Providing S. W. Drain in Umerkhadi I Road in lieu of Dhapa Drains	...	12,617	12,617
Total—Works in progress ...	25,40,817	2,21,849	27,62,666
Total—Drains & Sewers ...	4,13,37,369	2,21,849	4,15,59,218
Total—VIII—Roads S.W. Drains etc. ...	9,37,81,198	42,42,898	9,80,24,096
IX.—MECHANICAL			
Works completed (as per Report for 1959-60.)	35,34,901	...	35,34,901
Works in progress—			
Installation of a Foundry at the Municipal Workshop	58,846	..	58,846
Converting a portion at the damaged at 'C' Ward Stables at North Brook Gardens into motor garages	14,126	...	14,126
Providing C. I. Railings at D. P. Works	27,153	...	27,153
Remodelling canteen at the Municipal Workshops at Foras Road	...	20,469	20,469
Works in progress—Total ...	1,00,125	20,469	1,20,594
IX.—Mechanical—Total	36,35,026	20,469	36,55,495

† This includes Rs. 15,995-1-0 met out of premia on Loans.

APPENDIX No. 8—Contd.

	Total Capital Expenditure upto 31st March 1960.	EXPENDITURE DURING 1960-61.	Total Capital Expenditure upto 31st March 1961
	Rs.	Rs.	Rs.
X.—BUILDINGS, LAND ACQUISITION AND MANAGEMENT			
COMPLETED WORKS TRANSFERRED FROM—			
XII.—Building Regulations and other measures for Public Safety—(As per Report for 1955-56) ...	17,292	...	17,292
Works completed—			
Mahalaxmi Overbridge	13,75,263	...	13,75,263
Colanji Hill Road (Part expenditure booked under VIII.—Roads etc.) ...	7,66,975	...	7,66,975
Hornby Road to Ballard Pier Road ...	1,93,18,431	...	1,93,18,431
Dalal Street ...	4,01,322	...	4,01,322
Mahim Park ...	61,95,620	...	61,95,620
Plant and Machinery ...	20,673	...	20,673
Total ...	2,80,95,576	...	2,80,95,576
MAHIM DEVELOPMENT SCHEMES—			
Scheme I.—Construction of a proposed road from Lady Jamshedji Road to Mahim Station ...	4,68,591	...	4,68,591
Scheme II.—Construction of two proposed roads and a park between Nardulla Tank and Dadar Kumbharwada ...	7,82,105	...	7,82,105
Scheme III.—Extension of the new DeLisle Road northwards to Lady Jamshedji Road ...	19,10,915	...	19,10,915
Scheme IV.—Widening and improving Lady Jamshedji Road ...	34,49,872	...	34,49,872
Scheme V.—Road in continuation of Mahim Bazar Cross Road to Tulsi Pipe Line Road ...	3,21,171	...	3,21,171
Scheme VI.—Proposed Road between Matunga and Dadar Station connecting Lady Jamshedji Road with Tulsi Pipe Line Road (Road Marked A, B) ...	63,485	...	63,485
Scheme VII.—Roads to be constructed in the area south of proposed Road between Matunga and Dadar Station as per Scheme No. VI (Roads marked B C, C D and D E) ...	5,54,285	...	5,54,285
Scheme VIII.—Roads to the south and north of E. D. Sassoon Dye Works ...	2,76,670	...	2,76,670
Mahim Development Sch.—Total ...	78,27,094	...	78,27,094
Other Works completed—as per report of 59-60 ...	16,04,502	...	16,04,502
Total—other work completed ...	16,04,502	...	16,04,502
Works in progress—			
Work of reclamation of low lying land at Dharavi ...	1,83,865	253	1,84,118
Acquisition of land bearing C.S. No. 725 part and 1/725 of Malbar Hill Division at Tardeo for housing ...	6,37,526	...	6,37,526
Laying mains in Mahim Development Scheme ...	96,707	...	96,707
Diversion of water mains affected by the Mahim Development Works ...	3,149	...	3,149
Town planning Scheme for the area near Masjid Station devastated by the explosion—Preliminary expenses, cost of Survey and acquisition ...	9,93,667	3,05,289	12,98,956
Development of the Interior portion of the Northern part of the Island at Mahim ...	17,33,493	2,63,603	19,97,096
Acquisition of sites rendered vacant by house collapse in the City along with the adjacent builtup lands for various municipal purposes ...	62,039	6,95,661	7,57,700
Acquisition of property at Naigaum bearing C.S. No. 718 of Dadar Naigaum Division for housing school and playground ...	2,67,082	...	2,67,082
Acquisition of property known as Lalbaug (Gramkhada) Market comprised in C.S. No. 49, 1/49, 123 and 1/50 of Parel Sewri Division for various municipal purposes ...	11,09,522	48,061	11,57,583
Construction of 112 Tenements opp. Labour Camp, Worli for housing Municipal Staff ...	207	5,09,452	5,09,659
Acquisition of Plot No. 6 of East Agripada (South) Estate bearing C.S. No. 1845 of Byculla Division for housing ...	2,06,951	68,524	2,75,475
Construction of Municipal staff quarters on Municipal land at the junction of road No. 1 and road No. 3 ...	164	...	164
Preliminary expenses for the preparation of Development Plan for Greater Bombay ...	49,788	3,16,852	3,66,640
Acquisition of C. S. No. 1125 (Part) of Mahim Division for housing	54,200	54,200
Construction of 24 tenements at Maratha Hospital Site	69	69
Acquisition of land at Anik chamber belonging to late Shri A. S. Nariawala Trust	13,24,224	13,24,224
Acquisition of land bearing C. S. No. 208, Parel Sewree Division owned by Cama Trust	3,65,498	3,65,498
Mahim Development and other works—Total ...	1,47,75,756	39,51,686	1,87,27,442
Interest on Capital ...	70,10,837	...	70,10,837
X.—Buildings, Land Acquisition and Management Total ...	4,98,82,169	39,51,686	5,38,33,855

APPENDIX No. 8—Contd.

	Total Capital Expenditure upto 31st March 1960	EXPENDITURE DURING 1960-61	Total Capital Expenditure upto 31st March 1961
	Rs.	Rs.	Rs.
XI.—FIRE BRIGADE			
Works completed (as per Report for 1959-60) ...	16,74,880	...	16,74,880
Works in Progress—			
Acquisition of land bearing C.S. No. 313/69 (Part), 124 and 3/69 (Part) of			
(a) Colaba Division (Old Gun Factory Site) for New Fire Brigade Station and Municipal School serving for both Colaba and Marine Drive Areas...	4,12,956	...	4,12,956
(b) Construction of Fire Brigade Station with quarter for staff at Colaba including cost of land.	4,48,085	6,858	4,54,943
Construction of quarters for Firemen two sub-officers including recreation room and canteen at the Fire Brigade Headquarters, Byculla	159	1,90,229	1,90,388
Works in progress—Total ...	8,61,200	1,97,087	10,58,287
XI.—Fire Brigade—Total ...	25,36,080	1,97,087	27,33,167
XIII.—GARDENS AND OPEN SPACES			
Works completed (as per Report for 1959-60) ...	39,52,100	...	39,52,100
Work completed during the year
Converting the stable site at 2056 (Part of Byculla Division) ...	1,28,090	...	1,28,090
Converting the stable site at 187, Part of Lower Parel Division...	1,43,205	...	1,43,205
Converting the stable site at C. S. No. 3147 of Bhuleshwar Division.	1,68,533	...	1,68,533
Total—Works completed	43,91,928	...	43,91,928
Works in progress—			
Laying a 9" pipe sewer in the compound of Victoria Gardens for draining various cages of animals.	53,005	151	53,157
Acquisition of the Mumbadevi Tank site for recreation around	17,05,570	73	17,05,643
Construction of an open air Theatre at Victoria Gardens	89,266	...	89,266
Victoria Gardens construction of—			
(a) Enclosure with pond for Hippopotamus	34,893	...	34,893
(b) Two Houses for Antropoid Apes	20,061	14,722	34,783
Proposed house for venomous snakes
Acquisition of vacant land between Plots No. 1 and 2 of Shinde-wadi at Vincent Road bearing C.S. No. 61 part of Dadar Naigaum Division for Garden at Vincent Road	4,245	...	4,245
Remodelling the ponds in the Victoria Gardens for providing boating facilities to the public	29,175	14,449	43,624
Construction of a Band Stands at Shri Sitaram Shenoy Garden, Dongri	40	15,863	15,903
Acquisition of C.S. No. 2062 (Part), 2063 (Part) and 2064 of Bhuleshwar Division at Zaoba's Wadi for a recreation ground.	19,384	5,894	25,278
Providing a recreation ground at Dighi Tank, Mahim	...	1,981	1,981
Acquisition of land bearing C. S. No. 401 of Parel Sewree Division for playground	...	3,990	3,990
Works in progress—Total ...	19,55,640	57,123	20,12,763
XIII—Gardens—Total ...	63,47,568	57,123	64,04,691
XIV.—MARKETS AND SLAUGHTER HOUSES			
Works completed (as per Report for 1959-60) ...	91,82,737	...	91,82,737
Works completed during the year,			
Construction of covered market at Dr. Meishri Road	4,51,394	...	4,51,394
Total—works completed	96,34,131	...	96,34,131
Works in progress—			
Construction of Municipal combined market on land bearing C.S. No. 43 of Sion division near King Circle High level Station	1,98,071	1,61,467	3,59,538
Converting the existing 60 wooden Stalls in Vegetable Section in the Erskine Road Market	22,399	...	22,399
Construction of a Combined Municipal Market at Worli Chawl	Cr. 3	...	Cr. 3
Acquisition of land bearing C.S. No. 43 of Sion Division near Kings Circle high level station for the construction of Municipal combined market at Matunga	2,83,888	4,440	2,88,328
Proposed construction of stalls and pavement at Gold Mohur Castle Market, Byculla	1,478,98	27	1,47,925
Construction of back to back shops at Gold Mohur Castle Market, Byculla	76	31	107
Demolition of existing purveyors shops at A.C. Market and construction of single storey building thereon including diversion of the existing storm water drain	37,185	1,54,510	1,91,695
Construction of a market at Worli Neighbourhood unit area	...	225	225
Renewal of C. I. Sheet roofing over A. C. Market (Fruit of Vegetable Section)	...	189	189
Construction of a slaughter house at Deonar	...	19,035	19,035
Works in progress Total	6,89,514	3,39,924	10,29,438
XIV.—Markets and slaughter Houses—Total ...	1,03,23,645	3,39,924	1,06,63,569

APPENDIX No. 8—Contd.

	Total Capital Expenditure up to 31st March 1960	EXPENDITURE DURING 1960-61	Total Capital Expenditure upto 31st March 1961
	Rs.	Rs.	Rs.
XV.—SLUM SERVICE.			
Works completed (as per Annual Report for 1959-60) ...	6,68,932	—	6,68,932
Works in progress—			
Realigning and regrading open storm water channel from Dadar Pumping Plant upto Century Mill ...	9,70,609	65,047	10,35,656
Covering open drain behind Arthur Road Prison. ...			
(i) Construction of 6'-0" × 6'-0" dhapa drain with R.C.C. slab in lieu of the open channel behind Arthur Road Prison for a length of 750 R.ft. ...	1,20,905	—	1,20,905
(ii) Construction of 6'-0" × 6'-0" dhapa drain with R.C.C. slab in lieu of the open channel behind Arthur Road Prison for a length of 1850 R.ft. ...	2,59,099	—	2,59,099
Providing a treble barreled R.C.C. Dhapa drain 12'×9' for a length of 1136 R.ft. from Bellasis Road Pipe Depot towards Clark Road in lieu of the open channel ...	5,63,290	12,833	5,76,123
Providing a treble barreled R.C.C. dhapa drain 12'×9' for a length of 1100 R.ft. from Bellasis Road Pipe depot towards Clark Road i.e., from 1136 R.ft. to 2236 R.ft. in lieu of the open channel ...	5,50,382	12,479	5,62,861
Providing a treble barreled R. C. C. dhapa drain 12'×9' for a further length of 1,154 ft. in continuation of the covered length of 2,236 R.ft. at Bellasis Road ...	5,45,027	82,260	6,27,287
XV—Works in Progress—Total ...	30,09,312	1,72,619	31,81,931
XV.—Slum Service—Total ...	36,78,244	1,72,619	38,50,863
XVI.—MEASURES FOR CIVIL DEFENCE.			
Purchase of Stores Equipment ...	1,87,149	—	1,87,149
XVII.—GREATER BOMBAY.			
Preliminary expenses in connection with the preparation of the Master Plan for Greater Bombay (Municipal Share) ...	2,85,056	77	2,85,133
XVIII.—INDUSTRIAL ESTATES			
Construction of an Industrial Estate building of ground and 3 upper floors consisting of 125 units of the Municipal Land bearing C.S. No. 161-162 of the Tardeo Division at Bapty Road ...	196	50	246
XVIII—Industrial Estates Total ...	196	50	246
DISCOUNT AND OTHER CHARGES ON THE LOANS			
Discount and other charges on the loans (upto 1958-59) ...	66,33,952	—	*66,33,952
Discount and other charges—Total ...	66,33,952	—	66,33,952

* Out of this, a sum of Rs. 11,004-15-0 was met out of premia on loans.

APPENDIX No. 8—(Contd.)

	Total Capital Expenditure upto 31st March 1960.	EXPENDITURE DURING 1960-61.	Total Capital Expenditure upto 31st March 1961.
	Rs.	Rs.	Rs.
PLANT AND MACHINERY			
Completed items—			
Plant and Machinery purchased (as per Report 1959-60) ...	81,68,449	...	81,68,449
Items completed during the year—			
I.—GENERAL SUPERVISION			
Purchase of one 16 m.m. projector with R.C.A. or Belland Howell with rewinding Jermi ...	5,769	...	5,769
Providing air conditioning equipment in the Corporation Hall and the room occupied by the Mayor ...	94,342	...	94,342
Provision of a suitable water closet with water connections to each floor at the Municipal Head Office Building ...	12,741	...	12,741
Stand by water pump at the Municipal Head Office ...	2,945	...	2,945
II.—WATER WORKS			
Purchase of indicators showing loss of head and rate of flow for Tulsa Filters ...	7,001	...	7,001
Replacement of recording mechanism of Ventury No. 2061 on 60" Tansa Main at Powai ...	10,394	...	10,394
Replacement of one Diesel Engine and Pump at Tulsa Chlorinating Plant ...	19,665	...	19,665
Replacement of the existing engines of three Motor Trolleys ...	9,128	...	9,128
Replacement of Peter 25 H.P. Diesel Engines complete with 4" Centrifugal Pump and Compressor ...	19,405	...	19,405
Purchase of a Mechanical Power Hammer for Blacksmith's Shop at Maintenance Branch DeLisle Road ...	4,750	...	4,750
Replacing the damaged 36" sluice valve on the 72" west main at Kasheli Anchor Block ...	8,599	...	8,599
VI.—MEDICAL RELIEF, Etc.			
Purchase of one ambulance in replacement of BMZ 2609 ...	23,322	...	23,322
Purchase of one ambulance in replacement of BMY 4895 ...	20,556	...	20,556
Providing water heating equipment with an additional storage tank for Physio Therapy department of K. E. M. Hospital ...	13,371	...	13,371
Purchase of a horizontal High Pressure Sterilizer for Pharmacist department at B. Y. L. Nair Charitable Hospital ...	23,690	...	23,690
Purchase of Bamstead single distilled water plant of 5 gallons capacity to work of Electricity or Gas at M.G.H. Hospital, Sion ...	7,200	...	7,200
Refund Camera with Accessories for the Ophthalmic Department at K. E. M. Hospital ...	10,123	...	10,123
Purchase of Electric Welding Machine for minor welding repairs at K. E. M. Hospital ...	2,262	...	2,262
Installing a new X-Ray Developing Refrigeration Unit in the X-Ray Department of G. T. B. Hospital ...	6,098	...	6,098
Purchase of an ambulance in replacement of old one for L. T. Hospital, Sion ...	23,884	...	23,884
Purchase of one hot and cold water sterilizer for L. T. M. G. H., M. G. Sion ...	6,994	...	6,994
Purchase of a portable X-Ray Unit for L. T. M. G. H., Sion ...	9,156	...	9,156
Purchase of one high pressure sterilizer for L. T. M. G. H., Sion ...	7,875	...	7,875
Purchase and installation of a suitable camera for taking pictures of 70 m.m. or 5"4" to be fitted to Watson's 200 M.A. X-Ray machine and accessories thereof for the use of Princess Street T.B. Clinic ...	28,107	...	28,107
VII.—STREET CLEANSING, Etc.			
Purchase of 12 low loader refuse collectors ...	3,10,044	...	3,10,044
Purchase of 90 trailers ...	3,84,125	...	3,84,125
Two spare 15 BnP electric motors for activated sludge plant at D. P. Works ...	2,481	...	2,481
Purchase of machinery required for a repair workshop at D. P. works Digestion Tank Agitation Motor ...	17,278	...	17,278
D. F. S. Tank Brige Motor and Filter Fan Motor for D. P. Works ...	3,379	...	3,379
Taking over trolley tracks and lifting wagons for the Purification Plant at Dharavi from Vaitarna Works ...	5,187	...	5,187
Purchase of 2 Nos. International Gramlo Tractor Model B.T.D. with drot skids shovel and Bull Angle Dozer Blades ...	10,420	...	10,420
	1,14,093	...	1,14,093
VIII.—ROADS, S.W. DRAINS, Etc.			
Diesel Road Roller, Marshall Type RT508 ...	35,669	...	35,669
IX.—MECHANICAL			
Purchase of elding welding set for outdoor welding job ...	6,405	...	6,405
XI.—FIRE BRIGADE			
Purchase of motor ambulance in replacement of Ambulance No. 14.	24,000	...	24,000
Purchase of motor ambulance in replacement of Ambulance No. 17.	24,000	...	24,000
XII.—LICENSING, Etc.			
Purchase of a lorry in replacement of BMT 4279 ...	19,146	...	19,146
Total.—Completed items during the year ...	13,33,604	...	13,33,604
Grand Total.—Completed items ...	95,02,053	...	95,02,053

APPENDIX No. 8—(Contd.)

	Total Capital Expenditure upto 31st March 1960.	EXPENDITURE DURING 1960-61.	Total Capital Expenditure upto 31st March 1961.
	Rs.	Rs.	Rs.
PLANT AND MACHINERY TO BE PURCHASED OUT OF NET PREMIA FUND			
II.—WATER WORKS			
Purchase of a Multi potentiometer for corrosive Testing ...	1,186	...	1,186
Providing two 48" electrically operated Sluice Valve on 48" Inlet Mains at M. H. R. ...	44,999	14	45,013
Purchase of New Meters ...	5,88,554	29,797	6,18,351
Providing a 24" electrically operated Sluice Valve on 32" Inlet Mains at M. H. R. ...	7,465	...	7,465
V.—PUBLIC HEALTH DEPARTMENT			
Purchase of a Mobile Van for Dog destruction work in the City ...	7,500	...	7,500
Purchase of one truck two town capacity for insecticide branch	5,857	5,857
VI.—MEDICAL RELIEF AND EDUCATION			
Laundry equipments complete ...	3,145	...	3,145
Purchase of one High Pressure Sterilizer for L. T. M. G. H. Sion,	2,306	2,306
VII.—STREET CLEANSING, ETC.			
Purchase of equipment for improving the methods of collection and transport of refuse in the City ...	5,00,104	46,725	5,46,829
Purchase of 15 pickups for the new stationery trailers ...	91,242	...	91,242
Conversion of 30 Motor Carts into trailers	4,837	4,837
Purchase of six spare impellers for L. G. P. Station-four for 56 M.G.D. capacity pumps and two for 40 M.G.D. capacity pumps complete with spares and accessories for two impellers	34,190	34,190
VIII.—ROADS, DRAINS, SEWERS			
Heavy 3 Wheel Road Rollers (No. 5) ...	2,05,818	...	2,05,818
Dust Extraction Plant for Worli Crushers ...	38,264	...	38,264
Mechanical Spreader (New) No. 1 ...	98,207	...	98,207
XI.—FIRE BRIGADE			
Purchase of one New Motor Jeep	18,915	18,915
XII.—LICENSING, Etc.			
Purchase of two encroachment lorries	48,180	48,180
MUNICIPAL PRINTING PRESS			
Purchase of one 10'×15" Original Heidelberg Automatic Printing Machine ...	14,437	487	14,924
Purchase of Automatic Printing Machine size 15"×20" ...	21,000	688	21,688
Total.—Plant and Machinery purchased out of Net Premia Fund.	16,21,921	1,91,996	18,13,917
FIRE AND ACCIDENT INSURANCE FUND			
I.—GENERAL SUPERVISION, ETC.			
Purchase of a Paymasters Station Wagon in replacement of BMZ 3822 purchased in the year 1949-50	26,620	26,620
Purchase of a Station Wagon for Paymaster	25,000	25,000
II.—WATER WORKS			
Purchase of New Meters ...	5,12,775	...	5,12,775
Replacing the 30" double operated sluice valve in the Back Bay outlet at Netaji Subhash Road junction Veer Nariman Road ...	1	67	68
Purchase of one Portable Chlorination Plant ...	15,000	1,170	16,170
Replacement of "Planet National Diesel Locomotive" for O. C. Division Branch ...	35,000	3,871	38,871
Replacement of lathe in Workshop at Maintenance Branch (Inside City) ...	10,000	6,910	16,910
Purchase of double operated transformer type Electrical Plant Welding ...	5,636	...	5,636
Purchase and installation of pumping unit for 32" old Vehar inlet B.M.R.	19,878	19,878
Purchase of one 5 Ton Motor Lorry for Maintenance Branch	36,082	36,082
Replacement of 2 Nos. level recorder at B. H. R.	9,284	9,284
Replacement of two motor trolleys in the Outside City Division	3,532	3,532
Replacement of out Board Engine of the Boat at Vehar	7,110	7,110
V.—PUBLIC HEALTH DEPARTMENT			
Purchase of a delivery van for carrying despatch of the Health Department in replacement of present van No. BMS 9080	21,550	21,550
Purchase of a mobile van for dog destruction work in the City ...	4,793	...	4,793
	5,83,205	1,61,074	7,44,279

APPENDIX No. 8—(Contd.)

	Total Capital Expenditure upto 31st March 1960.	EXPENDITURE DURING 1960-61.	Total Capital Expenditure upto 31st March 1961.
	Rs.	Rs.	Rs.
VII.—STREET CLEANSING AND CONSERVANCY	5,83,205	1,61,074	7,44,279
Installation of two additional pumping sets with necessary equipments at Mahim P. S. ...	64,441	...	64,441
Replacing pumps at D.P. Works by pumps of larger capacity, supply and erection of two electrically driven vertical spindle pumps for Matunga Pumping station ...	1,30,525	...	1,30,525
Supply and installation of four electrically driven pumping sets for the proposed pumping station of T. P. Line Road ...	89,770	...	89,770
Purchase of equipment for improving the methods of collection and transport of refuse in the City ...	1,38,130	649	1,38,779
Purchase of Gas Meters ...	31,196	...	31,196
Purchasing and installing 4 Nos. of air Compressors for inflating tyres at the four different garages ...	26,227	...	26,227
Mechanical Horse or pick-up with 5 trailers for Dadar and Dharavi Purification Works ...	11,545	1,210	12,755
Purchase of Mechanical Horse or pick-up and trailers for removal and silt and screening for the three detritus tanks at L. G. P. Station 1 and 2 ...	25,834	...	25,834
Replacement of M.S. overflow channels of the final settlement tank of aeration rows No. 1 to 6 at Dadar Purification Works ...	25,834	...	25,834
Purchase of 2 spare engines complete with power take off and radiator for Scammel Mechanical horses ...	8,178	...	8,178
Purchase of one pick up van for operating choke machines	16,730	16,730
	...	20,905	20,905
VIII.—ROADS, S.W. DRAINS, Etc.			
Purchase of Electrical Welding Set	4,511	4,511
Purchase of Pillar Drilling Machine with independent electric drive	6,339	6,339
IX.—MECHANICAL			
Purchase of 3 ton truck for the Municipal Workshops	25,473	25,473
XI.—FIRE BRIGADE			
Purchase of a motor pump with escape in replacement of motor pump No. 19 ...	99,810	...	99,810
Purchase of ambulance in replacement of Ambulance No. 15	21,421	21,421
Purchase of ambulance in replacement of Ambulance No. 18	24,242	24,242
MUNICIPAL PRINTING PRESS			
Purchase of Automatic wire stitching Machine 2 nd capacity ...	7,350	...	7,350
Total.—Plant and Machinery purchased out of Fire and Accident Insurance Fund.	12,42,045	2,82,554	15,24,599
<i>Plant and Machinery to be purchased out of Hospital Fund</i>			
V.—PUBLIC HEALTH DEPARTMENT			
Purchase of one Truck of 2 tons capacity for Insecticide Branch	20,000	20,000
VI.—MEDICAL RELIEF AND EDUCATION			
Standby Pumping unit complete and placing in position at K. E. M. Hospital ...	6,550	...	6,550
Equipment for Neuro-Surgical Unit at K. E. M. Hospital ...	33,278	...	33,278
Purchase of Diagnostic X-Ray Unit for the B.Y.L. Nair Hospital ...	76,568	...	76,568
Disinfecter Boiler for M. G. Hospital, Sion ...	47,480	...	47,480
Purchase of additional X-Ray Machine for K. E. M. Hospital ...	1,34,672	3,655	1,38,327
Bronchoscope complete for the Aural Department at the K. E. M. Hospital ...	6,060	1,900	7,960
Purchase of Operation Light for M. G. H., Sion ...	2,599	...	2,599
Purchase of a single channel E. C. G. Machine for B. Y. L. Nair Hospital ...	5,324	...	5,324
Purchase of X-Ray apparatus for T.B. Clinic at Princess Street ...	489	...	489
Purchase of Fluoroscope with Facilities for both verticle and lying down position for B. Y. L. N. Hospital	4,786	4,786
Purchase of a mass miniature X-Ray camera to the existing 400 M.A. X-Ray Machine at R. P. T. B. Hospital	9,242	9,242
Purchase of a water sterilizer for the Operation Theatre of the B. Y. N. Nair Charitable Hospital	8,732	8,732
Providing Air Conditioning Plant to 2 Nos. 500 M.A. X-Ray Machine rooms at the X-Ray block at the K. E. M. Hospital complete with all the works	21,516	21,516
Purchase of Electrical still for Pyrogen free distilled water for the Pharmacist Department at the B. Y. L. N. Charitable Hospital	7,298	7,298
Purchase of Micro Manipulator for the Anatomy Department of T. N. M. College	6,562	6,562
Purchase of one High Pressure Sterilizer for L.T.M.G.H., Sion	16,000	16,000
Purchase of a Battery of Sterilizer for L. T. M. G. H., Sion	16,755	16,755
Purchase of operation table for B. Y. L. Nair Charitable Hospital	21,484	21,484
Purchase of a new X-Ray Unit together with mass miniature X-Ray camera, for Foras Road T.B. Clinic	68,687	68,687
Purchase of an ambulance in replacement of BMS-3404 (New No. BMU-7028)	24,921	24,921
Purchase of one High Pressure steam sterilizer for L. T. M. G. H., Sion	13,550	13,550
Purchase of Boric A. G. Diathermy Unit for B. Y. L. Nair Hospital	10,679	10,679
	3,13,020	2,55,767	5,68,787

APPENDIX No. 8—(Contd.)

	Total Capital Expenditure upto 31st March 1960.	EXPENDITURE DURING 1960-61.	Total Capital Expenditure upto 31st March 1961.
	Rs.	Rs.	Rs.
VII.—STREET CLEANSING AND CONSERVANCY, ETC.	3,13,020	2,55,767	5,68,787
Providing booster Air Compressor sets two at Carrol Road and on at Kittridge Road ...	42,029	...	42,029
Purchase of equipment for improving the methods of collection and transport of refuse in the City ...	12,16,890	...	12,16,890
Six pump impellers shaft assemblies and accessories for various pumping stations ...	13,374	...	13,374
Total.—Plant and Machinery to be purchased out of Hospital Fund	15,85,313	2,55,767	18,41,080
<i>Plant and Machinery to be purchased out of Pre-cast Concrete Slab Pavement Renewal Fund</i>			
VII.—STREET CLEANSING, ETC.			
Purchase of Gas Meters ...	16,068	...	16,068
Total.—Plant and Machinery to be purchased out of Pre-cast Concrete Slab Pavement Renewal Fund ...	16,068	...	16,068
<i>Plant and Machinery to be purchased out of Slum Service Fund</i>			
II.—WATER WORKS			
Providing two 48" electrically operated sluice valves on 48" inlet mains at M. H. R. ...	13,125	...	13,125
VII.—STREET CLEANSING AND CONSERVANCY			
Replacing Pumps at D. P. Works by pumps of larger capacity.	1,266	...	1,266
Total.—P. and M. to be purchased out of Slum Service Fund	14,391	...	14,391
<i>Plant and Machinery to be purchased out of Renewal of Road Surfaces Fund</i>			
VII.—STREET CLEANSING AND CONSERVANCY			
Purchase of equipment for improving the methods of collection and transport of refuse in the City ...	6,78,408	...	6,78,408
VIII.—ROADS, DRAINS AND SEWERS			
Heavy 3 Wheel Road Rollers (No. 5) ...	37,476	...	37,476
Purchase of road equipment ...	12,504	...	12,504
IX.—MECHANICAL			
Electric blower, winding machine tool box and testing bench for the electric shop ...	1,887	...	1,887
Total.—Renewal of Road Surfaces Fund ...	7,30,275	...	7,30,275
<i>Plant and Machinery to be purchased out of Land Reclamation and Acquisition Fund</i>			
I.—GENERAL SUPERVISION, ETC.			
Replacement of the machinery of the existing lift at Municipal Head Office ...	3,226	1,138	4,364
Purchase of a delivery van for C. S. Department ...	26,021	...	26,021
II.—WATER WORKS			
Providing two 48" electrically operated sluice valves on 48" inlet mains at M. H. R. ...	299	...	299
Replacing of 3 H.P. Pumping units at Vohar by 2 High Pressure Units ...	11,426	3,809	15,235
Providing 30" electrically operated sluice valve on 36" Tanas inlet at Bhandarwada Hill Reservoir	10,752	10,752
Taking over from Government Cement Gun purchased in connection with the work of sinking T. P. lines and diversion of trolley track at Santacruz	10,719	10,719
Total. C/o. P. and M. to be purchased out of Land Reclamation Acquisition Fund.	40,972	26,418	67,390

APPENDIX No. 8—(Contd.)

	Total Capital Expenditure upto 31st March 1960.	EXPENDITURE DURING 1960-61.	Total Capital Expenditure upto 31st March 1961.
	Rs.	Rs.	Rs.
VII.—STREET CLEANSING AND CONSERVANCY, ETC.	40,972	26,418	67,390
Additional capacitors or condenser in at the D. P. Works extension plant to improve the Power Factor ...	12,928	...	12,928
Purchase and installation of one compressor for inflating tyres at Mahalaxmi Siding ...	3,401	...	3,401
Provision of capacitors at Colaba A. C. Station to improve the Power Factor ...	11,854	...	11,854
Purchase of equipment for improving the methods of collection and transport refuse ...	11,508	...	11,508
Vinthes No. 4 ...	4,364	132	4,496
Replacement of pumps at D. P. Works by pumps of larger capacity ...	45,583	1,403	46,986
Purchase of gas meters ...	5,563	...	5,563
Two electrically driven Air Compressors for the detritus tank at the Dharavi Purification Plant ...	2,887	...	2,887
Purchase of one spare set of sulzer horizontal pump shafting, bushes bearings, etc., without C.I. casing for the horizontal sulzer Pumps	10,905	10,905
VIII.—ROADS, DRAINS, ETC.			
Purchase of one Silt Lorry ...	Cr. 120	...	Cr. 120
Purchase of six numbers of 8-10 tons capacity Areling Jessop Road Rollers	3,13,910	3,13,910
IX.—MECHANICAL			
Taking over Track No. B.M.S. 3099 including two spare tyres from Vaitarna Scheme ...	4,321	...	4,321
Purchase of machinery for Municipal Workshops for replacements	15,753	15,753
X.—BUILDINGS, LAND ACQUISITION, Etc.			
Purchase of Ferrow-Printing Machine	15,000	15,000
XI.—FIRE BRIGADE			
Purchase of Jeep in Replacement of Jeep No. 1 ...	17,454	...	17,454
Purchasing a new Trailer Fire Pump to replace the old one No. 29 ...	11,625	750	12,375
Total.—Plant and Machinery to be purchased out of Land Reclamation and Acquisition Fund.	1,72,340	3,84,271	5,56,611
<i>Plant and Machinery to be purchased out of Plant and Machinery Depreciation Fund.</i>			
I.—GENERAL SUPERVISION, ETC.			
Replacement of the machinery of the existing lift at the Municipal Head Office ...	25,413	...	25,413
II.—WATER WORKS.			
Purchase of new meters ...	5,96,673	27,525	6,24,198
Providing a 30" electrically operated Sluice Valve on 36" Inlet mains at M. H. R. ...	10,620	...	10,620
VI.—MEDICAL RELIEF, Etc.			
Dental X-Ray machine in L. T. M. G. H., Sion	4,823	4,823
Purchase of a 200 m m. X-Ray Generator and 3/1 phase volt reducing transformer for the G. T. B. Hospital, Sewree	21,077	21,077
VII.—STREET CLEANSING AND CONSERVANCY			
Purchase of equipment for improving the methods of collection and transport of refuse in the City ...	5,29,271	...	5,29,271
Purchase of one centrifugal pump for D. E. Maintenance Portable Electric Welding Plant INO.	12,257	12,257
	...	2,312	2,312
VIII.—ROADS, DRAINS, ETC.			
Purchase of road equipment ...	4,33,962	...	4,33,962
XI.—FIRE BRIGADE			
Purchase of one 120 feet turn table ladder in replacement of old one ...	1,52,529	...	1,52,529
Installation of Radio Telephony with construction of 200 ft. mast at F. B. Headquarters at Byculla	84,135	84,135
Motor Jeep in replacement of Jeep No. 2	18,915	18,915
MUNICIPAL PRINTING PRESS			
Purchase of one Chinese make Cylinder Macinno, etc.	17,325	17,325
Total.—Plant and Machinery to be purchased out of Plant and Machinery Depreciation Fund.	17,48,468	1,88,369	19,36,837

APPENDIX No. 8—Contd.

	Total Capital Expenditure upto 31st March 1960.	EXPENDITURE DURING 1960-61.	Total Capital Expenditure upto 31st March 1961.
	Rs.	Rs.	Rs.
<i>Plant and Machinery to be purchased out of Garden Fund.</i>			
VII.—STREET CLEANSING, ETC.			
Replacing pumps at D. P. Works by pumps of larger capacity ...	37,178	...	37,178
Supply and installation of four electrically driven pumping sets for the proposed pumping Station at T. P. Line Road ...	3,000	...	3,000
Total.—Garden Fund ...	40,178	...	40,178
<i>Plant and Machinery to be purchased out of K. E. M. Hospital Equipment Fund.</i>			
VI.—MEDICAL RELIEF AND EDUCATION			
Purchase of Fluroscope with facilities for both verticle and lying down position for the B. Y. L. Nair Charitable Hospital ...	6,809	...	6,809
Total.—K. E. M. Hospital Equipment Fund ...	6,809	...	6,809
<i>Plant and Machinery to be purchased out of K. E. M. Hospital Research Fund.</i>			
VI.—MEDICAL RELIEF AND EDUCATION			
Laundry Equipments Complete ...	56,490	...	56,490
Total.—K. E. M. Hospital Research Fund ...	56,490	...	56,490
Total.—Plant and Machinery—Works in progress ...	72,34,298	13,02,957	85,37,255
Total.—Plant and Machinery ...	1,67,36,351	13,02,957	1,80,39,308
Assets written off ...	Cr. 1,32,45,607	Cr. 11,89,145	Cr. 1,44,43,752
Total.—Plant and Machinery ...	34,81,744	1,13,812	35,95,556
TRUST FUND			
Works completed (as per Report 1959-60) ...	44,18,338	...	44,18,338
Works in progress—			
Providing a Convalescent Home of 120 beds with equipment and staff quarters at Parel near K. E. M. Hospital ...	47,233	6,743	53,976
Purchase of equipment, instruments etc., for the Blood Bank at K. E. M. Hospital ...	14,781	...	14,781
Construction and equipment of an additional floor over Ward Pavilion No. 2 at K. E. M. Hospital ...	2,36,581	...	2,36,581
Government share of the cost of preliminary expenses in connection with the preparation of Master Plan for Greater Bombay ...	2,40,034	...	2,40,034
Construction of a building for the Blood Bank at K. E. M. Hospital. ...	30,000	...	30,000
Additional accommodation for Female Ward at Turner Sanatorium. ...	2,99,997	...	2,99,997
Construction of an orchid house at Victoria Garden ...	5,305	...	5,305
Construction of a permanent screen wall at the new drying ground for Dhobies at Mahalaxmi Katchra Siding ...	12,000	...	12,000
Construction of a building for an electrically operated crematorium at Chandanwadi ...	99,929	...	99,929
Construction of a P. C. at the footbridge near the junction of Chinchbunder Road, etc. ...	499	...	499
Construction of additional 3 floors over the recently constructed building No. 1 and Building No. 2 comprising of basement ground and 3 upper floors at M. G. H., Sion ...	99,750	...	99,750
Construction of a pedestrian Subway near Churchgate Station ...	1,23,103	...	1,23,103
Proposed extension to Orthopaedic Theatre on the ground floor, Gynaecological Ward on 1st floor and a new Ward for female patients on 2nd floor at K. E. M. Hospital ...	24,538	175	24,713
Construction of additional floors over the Registration Block and Out-patients Department for the full-time departments of Medicine and Surgery in the K. E. M. Hospital ...	93,416	31,314	1,24,730
Construction of a Recreation Centre at Chowpatty—Raja Baldevdas Birla Kreedra Kendra	842	842
Construction of 100 additional stones and 50 Bhaties for washing clothes at Dhobighat, Mahalaxmi to rehabilitate the Dhobis from Forjet Street and Tardeo	14	14
Total.—Works in progress ...	13,27,166	39,038	13,66,254
Total.—Trust Fund ...	57,45,504	39,038	57,84,592
<i>Worn out Water Mains Renewal Fund.</i>			
Works completed (as per Report for 1959-60) ...	9,64,526	...	9,64,526
Total.—Worn out Water Mains Renewal Fund ...	9,64,526	...	9,64,526
<i>Land and Buildings Fund.</i>			
Lands purchased and Buildings erected out of the Municipal Land and Buildings Fund ...	43,03,044	...	43,03,044

Appendix No. 10.
SINKING FUND.

Statement showing the Actual Investments on account of the Sinking Fund of different Municipal Loans upto 31st March 1961, compared with the amounts which should have accumulated upto that date on the basis of the Fixed Instalments and the sums set aside as Sinking Fund as at 31st March 1961.

NAME OF LOAN.	Amount raised.	When raised.	When repayable.	Amount of Annual Sinking Fund Instalment.	Date when Sinking Fund commenced.	Amount of Sinking Fund which should have accumulated upto 31st March 1961 at Compound Interest.
1	2	3	4	5	6	7
	Rs.			† Rs.		Rs.
<i>6 per cent. Municipal Loans (4 per cent. basis).</i>						
160 Lakhs Loan for the Improvement of Water Supply in Bombay.	1,60,00,000	Between 22nd September 1924 and 31st March 1925 (First issue). Between 18th November 1924 and 31st March 1925 (Second issue).	1st December 1954	...	1st December 1925	53,500
<i>5 and 6 per cent. Municipal Loans (3½ per cent. basis).</i>						
147 Lakhs Tansa Water Works Loan ...	1,47,00,000	Between 5th June 1886 and 24th Dec. 1891.	(a) Between 1st January 1943 and 1st January 1953.		1st January 1893	(b) 10,000
10 Lakhs Loan for the Conversion of S.W. Reservoir at Clerk Road into a Public Park.	10,00,000	2nd July 1920	1st July 1980	5,089	1st July 1921	4,41,523
37 Lakhs Loan (1929-30)	26,21,500	From 19th July 1929 to 1st August 1929.	1st August 1959	50,782	1st August 1930	32,500
31.43 Lakhs Loan for the repayment of 40 Lakhs Loan due 19th December 1929	26,14,000	Do.	1st August 1949.	40,000
40 Lakhs Loan (1930-31)	40,00,000	From 20th September 1930 to 6th October 1930.	At the option of the Corporation on or after 1st December 1950 on giving 3 Months' notice by public advertisement or on 1st December 1960.	...	1st June 1931	19,500
<i>4 per cent. Municipal Loans (3½ per cent. basis.)</i>						
25 Lakhs Loan for Sewerage, Water, etc. Works.	25,00,000	17th and 18th July 1899.	1st November 1939	*1,000
<i>4 per cent. Municipal Loans (3 per cent. basis).</i>						
30 Lakhs Loan for the acquisition of sites for the construction of various Over-bridges in the City.	30,00,000	29th July 1909 and 10th August 1910.	1st May 1949	...		26,000
70 Lakhs Loan for reduplication of Tansa Main and other Auxiliary Works.	70,00,000	9th September 1913, 22nd July 1914 and 10th April 1915.	Rs. 49,40,000 on 1st June 1954. " 20,60,000 on 1st June 1974. Rs. 70,00,000	12,634	1st June 1915	12,49,614
0 Lakhs Loan for Street Improvements.	20,00,000	9th September 1913 and 24th September 1915.	1st May 1955	26,524	1st May 1916	1,500
					Carried forward	18,75,137

(a)	Rs.	Repayable on	Less— Repaid—	Rs.	(b)	Balance.
			From 1-1-1928			Rs.
	2,00,000	1-1-1928.		2,00,000		...
	52,91,500	1-1-1933.	" 1-1-1933 to 31-3-1940	52,91,500		...
	22,08,500	1-1-1943.	" 1-1-1943 to 31-3-1950	22,07,500		1,000
	17,00,000	1-1-1946.	" 1-1-1946 to 31-3-1950	16,96,000		4,000
	10,00,000	1-1-1948.	" 1-1-1948 to 31-3-1954	10,00,000		...
	43,00,000	1-1-1953.	" 1-1-1953 to 31-3-1956	42,95,000		5,000
	Rs. 1,47,00,000			1,46,90,000		10,000

* Stoppage is recorded against this Debenture.

† All the Sinking Fund Instalments were re-arranged during 1906-07 on a 3½ per cent. basis as per Corporation Resolution No. 4946 of 9th February 1905 and are further re-arranged from 1st April 1928 as per Corporation Resolution No. 6114 of 12th September 1927.

Appendix No. 10—(contd.)

NAME OF LOAN.	Amount raised.	When raised.	When repayable.	Amount of Annual Sinking Fund Instalment.	Date when Sinking Fund commenced.	Amount of Sinking Fund which should have accumulated up to 31st March 1961 at Compound Interest.
1	2	3	4	5	6	7
	Rs.			Rs.	Brought over	Rs.
						18,75,137
3½ per cent. Municipal Loans (3 per cent. basis).						
9 Lakhs Loan (1935-36)	9,00,000	31st January 1936	14th March 1966	18,917	14th March 1937	6,90,722
48 Lakhs Loan (1940-41)	48,00,000	Between 1st March 1941 and 15th January 1942.	1st March 1971	1,00,891	1st March 1942	27,17,752
25 Lakhs Loan (1941-42)	25,00,000	Between 1st September 1942 and 15th February 1943.	1st March 1972	52,548	1st March 1943	13,23,129
20 Lakhs Loan (1943-44)	20,00,000	Between March 1944 and November 1944.	1st March 1974	42,039	1st March 1945	9,17,119
22 Lakhs Loan (1944-45)	22,00,000	Between March 1945 and March 1946.	1st March 1975	46,243	1st March 1946	9,34,454
25 Lakhs Loan (1945-46)	25,00,000	Between 27th March 1946 and 6th Nov. 1946	1st March 1976	52,548	1st March 1947	9,79,771
3 per cent. Municipal Loans (3 per cent. basis).						
24½ Lakhs Loan (1936-37)	18,50,000	1st November 1936	1st February 1967	51,498	1st February 1938	17,81,743
30 Lakhs Loan (1937-38)	6,00,000	1st June 1937	14th March 1968	63,058	14th March 1939	20,49,435
30 Lakhs Loan (1938-39)	30,00,000	1st April 1938	1st March 1969	63,058	1st March 1940	19,30,380
64 Lakhs Loan (1939-40)	64,00,000	Between 1st December 1939 and 1st September 1940.	1st March 1970	1,34,523	1st March 1941	38,67,281
54 Lakhs Loan (1946-47)	54,00,000	Between 4th March 1947 and 13th December 1948	1st March 1977	1,13,505	1st March 1948	19,44,238
61 Lakhs Loan (1948-49)	61,00,000	Between 23rd March 1949 to 19th August 1949	1st March 1979	1,28,218	1st March 1950	18,24,229
3½ per cent. Municipal Loans (3 per cent. basis).						
75 Lakhs Loan (1947-48)	75,00,000	1st August 1947	1st August 1977	1,57,645	1st August 1948	25,11,309
1.25 Crores Loan (1949-50)	88,14,500	Between 23rd September to 29th September 1949	15th September 1979	1,85,275	15th September 1950	24,11,530
2 Crores Loan (1950-51)	2,00,00,000	21st August 1950	16th August 1965	10,75,332	16th August 1951	1,25,58,623
80 Lakhs Loan (1950-51)	80,00,000	Between 20th December 1950 to 29th March 1951	1st September 1980	1,68,152	1st September 1951	19,61,412
3 Crores Loan (2nd Instalment)	10,00,000	1st March 1951	16th August 1965	53,767	16th August 1951	6,27,933
3¾ per cent. Municipal Loans (3 per cent. basis).						
175,34,000 Loan (1951-52)	1,75,34,000	3rd October 1951	3rd October 1966	9,42,751	3rd October 1952	97,19,572
33 Lakhs Loan (1951-52)	33,00,000	16th Feb. 1952	3rd October 1966	1,77,432	3rd October 1952	18,29,291
60 Lakhs Loan (1951-52)	60,00,000	16th Feb. 1952	16th August 1966	3,22,602	16th August 1952	33,38,802
4 per cent. Municipal Loans (3½ per cent. basis)						
2,44,14,500 Loan (1952-53)	2,44,14,500	3rd September 1952	1st September 1964	16,48,280	1st September 1953	1,53,82,291
69 Lakhs Loan (1952-53)	69,00,000	26 November 1952	1st September 1967	3,51,045	1st September 1953	32,76,067
35 Lakhs Loan (1952-53)	35,00,000	28th March 1953	1st September 1964	2,36,293	1st September 1953	22,05,164
110 Lakhs Loan (1953-54)	1,10,00,000	3rd September 1953	1st September 1963	3,79,084	1st September 1954	* 30,36,496
50 Lakhs Loan (1953-54)	50,00,000	12th November 1953	1st September 1973	1,72,311	1st September 1954	13,80,222
85 Lakhs Loan (1953-54)	85,00,000	14th September 1953	1st September 1973	2,92,928	1st September 1954	23,46,377
1,92,49,000 Loan (1954-55)	1,92,49,000	15th October 1954	1st September 1964	6,63,361	1st September 1955	**44,68,145
70 Lakhs Loan (1954-55)	70,00,000	15th March 1955	1st March 1975	2,41,235	1st March 1956	15,95,053
130 Lakhs Loan (1956-57)	40,00,000	15th November 1956	15th September 1981	3,22,812	15th September 1957	13,93,454
	90,00,000	29th March 1957				
4 per cent Municipal Loans (3½ per cent basis)						
180 Lakhs Loan (1955-56)	1,80,00,000	15th Sep'ember 1955	15th September 1967	6,36,500	15,th September 1956	34,77,919
30 Lakhs Loan (1955-56)	30,00,000	15th March 1956	15th Sep'tember 1967	1,06,084	15th September 1956	5,79,650
115.50 Lakhs Loan (1956-57)	1,15,50,000	15th October 1956	15th October 1968	4,08,421	15th October 1957	17,49,087
330 Lakhs Loan (1959-60)	3,30,00,000	28 September 1959	28th September 1971	11,66,916	28th September 1960	11,87,677
4½ per cent Municipal Loans (3½ per cent basis)						
Rs. 1,14,10,500 Loan (1957-58)	1,14,10,500	1st November 1957	1st November 1969	4,03,488	1st November 1958	12,71,602
Rs. 250 Lakhs Loan (1958-59)	2,50,00,000	11 August 1958	11th August 1970	8,84,027	11th August 1959	18,39,223
4½ per cent Municipal Loans (3½ per cent basis)						
Rs. 1 crore Loan (1957-58)	1,00,00,000	1st February 1958	1st November 1983	2,48,317	1st November 1958	7,85,317
Rs. 1 crore Loan (1958-59)	1,00,00,000	Between 24th November 1958 and 31st March 1959	11th August 1983	2,48,317	11th August 1959	7,91,760
					Total	10,45,59,366

Appendix No. 10—(concl'd)

1	Amount actually invested upto 31st March 1961.				6	7
	2	3	4	5		
	Amount of Sinking Fund invested upto 31st March 1960.	Sinking Fund Instalments paid in 1960-61.	Interest, etc., accumulations invested in 1960-61.	Total.	Amount of Interest accrued upto 31st March 1961 to be collected and invested in 1961-62.	Total of Columns 5 and 6
	Rs. nP.	Rs. nP.	Rs. nP.	Rs. nP.	Rs. nP.	Rs. nP.
Sinking Funds	9,64,10,225 00	1,24,09,739 00	36,28,293 16	11,24,48,257 16		
Deduct—Withdrawn for repayment of Loans				18,24,000 00		
Total Sinking Funds				†11,06,24,257 16		
In Public Securities as detailed in Appendix No. 16-A				11,06,24,231 96		
In Cash with the State Bank of India				25 20		
Total				11,06,24,257 16	5,20,163 35	11,11,44,420 51

† The market value of the securities on 31st March 1961 is Rs. 10,73,19,753-69 as shown in Appendix No. 16-A and after adding the cash balance of Rs. 25-20 and the interest accrued on the securities upto 31st March 1961 amounting to Rs. 5,20,163-35 the total amount of Sinking Fund is Rs. 10,78,39,942-24.

* Inclusive of Rs. 11,40,540 credited as per S.C.R. No. 2377 of 16-1-57 & C.R. No. 1487 of 21-1-57 and Rs. 5 Lakhs as per S.C.R. No. 2413 of 23-12-57 & C.R. 1445 of 20-1-58.

** Inclusive of Rs. 3,59,460 credited as per S.C.R. No. 2377 of 16-1-57 & C.R. No. 1487 of 21-1-57.

Statement showing Outstanding Loans due by the Municipality, the interest outstanding on 1st State Bank of India, and in Office during that year

No.	Particulars of Loans.	Rate of Interest.	Balance due on 1st April 1960.		Amount raised in 1960-61.		Total.		Amount re-paid in 1960-61	
			Rs.	nP.	Rs.	nP.	Rs.	nP.	Rs.	nP.
Loans raised from Government.										
1	Rs. 100 Lacs Loan (1953-54)	4½ per cent.	84,50,479	43	E	84,50,479	43	2,97,999	62	
2	100 Lacs Loan (1953-54)	4½ per cent.	84,50,479	43	E	84,50,479	43	2,97,999	62	
3	100 Lacs Loan (1954-55)	4½ per cent.	87,36,330	36	E	87,36,330	36	2,85,850	96	
4	100 Lacs Loan (1954-55)	4½ per cent.	87,36,330	36	E	87,36,330	36	2,85,850	96	
5	100 Lacs Loan (1955-56)	4½ per cent.	90,10,527	96	E	90,10,527	96	2,74,197	56	
6	100 Lacs Loan (1955-56)	4½ per cent.	90,10,527	96	E	90,10,527	96	2,74,197	56	
7	50 Lacs Loan (1955-56)	4½ per cent.	45,05,263	45	E	45,05,263	45	1,37,098	92	
8	100 Lacs Loan (1956-57)	4 per cent.	1,00,00,000	00	F	1,00,00,000	00	12,66,096	10	
9	100 Lacs Loan (1957-58)	4 per cent.	1,00,00,000	00	G	1,00,00,000	00	...		
10	50 Lakhs Loan (1957-58)	4 per cent.	50,00,000	00	G	50,00,000	00	...		
Total Loans raised from Government Rs.			8,18,99,938	95	...	8,18,99,938	95	31,19,291	30	
Loans raised from the Public.										
1	The Tansa Water Works Loan (Rs. 147 Lakhs) ...	5 per cent.	5,000	00		5,000	00	(a)		
2	25 Lakhs Loan for Sewerage Water and other Sanitary Works ...	4 per cent.	1,000	00		1,000	00	(a)		
3	The 2nd 24½ Lakhs Loan for certain Sewerage Works ...	4 per cent.		(a)		
4	The 15 Lakhs Loan for Street Improvements ...	4 per cent.		(a)		
5	The 30 Lakhs Loan for the Acquisition of Sites for the Construction of Overbridges ...	4 per cent.	26,000	00		26,000	00	(a)		
6	The 70 Lakhs Loan for re-duplication of Tansa Main and other Auxiliary Works ...	4 per cent.	20,63,000	00		20,63,000	00	(a)		
7	The 20 Lakhs Loan for Street Improvements ...	4 per cent.	1,500	00		1,500	00	(a)		
8	The 10 Lakhs Loan for the Conversion of the Storm Water Reservoir at Clerk Road into a Public Park ...	5 per cent.	10,00,000	00		10,00,000	00	(a)		
9	160 Lakhs Loan for the Improvement of the Water Supply in Bombay (First Issue)	6 per cent.	24,000	00		24,000	00	(a)	1,000	00
10	160 Lakhs Loan for the Improvement of the Water Supply in Bombay (Second Issue).	6 per cent.	35,500	00		35,500	00	(a)	5,000	00
11	Rs. 37 Lakhs Loan (1929-30) ...	5 per cent.	52,000	00		52,000	00	(a)	19,500	00
12	Rs. 31.43 Lakhs Loan for the repayment of Rs. 40 Lakhs Loan due 19th December 1929 ...	5 per cent.	40,000	00		40,000	00	(a)		
13	Rs. 28 Lakhs Loan for the repayment of Rs. 39,94,000 out of 6 per cent. 50 Lakhs Loan due 1st August 1929 ...	5 per cent.		(a)	...	
Loans from Public Carried over Rs.			32,53,000	00	...	32,53,000	00	25,500	00	
Loans from Govt. Carried over Rs.			8,18,99,938	95	...	8,18,99,938	95	31,19,291	30	

A—These loans are payable out of revenue in annual equal instalments including principal and interest based on the amortization of the loans within a period of 30 years. No Sinking Fund has been created for these loans.

(a) As under the terms of these loans the bonds cannot be repaid to the holders before the dates stipulated in the debentures, the Sinking Fund has been invested as shown in detail in Appendix No. 10.

E—These loans are repayable in twenty-five annual equated instalments of principal and interest, the first instalment being payable on the first anniversary date of the drawal of the loan.

F—The loan is repayable in seven annual equated instalments of both principal and interest commencing from 1960-61. The interest on the loan will be paid annually till the payments of equated instalments of the loan commence.

G—This loan is repayable in seven annual equated instalments of both principal and interest commencing from 1961-62. The interest on the loan will be paid annually till the payments of the equated instalments of the loan commence.

No 11.

April 1960 on the different Loans, the amount payable for the year 1960-61 the amount paid by the and the balances outstanding on 31st March 1961.

Balance due on 31st March 1961		Interest outstanding on 1st April 1960.		Interest payable in 1960-61		Total interest due		Deduct—Interest paid by the State Bank of India and in Office.		Outstanding balance on 31st March 1961	
8		9		10		11		12		13	
Rs.	nP.	Rs.	nP.	Rs.	nP.	Rs.	nP.	Rs.	nP.	Rs.	nP.
81,52,479	81	...		3,59,145	38	3,59,145	38	3,59,145	38		
81,52,479	81	...		3,59,145	38	3,59,145	38	3,59,145	38		
84,50,479	40	...		3,71,294	04	3,71,294	04	3,71,294	04		
84,50,479	40	...		3,71,294	04	3,71,294	04	3,71,294	04		
87,36,330	40	...		3,82,947	44	3,82,947	44	3,82,947	44		
87,36,330	40	...		3,82,947	44	3,82,947	44	3,82,947	44		
43,68,164	53	...		1,91,473	70	1,91,473	70	1,91,473	70		
87,33,903	90	...		4,00,000	00	4,00,000	00	4,00,000	00		
1,00,00,000	00	...		4,00,000	00	4,00,000	00	4,00,000	00		
50,00,000	00	...		2,00,000	00	2,00,000	00	2,00,000	00		
7,87,80,647	65	...		34,18,247	42	34,18,247	42	34,18,247	42		
C	5,000 00 5,000 00	2,890 06		...		2,890 06		...		2,890 06	
C	1,000 00	380 00		...		380 00		...		380 00	
	
	...	132 00		...		132 00		...		132 00	
B	26,000 00	16,499 06		...		16,499 06		...		16,499 06	
	20,63,000 00	13,594 88		82,400 00		95,994 88		89,984 99		6,009 89	
B	1,500 00	1,298 12		...		1,298 12		...		1,298 12	
	10,00,000 00	...		50,000 00		50,000 00		50,000 00		...	
B	23,000 00	6,520 56		...		6,520 56		...		6,520 56	
B	30,500 00	7,320 75		...		7,320 75		150 00		7,170 75	
B	32,500 00	6,555 75		...		6,555 75		1,005 00		5,550 75	
B	40,000 00	3,227 31		...		3,227 31		...		3,227 31	
	...	378 50		...		378 50		...		378 50	
	32,27,500 00	58,796 99		1,32,400 00		1,91,196 99		1,41,139 99		50,057 00	
7,87,80,647	65	...		34,18,247	42	34,18,247	42	34,18,247	42		

B—Debentures in respect of these loans have remained unpaid owing to their not having been surrendered for repayment upto 31st March 1961. The Debentures do not carry interest from and after the due dates and will be paid when surrendered for repayment by the holders, out of the Sinking Fund Investments.

C—Stoppage is recorded against these Debentures.

Appendix

No.	Particulars of Loans.	Rate of Interest.	Balance due on 1st April 1960.	Amount raised in 1960-61.	Total.	Amount re-paid in 1960-61
1	2	3	4	5	6	7
			Rs. nP.	Rs. nP.	Rs. nP.	Rs. nP.
	Loans from Govt. Brought forward ...		8,18,99,938 95		8,18,99,938 95	31,19,291 30
	Loans from Public Brought forward ...		32,53,000 00		32,53,000 00	25,500 00
	Loans raised from the Public—contd.					
14	Rs. 40 Lakhs Loan (1930-31) ...	6 per cent.	21,000 00		21,000 00	(a) 1,500 00
15	Rs. 9 Lakhs Loan (1935-36) ...	3½ per cent.	9,00,000 00		9,00,000 00	(a)
16	Rs. 24½ Lakhs Loan (1936-37) ...	3 per cent.	24,50,000 00		24,50,000 00	(a)
17	Rs. 30 Lakhs Loan (1937-38) ...	3 per cent.	30,00,000 00		30,00,000 00	(a)
18	Rs. 30 Lakhs Loan (1938-39) ...	3 per cent.	30,00,000 00		30,00,000 00	(a)
19	Rs. 64 Lakhs Loan (1939-40) ...	3 per cent.	64,00,000 00		64,00,000 00	(a)
20	Rs. 48 Lakhs Loan (1940-41) ...	3½ per cent.	48,00,000 00		48,00,000 00	(a)
21	Rs. 25 Lakhs Loan (1941-42) ...	3½ per cent.	25,00,000 00		25,00,000 00	(a)
22	Rs. 20 Lakhs Loan (1943-44) ...	3½ per cent.	20,00,000 00		20,00,000 00	(a)
23	Rs. 22 Lakhs Loan (1944-45) ...	3½ per cent.	22,00,000 00		22,00,000 00	(a)
24	Rs. 25 Lakhs Loan (1945-46) ...	3½ per cent.	25,00,000 00		25,00,000 00	(a)
25	Rs. 54 Lakhs Loan (1946-47) ...	3 per cent.	54,00,000 00		54,00,000 00	(a)
26	Rs. 75 Lakhs Loan (1947-48) ...	3½ per cent.	75,00,000 00		75,00,000 00	(a)
27	Rs. 61 Lakhs Loan (1948-49) ...	3 per cent.	61,00,000 00		61,00,000 00	(a)
28	Rs. 1.25 Crores Loan of 1949 ...	3½ per cent.	88,14,500 00		88,14,500 00	(a)
29	Rs. 2 Crores Loan (1950-51) ...	3½ per cent.	2,00,00,000 00		2,00,00,000 00	(a)
30	Second instalment of Rs. 10 Lakhs Loan out of Rs. 3 Crores Loan of 1949-50 ...	3½ per cent.	10,00,000 00		10,00,000 00	(a)
31	Rs. 80 Lakhs Loan (1950-51) ...	3½ per cent.	80,00,000 00		80,00,000 00	(a)
32	Rs. 17.97 Lakhs Loan for repayment of Rs. 40 lakhs Loan (1930-31) due for repayment on 1st December 1950 ...	3 per cent.	17,97,000 00		17,97,000 00	(a) 17,97,000 00
33	Rs. 1,75,34,000 Loan 1951-52 out of Rs. 420 Lakhs Loan ...	3½ per cent.	1,75,34,000 00		1,75,34,000 00	(a)
34	Rs. 33 Lakhs Loan 1951-52 out of Rs. 420 Lakhs Loan ...	3½ per cent.	33,00,000 00		33,00,000 00	(a)
35	Rs. 60 Lakhs Loan 1951-52 ...	3½ per cent.	60,00,000 00		60,00,000 00	(a)
36	Rs. 2,44,14,500 Loan 1952-53 out of Rs. 419 Lacs. Loan ...	4 per cent.	2,44,14,500 00		2,44,14,500 00	(a)
37	Rs. 69 Lacs. Loan 1952-53 out of Rs. 419 Lacs. Loan ...	4 per cent.	69,00,000 00		69,00,000 00	(a)
38	Rs. 35 Lacs. Loan 1952-53 out of Rs. 419 Lacs. Loan ...	4 per cent.	35,00,000 00		35,00,000 00	(a)
39	Rs. 110 Lacs Loan 1953-54 ...	4 per cent.	1,10,00,000 00		1,10,00,000 00	(a)
40	Rs. 85 do. 1953-54 ...	4 per cent.	85,00,000 00		85,00,000 00	(a)
41	Rs. 50 do. 1953-54 ...	4 per cent.	50,00,000 00		50,00,000 00	(a)
42	Rs. 1,92,49,000 Loan 1954-55 ...	4 per cent.	1,92,49,000 00		1,92,49,000 00	(a)
43	Rs. 70 Lacs Loan 1954-55 ...	4 per cent.	70,00,000 00		70,00,000 00	(a)
44	Rs. 180 Lacs Loan 1955-56 ...	4 per cent.	1,80,00,000 00		1,80,00,000 00	(a)
45	Rs. 30 Lacs Loan out of Rs. 60 Lacs Loan 1955-56 ...	4 per cent.	30,00,000 00		30,00,000 00	(a)
46	Rs. 1,15,50,000 Loan 1956-57 ...	4 per cent.	1,15,50,000 00		1,15,50,000 00	(a)
47	Rs. 130 Lacs Loan 1956-57 ...	4 per cent.	1,30,00,000 00		1,30,00,000 00	(a)
48	Rs. 1,14,10,500 Loan 1957-58 ...	4½ per cent.	1,14,10,500 00		1,14,10,500 00	(a)
49	Rs. 100 Lacs Loan 1957-58 ...	4½ per cent.	1,00,00,000 00		1,00,00,000 00	(a)
50	Rs. 250 Lacs Loan 1958-59 ...	4½ per cent.	2,50,00,000 00		2,50,00,000 00	(a)
51	Rs. 100 Lacs Loan 1958-59 ...	4½ per cent.	1,00,00,000 00		1,00,00,000 00	(a)
52	Rs. 330 Lacs Loan 1959-60 ...	4 per cent.	3,30,00,000 00		3,30,00,000 00	(a)
53	Rs. 1,37,50,000 Loan 1960-61 ...	4½ per cent.	...	1,37,50,000 00	1,37,50,000 00	
54	Rs. 170 Lacs Loan 1960-61 ...	4½ per cent.	...	1,70,00,000 00	1,70,00,000 00	
	Total Loans raised from the public ...		33,89,93,500 00	3,07,50,000 00	36,97,43,500 00	18,24,000 00
	Advances from Special Funds for Capital Works.					
1	Rs. 8½ lakhs Advance from Plant and Machinery Depreciation Fund (1931-32) ...	5 per cent.	99,508 22		99,508 22	48,541 59
	Rs. 13 lakhs Advance from Special Fund (1932-33) ...					
2	Rs. 8 lakhs from Renewal of Road Surfaces Fund ...	4½ per cent.	1,32,887 87		1,32,887 87	42,360 05
3	Rs. 1½ lakhs from Plant and Machinery Depreciation Fund ...	4½ per cent.	24,902 97		24,902 97	7,943 37
4	Rs. 3½ lakhs from Plant and Machinery Depreciation Fund ...	4½ per cent.	77,087 14		77,087 14	18,018 08
	Rs. 11 lakhs Advance from Special Funds (1933-34) ...					
5	Rs. 5 lakhs from Municipal Fire and Accident Insurance Fund ...	4 per cent.	1,04,960 83		1,04,960 83	24,716 57
6	Rs. 3 lakhs from Renewal of Road Surfaces Fund ...	4 per cent.	77,236 19		77,236 19	14,259 55
7	Advance of Rs. 2,64,520.25 from Net Premia fund for repayment of an advance from Fines Fund ...	4 per cent.	62,976 64		62,976 64	14,829 94
	Rs. 8.69 lakhs Advance from Special Funds ...					
8	Rs. 5 lakhs from Net Premia Fund ...	4 per cent.	1,28,726 75		1,28,726 75	23,765 93
9	Rs. 3.69 lakhs from Net Premia Fund ...	4 per cent.	1,11,875 84		1,11,875 84	16,863 97
	Advances from Land Sales Reserve Fund ...					
	Total Advances ...		8,20,162 45		8,20,162 45	2,11,299 05
	Total Carried over...		42,17,13,601 40	3,07,50,000 00	45,24,63,601 40	51,54,590 35

(a) As under the terms of these loans the bonds cannot be repaid to the holders before the dates stipulated in the debentures, the Sinking Fund has been invested as shown in detail in Appendix No. 10.

No. 11—continued.

on 31st March Balance due 1961.	Interest outstanding on 1st April 1960	Interest payable in 1960-61.	Total Interest due.	Deduct—Interest paid by the State Bank of India and in Office.	Outstanding Balance on 31st March 1961
8	9	10	11	12	13
Rs. nP. 7,87,80,647 65	Rs. nP. ...	Rs. nP. 34,18,247 42	Rs. nP. 34,18,247 42	Rs. nP. 34,18,247 42	Rs. nP. ...
32,27,500 00	58,796 99	1,32,400 00	1,91,196 99	1,41,139 99	50,057 00
19,500 00	11,383 75	...	11,383 75	525 00	10,858 75
9,00,000 00	...	31,500 00	31,500 00	22,750 00	8,750 00
24,50,000 00	...	73,500 00	73,500 00	73,500 00	...
30,00,000 00	...	90,000 00	90,000 00	90,000 00	...
30,00,000 00	...	90,000 00	90,000 00	90,000 00	...
64,00,000 00	...	1,92,000 00	1,92,000 00	1,92,000 00	...
48,00,000 00	...	1,68,000 00	1,68,000 00	1,68,000 00	...
25,00,000 00	...	87,500 00	87,500 00	87,500 00	...
20,00,000 00	...	70,000 00	70,000 00	70,000 00	...
22,00,000 00	...	77,000 00	77,000 00	77,000 00	...
25,00,000 00	...	87,500 00	87,500 00	87,500 00	...
54,00,000 00	...	1,62,000 00	1,62,000 00	1,62,000 00	...
75,00,000 00	520 47	2,43,750 00	2,44,270 47	2,40,070 34	4,200 04 * 0 09
61,00,000 00	...	1,83,500 00	1,83,000 00	1,83,000 00	...
88,14,500 00	55,250 60	2,86,472 00	3,41,722 60	3,08,144 55	33,576 45 * 1 60
2,00,000 00	21,625 26	6,50,000 00	6,71,625 26	6,41,744 00	29,880 05 * 1 21
10,00,000 00	...	32,500 00	32,500 00	32,500 00	...
80,00,000 00	...	2,60,000 00	2,60,000 00	2,60,000 00	...
...	...	53,910 00	53,910 00	35,940 00	*17,970 00
1,75,34,000 00	19,373 99	6,57,525 00	6,76,898 99	6,58,126 55	18,771 44 * 1 00
33,00,000 00	...	1,23,750 00	1,23,750 00	1,23,749 98	0* 02
60,00,000 00	...	2,25,000 00	2,25,000 00	2,25,000 00	...
2,44,14,500 00	99,241 50	9,76,580 00	10,75,821 50	9,85,472 50	90,349 00
9,00,000 00	...	2,76,000 00	2,76,000 00	2,76,000 00	...
35,00,000 00	3,385 00	1,40,000 00	1,43,385 00	1,40,864 00	2,521 00
1,10,00,000 00	1,02,626 00	4,40,000 00	5,42,626 00	4,40,280 00	1,02,346 00
85,00,000 00	...	3,40,000 00	3,40,000 00	3,40,000 00	...
50,00,000 00	...	2,00,000 00	2,00,000 00	2,00,000 00	...
1,92,49,000 00	92,319 49	7,69,960 00	8,62,279 49	7,64,898 00	97,381 49
70,00,000 00	...	2,80,000 00	2,80,000 00	2,80,000 00	...
1,80,00,000 00	1,36,048 10	7,20,000 00	8,56,048 10	7,86,000 70	70,047 40
30,00,000 00	...	1,20,000 00	1,20,000 00	1,20,000 00	...
1,15,50,000 00	6,270 00	5,39,346 00	5,43,616 00	4,64,630 00	78,986 00
1,30,00,000 00	...	5,20,000 00	5,20,000 00	5,20,000 00	...
1,14,10,500 00	5,248 84	4,86,119 00	4,91,367 84	§§ 4,87,156 09	4,211 75
1,00,00,000 00	...	4,25,000 00	4,25,000 00	4,25,000 00	...
2,50,00,000 00	60,874 94	10,62,500 00	11,23,374 94	11,03,059 39	20,315 34
1,00,00,000 00	...	4,25,000 00	4,25,000 00	4,25,000 00	...
3,30,00,000 00	5,32,959 00	13,20,000 00	18,52,959 00	15,40,826 60	3,12,132 40 * 4,80,000 00 * 10,00,000 00
1,37,50,000 00	...	4,80,000 00	4,80,000 00
1,70,00,000 00	...	10,00,000 00	10,00,000 00
36,79,19,500 00	12,05,923 93	1,44,95,812 00	1,57,01,735 93	1,32,69,377 69	9,34,384 11 * 14,97,974 13
50,966 63	...	4,975 41	4,975 41	4,975 41	...
**90,527 82	...	5,979 95	5,979 95	5,979 95	...
16,959 60	...	1,120 63	1,120 63	1,120 63	...
59,069 06	...	3,468 92	3,468 92	3,468 92	...
80,244 26	...	4,198 43	4,198 43	4,198 43	...
**62,976 64	...	3,089 45	3,089 45	3,089 45	...
48,146 70	...	2,519 06	2,519 06	2,519 06	...
1,04,960 82	...	5,149 07	5,149 07	5,149 07	...
95,011 87	...	4,475 03	4,475 03	4,475 03	...
6,08,863 40	...	34,975 95	34,975 95	34,975 95	...
44,73,09,011 05	12,05,923 93	1,79,49,035 37	1,91,54,959 30	1,67,22,601 06	9,34,384 11 *14,97,974 13

* To be treated as Savings.

† The provision of interest was made for the half year on the basis of Rs. 5 Crores Loan.

** Balances are transferred to Land Reclamation and Acquisition Fund on 31-3-1958 as per S.C.R. No. 2542 30-1 1957 and C.R. No. 2163 of 7-2-1957.

§§ Inclusive of expenditure booked under statement 'C' for Rs. 38,697.00 and Rs. 5,077.99 shown direct under different service heads.

No.	Particulars of Loans.	Rate of Interest.	Balance due on 1st April 1960.		Amount raised in 1960-61.		Total.	Amount repaid in 1960-61.		
1	2	3	4		5		6	7		
			Rs.	nP.	Rs.	nP.	Rs.	nP.	Rs.	nP.
	Total brought forward ...		42,17,13,601	40	3,07,50,000	00	45,24,63,601	40	51,54,590	35
	Advances from different Funds for purchase of Plant and Machinery									
13	Advance of Rs. 1,08,567-31 taken from Net Premia fund in 1946-47 ...	3 per cent.	27,042	80			27,042	80	7,664	72
14	Advance of Rs. 93,034-84 taken from Net Premia fund in 1948-49. ...	3 per cent.	16,726	45			16,726	45	8,247	21
15	Advance of Rs. 1,23,619-16 taken from Net Premia fund in 1949-50 ...	3 per cent.	32,877	62			32,877	62	10,637	67
16	Advance of Rs. 53,323-69 taken from Fire & Accident Insurance fund in 1949-50 ...	3 per cent.	20,453	56			20,453	56	3,853	39
17	Advance of Rs. 2,99,153-00 from the Net Premia Fund. in 1955-56 ...	4 per cent.	64,612	81			64,612	81	64,612	81
18	Advance of Rs. 2,83,210-90 from Municipal Fire and Accident Insurance Fund. in 1955-56 ...	4 per cent.	61,169	39			61,169	39	61,169	39
19	Advance of Rs. 86,422-25 from Hospital Fund. in 1955-56 ...	4 per cent.	*18,665	18			*18,665	18	18,665	18
20	Advance of Rs. 41,655-12 from Slum Service Fund. in 1955-56 ...	4 per cent.	*8,996	48			*8,996	48	8,996	48
21	Advance of Rs. 65,979-77 from Garden Fund. in 1955-56 ...	4 per cent.	14,250	15			14,250	15	14,250	15
22	Advance of Rs. 2,18,692-81 from Depreciation Fund for replacement of Plant and Machinery Purchased out of Loan Funds. in 1955-56 ...	4 per cent.	47,236	40			47,236	40	47,236	40
23	Advance of Rs. 3,41,793-94 from Plant and Machinery Depreciation Fund. in 1955-56 ...	4 per cent.	73,819	79			73,819	79	73,819	79
24	Advance of Rs. 93,893-25 from Precast Concrete Slab Pavement Renewal Fund. in 1955-56 ...	4 per cent.	20,279	67			20,279	67	20,279	67
25	Advance of Rs. 4,030-50 from G. S. M. College and K.E.M. Hospital Equipment Fund in 1955-56 ...	4 per cent.	867	86			867	86	867	86
26	Advance of Rs. 1,356-75 from Renewal of Road Surfaces Fund in 1955-56 ...	4 per cent.	292	01			292	01	292	01
27	Advance of Rs. 52,538-25 from, Net Premia Fund in 1956-57 ...	4 per cent.	22,257	26			22,257	26	10,911	71
28	Advance of Rs. 1,37,489-44 from Municipal Fire and Accident Insurance Fund in 1956-57 ...	4 per cent.	58,249	43			58,249	43	28,554	02
29	Advance of Rs. 6,809-25 from K.E. M. Hospital and G. S. M. College Equipment Fund in 1956-57 ...	4 per cent.	2,883	44			2,883	44	1,414	66
	Total Carried over ...		4,90,680	30			4,90,680	30	3,81,473	12
	Total Carried over ...		42,17,13,601	40	3,07,50,000	00	45,24,63,601	40	51,54,590	35

* Difference on account of conversion of old coinage into new coinage.

Balance due on 31st March 1961.		Interest outstanding on 1st April 1960		Interest payable in 1960-61		Total Interest due.		Deduct-Interest paid by the State Bank of India and in Office.		Outstanding Balance on 31st March 1961	
6		9		10		11		12		13	
Rs.	nP.	Rs.	nP.	Rs.	nP.	Rs.	nP.	Rs.	nP.	Rs.	nP.
44,73,09,011	05	12,05,923	93	1,79,49,035	37	1,91,54,959	30	1,67,22,601	06	9,34,384	11
										*14,97,974	13
19,378	08	...		811	28	811	28	811	28		
8,479	24	...		501	79	501	79	501	79		
22,239	95	...		986	33	986	33	986	33		
16,600	17	...		613	61	613	61	613	61		
..				2,584	51	2,534	51	2,584	51		
...				2,446	77	2,446	77	2,446	77		
...				746	61	746	61	746	61		
...				359	86	359	86	359	86		
...				570	01	570	01	570	01		
...				1,889	46	1,889	46	1,889	46		
...				2,952	79	2,952	79	2,952	79		
...				811	19	811	19	811	19		
...				34	71	34	71	34	71		
...				11	68	11	68	11	68		
11,345	55			890	29	890	29	890	29		
29,695	41			2,329	98	2,329	98	2,329	98		
1,468	78			115	34	115	34	115	34		
1,09,207	18	...		18,656	21	18,656	21	18,656	21		
44,73,09,011	05	12,05,923	93	1,79,49,035	37	1,91,54,959	30	1,67,22,601	06	9,34,384	11
										*14,97,974	13

* To be treated as savings.

Appendix

No.	Particulars of Loans	Rate of Interest.	Balance due on 1st April 1960.	Amount raised in 1960-61.	Total.	Amount repaid in 1960-61.
1	2	3	4	5	6	7
			Rs. nP.	Rs. nP.	Rs. nP.	Rs. nP.
	Total brought forward ...		42,17,13,601 40	3,07,50,000 00	45,24,63,601 40	51,54,590 35
	Advances brought forward ...		4,90,680 30		4,90,680 30	3,81,473 12
30	Advance of Rs. 1,82,225-81 from Hospital Fund in 1956-57	4 per cent.	77,202 79		77,202 79	37,844 89
31	Advance of Rs. 19,059-86 from Slum Service Fund in 1956-57	4 per cent.	8,073 05		8,073 05	3,959 08
32	Advance of Rs. 581-50 from Garden Fund in 1956-57	4 per cent.	245 18		245 18	121 19
33	Advance of Rs. 15,141-25 from Depreciation Fund for replacement of Plant and Machinery purchased out of Loan Funds in 1956-57	4 per cent.	6,412 17		6,412 17	3,145 51
34	Advance of Rs. 3,20,010-06 from Plant and Machinery Depreciation Fund in 1956-57	4 per cent.	1,35,577 82		1,35,577 82	66,459 89
35	Advance of Rs. 43,008-11 from Precast concrete slabs Pavement Renewal Fund in 1955-57	4 per cent.	18,220 50		18,220 50	8,932 18
36	Advance of Rs. 80,213-89 from G.S.M. College and K.E.M. Hospital Research Fund in 1956-57	4 per cent.	33,984 74		33,984 74	16,658
37	Advance of Rs. 22,081-81 from Renewal of Road Surfaces Fund in 1956-57	4 per cent.	9,355 89		9,355 89	4,585 77
38	Advance of Rs. 191,139-05 from Net Premia Fund in 1957-58	4½ per cent.	1,19,419 54		1,19,419 54	38,161 67
39	Advance of Rs. 45,237-65 from Municipal Fire and Accident Insurance Fund in 1957-58	4½ per cent.	28,263 66		28,263 66	9,031 80
40	Advance of Rs. 2,16,430-01 from Hospital Fund in 1957-58	4½ per cent.	1,35,220 78		1,35,220 78	43,211 12
41	Advance of Rs. 13,125-19 from Slum Service Fund in 1957-58	4½ per cent.	8,200 35		8,200 35	2,620 49
42	Advance of Rs. 1,830-46 from Garden Fund in 1957-58	4½ per cent.	1,143 76		1,143 76	365 39
43	Advance of Rs. 18,302-81 from Depreciation Fund for replacement of Plant and Machinery purchased out of Loan Funds in 1957-58	4½ per cent.	11,435 66		11,435 66	3,653 93
44	Advance of Rs. 7,16,592-29 from Plant and Machinery Depreciation Fund in 1957-58	4½ per cent.	4,47,711 81		4,47,711 81	1,43,070 25
45	Advance of Rs. 53,706-12 from Precast Concrete slabs Pavement Renewal Fund	4½ per cent.	33,553 81		33,553 81	10,722 96
46	Advance of Rs. 93,000-00 from G. S. M. College and K. E. M. Hospital Research Fund in 1957-58	4½ per cent.	58,104 91		58,104 91	18,567 54
47	Advance of Rs. 13,000-00 from G. S. M. College and K. E. M. Hospital Equipment Fund in 1957-58	4½ per cent.	8,121 49		8,121 49	2,595 84
48	Advance of Rs. 12,917-70 from Renewal of Road Surfaces Fund in 1957-58	4½ per cent.	8,070 85		8,070 85	2,578 99
49	Advance of Rs. 9,21,505-80 from Net Premia Fund in 1958-59	4½ per cent.	7,52,218 80		7,52,218 80	1,75,481 71
50	Advance of Rs. 1,56,200-75 from Municipal Fire and Accident Insurance Fund in 1958-59	4½ per cent.	1,27,505 28		1,27,505 28	29,915 03
51	Advance of Rs. 2,18,656-31 from Hospital Fund in 1958-59	4½ per cent.	1,78,487 20		1,78,487 20	41,876 29
52	Advance of Rs. 56,324-50 from Plant and Machinery Depreciation Fund in 1958-59	4½ per cent.	45,977 29		45,977 29	10,786 97
53	Advance of Rs. 1,53,672-78 from Land Reclamation and Acquisition Fund in 1958-59	4½ per cent.	1,25,441 87		1,25,441 87	29,430 72
54	Advance of Rs. 61,833-23 from Net Premia Fund in 1959-60	4 per cent.	64,833 23		64,833 23	11,970 67
55	Advance of Rs. 1,84,680-91 from Municipal Fire Accident Insurance Fund in 1959-60	4 per cent.	1,84,680 91		1,84,680 91	34,097 76
56	Advance of Rs. 96,260-13 from Hospital Fund in 1959-60	4 per cent.	96,260 13		96,260 13	17,772 59
57	Advance of Rs. 1,49,761-75 from Plant & Machinery Depreciation Fund in 1959-60	4 per cent.	1,49,761 75		1,49,761 75	27,650 5
58	Advance of Rs. 61,753-48 from Land Reclamation and Acquisition Fund in 1959-60	4 per cent.	61,753 48		61,753 48	11,401 86
			34,25,919 00		34,25,919 00	11,89,144 40
	Total ...		42,17,13,601 40	3,07,50,000 00	45,24,63,601 40	51,54,590 35

No. 11—(Contd.)

Balance due on 31st March 1961.	Interest outstanding on 1st April 1960.	Interest payable in 1960-61.	Total Interest due.	Deduct-Interest paid by the State Bank of India and in Office.	Outstanding Balance on 31st March 1961.
8	9	10	11	12	13
Rs. nP.	Rs. nP.	Rs. nP.	Rs. nP.	Rs. nP.	Rs. nP.
44,73,09,011 05	12,05,923 93	1,79,49,350 37	1,91,55,959 30	1,67,22,601 06	{ 9,34,384 11 *14,97,974 13
1,09,207 18		18,656 21	18,656 21	18,656 21	
39,357 90		3,088 11	3,088 11	3,088 11	
** 4,113 97		322 92	322 92	322 92	
** 123 99		9 81	9 81	9 81	
**3,266 66		256 49	256 49	256 49	
69,117 93	...	5,423 11	5,423 11	5,423 11	...
9,288 32	...	728 82	728 82	728 82	...
17,326 13	...	1,359 39	1,359 39	1,359 39	...
**4,770 12	...	374 23	374 23	374 23	...
81,257 87	...	5,075 33	5,075 33	5,075 33	...
19,231 86	...	1,201 20	1,201 20	1,201 20	...
92,099 66	...	5,746 88	5,746 88	5,746 88	...
5,579 86	...	348 51	348 51	348 51	...
778 37	...	48 61	48 61	48 61	...
7,781 68	...	486 02	486 02	486 02	...
3,04,641 56	...	19,027 75	19,027 75	19,027 75	...
22,830 85	...	1,426 04	1,426 04	1,426 04	...
39,537 37	...	2,469 46	2,469 46	2,469 46	...
5,525 65	...	345 16	345 16	345 16	...
5,491 86	...	343 01	343 01	343 01	...
5,75,737 09	...	31,969 29	31,969 29	31,969 29	...
97,590 25	...	5,418 97	5,418 97	5,418 97	...
1,36,610 91	...	* 7,585 71	7,585 71	7,585 71	...
35,190 32	...	1,954 03	1,954 03	1,954 03	...
96,011 15	...	5,331 28	5,331 28	5,331 28	...
52,862 56	...	2,593 33	2,593 33	2,593 33	...
1,50,583 15	...	7,387 24	7,387 24	7,387 24	...
78,487 54	...	3,850 41	3,850 41	3,850 41	...
1,22,111 22	...	5,990 47	5,990 47	5,990 47	...
50,351 62	...	2,470 14	2,470 14	2,470 14	...
22,36,774 60		1,41,287 93	1,41,287 93	1,41,287 93	
*44,73,09,011 05	12,05,923 93	1,79,49,350 37	1,91,54,959 30	1,67,22,626 06	{ 12,05,923 93 *6,38,998 25

* To be treated as savings.

** Balances are transferred to Land Reclamation and Acquisition Fund on 31-3-58 under as per S.C.R. No. 2542 of 30-1-57 and C.R. No. 1623 of 7-2-57.

No.	Particulars of Loans	Rate of Interest		Balance due on 1st April 1960		Amount raised in 1959-61		Total		Amount repaid in 1960-61	
		Rs.	nP.	Rs.	nP.	Rs.	nP.	Rs.	nP.	Rs.	nP.
1	2	3		4		5		6		7	
		Rs.	nP.	Rs.	nP.	Rs.	nP.	Rs.	nP.	Rs.	nP.
	Total brought forward ...			42,17,13,601	40	3,07,50,000	00	45,24,63,601	40	51,54,590	35
	Advances brought forward ...			34,25,919	00	...		34,25,919	00	11,89,144	40
59	Advance of Rs. 91,1,995.56 from Net Premia Fund in 1960-61 ...	4½	per cent.	...		1,91,995	56	1,91,995	56	...	
60	Advance of Rs. 2,82,553.64 from Municipal Fire and Accident Insurance Fund in 1960-61 ...	4½	per cent.	...		2,82,553	64	2,82,553	64	...	
61	Advance of Rs. 1,88,369.53 from Plant and Machinery Depreciation Fund in 1960-61 ...	4½	per cent.	...		1,88,369	53	1,88,369	53	...	
62	Advance of Rs. 2,55,767.08 from Hospital Fund in 1960-61 ...	4½	per cent.	...		2,55,767.08		2,55,767	08	...	
63	Advance of Rs. 3,84,270.69 from Land Reclamation and Acquisition Fund in 1960-61 ...	4½	per cent.	...		3,84,270	69	3,84,270	69	...	
				34,25,919	00	13,02,956	50	47,28,875	50	11,89,144	40
	Advances from Net Premia Fund for meeting expenditure on Renewal of Road Surface for which no provision exists in the Renewal of Road Surfaces Fund—										
70	Advance of Rs. 94,206-44 taken in 1945-46	3	per cent.	7,633	26			7,633	26	7,633	26
71	Advance of Rs. 41,427-37 taken in 1946-47	3	per cent.	26,041	03			26,041	03	1,446	77
72	Advance of Rs. 2,10,967-50 taken in 1947-48	3	per cent.	49,987	59			49,987	59	16,172	37
73	Advance of Rs. 6962-19 taken in 1948-49	3	per cent.	2,157	62			2,157	62	519	27
74	Advance of Rs. 69-25 taken in 1949-50	3	per cent.		24 14				24 14	5	28
75	Advance of Rs. 5,83,395-81 taken in 1950-51	3½	per cent.	2,67,314	48			2,67,314	48	41,070	28
76	Advances of Rs. 2,04,259-50 taken in 1951-52	3½	per cent.	1,09,351	43			1,09,351	43	13,951	32
77	Advance of Rs. 1,24,962-19 taken in 1952-53	4	per cent.	75,665	01			75,665	01	8,213	40
78	Advance of Rs. 1,74,169-50 taken in 1953-54	4	per cent.	1,16,474	49			1,16,474	49	11,006	02
79	Advance of Rs. 1,23,479-73 taken in 1954-55	4	per cent.	90,078	28			90,078	28	7,502	87
	Total ...			7,44,727	33			7,44,727	33	1,07,520	84
	Advances from Net Premia Fund for the purchase of Indian Military Hospital at Dharavi										
81	Advance of Rs. 45,012-19 taken in 1950-51	3½	per cent.	5,169	40			5,169	40	5,169	40
82	Advance of Rs. 1028-69 taken in 1951-52	3½	per cent.	230	26			230	26	117	37
	Total ...			5,399	66			5,399	66	5,286	77
	Total Advances from Special Funds ...			41,76,045	99	13,02,956	50	54,59,002	49	13,01,952	01
	Grand Total ...			42,58,89,647	39	3,20,52,956	50	45,79,42,603	89	64,56,542	36

No. 11—(Concl'd.)

Balance due on 31st March 1961		Interest outstanding on 1st April 1960		Interest payable in 1960-61		Total Interest due		Deduct-Interest paid by the State Bank of India and in Office		Outstanding Balance on 31st March 1961	
8		9		10		11		12		13	
Rs.	nP.	Rs.	nP.	Rs.	nP.	Rs.	nP.	Rs.	nP.	Rs.	nP.
44,73,09,011	05	12,05,923	93	1,79,49,035	37	1,91,54,959	30	1,67,22,601	06	9,34,384	11
										*14,97,974	13
22,36,774	60	---		1,41,287	93	1,41,287	93	1,41,287	93	---	
1,71,995	56	---		---		---		---		---	
-2,82,553	64	---		---		---		---		---	
-1,88,369	53	---		---		---		---		---	
-2,55,767	08	---		---		---		---		---	
-3,84,270	69	---		---		---		---		---	
35,39,731	10	---		1,41,287	93	1,41,287	93	1,41,287	93	---	
---		---		229	00	229	00	229	00	---	
24,594	26	---		781	23	781	23	781	23	---	
33,815	2:	---		1,499	63	1,499	63	1,499	63	---	
1,638	35	---		64	73	64	73	64	73	---	
18	86	---		0	72	0	72	0	72	---	
2,26,244	20	---		8,687	72	8,687	72	8,687	72	---	
95,410	11	---		4,100	68	4,100	68	4,100	68	---	
67,451	61	---		3,026	60	3,026	60	3,026	60	---	
1,05,468	47	---		4,658	98	4,658	98	4,658	98	---	
82,575	41	---		3,603	13	3,603	13	3,603	13	---	
6,37,206	49	---		26,652	42	26,652	42	26,652	42	---	
---		---		168	00	168	00	168	00	---	
112	89	---		8	63	8	63	8	63	---	
112	89	---		176	63	176	63	176	63	---	
41,77,050	48	---		1,68,116	98	1,68,116	98	1,68,116	98	---	
45,14,86,061	53	12,05,923	93	1,81,17,152	35	1,93,23,076	28	1,68,90,718	04	9,34,384	11
										*14,97,974	13

* To be treated as savings.

Appendix No. 12
WATER WORKS ACCOUNT
Revenue Account for the year ended 31st March 1961

INCOME.	Rs.	EXPENDITURE.	Rs.
Water Tax and other Miscellaneous Water Works Revenue— <i>Vide</i> details in (Appendix—No.3) This includes Rs. 2,18,76,155 being the amount of Water Tax by measurement, realised during 1959-60 as shown in the following statement :—	3,65,37,166	Maintenance (<i>vide</i> appendix No. 4)	50,59,310
		Proportionate share of General Superintendence ($\frac{1}{10}$ th Proportion of)	7,17,957
		Assessment and Collection Charges ($\frac{3}{10}$ th Proportion of)	5,56,280
		Provident Fund and Pension, etc., charges	3,23,012
		Income Tax on Income derived by the Municipality for supply of water to areas outside Municipal Jurisdiction	21,422
		Provision for equalisation of Debt charges.	12,49,365
		Total, Expenditure	79,27,346
		Surplus Carried down	2,86,09,820
		Total Rs.	3,65,37,166
		Total Rs.	3,65,37,166

Appendix No. 12
WATER WORKS ACCOUNT
Net Revenue Account for the year ended 31st March 1961

Surplus brought down	Rs.	Interest on Water Works Loans (Debt)	Rs.
...	2,86,09,820	<i>Due to Government—</i>	
		Rs. 100 Lakhs Loan from Government for V.C.T. Scheme on 17-11-1953	3,59,145
		Rs. 100 Lakhs Loan from Government for V.C.T. Scheme on 4-3-1954	3,59,145
		Rs. 100 Lacs Loan from Government for V.C.T. Scheme on 29-6-1954	3,71,294
		Rs. 100 Lacs Loan from Government for V.C.T. Scheme on 19-10-1954	3,71,294
		Rs. 100 Lacs Loan from Government for V.C.T. Scheme on 7-6-1955	3,82,947
		Rs. 100 Lacs Loan from Government for V.C.T. Scheme on 30-12-1955	3,82,948
		Rs. 50 Lacs Loan from Government for V.C.T. Scheme on 27-3-1956	1,91,474
		Rs. 100 Lacs Loan from Government for V.C.T. Scheme on 27-11-1956	4,00,000
		Rs. 100 Lacs Loan from Government for V.C.T. Scheme on 27-11-1957	4,00,000
		Rs. 50 Lacs Loan from Government for V.C.T. Scheme on 17-3-1958	2,00,000
			34,18,247
		<i>Due to the Public—</i>	
		Rs. 70 Lakhs for Reduplication of the Tansa Main & other Auxiliary Works	89,580
		Rs. 160 Lakhs for Improvement of water supply in Bombay	150
		Rs. 37 Lakhs Loan	16
		Rs. 9 Lakhs Loan	3,552
		Rs. 24½ Lakhs Loan (1936-37)	16,258
		Rs. 30 Lakhs Loan (1937-3)	26,045
		Rs. 30 Lakhs Loan (1938-38)	27,819
		Rs. 64 Lakhs Loan (1939-49)	22,408
		Rs. 48 Lakhs Loan (1940-40)	24,189
		Rs. 25 Lakhs Loan (1941-41)	41,495
		Rs. 20 Lakhs Loan (1943-42)	22,805
		Rs. 22 Lakhs Loan (1944-45)	39,919
		Rs. 25 Lakhs Loan (1945-46)	56,790
		Rs. 54 Lakhs Loan (1946-47)	1,12,703
		Rs. 61 Lakhs Loan (1948-49)	63,468
		Rs. 80 Lakhs Loan (1950-51)	77,735
		Rs. 17.97 Lakhs Loan (1950-51)	1,188
		Rs. 10 Lakhs Loan (1950-51)	11,446
		Rs. 75 Lakhs Loan (1947-48)	72,217
		Rs. 1.25 Crores Loan (1949-50)	3,08,145
		Rs. 2 Crores Loan (1950-51)	5,71,636
		Rs. 175,34,000 Loan (1951-52)	6,58,127
		Rs. 33 Lakhs Loan (1951-52)	1,23,750
		Rs. 60 Lakhs Loan (1951-52)	79,488
		Rs. 2,44,14,500 Loan (1952-53)	9,27,350
		Rs. 69 Lakhs Loan (1952-53)	1,08,410
		Rs. 35 Lakhs Loan (1952-53)	1,02,279
		Rs. 110 Lakhs Loan (1953-54)	4,40,280
		Rs. 85 Lakhs Loan (1953-54)	1,00,958
		Rs. 50 Lakhs Loan (1953-54)	1,89,456
		Rs. 1,92,49,000 Loan (1954-55)	6,38,808
		Rs. 180 Lakhs Loan (1955-56)	5,53,526
		Rs. 30 Lakhs Loan (1955-56)	71,588
		Rs. 1,15,50,000 Lakhs Loan 1956-57	3,88,986
		Rs. 130 Lacs Loan 1956-57	1,78,939
		Rs. 114,05,000 Loan 1957-58	2,56,290
		Rs. 100 Lac. Loan 1957-58	2,64,808
		Rs. 100 Lakhs Loan 1958-59	3,05,035
		Rs. 250 Lakhs Loan 1958-59	4,54,379
		Rs. 330 Lakhs Loan 1959-60	1,21,073
		Rs. 40 Lacs Loan	17
			75,53,082
		<i>Advances from Special Funds—</i>	
		Rs. 8½ Lakhs Advance from Plant and Machinery Depreciation Fund	51
		Rs. 3 Lakhs Advance from Renewal of Road Surfaces Fund	319
		Rs. 3,69 Lakhs Advance from Net Premia Fund	430
		Rs. 1,08,567-31 Do. do.	689
		Rs. 93,034-84 Do. do.	345
		Rs. 1,23,619-16 Do. do.	986
		Rs. 2,18,692-81 Advance from Depreciation Fund for replacement of Plant & Machinery purchased out of Loan Funds	72
		Rs. 2,99,153-00 Advance from Net Premia Fund	33
		Rs. 2,83,210-90 Advance from Municipal Fire and Accident Insurance Fund	1,692
		Rs. 3,41,793-94 Advance from Plant and Machinery Depreciation Fund	860
		Rs. 52,538-25 Advance from Net Premia Fund	890
		Rs. 1,37,489-44 Advance from Municipal Fire and Accident Insurance Fund	2,220
		Rs. 3,20,010-06 Advance from Plant and Machinery Depreciation Fund	5,423
		Rs. 15,141-25 Advance from Depreciation Fund for replacement of Plant and Machinery purchased out of Loan Funds	112
		Rs. 1,91,139-05 Advance from Net Premia Fund	2,617
		Rs. 45,237-65 Advance from Municipal Fire and Accident Insurance Fund	467
		Rs. 7,16,592-29 Advance from Plant and Machinery Depreciation Fund	6,074
		Rs. 53,706-12 Advance from Pre-cast Concrete Slabs Pavement Renewal Fund	116
		Rs. 13,125-19 Advance from Slum Service Fund	343
		Rs. 18,302-81 Advance from Depreciation Fund for replacement of Plant and Machinery purchased out of Loan Funds	69
		Rs. 9,21,505-8-0 Advance from Net Premia Fund	9,173
		Rs. 56,324-50 Advance from Plant and Machinery Depreciation Fund	28
		Rs. 1,53,672-78 Advance from Land (Reclamation and Acquisition) Fund	738
		Rs. 64,833-23 Advance from Net Premia Fund	828
		Rs. 1,84,680-91 Advance from Municipal Fire and Accident Insurance Fund	2,579
		Rs. 1,49,761-75 Advance from Plant and Machinery Depreciation Fund	700
		Rs. 61,753-48 Advance from Land (Reclamation & Acquisition) Fund	242
			38,101
Carried forward	2,86,09,820	Carried forward Total	1,10,09,430

Appendix No. 12—Concluded
WATER WORKS ACCOUNT

Net Revenue Account for the year ended 31st March 1961—concluded

INCOME—Concl.	Rs.	EXPENDITURE—concl.	Rs.
Surplus Brought forward Rs.	2,86,09,820	Brought forward ...	1,10,09,430
		Interest Accrued but not paid	
		Accrued interest on Rs. 100 Lakhs Loan 1958-59	64,899
		Rs. 330 Lakhs Loan 1959-60	864
			65,763
		Commission to the State Bank of India for payment of Interest on the Water Works	
		portion of the different Loans	28,863
		Miscellaneous Loan Charges including Commissions paid to the State Bank of	
		India for drawing interest on Sinking Fund Investments	2,684
			31,547
		Reduction of debt or Investment of Sinking Fund of the following Water Works	
		Loans —	2,98,000
		Rs. 100 Lakhs Loan from Government for financing V.C.T. Schemes, on 17-11-1953	
		Rs. 100 Lakhs loan Do do, 4-3-1954	2,98,000
		Rs. 100 Lakhs Loan from Government for financing V. C. T. Scheme on	
		(29-6-1954)	2,85,851
		Rs. 100 Lakhs Loan from Government for financing V. C. T. Scheme	
		on (9-10-1954)	2,85,851
		Rs. 100 Lakhs Loan from Government for financing V.C.T. Scheme (on 7-6-1955)	2,74,197
		Rs. 100 Lacs Loan from Government for financing V.C.T. Scheme on 30-12-1955	2,74,197
		Rs. 50 Lacs Loan from Government for financing V.C.T. Scheme on 27-3-1956	1,37,099
		Rs. 1 Crore Loan from Government for financing V.C.T. Scheme on 27-11-56	12,66,096
		Rs. 7 Lakhs Loan for Reduplication of the Tansa Main and other Auxiliary Works	12,531
		Rs. 24½ Lakhs Loan (1936-37)	2,954
		Rs. 9 Lakhs Loan	11,392
		Rs. 30 Lakhs Loan (1937-38)	18,248
		Rs. 30 Lakhs Loan (1938-39)	19,492
		Rs. 64 Lakhs Loan (1939-40)	15,702
		Rs. 48 Lakhs Loan of (1940-41)	14,526
		Rs. 25 Lakhs Loan of (1941-42)	24,919
		Rs. 20 Lakhs Loan of (1943-44)	13,695
		Rs. 22 Lakhs Loan of (1944-45)	23,975
		Rs. 25 Lakhs Loan of (1945-46)	34,109
		Rs. 54 Lakhs Loan (1946-47)	78,965
		Rs. 75 Lakhs Loan of (1947-48)	47,423
		Rs. 61 Lakhs Loan (1948-49)	44,469
		Rs. 88,14,500 out of 1.25 Crores (1949-50)	1,85,275
		Rs. 2 Crores Loan (1950-51)	9,57,854
		Rs. 80 Lakhs Loan (1950-51)	50,274
		Rs. 17.97 Lakhs Loan (1950-51)	5,183
		Rs. 10 Lakhs Loan (1950-51)	18,936
		Rs. 1,75,34,000 Loan (1951-52)	9,42,751
		Rs. 33 Lakhs Loan (1951-52)	1,77,432
		Rs. 60 Lakhs Loan (1951-52)	1,13,969
		Rs. 2.44,14,500 Loan (1953-54)	15,51,063
		Rs. 69 Lakhs Loan (1952-53)	1,37,887
		Rs. 35 Lakhs Loan (1952-53)	1,71,569
		Rs. 110 Lakhs Loan 1953-54	3,79,084
		Rs. 85 Lakhs Loan 1953-54	86,981
		Rs. 50 Lakhs Loan 1953-54	1,63,227
		Rs. 1,92,49,000 Loan 1954-55	5,53,982
		Rs. 180 Lakhs Loan 1955-56	4,48,244
		Rs. 30 Lacs Loan 1955-56	63,286
		Rs. 1,15,50,000 Loan 1956-57	3,41,928
		Rs. 130 Lacs Loan 1956-57	1,11,085
		Rs. 114,10,500 Loan 1957-58	2,12,273
		Rs. 100 Lakhs Loan 1957-58	1,54,721
		Rs. 100 Lakhs Loan 1958-59	1,78,207
		Rs. 250 Lakhs Loan 1958-59	3,72,442
		Rs. 330 Lacs Loan 1959-60	91,692
		Credit on account of Sinking Fund in respect of Rs. 100 lacs loan 1959-60	79,924
		8½ Lakhs Advance from Plant and Machinery Depreciation Fund	507
		3 Lakhs Advance from Renewal of Road Surfaces Fund	1,472
		3.69 Lakhs Advance from Net Premia Fund	1,615
		Rs. 1,03,567.31 Advances from Net Premia Fund	6,507
		Rs. 93,034.84 Advances from Net Premia Fund	5,673
		Rs. 1,23,619.16 Advances from Net Premia Fund	10,632
		Rs. 2,83,216.90 Advance from Municipal Fire and Accident Insurance Fund	42,313
		Rs. 3,41,793.94 Advance from Plant and Machinery Depreciation Fund	21,488
		Rs. 2,18,692.81 Advance from Depreciation for replacement of Plant and Machinery	1,788
		purchased out of Loan Funds	
		Rs. 2,99,153 Advance from Net Premia Fund	816
		Rs. 52,538.25 Advance from Net Premia Fund	10,911
		Rs. 1,37,489.44 Advance from Municipal Fire and Accident Insurance Fund	27,209
		Rs. 3,20,010.06 Advance from Plant and Machinery Depreciation Fund	66,454
		Rs. 15,141.25 Advance from Depreciation Fund for replacement of Plant and Machi-	1,373
		nery purchased out of Loan Funds	
		Rs. 1,91,139.05 Advance from Net Premia Fund	19,682
		Rs. 45,237.65 Advance from Municipal Fire and Accident Insurance Fund	3,514
		Rs. 7,16,592.29 Advance from Plant and Machinery Depreciation Fund	45,672
		Rs. 53,706.12 Advance from Precast concrete Pavement Renewal Fund	876
		Rs. 13,125.19 Advance from Slum Service Fund	2,620
		Rs. 1,802.81 Advance from depreciation Fund for purchase of Plants and Machinery	516
		purchased out of Loan Funds	
		Rs. 9,21,505.80 Advance from Net Premia Fund	50,638
		Rs. 56,324.50 Advance from Plant and Machinery Depreciation Fund	155
		Rs. 1,53,672.78 Advance from Land (Reclamation and Acquisition Fund)	4,073
		Rs. 64,833.23 Advance from Net Premia Fund	3,818
		Rs. 1,84,680.91 Advance from Municipal Fire and Accident Insurance Fund	11,902
		Rs. 1,49,761.75 Advance from Plant and Machinery Depreciation Fund	3,231
		Rs. 61,753.48 Advance from Loan (Redemption and Acquisition) Fund	1,116
			1,07,84,498
		Discount and other charges on Rs. 3,07,50,000 Loan 1960-61	1,68,097
			2,20,59,335
		Total Debt Charges	65,53,485
		Surplus	2,86,09,820
		Total Rs.	2,86,09,820

(Supplementary to Appendix 12)

Statement showing the quantity of water by meter supplied under different Sub-heads and the Water Tax by measurement realized at different rates for the uniform quantity of 1,000 gallons, as required by Corporation Resolution No. 6570 of 15th February 1912.

PARTICULARS.	1956-57.		1957-58.		1958-59.		1959-60.		1960-61.	
	Gallons.	Amount.	Gallons.	Amount.	Gallons.	Amount.	Gallons.	Amount.	Litres.	Amount.
1 Hotels	19,82,83,200	Rs. 2,47,071 Rs. 1 4 0	22,31,91,042	Rs. 3,77,751 Re. 1 25	11,72,58,734	Rs. 1,90,197 Re. 1 25	4,11,29,451	Rs. 71,976 Re. 1 75	1,12,31,54,000	Rs. 4,26,798 nP. 3 80
2 Cotton Factories	4,06,69,27,391	Rs. 56,63,001 Rs. 1 6 0	4,38,77,22,987	Rs. 64,99,994 Re. 1 50	3,56,01,78,769	Rs. 52,83,075 Re. 1 50	3,99,63,25,373	Rs. 59,94,488 Re. 1 50	16,17,43,78,500	Rs. 53,37,544 nP. 3 30
3 Flour Mills	95,12,835	Rs. 10,840 Rs. 1 4 0	36,71,352	Rs. 4,383 Re. 1 25	1,20,49,012	Rs. 15,161 Re. 1 25	20,75,02,160	Rs. 2,59,377 Re. 1 50	12,53,30,100	Rs. 1,33,054 nP. 3 30
4 Other Factories	1,18,47,41,880	Rs. 14,14,863 Rs. 1 2 0	1,06,36,55,538	Rs. 13,33,514 Re. 1 15	1,58,86,33,711	Rs. 18,87,444 Re. 1 15	1,76,44,29,493	Rs. 26,45,508 Re. 1 25	6,78,20,93,400	Rs. 22,38,418 nP. 2 70
5 Milch Cattle Stables	3,97,23,310	Rs. 45,639 @ As. 12 0	2,13,23,070	Rs. 23,655 Re. 0 75	94,11,664	Rs. 11,660 Re. 0 75	49,71,088	Rs. 6,213 Re. 0 75	3,64,37,900	Rs. 9,838 nP. 1 65
6 Government Properties (a)	1,34,20,38,447	Rs. 10,05,696 @ As. 12 0	1,28,85,94,503	Rs. 9,66,445 Re. 0 75	1,47,78,58,587	Rs. 11,09,516 Re. 0 75	1,15,65,88,867	Rs. 8,67,441 Re. 0 75	9,13,59,70,100	Rs. 15,07,435 nP. 1 65
7 Railways	1,03,28,04,916	Rs. 7,74,603 Rs. 2 4 0	93,00,79,360	Rs. 6,97,559 Re. 2 25	1,02,95,94,467	Rs. 7,72,195 Re. 2 25	86,36,15,466	Rs. 6,47,786 At different rates.	6,51,76,27,700	Rs. 10,75,408 At different rates
8 Port Trust	94,94,17,889	Rs. 22,32,785 4 0	77,38,00,991	Rs. 17,41,052 23	31,07,70,053	Rs. 6,30,696 08	1,52,96,03,533	Rs. 20,64,751 45	4,53,90,23,100	Rs. 18,10,960 nP. 87
9 Suburbs (b)
10 Miscellaneous (c)	3,13,02,98,916	At different rates. 25,52,562 11 6	4,18,65,34,532	At different rates. 36,32,069 89	4,71,89,33,074	At different rates. 40,23,593 01	6,25,52,51,374	At different rates. 53,03,610 90	40,35,41,64,600	At different rates. 89,38,676 86
11 Merged area (d)	6,40,00,00,000	At different rates. 24,00,000 0 0	6,92,14,30,000	Re. 0 37 28,00,000	7,30,00,00,000	At 38,72,200 00	17,51,69,29,167	At 40,15,000 00	47,71,43,99,069	00 97 46,18,279 00
Total	18,35,37,48,784	1,63,47,064 1 6	19,80,00,03,375	1,80,76,428 14	20,04,46,88,071	1,77,95,739 52	33,33,64,45,972	2,18,76,155 01	1,32,50,25,78,469	2,61,46,414 20

(a) The rates charged are in accordance with the Water Rules for the respective years.

(b) The Estimates against these items have been shown under (3) Water Tax (Compounded Charges) (b) Through H. E. as the same have been Transferred to H.E.'s register from that of A & C.

(c) The rates charged vary from Annas 12 to Rs. 2-6-0 per 1,000 gallons.

(d) The rates charged vary from Annas 6 to Annas 12 per 1,000 gallons.

(e) The rates charged for the year 1960-61 are per 10,000 litres.

Appendix No. 12-A.

WATER WORKS ACCOUNT.

Schedule of Liabilities and Assets at 31st March 1961.

LIABILITIES.	Rs.	ASSETS.	Rs.
I.—DEBT PRINCIPAL—		I.—PROPERTIES—	
<i>Due to Government—</i>			
Rs. 1 Crore Loan from Govt. for V. C. T. Scheme on 17-11-53 ...	81,52,480	Water Works executed out of Loan, Surplus and Reserve Funds (<i>vide</i> Appendix No.8)	
Rs. 1 Crore Loan from Govt. for V. C. T. Scheme on 4-3-54 ...	81,52,480		
Rs. 1 Crore Loan from Govt. for V. C. T. Scheme on 29-6-54 ...	84,50,479		
Rs. 1 Crore Loan from Govt. for V. C. T. Scheme on 19-10-54 ...	84,50,479		
Rs. 1 Crore Loan from Govt. for V. C. T. Scheme on 7-6-55 ...	87,36,330	Out of Loan Reserve Funds—	
Rs. 1 Crore Loan from Govt. for V. C. T. Scheme on 30-12-55 ...	87,36,330	Ordinary Works ...	31,06,45,096
Rs. 50 Lakhs Loan from Govt. for V. C. T. Scheme on 27-3-56 ...	43,68,165		
Rs. 1 Crore Loan from Govt. for V. C. T. Scheme on 27-11-56 ...	87,33,904		
Rs. 1 Crore Loan from Govt. for V. C. T. Scheme on 23-12-57 ...	1,00,00,000		
	50,00,000		
Total ...	7,87,80,648	Tansa Completion Works ...	4,99,46,291
<i>Due to the Public—</i>		Works executed out of Worn-out Water Mains Renewal Fund
Tansa Water Works Loan of 147 Lakhs ...	10,000	Plant and Machinery Rs. 33,12,496	
70 Lakhs Loan for the Reduplication of the Tansa Main and other Auxiliary Works ...	20,50,737		
160 Lakhs Loan for the improvement of the water supply in Bombay ...	53,500		
Water Works portion of 37 Lakhs Loan ...	24,138		
Water Works portion of 40 Lakhs Loan (1928-29) ...	682	Less—Written off ...	27,19,156
Water Works portion of the 25 lacs Loan for Sewerage, Road and other Works ...	93		5,93,340
Water Works portion of 9 Lakhs Loan ...	1,40,534		
Water Works portion of 24½ Lakhs Loan (1936-37) ...	5,36,517		
Water Works portion of 30 Lakhs Loan (1937-38) ...	8,59,545		
Water Works portion of 30 Lakhs Loan (1938-39) ...	9,18,028	II.—INVESTMENTS—	
Water Works portion of 64 Lakhs Loan (1939-40) ...	7,39,529		
Water Works portion of 48 Lakhs Loan (1940-41) ...	6,84,174	1. State Bank of India—Municipal Loans Sinking Fund Deposit Account —(Water Works portion) ...	6,13,80,306
Water Works portion of 25 Lakhs Loan (1941-42) ...	11,73,642		
Water Works portion of 20 Lakhs Loan (1943-44) ...	6,41,738		
Water Works portion of 22 Lakhs Loan (1944-45) ...	11,23,417		
Water Works portion of 25 Lakhs Loan (1945-46) ...	15,98,174		
Water Works portion of 54 Lakhs Loan (1946-47) ...	37,00,402		
Water Works portion of 75 Lakhs Loan (1947-48) ...	21,96,613		
Water Works portion of 61 Lakhs Loan (1948-49) ...	20,83,871		
Water Works portion of 125 lakhs loan (1949-50) ...	85,15,315		
Water Works portion of 2 Crores Loan (1950-51) ...	1,73,05,906		
Water Works portion of 80 Lacs Loan ...	23,55,959		
Water Works portion 10 lacs Loan ...	3,40,742		
Water Works portion of Rs. 1,75,34,000 Loan out of Rs. 420 lacs Loan ...	1,71,64,431		
Water Works portion of Rs. 33 lacs Loan out of Rs. 420 lacs Loan ...	32,29,875		
Water Works portion of Rs. 60 lacs Loan ...	20,87,824		
Water Works portion of Rs. 2,44,14,500 Loan (1952-53) ...	2,20,33,462		
Water Works portion of 69 Lakhs Loan (1952-53) ...	26,69,481		
Water Works portion of 35 Lakhs Loan (1952-53) ...	25,00,000		
Water Works portion of 110 Lakhs Loan (1953-54) ...	1,07,42,192		
Water Works portion of 85 Lakhs Loan (1953-54) ...	24,86,030		
Water Works portion of 50 Lakhs Loan (1953-54) ...	46,65,185		
Water Works portion of Rs. 1,92,49,000 Lakhs Loan (1954-55) ...	1,57,72,361		
Water Works portion of Rs. 180 Lakhs Loan (1955-56) ...	1,23,91,882		
Water Works portion of Rs. 30 Lakhs Loan (1955-56) ...	17,53,767		
Water Works portion of Rs. 1,15,50,000 Loan (1956-57) ...	95,12,982		
Water Works portion of Rs. 130 lacs Loan (1956-57) ...	44,06,397		
Water Works portion of Rs. 1,14,10,500 Loan (1957-58) ...	59,35,358		
Water Works portion of Rs. 100 lacs Loan (1957-58) ...	60,90,458		
Water Works portion of Rs. 250 lacs Loan (1958-59) ...	88,39,573		
Water Works portion of Rs. 100 lacs Loan (1958-59) ...	39,83,095		
Water Works portion of Rs. 330 Lakhs Loan 1959-60 ...	1,28,86,067		
Water Works portion of Rs. 1,37,50,000 Loan 1960-61 ...	36,03,566		
Water Works portion of Rs. 1.70 Lacs Loan 1960-61 ...	43,33,713		
Total ...	20,41,40,955		
Carried over ...	28,29,21,603	Carried over	42,25,65,033

Appendix No. 12-A,
WATER WORKS ACCOUNT—Concl'd.
Schedule of Liabilities and Assets at 31st March 1961.

LIABILITIES.	Rs.	ASSETS.	Rs.
Brought over ...	28,29,21,603	Brought over ...	42,25,65,033
<i>Advances from Special Funds—</i>			
Rs. 8½ Lakhs Advance from Plant and Machinery Depreciation Fund ...	520		
Rs. 3 Lakhs Advance from Renewal of Road Surfaces Fund ...	6,507		
Rs. 3.69 Lakhs Advance from Net Premia Fund ...	9,131		
	16,158		
Rs. 1,08,567.31 advance from Net premia Fund for purchase of Plant and Machinery in 1946-47 ...	16,462		
Rs. 93,034.84 Advance from Net Premia Fund for purchase of Plant and Machinery in 1948-49 ...	5,828		
Rs. 1,23,619.16 Advance from Net Premia Fund for purchase of Plant and Machinery in 1949-50.	22,226		
Rs. 52,538.25 Advance from Net Premia Fund in 1956-57 ...	11,345		
Rs. 1,37,489.44 Advance from Municipal Fire and Accident Insurance Fund in 1956-57) ...	28,299		
Rs. 15,141.25 Advance from Depreciation Fund for replacement of Plant and Machinery purchased out of Loan Funds in 1956-57 ...	1,425		
Rs. 3,20,010.06 Advance from Plant and Machinery Depreciation Fund in 1956-57 ...	69,111		
Rs. 1,91,139.05 Advance from Net Premia Fund in 1957-58 ...	41,905		
Rs. 45,237.65 Advance from Municipal Fire and Accident Insurance Fund in 1957-58 ...	7,481		
Rs. 7,16,592.29, Advance from Plant and Machinery Depreciation Fund in 1957-58 ...	97,251		
Rs. 53,706.12 Advance from Precast Concrete Slab Pavement Renewal Fund in 1957-58 ...	1,864		
Rs. 18,302.81 Advance from Depreciation Fund for Purchase of Plant and Machinery out of Loan Funds in 1957-58 ...	1,101		
Rs. 13,125.19 Advance from Slum Service Fund in 1957-58 ...	5,580		
Rs. 9,21,505.80 Advance from Net. Premia Fund ...	1,65,199		
Rs. 56,324.50 Advance from Plant and Machinery Depreciation Fund ...	507		
Rs. 1,53,672.78 Advance from Land (Reclamation & Acquisition) Fund...	13,286		
Rs. 64,833.23 Advance from Net Premia Fund ...	61,975		
Rs. 1,84,680.91 Advance from Municipal Fire and Accident Insurance Fund. ...	57,391		
Rs. 1,71,995.56 Advance from Net Premia Fund ...	29,810		
Rs. 2,82,553.64 Advance from Municipal Fire and Accident Insurance Fund	87,904		
Rs. 1,88,369.53 Advance from Plant and Machinery Depreciation Fund	27,525		
Rs. 3,84,270.59 Advance from Land (Reclamation and Acquisition) Fund	25,280		
	7,78,755		
II.—SINKING FUNDS ON MUNICIPAL LOANS (invested as per contra) ...	6,13,80,306		
II.—SPECIAL FUNDS—			
Net Premia Fund (invested as per contra) ...	29,10,786		
IV.—CAPITAL ACCOUNT—			
General Reserve being Assets in excess of Liabilities	7,01,87,367		
Less—Assets Written off ...	27,19,156		
	6,74,68,211		
Total ...	42,54,75,819	Total ...	42,54,75,819

Appendix No. 13
MARKETS AND SLAUGHTER HOUSES ACCOUNT
Revenue Account for the year ended 31st March 1961

INCOME.	Rs.	EXPENDITURE.	Rs.
Income for the year— <i>vide</i> details in Appendix No. 3 ...	57,57,288	Maintenance Charges of—including Refrigerator charges <i>vide</i> Appendix No. 4)—	18,36,009
		Provident Fund and Pension etc., charges ...	83,639
		Proportion of General Supervision ...	1,33,368
		Total Expenditure ...	20,53,016
		Surplus carried down ...	37,04,272
	57,57,288	Total Rs. ...	57,57,288

Appendix No. 13—(Contd.)
MARKETS AND SLAUGHTER HOUSES ACCOUNT
Net Revenue Account for the year ended 31st March 1961

Rs.	Interest on Loans					Rs.
Surplus brought down						37,04,272
	<i>Due to Government—</i>					
	<i>Due to public—</i>					
	Rs. 24½ Lakhs Loan	848
	Rs. 30 Lakhs Loan (1937-38)	2,329
	Rs. 30 Lakhs Loan (1938-39)	4,466
	Rs. 48 Lakhs Loan (1940-41)	4,852
	Rs. 25 Lakhs Loan (1941-42)	2,681
	Rs. 20 Lakhs Loan (1943-44)	591
	Rs. 22 Lakhs Loan (1944-45)	847
	Rs. 25 Lakhs Loan (1945-46)	425
	Rs. 54 Lakhs Loan (1946-47)	27
	Rs. 61 Lakhs Loan (1948-49)	1,085
	Rs. 75 Lakhs Loan (1947-48)	3,903
	Rs. 80 Lakhs Loan (1950-51)	15,562
	Rs. 60 Lakhs Loan (1951-52)	9,300
	Rs. 69 Lakhs Loan (1952-53)	2,126
	Rs. 85 Lakhs Loan (1953-54)	1,012
	Rs. 70 Lakhs Loan 1954-55	15,608
	Rs. 180 Lakhs Loan 1955-56	3,523
	Rs. 130 Lakhs Loan 1956-57	15,142
	Rs. 100 Lakhs Loan 1957-58	60
	Rs. 11410500 Lacs Loan 1957-58	1,252
	Rs. 250 Lakhs Loan	5,331
	Rs. 100 Lacs Loan 1958-59	3,230
						94,200
	<i>Advance from Special Funds—</i>					
	Rs. 8½ Lakhs Advance from Plant and Machinery Depreciation Fund	267
	Rs. 93,034-84 Advance from Net Premia Fund for purchase of Plant & Machinery	101
	Rs. 53,323-69 Advance from Municipal Fire and Accident Insurance Fund	614
	Rs. 19,059.86 Advance from Slum Service Fund	301
	Rs. 64,833-23 Advance from Net Premia Fund	30
	Rs. 61,753-48 Advance from Land (Reclamation & Acquisition) Fund	230
						1,543
	Interest Accrued but not paid on Rs. 100 Lacs Loan for 1958-59	687
	Interest Accrued but not paid on Rs. 130 Lacs Loan 1956-57	903
						1,590
	Commission to the State Bank of India for the payment of Interest on the portions of the different Loans	49
	Miscellaneous Loan Charges including Commission paid to the State Bank of India for drawing interest on Sinking Fund Investments	24
						73
	Reduction of Debt or Investment of Sinking Fund					
	Rs. 24½ Lakhs Loan	593
	Rs. 30 Lakhs Loan (1937-38)	1,631
	Rs. 30 Lakhs Loan (1938-39)	3,129
	Rs. 48 Lakhs Loan (1940-41)	2,914
	Rs. 25 Lakhs Loan (1941-42)	1,609
	Rs. 20 Lakhs Loan (1943-44)	355
	Rs. 22 Lakhs Loan (1944-45)	509
	Rs. 25 Lakhs Loan (1945-46)	255
	Rs. 54 Lakhs Loan (1946-47)	19
	Rs. 61 Lakhs Loan (1948-49)	760
	Rs. 75 Lakhs Loan (1947-48)	2,563
	Rs. 80 Lakhs Loan (1950-51)	10,064
	Rs. 60 Lakhs Loan (1951-52)	13,335
	Rs. 69 Lacs Loan 1952-53	2,704
	Rs. 85 Lakhs Loan 1953-54	872
	Rs. 70 Lacs Loan 1954-55	13,447
	Rs. 180 Lakhs Loan 1955-56	2,853
	Rs. 130 Lakhs Loan 1956-57	9,399
	Rs. 1,14,10,500 Loan for 1957-58	1,037
	Rs. 100 Lacs Loan 1957-58	35
	Rs. 250 Lacs Loan 1958-59	2,709
	Rs. 100 Lacs Loan 1958-59	1,887
	Credit on account of Sinking Fund in respect of Rs. 130 Lacs Loan 1959-60	Cr. 6,866
	Rs. 8½ Lakhs Advance from Plant and Machinery Depreciation Fund	2,641
	Rs. 53,323-69 Advance from Municipal Fire and Accident Insurance Fund	3,853
	Rs. 93,034-84 Advance from Net Premia Fund for purchase of Plant and Machinery	1,672
	Rs. 41 655-12 Advance from Slum Service Fund	4
	Rs. 19,059.86 Advance from Slum Service Fund	3,697
	Rs. 64,833-23 Advance from Net Premia Fund	137
	Rs. 61,753-48 Advance from Land (Reclamation & Acquisition) Fund	1,064
						78,881
	Discount and other charges	11,568
	Rs. 3,07,50,000 Lacs Loan 1960-61	11,568
						Total Debt. Charges ... 1,87,855
						Surplus—Excess of Income over Expenditure ... 35,16,417
37,04,272						Total Rs. ... 37,04,272

Appendix No. 14
MUNICIPAL PRINTING PRESS
Income and Expenditure for the year 1960-61

Expenditure.	Details.	Amount.	Income.	Details.	Amount.
	Rs. nP.	Rs. nP.		Rs.	Rs.
Materials on hand and works in progress on 1st April 1960 } Rs. ...		8,15,006.03			
Including amounts with the Reserve Bank of India }					
Expenditure during the year— Establishment—					
(a) Permanent ...	78,542.98				
(b) Dearness Allowances ...	31,406.30	1,09,949.28			
Labour ...		4,46,856.31			
Materials ...		5,96,042.18			
Work through outside Agencies ...		43,845.64			
Electric Power ...		4,552.18			
Contingencies—			Amount chargeable to the departments for work done ...		11,58,596.60
Printing ...	2,959.85				
Stationery ...	888.60				
Books and Dead Stock ...	14,676.16				
Lighting ...	4,256.72				
Miscellaneous ...	10,465.76	33,247.09			
Repairs and Maint.—			Amount chargeable to the private parties for work done ...		34,984.92
(a) Buildings ...	1,454.70				
(b) Machinery ...	14,709.32	16,164.02			
Rent ...		4,238.41	Amount of sale of waste paper & Metal ash etc. ...		6,504.25
Provident Fund ...		37,386.30			
Depreciation ...		109.12			
Debt charges—			Stock at close—		
(1) Interest ...		93,588.16	Works in progress ...	5,04,767.12	
(2) Repayment of capital ...			Materials on hand ...	5,33,970.11	
Maintenance of delivery van ...		2,320.17	Deposit with Reserve Bank of India ...		62.94
Private Works—					
Labour ...	4,435.17				
Materials ...	28,666.68	33,101.85			
Difference representing surplus (1) Rs. 596.13 on departmental works and (2) Rs. 1,883.07 on private works transferred to revenue.			2,479.20		
		22,38,885.94			22,38,885.94

Appendix No. 14—A

Statement of Advance for 1960-61.

Name of Account.	Opening Balance on 1st April 1960.	Debits during 1960-61.	Total.	Credits during 1960-61.	Closing Balance on 31st March 1961
	Rs.	Rs.	Rs.	Rs.	Rs.
Departmental Works—					
Water Works	5,75,226	2,89,475	8,64,701	47,256	8,17,445
Printing Press	18,98,378	13,88,299	32,86,677	13,25,839	19,60,838(a)
Workshops	16,14,305	6,99,238	23,13,543	5,93,221	17,20,322
Architectural Branch	1,37,169	...	1,37,169	...	1,37,169
Roads, Buildings and Drainage	33,66,951	15,42,206	49,09,157	14,03,100	35,06,057
Health Department	46,354	16,585	62,939	13,318	49,621
Total	76,38,383	39,35,803	1,15,74,186	33,82,734	81,91,452
Private Works—					
Workshops	7,077	3,652	10,729	556	10,173
Water Works	5,42,849	1,61,485	7,04,334	2,14,180	4,90,154
Roads, Buildings and Drainage	19,26,506	6,24,440	25,50,946	12,51,251	12,99,695
Architectural Branch	6,548	...	6,548	...	6,548
Health Department	2,465	...	2,465	...	2,465
Printing Press	53,484	33,102	86,586	57,940	28,646
House Numbering	14,235	...	14,235	1,912	12,323
Total	25,53,164	8,22,679	33,75,843	15,25,839	18,50,004
Asphalt Plant, Crushers, etc.—					
Asphalt Plant	23,41,725	11,73,341	35,15,066	14,29,212	20,85,854(b)
Sewri Crushers	5,16,745	3,90,955	9,07,700	3,76,923	5,30,777(c)
Mechanical Transport	6,27,924	2,56,665	8,84,589	1,94,326	6,90,263(d)
Worli Crushers	6,75,420	4,10,638	10,86,058	3,05,867	7,80,191(e)
Pre-cast Concrete Slabs	35,035	3,056	38,091	7,161	30,930(f)
Manufacture of concrete covers	12,770	...	12,770	3,270	9,500(h)
Municipal Foundry	2,24,431	83,298	3,07,729	59,071	2,48,658(i)
Servicing of Vehicles & recharging of batteries	25,960	36,891	62,851	14,761	48,090(g)
Reinstatement of Trenches	...	13,63,956	13,63,956	...	13,63,956
Total	44,60,010	37,18,800	81,78,810	23,90,591	57,88,219
Municipal Officers—					
Dishonoured cheques	...	36,86,848	36,86,848	36,86,848	...
Standing advance for Contingent Expenses	1,29,140	19,490	1,48,630	9,959	1,38,671
Motor cars and motor cycles to officers	57,488	15,860	73,348	29,929	43,419
Cycle advances to Subordinates	Cr. 26	...	Cr. 26	...	26cr.
Total	1,86,602	37,22,198	39,08,800	37,26,736	1,82,064
Sundry Advances					
Advance for demolition of unauthorized structures and for removal of unsafe building in the City.	1,14,45,932	85,23,324	1,99,69,256	59,58,715	1,40,10,541
	49,424	37,765	87,189	5,973	81,216
Total	1,14,95,356	85,61,089	2,00,56,445	59,64,688	1,40,91,757
Municipal Contractors					
Municipal Tenderers	Cr. 4,958	9,012	4,054	9,240	5,186Cr.
Purchase of Coal	503	19,709	20,212	20,208	4
Purchase of Petrol	36	...	36	36	...
	9,05,584	6,41,853	15,47,437	8,91,467	6,55,970(g)
Total	9,01,165	6,70,574	15,71,739	9,20,951	6,50,788
Grand Total	2,72,34,680	2,14,31,143	4,86,65,823	1,79,11,539	3,07,54,284

	Rs.
(a) Works in progress	5,04,768
Materials on hand	5,33,970
Outstanding Bills	9,22,037
Deposit with Reserve Bank of India	63

Total 19,60,838

(b) Stock on hand	Rs. 1,22,881	(c) Stock on hand	Rs. 1,59,577	(d) Outstanding bills	Rs. 2,12,787	(e) Stock on hand	Rs. 2,42,773	(f) Stock on hand	Rs. ...
Outstanding bills	18,97,793	Outstanding Bills	1,47,924	Unadjusted Loss	4,77,476	Outstanding bills	3,55,467	Outstanding bills	2,4649
Unadjusted Loss	65,180	Unadjusted Loss	2,23,276			Unadjusted Loss	1,81,951	Unadjusted Loss	6,281
Total	20,85,854	Total	5,30,777	Total	6,90,263	Total	7,80,191	Total	30,930
(g) Outstanding Petrol and Diesel oil bills	Rs. 6,42,972	(h) Stock on hand—	Rs. ...	(i) Outstanding bills	Rs. 1,66,639	Outstanding bills	6,671	Stock on hand	82,019
Stock in hand with M. E. Petrol	9,095	Outstanding bills	...	Unadjusted Loss	2,829	Unadjusted Loss	2,829		
Stock in hand Diesel oil	1,700								
	6,53,767	(j) Outstanding bills	Rs. 40,307						
		Unadjusted Loss	7,783						
Add—Stock to be adjusted in 1961-62	2,203	Total	48,090						
	6,55,970								

Appendix No. 14-B

Statement showing Advances out of Special Funds during 1960-61.

Name of Account.	Opening Balance on 1st April 1960.	Debits during 1960-61.	Total.	Credits during 1960-61.	Closing Balance on 31st March 1961.
	Rs.	Rs.	Rs.	Rs.	Rs.
Charges to be met out of—					
Municipal Fire and Accident Insurance Fund	4,272	4,272	4,272	...
Net Premia Fund	210	210	210	...
Fines Fund	1,34,148	1,34,148	1,34,148	...
G. S. M. College and K. E. M. Hospital Research Fund	17,333	17,333	17,333	...
Welfare Fund	88,844	88,844	88,844	...
Hospital Fund	37,440	37,440	37,440	...
Plant and Machinery Depreciation Fund	36,446	36,446	36,446	...
Fidelity Gaurantee Insurance Fund	1,855	1,855	1,855	...
Advance from Plant and Machinery Depreciation Fund for Levelling Metalling etc., Private Streets	5,50,303	30,250	5,80,553	6,893	5,73,660
Advance from Net Premia Fund for purchase of Machinery for the Municipal Printing Press	70,703	...	70,703	9,006	61,697
Advances for Capital Works from—					
Municipal Fire and Accident Insurance Fund	5,85,283	2,82,553	8,67,836	1,91,338	6,76,498
Plant and Machinery Depreciation Fund	10,54,347	1,88,369	12,42,716	3,96,290	8,46,426
Net Premia Fund	21,53,695	2,40,175	23,93,870	5,45,136	18,48,734
K. E. M. Hospital and G. S. M. College Research Fund	92,090	...	92,090	35,226	56,864
Advance from K. E. M. Hospital and G. S. M. College equipment Fund for purchase of Machinery for Municipal Printing Press	11,873	...	11,873	4,879	6,994
Hospital Fund	5,05,836	2,55,767	7,61,603	1,59,370	6,02,233
Land (R. & A.) Fund	5,93,085	3,84,271	9,77,356	2,29,192	7,48,164
Total Rs. ...	56,17,215	17,01,933	73,19,148	18,97,878	54,21,270

Appendix No. 14-C
Statement of Deposit Accounts for 1960-61

Name of Account.	Opening Balance on 1st April 1960.	Credits during 1960-61.	Total.	Debits during 1960-61.	Closing Balance on 31st March 1961.
	Rs.	Rs.	Rs.	Rs.	Rs.
A.—Cash Deposits from Contractors, etc.—					
(1) From Contractors	21,02,011	11,52,332	32,54,343	10,53,905	22,00,438
(2) From Tenderers	12,81,763	21,71,161	34,52,924	23,61,800	10,91,124
(4) Tenderers on approved list	3,24,000	1,14,300	4,38,300	10,000	4,28,300
	37,07,774	34,37,793	71,45,567	34,25,705	37,19,862
B.—Cash Deposits from private parties received through Departmental Officers—					
(1) City Engineer	61,57,652	19,38,797	80,96,449	9,19,153	71,77,296
(2) Hydraulic Engineer	45,32,308	16,49,988	61,82,296	16,78,077	45,04,219
(3) Assessor and Collector	32,37,732	3,29,79,955	3,62,17,687	3,17,63,037	44,54,650
(4) Executive Health Officer	2,95,880	2,87,191	5,83,071	3,44,794	2,38,277
(5) Estate Agent and Land Manager—					
(i) Improvement Schemes	48,66,510	7,10,166	55,76,676	5,65,426	50,10,250
(ii) Municipal Properties	16,21,219	5,37,779	21,58,998	65,327	20,93,671
(6) Dean, (i) K. E. M. Hospital	1,36,923	19,102	1,56,025	1,15,750	40,275
Dean, (ii) G. S. M. College	85,548	1,20,726	2,06,274	1,20,557	85,717
Supdt. (iii) L. T. M. Group of Hospitals	21,353	1,15,363	1,36,713	1,07,167	29,546
(7) Superintendent of Licences	7,19,359	11,41,621	18,60,980	4,98,753	13,61,627
(8) Superintendent of Markets	2,36,575	2,28,849	4,65,424	1,67,454	2,97,970
(9) Controller of Stores	14,16,284	13,17,976	27,34,190	6,83,773	20,50,417
(10) Election and Town Duty Officer	41,209	1,20,746	1,61,955	68,081	93,874
(11) Municipal Commissioner	1,025	449	1,474	1,415	59
(12) Nil	74	1,908	1,982	330	1,652
(13) M. S.	7,699	2,459	10,158	1,889	8,269
(14) Curator Museum
(15) Solr to Corp	8,251	6,040	14,291	2,763	11,528
(16) Chief Officer, Fire Brigade	16,744	39,697	56,441	29,661	26,780
(17) Superintendent of Gardens	3,823	8,034	11,857	2,093	9,764
(18) Mechanical Engineer	1,56,206	1,81,057	3,37,263	1,66,707	1,70,556
(19) Dean T.N.M. College B.Y.L. Nair & Nair Hosp. Dental College	9,117	23,897	33,014	32,951	63
(20) Chief Inspector, Shops Esstt.	280	505	785	540	245
(21) Editor Bombay Civic Journal	4,411	1,552	5,963	915	5,048
(22) M.G.M. O.S.Pool	227	1,116	1,343	1,313	30
	2,35,76,409	4,14,34,303	6,50,10,709	3,73,38,926	2,76,71,783
C.—Other Cash Deposits	1,00,62,371	3,47,59,630	4,48,22,001	3,35,21,045	1,13,00,956
D.—Cash Deposits from Lessees	29,50,174	1,96,319	31,46,493	2,02,453	29,44,040
E.—Paper Deposits (Kept in Office)—					
(1) From Contractors, etc.	4,06,215	8,14,010	12,20,225	11,86,925	33,300
(2) From Tenderers	6,05,395	5,45,450	11,50,845	7,38,745	4,12,100
(3) Nil	1,86,400	3,85,600	5,72,000	3,28,400	2,43,600
(4) Securities held under objection	11,98,010	17,45,060	29,43,070	22,54,070	6,89,000
F.—Paper Deposits from Municipal employees and contractors lodged with the State Bank of India	20,39,685	8,84,420	29,24,105	8,63,500	20,60,605
G.—Paper Deposits from lessees, etc., lodged with the State Bank of India	22,01,330	5,41,395	27,42,725	4,40,400	23,02,325
H.—Cash Deposits received from Ex-Municipal Employees and from Employees in service joining Pension Scheme	74,67,231	99,547	75,66,778	1,312	75,65,466
I.—Deposit from A. G. in connection with the work of setting of Tulsi pipe line etc.
J.—Citizens Special Emergency Relief Fund	1,190	...	1,190	...	1,190
K.—Mayor's Special Emergency Relief Fund	1,434	...	1,434	...	1,434
L.—Cash Deposits from Accountant General Bombay in respect of Municipal claims arising from Bombay Explosions	1,75,369	3	1,75,372	...	1,75,372
M.—Cash Deposits from Govt. for construction of 900 Tenements for Displaced Persons	4,87,917	...	4,87,917	...	4,87,917
N.—Deposit from Citizens Emergency Relief Committee	69,380	...	69,380	...	69,380
O.—Rent in respect of 300 Rooms at Arthur Road	42,483	83,919	1,26,402	97,814	28,588
P.—Rent in respect of 100 Rooms at Wadala Road	30,129	...	30,129	...	30,129
Q.—Deposit received from the Govt. on account of capitalized value of the pension for the Fire Brigade staff	22,550	...	22,550	5,638	16,912
R.—Sales Tax ... 1 Sales Tax	4,186	13,383	17,569	8,075	9,494
2 General Tax	842	6,463	7,305	5,266	2,039
S.—Cash Deposit from C. E. R. Committee for the construction of 30 Tenements at Shantinagar	33,695	...	33,695	1,254	32,441
T.—Purchase Tax	310	...	310	...	310
U.—Central Sales Tax	1	...	1	...	1
TOTAL	5,40,72,470	8,32,02,232	13,72,74,702	7,81,65,458	5,91,09,244

Appendix No. 14-D

Statement of Reserve stock for 1960-61

Name of Account.	Opening Balance on 1st April 19.0.	Debits during 1960-61.	Total.	Credits during 1960-61.	Closing Balance on 31st March 1961.
	Rs.	Rs.	Rs.	Rs.	Rs.
General Stores Account	43,54,801	34,64,654	78,19,455	34,66,987	43,52,468
Capital Stores Account	53,01,002	1,57,12,317	2,10,13,319	1,48,36,868*	61,76,451†
Line Suspense Account	80,810	8,617	89,427	722	88,705
General Stores A/C (Foras Road Depot)...	1,55,619	3,23,012	4,78,631	118,768	3,59,863
Capital Stores A/C (Foras Road Depot)...	1	28,310	28,311	18,273	10,038
Total ...	98,92,233	1,95,36,910	2,94,29,143	1,84,41,618	1,09,87,525

* Out of this credit of Rs. 53,01,002 is due to transfer of Capital Stock Account from Revenue Account to Loan Works Account.

† In addition to this an amount of Rs. 2,85,72,291 is shown under Loan Works Account.

‡ An amount of Rs. 16,421 is shown under Loan Works Accounts

Appendix No. 14-E

Statement showing 'Interest accrued but not paid' in respect of the following Municipal Loans credited to Suspense account pending adjustment in their respective years of repayment, outstanding on 31st March 1961.

Year of Adjustment.	Particulars of Loans.	Amount of Interest accrued but not paid outstanding.	Date of Maturity of the Loan.
1923-24	Rs. 70 " " Portion Rs. 20,60,000 ...	Rs. nP. 27,466.67	1-6-1974
1925-26	" 10 " "	12,500.00	1-7-1980
1937-38	" 9 " "	1,313.00	14-3-1966
"	" 24½ " "	12,250.00	1-2-1967
1938-39	" 30 " " of 1937-38	4,250.00	14-3-1968
1940-41	" 30 " " of 1938-39	7,500.00	1-3-1969
1940-41	" 64 " " of 1939-40	16,000.00	1-3-1970
1941-42	" 48 " " of 1940-41	14,000.00	1-3-1971
1942-43	" 25 " " of 1941-42	7,291.67	1-3-1972
1945-46	" 20 " " of 1943-44	5,833.33	1-3-1974
1946-47	" 22 " " of 1944-45	6,416.67	1-3-1975
1947-48	" 25 " " of 1945-46	7,291.67	1-3-1976
1948-49	" 54 " " of 1946-47	13,500.00	1-3-1977
1948-49	" 75 " " of 1947-48	40,625.00	1-8-1977
1951-52	" 2 Crores " " of 1950-51	81,250.00	16-8-1965
1951-52	" 80 Lakhs " " of 1950-51	32,500.00	1-9-1980
1951-52	" 88,14,500 " " of 1949-50	11,936.31	15-9-1979
1952-53	" 61 " " of 1948-49	15,250.00	1-3-1979
1952-53	" 10 " " of 1950-51	2,709.00	16-8-1965
1952-53	" 1.75 Crores " " of 1951-52	3,24,480.00	3-10-1966
1953-54	" 2,44,14,500 " " of 1952-53	81,381.69	1-9-1964
1953-54	" 60 Lakhs " " of 1951-52	28,125.00	16-8-1966
1953-54	" 69 " " of 1952-53	23,000.00	1-9-1967
1953-54	" 10 " " of 1950-51	361.00	16-8-1965
1953-54	" 1.75 Crores " " of 1951-52	622.00	3-10-1966
1954-55	" 33 Lakhs " " of 1951-52	15,468.75	3-10-1966
1954-55	" 35 " " of 1952-53	1,555.56	1-9-1964
1954-55	" 110 " " of 1953-54	36,666.69	1-9-1963
1954-55	" 85 " " of 1953-54	28,333.31	1-9-1973
1954-55	" 50 " " of 1953-54	16,666.69	1-9-1973
1955-56	" 1,75,34,000 " " of 1951-52	7.56	3-10-1966
1955-56	" 1,92,49,000 Loan of 1954-55	64,163.31	1-9-1964
1955-56	" 70 Lakhs Loan of 1954-55	23,333.33	1-3-1975
1956-57	" 180 Lakhs Loan of 1955-56	30,000.00	15-9-1967
1957-58	" 115.50 Lakhs Loan of 1956-57	2,11,750.00	15-10-1963
1958-59	" 1,14,10,500 Loan of 1957-58	2,02,060.93	1-11-1969
1958-59	" 100 Lakhs Loan of 1957-58	70,833.33	1-11-1982
1959-60	" 250 Lakhs Loan 1958-59	1,47,569.44	11-8-1970
1959-60	" 130 Lakhs Loan 1956-57	38,333.00	15-9-1981
1959-60	" 30 " " 1955-56	5,000.00	15-9-1967
1960-61	" 130 " " 1956-57	21,667	15-9-1981
1960-61	" Rs. 100 Lakhs Loan 1958-59	90,431.00	11-8-1933
1960-61	" Rs. 330 Lakhs Loan 1959	11,000.00	28-9-1971
	Total Rs. ...	17,92,692.91	

APPENDIX No. 14-E(1)

Statement showing the details of Debt Equalization Fund in respect of the following Loans received from the Government Credited to Suspense Account pending adjustment in their respective years of repayment outstanding on 31st March 1961.

Year of Adjustment	Particulars of Loans	Amounts Credited to the Debt Equalization Fund.		
		Instalment.	Interest.	Total.
		Rs.	Rs.	Rs.
1957-58	Rs. 1 Crore received from Government on 27-11-1956	8,32,910	...	8,32,910.00
1958-59	Rs. 1 Crore received from Government on 27-11-1956	8,32,910	33,316.40	8,66,226.40
1958-59	Rs. 1 Crore received from Government on 27-11-1957	8,32,910	...	8,32,910.00
1959-60	Rs. 1 Crore received from Government on 27-11-1956	8,32,910	67,965.46	9,00,875.46
1959-60	Rs. 1 Crore received from Government on 27-11-1957	8,32,910	33,316.40	8,66,226.40
1959-60	Rs. 50 Lakhs loan received from Govt. on 17-3-1958	8,32,910	16,658.20	8,49,568.20
1960-61	Rs. 1 Crore loan of 27-11-57	8,32,910	67,965.46	9,00,875.46
1960-61	Rs. 50 Lakhs loan of 17-3-1958	4,16,455	33,982.73	4,50,437.73
1960-61	Rs. One crore loan from Govt. of 27-11-1956	...	1,04,000.48	1,04,000.48
	Total ...	62,46,825	3,57,205.13	66,04,030.13
	Less—repaid during the year in respect of Rs. One crore Loan of 27-11-1956		...	4,33,186.10
	Balance on 31-3-1961			61,70,844.03

Statement showing the amounts of the Receipts and Expenditure respectively credited to the credit of the Fund at the close of the

	Details.		Total.	
	Rs.	nP.	Rs.	nP.
RECEIPTS—A.—REVENUE ACCOUNT.				
	A.—General Tax	5,33,13,143	70	
	B.—Town Duties	1,23,22,740	17	
	C.—Other Receipts			
1. General Tax, indirect	(a) Grant-in-aid of the fees for Land Conveyance, Music etc., Licences	28,524	29	
Taxation and Miscellaneous Revenue.	(b) Grant-in-aid in respect of fines for offences against the Law			
	(c) Interest and Profit on Investment of Surplus Loan and other balances	28,89,962	18	
	(d) Interest on Plant and Machinery Depreciation Fund	99,319	42	
	(e) Miscellaneous	9,26,964	86	
	(f) Receipts on account of Municipal Journal	13,529	49	
	(g) Receipts from M.G.M.O. Swimming Pool	1,61,696	40	
	D.—Receipts on account of proportionate charges of collection of Education cess			
				6,97,55,880 51
2. Water Works—Water Tax and other Miscellaneous Water Works Revenue	A.—Water Tax	3,56,85,344	37	
	B.—Other Receipts	8,51,822	35	
				3,65,37,166 72
3. Education—Primary				
4. Museums and Libraries				17,603 39
5. Public Health Department				3,43,409 60
6. Medical Relief and Education				8,15,441 11
7. Street Cleansing and Conservancy, Road Watering and Halalkhore Service—	A.—Halalkhore Tax	1,05,68,871	65	
	B.—Other Receipts	9,75,374	69	
	C.—Tax on dogs	44,053	75	
				1,15,88,300 09
8. Roads, S. W. Drains and public Lighting—	A.—Wheel Tax	57,07,614	68	
	B.—Contribution from Government in lieu of Tolls	25,000	00	
	C.—Other Receipts			
	(a) Ground Rent	41,293	89	
	(b) Miscellaneous	5,67,776	23	
	(c) Interest realised on Donations	1,704	14	
				63,43,388 94
9. Mechanical				1,33,932 43
10. Buildings, Land Acquisition and Management—	A.—Sale Proceeds of Surplus Land	2,58,174	80	
	B.—Other Receipts			
	(a) Rent of Buildings	4,41,837	41	
	(b) Ground Rent	3,74,489	36	
	(c) Miscellaneous	9,71,258	26	
				20,45,759 83
11. Fire Brigade—	A.—Fire Tax	20,56,095	20	
	B.—Other Receipts	50,238	98	
				21,06,334 18
12. Licensing, Removal of Encroachments on Public Streets, Administration of Shops & Establishment Act., 1948 and Theatre Tax	A.—Licences for Dangerous and Offensive Trades	12,78,308	05	
	B.—Removal of Encroachments on Public Streets	7,83,904	51	
	C.—Receipts from administration of Shops & Establishment Act.	1,83,905	38	
	D.—Miscellaneous	5,71,005	30	
	E.—Receipts from Theatre Tax	6,80,527	82	
				34,97,651 06
13. Gardens and Open Spaces				1,86,429 92
14. Markets and Slaughter Houses				57,57,287 51
15. Contribution from Capital Funds to Revenue on account of Loan Works Staff				8,51,839 53
16. Extraordinary Receipts				1,79,126 11
17. Rebate from Government on account of collection of the Urban Immovable Property Tax in the City				2,49,971 51
18. Transfers from the B. E. S. & T. Fund				19,33,325 47
	Total Revenue Receipts Rs.			14,23,42,847 91

	Details.		Total.	
	Rs.	nP.	Rs.	nP.
RECEIPTS—D.—IMPROVEMENT SCHEMES ACCOUNT—				
General Account Revenue—				
I.—Rents and other proceeds of Properties	78,18,839	33		
II.—Contribution from the Municipal Corporation under section 125 (2)(d) of the Municipal Act.	47,27,646	93		
III.—Grant-in-aid for meeting deficit in General Account	5,10,978	00		
IV.—Interest and Profit on Investments	1,38,763	33		
V.—Miscellaneous Receipts	54,886	24		
VI.—Appropriation from Capital A/c. to meet deficit in Gen. A/c.	2,166	53		
Total Rs.			1,32,53,285	33
Capital Account—				
I.—Sale proceeds of Lands, Buildings, etc.	8,39,509	44		
II.—Transfer of Revenue Surplus to Capital Account	70,00,000	00		
Loan for 1960-61				
Total—Capital Account Receipts Rs.			78,39,509	44
Total—D.—Improvement Schemes			2,10,92,794	77
RECEIPTS—E.—IMPROVEMENT SCHEMES ACCOUNT—SLUM CLEARANCE (CITY)—				
General Account Revenue—				
I.—Rents and other proceeds of Properties	3,34,864	01		
II.—Grant-in-aid for meeting deficit				
III.—Interest and Profit on Investment	53,881	57		
IV.—Miscellaneous Receipts	300	00		
V.—Appropriation from Capital Account to meet deficit in General Account	2,66,807	38		
			6,55,852	96
Capital Account—				
I.—Sale proceeds of Lands and Buildings				
II.—Loans from Government	12,74,000	00		
II.—Loans raised in 1960-61				
Transfer of Revenue Surplus A/C from General Account				
Grant-in-aid from Government	12,52,800	00		
Total—Capital Account Receipts			25,26,800	00
Total, E.—Improvement Schemes Slum Clearance (City)			31,82,652	96
RECEIPTS—F.—IMPROVEMENT SCHEMES ACCOUNT—SLUM CLEARANCE (SUBS.)				
General Account Revenue—				
I.—Rents and other proceeds of properties	7,80,500	00		
II.—Contribution from Municipal Corporation (Suburbs)	79,534	35		
III.—Interest and Profits on Investments				
IV.—Miscellaneous Receipts				
V.—Transfer of Revenue Surplus to Capital Account	Dr. 8,60,034	35		
Capital Account—				
I.—Receipts				
II.—New Loans in 1960-61				
Transfer of Revenue Surplus	8,60,034	35		
Grant in aid from Government	1,29,600	00		
Loan from Government	5,84,000	00		
Total—Capital Account Receipts			15,73,634	35
Total, F.—Improvement Schemes Account—Slum Clearance (Subs.)			15,73,634	35
EXPENDITURE A.—REVENUE ACCOUNT.				
I.—General Supervision, Collection of Revenue, etc.—				
A.—General Superintendence	34,80,481	11		
B.—Collection of Revenue	22,25,916	46		
C.—Upkeep and guarding of Municipal Head Office	2,25,276	13		
D.—General Stores	3,20,450	82		
E.—Miscellaneous Charges	6,89,331	10		
F.—Election Expenses	13,37,584	53		
H.—Provident Fund, Pension etc. charges	7,74,082	17		
I.—Debt Charges	4,86,506	35		
Deduct—Proportion of General Superintendence chargeable to Water Works, Fire Brigade Markets, and Improvement Schemes Account and Education Fund account	30,64,351	01		
			64,75,276	66
II.—Water Works—				
A.—Maintenance	50,59,310	10		
B.—Income Tax on income derived by the Municipality for supply of water to areas out of Municipal Jurisdiction	21,422	00		
C.—Provident Fund and Pensions, etc., Charges	3,23,011	59		
D.—Proportion of General Supervision and Collection of Revenue, etc.	12,74,237	45		
F.—Debt Charges	2,20,59,334	38		
G.—Provision for Equalisation of Debt—Charges	12,49,365	00		
			2,99,86,680	52
III.—Education—Primary				
IV.—Museums and Libraries—				
A.—Victoria & Albert Museum	1,31,380	42		
B.—Municipal Free Reading rooms & Libraries	80,671	60		
C.—Provident Fund, Pensions etc. Charges	7,046	71		
D.—Debt charges	1,175	73		
			2,20,274	46
V.—Public Health Department				
A.—General Superintendence	33,05,820	32		
B.—Supply of milk to the undernourished needy children attending Municipal Schools	8,32,148	98		
C.—Provident Fund, Pension etc. charges	3,10,024	98		
E.—Census	57,789	81		
F.—Debt Charges	7,97,037	62		
			53,02,821	71
Expenditure A—Revenue Carried over			4,19,85,053	35

No. 15—Continued.

	Details.		Total.	
	Rs.	nP.	Rs.	nP.
B/o.			4,19,85,053	35
VI.—Medical Relief and Education—				
A.—Hospitals and Maternity Homes—	1,47,75,900	51		
B.—Dispensaries	6,88,888	15		
C.—Medical and Nursing Assistance to poor people in their houses	950	41		
D.—Family planning clinics	30,470	87		
E.—Medical Education	20,29,296	15		
F.—Statutory Contribution to Government Medical Institutions	4,14,500	04		
G.—Clinic for treatment of Leprosy cases	78,852	02		
I.—Providing a convalescent home of 120 Beds with Equipments, Staff quarters near K. E. M. Hospital	1,545	87		
I.—Debt Charges	22,30,596	43		
J.—Construction of full fledged Buildings at M. G. H. Sion	7,35,758	37		
L.—Grant-in-aid to Public Institutions	10,79,579	39		
K.—Provident Fund, Pension etc. charges	4,01,210	96		
			2,24,67,549	17
VII.—Street Cleansing and Conservancy, Road Watering and Halalkhore Service—				
A.—Street Cleansing and Conservancy	14,33,869	38		
B.—Collection, Loading Removal and disposal of Town Refuse	1,24,67,035	88		
C.—Road Watering				
D.—Halalkhore Service	62,16,710	05		
F.—Provident Fund Pension etc. Charges	8,98,837	70		
G.—Debt Charges	34,97,799	89		
			2,45,14,252	90
VIII.—Roads S. W. Drains and Public Lighting—				
A.—General	4,31,083	06		
B.—Maintenance of Roads	40,35,760	91		
C.—Public Lighting	26,56,203	20		
D.—Maintenance of S. W. Drains	1,22,203	91		
E.—Rebate on Account of the compounded wheel-tax,	25,684	00		
F.—Provident Fund Pension etc. Charges	1,86,149	79		
H.—Debt Charges	26,93,700	65		
Treating with 3" of asphaltic concrete, Surfaces of Different Roads in the City	16,758	97		
Expenditure other than Establishment in connection with recognition Schemes	13,958	86		
I.—Proportionate Cost of Collection of Wheel Tax	90,394	92		
			1,02,71,898	27
IX.—Mechanical—				
A.—Mechanical Engineer's Office Estt.	4,52,083	78		
B.—Provident Fund Pension ect. Charges	37,559	94		
C.—Debt Charges	72,848	81		
			5,62,492	53
X.—Buildings, Land Acquisition and Management—				
A.—City Engineer's Central Office Establishment	4,49,145	81		
B.—Inspection and Supervision of Private Buildings	6,83,620	47		
C.—Removal of stall-boards in the City	4,973	20		
D.—Architectural	1,78,730	54		
E.—Land Acquisition and Management	3,34,577	48		
F.—Inspection and Supervision of Factories, Workshops and Work Places	60,868	21		
Debt Charges	13,30,583	86		
J.—Provident Fund, Pension etc charges	2,31,535	44		
Deduct—Supervision Chargeable to Improvement Schemes Account	87,949	75		
			31,86,085	26
XI.—Fire Brigade—				
A.—Maintenance	13,51,645	38		
B.—Provident Fund, Pensions, etc., Charges	2,05,458	64		
C.—Proportion of General Supervision and Collection of Revenue	97,390	28		
E.—Debt Charges	2,50,542	30		
			19,05,046	60
XII.—Licensing, Removal of Encroachments on Public Streets and Administration of Shops and Establishment Act, 1948 and Theatre Tax—				
A.—Licensing Establishment	3,53,455	93		
B.—Removal of encroachments on Public Streets	2,35,516	39		
C.—Administration of Shops and Establishment Act, 1948	2,40,992	40		
D.—Administration of Theatre Tax	13,650	88		
F.—Provident Fund, Pension etc. charges	1,11,741	03		
G.—Debt Charges	5,810	04		
			9,61,166	67
XIII.—Gardens and Open Spaces—				
A.—Gardens	9,18,196	15		
B.—New Gardens, Recreation Grounds etc.	14,402	30		
C.—Road side Trees	73,682	05		
D.—Open Air Theatre at Victoria Garden	6,365	05		
E.—Provident Fund Pension etc. charges,	43,413	94		
G.—Debt Charges	4,60,097	82		
			15,16,157	31
XIV.—Markets and Slaughter Houses—				
A.—Markets and Slaughter Houses & Refrigerator at A. C. Market	18,36,010	00		
B.—Provident Fund and Pension, etc., charges	83,639	49		
C.—Proportion of General Supervision	1,33,367	78		
F.—Debt Charges	1,87,854	62		
			22,40,871	89
XV.—Contribution to—				
(a) Budget 'B' under Section 125(2)(d) of the Bombay Municipal Corporation Act	47,27,646	90		
(b) Budget 'D' under Section 123(B)(2) of the Bombay Municipal Corporation Act	14,65,941	00		
(c) Budget 'E' under Section 126(C) of the Bombay Municipal Corporation Act	1,18,18,468	43		
(cc) Special Contribution to Budget 'E' under Section 126(C-1) of the B.M.C. Act	4,27,000	00		
(d) Budget 'F' under Sec. 123(B)(2) of the B.M.C. Act	6,89,854	00		
(e) Fines Fund	86,886	34		
			1,92,15,796	67
Total Expenditure—A—Revenue account Rs.			12,88,26,370	62

	Details.	Total.
	Rs. nP.	Rs. nP.
EXPENDITURE B—CAPITAL ACCOUNT		
I.—General Supervision, Collection of Revenue, etc.	2,51,312.08	
II.—Water Works, ordinary	55,03,565.59	
II.—Augmenting City's Water Supply	31,20,392.72	
V.—Public Health Department	2,28,449.26	
VI.—Medical Relief and Education	39,04,276.70	
VII.—Street Cleansing, Conservancy, Road Watering and Halalkhore Service	34,89,955.33	
VIII.—Roads, S. W. Drains and Public Lighting	42,42,898.48	
IX.—Mechanical	20,468.49	
X.—Buildings, Land Acquisition and Management	39,51,685.76	
XI.—Fire Brigade	1,97,087.01	
XIII.—Gardens and open spaces	57,122.54	
XIV.—Markets and Slaughter Houses	3,39,923.98	
XV.—Slum Service	1,72,619.49	
XVII.—Greater Bombay	77.03	
XVIII.—Industrial Estate	49.61	
Discount and other charges on the new Loans	
Plant and Machinery to be purchased out of Net Premia Fund	Cr. 1,36,692.61	
Plant and Machinery to be purchased out of Municipal Fire and Accident Ins. Fund	1,15,932.25	
Plant and Machinery to be purchased out of K. E. M. Hospital Equipment Fund	Cr. 4,878.36	
Plant and Machinery to be purchased out of K. E. M. Hospital Research Fund	Cr. 35,226.15	
Plant and Machinery to be purchased out of Land (Reclamation and Acquisition) Fund	2,11,697.86	
Plant and Machinery to be purchased out of Pre-cast Concrete Slabs Pavement Renewal Fund	
Plant and Machinery to be purchased out of Plant and Machinery Depreciation Fund	Cr. 1,33,417.90	
Plant and Machinery to be purchased out of Hospital Fund	95,397.01	
Plant and Machinery to be purchased out of Slum Service Fund	
Assets written off... ..	12,32,979.15	
Recoupment of Advance for Purchase of Capital Stores Account Stock during 59-60	53,01,002.73	
		3,21,27,678.05
Trust Fund—		
Expenditure		39,088.17
Total B—Capital Expenditure Rs.		3,21,66,766.22

EXPENDITURE—C.—SUSPENSE ACCOUNTS—	Details.		Total.	
	Rs.	nP.	Rs.	nP.
I.—Sinking and Special Fund Accounts—				
(1) Sinking Fund Account—Municipal	20,39,246	92		
(2) Special Fund Accounts	45,05,293	75		
(3) Improvement Schemes Fund Accounts—				
(a) Sinking Fund Account	16,447	35		
(b) Investment Reserve Fund Account	1,610	90		
Sinking fund A/C Slum Clearance City	115	85		
Amenities Fund Account	291	94		
Rent Equalisation Fund	909	80		
II.—Paper and Cash Accounts—				
(1) Sinking Fund	1,72,79,645	24		
(2) Special Funds	1,66,12,755	66		
(3) Surplus Fund	4,22,60,556	88		
(4) Loan Fund	1,70,00,000	00		
(5) Improvement Schemes Funds—				
(a) Sinking Fund	38,06,668	74		
(b) Capital Fund	82,34,416	58		
(c) Investment Reserve Fund	1,33,985	86		
(6) Improvement Schemes A/C (Slum Clearance) City				
(a) Sinking Fund	1,74,779	00		
(b) Capital Fund	28,876	52		
(6) Improvement Schemes A/C (Slum Clearance) Subs.				
(a) Sinking Fund	1,50,104	15		
(b) Capital Fund	6,869	06		
Amenities Fund	18,629	46		
Rent Equalisation Fund	9,11,92,133	51		
State Bank of India and other Local Banks on account of Sundry Deposits				
III.—Suspense Accounts—				
Deposit Account	7,81,65,457	83		
Reserve Stores Accounts	1,06,56,891	85		
Reserve Stores Account Stock—Fors Road Depot	3,23,012	18		
Capital Stores Accounts...	3,22,28,056	97		
Capital Store Account Stock—Fors Road Depot	28,310	61		
Purchase of Petrol, and Diesel Oil	6,41,852	89		
Purchase of Coal				
Advances Departmental Works	18,48,266	40		
Advances Municipal Workshop	6,99,237	54		
Municipal foundry	83,297	81		
Worli Crushers	4,10,638	40		
Sewri Crushers	3,90,955	39		
Mechanical Transport	2,56,665	49		
Asphalt Plant	11,73,340	98		
Pre Cast Concrete Slabs	3,055	43		
Servicing of Vehicles and Recharging of Batteries	36,890	92		
Municipal Printing Press	13,88,298	86		
Advances Private Works	8,22,677	82		
Advances Special Funds	17,01,933	48		
Municipal Contractors	9,012	26		
Municipal Tenders	19,708	81		
Sundry Advances	85,23,324	18		
Advance for demolition of unauthorised Structures and for Removal of unsafe Buildings in the City	37,765	03		
Repayment of Loans Municipal	64,56,542	36		
Do. (Impts. Schemes)	8,96,751	66		
Advances to Municipal Officers	35,350	00		
Provident Fund	1,48,26,499	36		
Welfare Fund	325	00		
Fines Fund	1,986	43		
Fidelity Guarantee Insurance Fund	13,697	98		
Bombay Municipal Corporation Loans Interest Warrants payable Account	88,98,114	89		
City of Bombay Improvement Trust Loans Interest Warrants Payable Account	14,55,128	67		
Dishonoured Cheques	36,86,848	36		
Cash Bills outstanding Account	1,03,397	83		
Cheques payable	27,84,80,728	88		
Wages Deposit Account	53,42,996	65		
Interest on B.I.T. Loans payable account	120	00		
Interest accrued but not paid	17,970	00		
Advance for manufacture of concrete Covers				
Debt Charges Equalisation Fund	4,33,186	10		
Interest Receivable Account	5,000	00		
Security Deposit	35,000	00		
Security Deposit in G. P. Notes with Central Rly.	3,00,000	00		
Reinstatement of Trenches	13,63,955	89		
Total Expenditure—Suspense Accounts			66,52,65,588	36

SUMMARY.

Receipts.			Disbursements.	
Rs.	nP.		Rs.	nP.
2,26,01,584	93	Balance on 1st April 1960		
14,23,42,847	91	A.—Revenue Account	12,88,26,370	62
3,26,18,346	98	B.—Capital Account	3,21,66,766	22
65,39,33,687	48	C.—Suspense Account	66,52,65,588	36
10,92,794	77	D.—Improvement Schemes Account	1,95,42,499	65
31,82,652	96	E.— Do. Slum Clearance (City)	43,94,008	20
15,73,634	35	F.— Do. do. (Suburbs)	14,23,530	20
85,47,43,964	45			
			Total Rs.	85,16,18,763
			* Balance on 29th March 1961	2,57,26,786
7,73,45,549	38	Total.	Total Rs.	87,73,45,549

No. 15—Concluded.

		Details.		Total.	
		Rs.	nP.	Rs.	nP.
EXPENDITURE—D.—IMPROVEMENT SCHEMES ACCOUNT					
General Account Expenditure—					
A.—Maintenance of Properties and Streets	...	55,72,476	02		
B.—Cost of Management and Establishment	...	17,38,545	30		
C.—Proportionate charges on account of Municipal Supervision	...	5,42,105	39		
		78,53,126	71		
Deduct—					
Proportionate share of cost of Management and Establishment chargeable to					
	(a) General Account	17,47,970	77		
Do.	(b) Capital Account	5,32,679	92		
				55,72,476	02
D.—Debt Charges	...			76,80,809	31
	Total			1,32,53,285	33
Capital Account—					
Improvement and Street Schemes, etc.	...			58,06,792	14
Proportionate share of cost of Management and Establishment chargeable to General account	...			4,80,255	65
Transfer of Revenue Deficit to Capital Account	...			2,166	53
	Total			62,89,214	32
	Total—General and Capital Account Expenditure			1,95,42,499	65
EXPENDITURE—E.—IMPROVEMENT SCHEMES ACCOUNT—SLUM CLEARANCE—CITY—					
General Account Expenditure—					
A.—Maintenance of Properties and Streets	...	1,35,878	94		
B.—Cost of Management and Establishment	...				
C.—Proportionate Charges on account of Municipal Supervision	...				
Deduct—					
Proportionate Share chargeable to General Account, (z) Maintenance of Properties	...	1,35,878	94		
Do.	do. do. do. to Capital Account				
D.—Debt Charges	...			1,36,878	94
	Total			5,18,974	02
	Total			6,55,852	96
Capital Account—					
Expenditure	...			34,71,347	86
Proportionate share of cost of Management and Establishment chargeable to Capital Account	...			2,66,807	38
Transfer of Revenue Deficit from General Account (under Slum Clearance)	...				
	Total			37,38,155	24
	Total, E.—Improvement Schemes Account—Slum Clearance (City)			43,94,008	20
EXPENDITURE—F.—IMPROVEMENT SCHEMES ACCOUNT—SLUM CLEARANCE—(SUBURBS)—					
General Account Expenditure—					
A.—Maintenance of Properties and Streets	...				
B.—Cost of Management and Establishment	...				
C.—Proportionate charges on account of Municipal Supervision	...				
Deduct—					
Proportion chargeable to General Account	...				
Do.	Capital Account				
D.—Debt Charges	...				
	Total				
Capital Account—					
Expenditure	...			14,23,530	20
Transfer of Revenue Deficit to Capital A/C.	...				
	Total			14,23,530	20
	Total, F.—Improvement Schemes Account—Slum Clearance—(Suburbs)			14,23,530	20
Bank's reconciliation —					
* Balance as per Bank's Pass Book	...			1,26,83,128	06
Add—					
Revenue sent to the Bank on 29th March 1960 but acknowledged on 1st April 1961	...			73,66,818	06
				2,00,49,946	12
Less—					
Uncashed Cheques	...			25,85,225	61
Balance in Bank as per Day Book (Column No. 10)	...			1,74,64,720	51
Balance in Office in Government Promissory Notes, etc.	...	7,24,060	00		
Balance in Office in Cash	...	75,38,005	62	82,62,065	62
				2,57,26,786	13

Appendix No. 16.

Comparison of Face, Purchase and Market Values as on 31st March 1961 of the different Securities held in the following Special Funds.

Particulars of Securities.	Face Value.	Purchase rate per cent.	Actual cost at purchase rate.	Market rate per cent.	Value at Market rate.
	Rs.	Rs.	Rs.	Rs.	Rs.
Municipal Fire and Accident Insurance Fund—					
4½% B. M. Debentures	100	Par	100.00	Par	100.00
4 per cent. Loan 1980	7,000	99.90	6,993.00	99.90	6,993.00
3 per cent. Conversion Loan 1946	1,600	100.94	7,500.25	73.85	5,538.75
	5,900.00	99.75			
4 per cent. B. I. T. (B. M. Debentures 15-2-1960)	1,200	Par	1,200.00	Par	1,200.00
3½ per cent. Bombay Municipal Debentures	12,900	Par	12,900.00	Par	12,900.00
3½ per cent. Bombay Municipal Debentures	2,41,500	Par	2,41,500.00	Par	2,41,500.00
3½ per cent. Bombay Municipal Debentures (1977)	7,100	85.50	6,070.50	Par	7,100.00
3½ per cent. Bombay Municipal Debentures	200	84.00	168.00	Par	200.00
	61,400	Par	61,400.00	Par	61,400.00
3 per cent. Bombay Municipal Debentures	37,500	Par	37,500.00	Par	37,500.00
4 per cent. Bombay Improvement Trust Debentures	47,400	Par	47,400.00	Par	47,400.00
	10,000	89.00	8,900.00	Par	10,000.00
	7,200	88.00	6,336.00	Par	7,200.00
	23,500	84.50	19,857.50	Par	23,500.00
	9,700	84.25	8,172.25	Par	9,700.00
4 per cent. Calcutta Port Trust Debentures	4,500	97.75	4,398.75	97.75	4,398.75
	4,78,700	...	4,70,396.25	...	4,76,630.50
Net Premia Fund—					
3 per cent. Government Promissory Notes	900	48.00	432.00	71.90	647.10
3 per cent. Conversion Loan 1946	8,27,600	100.94	8,35,358.75	73.85	8,17,962.60
	2,80,000	101.00	2,82,800.00		
3½ per cent. Bombay Municipal Debentures	3,94,400	Par	3,94,400.00	Par	3,94,400.00
3 per cent. Bombay Municipal Debentures	1,28,800	Par	1,28,800.00	Par	1,28,800.00
	1,631,700	...	16,41,790.75	...	13,41,809.70
Provident Fund—					
4 per cent. Government Loan 1980	89,800	99.90	89,710.20	99.90	89,710.20
2½ per cent. Government Loan 1976	11,40,200	82.06	9,35,676.62	83.50	9,52,067.00
National Savings Certificates	9,50,000	Par	9,50,000.00	Par	9,50,000.00
12 Year National Savings Certificates 29-3-1961	5,00,000	Par	5,00,000.00	Par	5,00,000.00
4½ per cent. Bombay State Development Loan 1969	6,71,200	99.75	6,69,522.00	101.25	6,79,590.00
4 per cent. Madras Loan 1968	4,00,000	98.00	3,92,000.00	98.60	
	1,08,200	97.97	1,06,002.19	...	5,75,035.20
	75,000	97.94	73,453.12	...	
4 per cent. Bombay State Development Loan 1964	25,00,000	100.44	25,10,937.50	99.75	24,93,750.00
4 " Do. do. 1967	3,66,700	Par	3,66,700.00	99.60	3,65,233.20
4 " Bihar do. 1968	5,00,000	98.97	4,94,843.75	98.30	4,91,500.00
4 per cent. Madras Loan 1967	15,00,000	99.94	14,99,062.50	98.60	
	5,00,000	99.62	4,98,125.00	...	19,72,000.00
4 per cent. Mysore State Development Loan 1967	5,00,000	99.50	4,97,500.00	98.45	4,92,250.00
4 per cent. Andhra Loan 1968	5,00,000	95.75	4,78,750.00	98.45	4,92,250.00
4 per cent. Bombay State Development Loan 1971	7,53,800	Par	7,53,800.00	98.75	7,44,377.50
4 per cent. Punjab Loan 1971	22,300	99.68	22,228.64	97.25	21,685.75
4 per cent. Madhya Pradesh State Development Loan 1971	1,56,600	99.00	1,55,034.00	97.75	1,53,076.50
4 per cent. Andhra Loan 1967	5,00,000	99.65	4,98,281.25	98.45	7,87,600.00
	3,00,000	99.59	2,98,781.25		
4½ per cent. Bombay Municipal Debentures Budget A	71,40,700	98.75	70,51,441.25	Par	71,40,700.00
4½ Do. do. Budget B	6,32,700	98.75	6,24,791.25	Par	6,32,700.00
4½ Do. do. 1959	38,52,800	99.25	38,23,904.00	Par	38,52,800.00
4½ Do. do. 1958	25,53,100	99.25	25,33,951.75	Par	25,53,100.00
4½ Do. do. Budget F	6,28,100	Par	6,28,100.00	Par	6,28,100.00
4½ Do. do.	62,000	98.75	61,225.00	Par	62,000.00
4½ Do. do. 1961	67,50,500	Par	67,50,500.00	Par	67,50,500.00
4 Do. do. Slum	25,00,000	Par	25,00,000.00	Par	25,00,000.00
4 Do. do. Slum	41,48,400	99.50	41,27,658.00	Par	41,48,400.00
4 Do. do. Slum	7,35,500	Par	7,35,500.00	Par	7,35,500.00
4 Do. do.	15,55,000	99.50	15,47,225.00	Par	15,55,000.00
4 Do. do. Budget B	18,500	Par	18,500.00	Par	18,500.00
4 Do. do. Slum	2,22,16,300	Par	2,22,16,300.00	Par	2,22,16,300.00
4 Do. do.	2,29,700	99.25	2,27,977.25	Par	2,29,700.00
4 per cent. Bombay Municipal Debentures Rs. 30 lakhs	26,50,200	99.50	26,36,949.00	Par	26,50,200.00
4 Do. do. (Loan) Budget B	19,07,000	Par	19,07,000.00	Par	19,07,000.00
3½ Do. do.	25,79,700	Par	25,79,700.00	Par	25,79,700.00
3½ Do. do.	50,90,300	Par	50,90,300.00	Par	50,90,300.00
3½ Do. do.	3,000	86.87	2,606.25	Par	3,000.00
	1,60,000	86.75	1,38,800.00	Par	1,60,000.00
	11,89,900	99.50	11,83,950.50	Par	11,89,900.00
	1,11,000	86.87	96,431.25	Par	1,11,000.00
	5,500	86.75	4,771.25	Par	5,500.00
	1,00,000	86.50	86,500.00	Par	1,00,000.00
	7,400	85.50	6,327.00	Par	7,400.00
	13,200	84.00	11,088.00	Par	13,200.00
6 per cent. Bombay Improvement Trust Debentures	86,400	Par	86,400.00	Par	86,400.00
Do. do.	1,91,000	Diff. rate.	1,92,531.25	Par	1,91,000.00
4½ per cent. Kerala Financial Corporation Bonds 1968	2,00,000	98.50	1,97,000.00	100.00	2,00,000.00
4½ per cent. Bombay Improvement Trust Debentures	25,600	Par	25,600.00	Par	25,600.00
4½ per cent. Nagpur Corporation Loan 1970	2,00,000	99.00	1,98,000.00	99.00	1,98,000.00
4½ per cent. Bombay State Financial Corporation Bonds 1967	10,00,000	98.50	9,85,000.00	100.00	10,00,000.00
4½ per cent. Bihar State Financial Corporation Bonds 1968	12,900	101.20	13,054.80		
	15,96,300	101.06	16,13,220.78	100.00	18,09,200.00
	2,00,000	98.00	1,96,000.00		
4½ per cent. Ahmedabad Municipal Debentures 1968	5,25,000	100.25	5,26,312.50	99.00	5,19,750.00
Brought over	8,29,11,500		8,24,15,024.10		8,26,30,576.35

Appendix No. 16—(Cont'd).

Comparison of Face, Purchase and Market Values as on 31st March 1961 of the different Securities held in the following Special Funds.

Particulars of Securities.	Face Value.	Purchase rate per cent.	Actual cost at purchase rate.	Market rate per cent.	Value at Market rate.
	Rs.	Rs.	Rs.	Rs.	Rs.
Provident Fund—(Cont.) Brought over ...	8,29,11,500		8,24,15,024.10		8,26,30,576.35
4½ per cent. Bombay State Co-op. L.M.B. Debentures 1969 ...	3,00,000	100.25	3,00,750.00	99.50	2,98,500.00
4½ per cent. Madras Co-op. Central L.M.B. Debentures 1974 ...	10,50,000	97.75	10,26,375.00	...	10,44,750.00
4½ per cent. Andhra Co-op. Central L.M.B. Debentures 1970-75 ...	7,00,000	99.62	6,97,375.00	98.50	6,89,500.00
4½ per cent. Saurashtra Electric Board Loan 1966 ...	5,00,000	Par	5,00,000.00	99.00	4,95,000.00
4½ per cent. Mysore Co op. Central L.M.B. Debentures 1980... ..	3,00,000	Par	3,00,000.00	99.00	2,97,000.00
4 per cent. Bombay Improvement Trust Debentures ...	15,00,000	Par	15,00,000.00	99.00	14,85,000.00
	9,85,500	92.75	9,14,051.25	Par	9,85,500.00
	1,81,300	Diff. rate.	1,40,693.00	Par	1,81,300.00
	46,500	Par	46,500.00	Par	46,500.00
	16,700	84.50	14,111.50	Par	16,700.00
	3,80,300	84.25	3,20,402.75	Par	3,80,300.00
4 per cent. Calcutta Port Trust Debentures ...	9,800	97.75	9,579.50	97.75	9,579.50
3½ per cent. U. P. E. E. Bonds ...	2,91,300	99.00	2,88,387.00	88.50	2,57,800.50
2½ per cent. U. P. Z. A. C. Bonds ...	29,60,000	48.75	14,62,500.00	48.50	14,35,600.00
	9,21,32,900	...	8,99,35,749.10		9,02,53,606.35
Plant and Machinery Depreciation Fund—					
3 per cent. Conversion Loan 1946 ...	68,600	101.00	69,286.00	73.85	50,661.10
4 per cent. Bombay Municipal Debentures ...	3,66,600	99.25	3,63,850.50	Par	3,66,600.00
Do. do. (Rs. 30 lakhs Loan) ...	57,600	99.50	57,312.00	Par	57,600.00
3½ Do. do. ...	4,50,600	Par	4,50,600.00	Par	4,50,600.00
3½ Do. do. ...	5,600	Par	5,600.00	Par	5,600.00
3 Do. do. ...	41,900	Par	...	Par	41,900.00
	26,200	Par	4,12,300.00	Par	26,200.00
	3,44,200	Par	...	Par	3,44,200.00
4 per cent. Bombay Improvement Trust Debentures ...	2,04,000	Par	2,04,000.00	Par	2,04,000.00
	1,300	92.75	1,205.75	Par	1,300.00
	2,200	84.25	1,853.50	Par	2,200.00
	52,400	Par	52,400.00	Par	52,400.00
4 per cent. Calcutta Port Trust Debentures ...	28,800	97.75	28,152.00	97.75	28,152.00
	16,50,000	...	16,46,559.75	...	16,31,413.10
Hospital Fund—					
3½ per cent. Bombay Municipal Debentures ...	1,19,600	Par	1,19,600.00	Par	1,19,600.00
	1,19,600	Par	1,19,600.00	Par	1,19,600.00
K. E. M. Hospital and G. S. M. College Equipment Fund—					
3 per cent. Conversion Loan ...	19,500	101.00	19,695.00	73.85	30,352.25
4 per cent. Bombay Municipal Debentures ...	21,600	Par	21,600.00	Par	21,600.00
3½ Do. do. ...	9,500	99.25	9,428.75	Par	9,500.00
3 Do. do. ...	9,500	Par	9,500.00	Par	9,500.00
	33,000	Par	33,000.00	Par	33,000.00
	93,100	...	93,223.75	...	82,352.25
K. E. M. Hospital and G. S. M. College Research Fund.					
3 per cent. Conversion Loan 1946 ...	600	Par	600.00	73.85	443.10
3½ per cent. Bombay Municipal Debentures ...	21,800	Par	21,800.00	Par	21,800.00
3 Do. do. ...	9,000	Par	9,000.00	Par	9,000.00
	31,400	...	31,400.00	...	31,243.10
Fidelity Guarantee Insurance Fund—					
3 per cent. Conversion Loan 1946 ...	300	Par	300.00	73.85	443.10
	300	100.94	302.82
3½ per cent. Bombay Municipal Debentures ...	4,800	Par	4,800.00	Par	4,800.00
3 Do. do. ...	600	Par	600.00	Par	600.00
4 per cent. Bombay Improvement Trust Debentures ...	2,600	Par	2,600.00	Par	2,600.00
	8,600	...	8,602.82	...	8,443.10
Welfare Fund—					
3 per cent. Conversion Loan 1946 ...	100	100.94	100.94	73.85	1,181.60
	1,500	Par	1,500.00	Par	1,500.00
3½ per cent. Bombay Municipal Debentures ...	3,800	Par	3,800.00	Par	3,800.00
3 Do. do. ...	35,600	Par	35,600.00	Par	35,600.00
	41,000	...	41,000.94	...	40,581.60
Land R. and A. Fund—					
4 per cent. Loan 1980 ...	20,600	99.90	20,579.40	99.90	20,579.40
3 per cent. Conversion Loan 1946 ...	4,900	Par	4,900.00	73.85	3,618.65
3½ per cent. Bombay Municipal Debentures ...	2,63,700	Par	2,63,700.00	Par	2,63,700.00
3½ Do. do. ...	9,500	99.50	9,452.50	Par	9,500.00
3 Do. do. ...	9,900	85.50	8,464.50	Par	9,900.00
	700	Par	700.00	Par	700.00
4½ per cent. Bihar State Financial Corporation Bonds 1968 ...	300	101.20	303.60	100.00	300.00
4 per cent. Calcutta Port Trust Debentures ...	3,600	97.75	3,519.00	97.75	3,519.00
4 per cent. Bombay Improvement Trust Debentures ...	1,100	84.50	929.50	Par	1,100.00
	3,14,300	...	3,12,548.50	...	3,12,917.05

Appendix 16—(Concl'd.)

Comparison of Face, Purchase and Market Values as on 31st Mgrch 1961 of the different Securities held in the following Special Funds.

Particulars of Securities.	Face alue.	Purchase rate per cent.	Actual cost at purchase rate.	Market rate per cent.	Value at Market rate.
	Rs.	Rs.	Rs.	Rs.	Rs.
Investment Reserve Fund—					
3 per cent. Conversion Loan 1986 ...	18,600	99.75	18,553.50	} 73.85	32,272.45
	600	99.75	598.50		
	24,500	100.94	24,729.66		
4½ per cent. Bombay Municipal Loan 1960-61 Budget B ...	600	Par	600.00	Par	600.00
4 per cent. Bombay Municipal Debentures ...	700	Par	700.00	Par	700.00
3½ Do. do. ...	5,000	Par	5,000.00	Par	5,000.00
3½ Do. do. ...	7,400	Par	7,400.00	Par	7,400.00
3 Do. do. ...	31,300	Par	31,300.00	Par	31,300.00
	88,700	...	88,881.66	...	77,272.45
Amenities Fund—					
3 per cent. Conversion Loan 1946 ...	500	99.75	498.75	} 73.85	39,731.30
	51,700	100.94	52,184.69		
	900	Par	900.00		
	700	101.00	707.00	Par	800.00
4½ per cent. Bombay Municipal Loan 1960-61 ...	800	Par	800.00	Par	800.00
3½ per cent. Bombay Municipal Debentures ...	1,600	Par	1,600.00	Par	1,600.00
3 Do. do. ...	1,000	Par	1,000.00	Par	1,000.00
	57,200	...	57,690.44	...	43,131.30
Rent Equalisation Fund—					
3 per cent. Conversion Loan 1946 ...	1,600	101.00	1,616.00	73.85	1,181.60
3½ per cent. Bombay Municipal Debentures ...	2,600	Par	2,600.00	Par	2,600.00
3 Do. do. ...	8,100	Par	8,100.00	Par	8,100.00
	12,300	...	12,316.00	...	11,881.60

Appendix No. 16-A.

Comparison of Face, Purchase and Market Values at 31st March 1961 of the different Securities held in the Sinking Fund.

N.B.—Special attention is invited to para. 17 of the Chief Accountant's Report.

Particulars of Securities.	Face value.	Purchase rate per cent.	Book value.	Market rate per cent.	Value at Market rate, (Municipal and Improvements Trust Debenture being valued at par).
	Rs.		Rs.		Rs.
4 per cent. Loan 1972	10,00,000	Par	10,00,000.00	100.45	10,04,500.00
4 per cent. Loan 1980	12,600	99.90	12,587.40	99.90	12,587.40
4 per cent. Sterling Debentures	£ 25,000	£ 80.	2,66,666.67	Par	3,33,913.04
3½ per cent. Government Loan 1974	5,00,000	98.50	4,92,500.00	99.70	4,98,500.00
3½ per cent. National Plan Bonds	10,00,000	98.50	9,85,000.00	99.90	9,99,000.00
3½ per cent. National Plan Bonds	10,00,000	98.50	9,85,000.00	99.80	9,98,000.00
3 per cent. Conversion Loan 1946	46,11,100	101.00	46,57,211.00	73.85	1,16,08,703.05
3 per cent. Conversion Loan 1946	96,74,500	Par	96,74,500.00		
3 per cent. Conversion Loan 1946	14,33,700	100.94	14,47,140.94		
3 per cent. Loan 1963-65	1,94,700	98.00	1,90,806.00	98.30	1,92,373.10
3 per cent. Loan 1963-65	1,000	92.50	925.00	98.30	
2½ per cent. Government Loan 1976	8,57,800	82.06	7,03,932.12	83.50	7,16,263.00
4½ per cent. Madras Co-op. Central L. M. B. Debentures...	10,00,000	99.00	9,90,000.00	99.00	9,90,000.00
4½ per cent. Bihar State Financial Corporation Bonds 1968	9,86,800	101.20	10,02,380.82	100.00	9,90,500.00
4½ Do. do.	3,700				
4½ per cent. Andhra Co.-Op. Central L. M. B. Debentures.	20,00,000	Par	20,00,000.00	99.00	19,80,000.00
4½ per cent. Bombay State Development Loan 1969	15,28,800	99.75	15,24,978.00	101.25	15,47,910.00
4½ per cent. Bombay State Development Loan 1971	21,60,000	99.75	21,54,600.00	101.25	21,87,000.00
4½ per cent. Bombay State Co-Op. Central L. M. B. Debentures.	15,00,000	99.25	14,88,750.00	99.50	14,92,500.00
4 per cent. Bombay State Development Loan 1967	8,300	Par	8,300.00	99.60	8,266.80
4 per cent. Bombay Government Loan 1970	5,00,000	Par	5,00,000.00	99.25	4,96,250.00
4 per cent. Bombay State Development Loan 1971	51,800	Par	51,800.00	98.75	51,152.50
4 per cent. Maharashtra State Development Loan 1969	20,00,000	Par	20,00,000.00	99.50	19,90,000.00
4 per cent. Madras Loan 1968	91,800	97.97	89,935.31	98.60	90,514.80
4 per cent. Madhya Pradesh State Development Loan 1971.	32,400	99.00	32,076.00	99.75	32,319.00
4 per cent. Punjab Loan 1971	9,77,700	99.68	9,74,571.36	97.25	9,50,813.25
5 per cent. Bombay Municipal Debentures	10,00,000	Par	10,00,000.00	Par	10,00,000.00
4½ Do. do.	25,94,100	99.25	25,74,644.25	Par	25,94,100.00
4½ Do. do.	47,51,000	98.75	46,91,612.50	Par	47,51,000.00
4½ Do. do.	21,77,400	Par	21,77,400.00	Par	21,77,400.00
4½ Do. do.	22,17,000	Par	22,17,000.00	Par	22,17,000.00
4 Do. do.	58,35,900	99.50	58,06,720.50	Par	58,35,900.00
4 Do. do.	2,88,600	99.25	2,86,435.50	Par	2,88,600.00
4 Do. do.	19,18,000	98.75	18,94,025.00	Par	19,18,000.00
4 Do. do.	96,100	Par	96,100.00	Par	96,100.00
4 Do. do.	50,22,400	Par	50,22,400.00	Par	50,22,400.00
4 Do. do.	16,23,900	Par	16,23,900.00	Par	16,23,900.00
Carried over	6,06,51,100		6,06,23,898.37		5,66,95,465.94

Appendix 16-A—Concl'd.

Particulars of Securities.	Face value.	Purchase rate per cent.	Book value.	Market rate per cent.	Value at Market rate, (Municipal and Improvement Trust Debentures being valued at par).
	Rs.		Rs.		Rs.
Brought over ...	6,06,511.100		6,06,23,898.37		5,66,95,465.94
3½ per cent. Bombay Municipal Debentures ...	28,63,300	Par	28,63,300.00	Par	28,63,300.00
3½ Do. do. ...	40,28,400	Par	40,28,400.00	Par	40,28,400.00
3½ Do. do. ...	14,00,000	94.00	13,16,000.00	Par	14,00,000.00
3½ Do. do. ...	16,18,700	99.50	16,10,606.50	Par	16,18,700.00
3½ Do. do. ...	2,50,000	92.62	2,31,562.50	Par	2,50,000.00
3½ Do. do. ...	1,17,000	87.00	1,01,790.00	Par	1,17,000.00
3½ Do. do. ...	400	86.87	347.50	Par	400.00
3½ Do. do. ...	15,500	86.12	13,349.37	Par	15,500.00
3½ Do. do. ...	2,77,000	87.75	2,43,067.50	Par	2,77,000.00
3½ Do. do. ...	1,75,100	85.50	1,49,710.50	Par	1,75,100.00
3½ Do. do. ...	16,500	84.00	13,860.00	Par	16,500.00
3½ Do. do. ...	76,94,200	Par	76,94,200.00	Par	76,94,200.00
3½ Do. do. ...	60,000	87.75	52,650.00	Par	60,000.00
3½ Do. do. ...	75,000	87.65	65,737.50	Par	75,000.00
3½ Do. do. ...	1,000	86.87	868.75	Par	1,000.00
3½ Do. do. ...	35,000	84.25	29,487.50	Par	35,000.00
3 Do. do. ...	28,91,400	Par	28,91,400.00	Par	28,91,400.00
3 Do. do. ...	19,95,900	Par	19,95,900.00	Par	19,95,900.00
3 Do. do. ...	1,94,07,500	Par	1,94,07,500.00	Par	1,94,07,500.00
6 per cent. Bombay Improvement Trust Debentures ...	37,500	Par	37,500.00	Par	37,500.00
4½ Do. do. ...	18,100	Par	18,100.00	Par	18,100.00
4 Do. do. ...	15,63,500	92.75	14,50,146.25	Par	15,63,500.00
4 Do. do. ...	17,59,600	84.25	14,82,463.00	Par	17,59,600.00
4 Do. do. ...	1,32,200	84.50	1,11,709.00	Par	1,32,200.00
4 Do. do. ...	4,34,800	Par	4,34,800.00	Par	4,34,800.00
4 Uo. do. ...	26,66,700	Par	26,66,700.00	Par	26,66,700.00
4 per cent. Bombay Port Trust Debentures ...	3,000	70.00	2,100.00	97.00	2,910.00
4 per cent. Calcutta Port Trust Debentures ...	11,12,100	97.75	10,87,077.75	97.75	10,87,077.75
Total Rs. ...	11,13,00,500 £ 25,000		11,06,24,231.99		10,73,19,753.69

Appendix No. 16-B

Statement showing the amount of and object for which the Donations held under Public Monuments Maintenance Fund were received from different parties up to 31st March 1961.

Name of donor.	Object for which the donation is given.	Particulars of Securities.	Face value.	Rate per cent.	Book value.
			Rs.	Rs. a.	Rs. nP.
Sir Mangaldas Nathoobhoy	... Donation for the maintenance of Sir Mangaldas Nathoobhoy Clock at Mumbadevi.	3 per cent. Conversion Loan of 1946	500	Par	500.00
The Secretary, Tata Memorial	... Donation for the maintenance of J. N. Tata Statue	Do. do.	1,200	Do.	1,200.00
The Secretary, Ranade Memorial	... Donation for the maintenance of Ranade Statue	{ 4 per cent. Bombay Improvement Trust Loan due 1962 3 per cent. Conversion Loan of 1946	1,000 200	Do.	1,200.00
Mr. P. J. Mistri	... Donation for the maintenance of N. M. Petit Statue at Gowalia Tank Road	{ Do. do. Do. do.	2,000 1,000	Do. Do.	3,000.00
Messrs. J. D. Framroz, R. B. Jeejeebhoy and P. C. Sethna.	... Donation for the maintenance of Sir D. M. Petit Statue	4 per cent. Loan 1980	2,400	99 90	2,397.60
Mr. Cassumally Jairajbhoy Peerbhoy	... Donation for the maintenance of a fountain at the junction of Hornby Road and Palton Road.	4 per cent. Loan 1980	5,500	99 90	5,494.50
The Secretary, Montague Memorial Fund	... Donation for the maintenance of the Montague Statue at the junction of Marine Lines and Church Gate Street.	{ 3 per cent. Municipal Debentures 4 per cent. Loan 1980	1,200 900	Par 99 90	1,200.00 899.10
Mr. Surajmal Hanmantra	... Donation for the maintenance of a public fountain at Princess Street.	{ 4 per cent. Loan 1980 3 per cent. Conversion Loan of 1946	2,600 100	99 90 Par	2,597.40 100.00
Mr. Chaturbhuj Jivandas	... Donation for the maintenance of the new Bandstand at Chowpatty	4 per cent. Government Loan 1980	400	99 90	399.60
Mr. Jannadas Dwarakadas	... Donation for the maintenance of a water trough for watering Victoria horses and bullocks at the junction of Colaba and Pilot Bunder Roads.	Do. do.	400	99 90	399.60
Dr. K. E. Dadachanji	... Donation for the maintenance of a fountain at the junction of Frere Road and Carnac Bridge				
Mr. D. P. Kothare	... Donation for the maintenance of a fountain at Mint Road				
Mr. K. D. Dhuru	... Donation for the maintenance of a fountain at the junction of old Purbhadevi and Cadell Road.	4 per cent. Government Loan 1980	15,300	99 90	15,284.70
Mr. Gokuldas Karsondas Shroff	... Donation for the maintenance of a cattle trough and drinking fountain at Lady Jamshedji Road.	3 per cent. Conversion Loan of 1946	100	Par	100.00
Mr. Fattechand Revaldas	... Donation for the maintenance of a fountain at Narayan Dhuru Street.				
Mr. Hanaraj Pragji	... Donation for the maintenance of a cattle trough at Clerk Road				
Mr. F. P. Pavri	... Donation for the maintenance of a drinking fountain at the junction of Cadell Road and Old Purbhadevi Road.	4 per cent. Loan 1980	600	99 90	599.40
The Secretary, Dr. Dadabhoy Naoroji Memorial Fund.	... Donation for the maintenance of the Statue of Dr. Dadabhoy Naoroji	4 per cent. Loan 1980	1,400	99 90	1,398.60
Mr. Khimji Madon Bhujpuria	... Donation for the upkeep of a water trough on site opposite the Jamshed Mill.	4 per cent. Loan 1980	600	99 90	599.40
Mr. L. R. Tairsee	... Balance out of donation received from Mr. L. R. Tairsee for the construction of a cattle trough at the top end corner of Walkeshwar near "Tin Batti".				
		Carried forward Rs.	37,400		37,369.90

Appendix No. 16-B.—Concluded.

Name of donor.	Object for which the donation is given.	Particulars of Securities.	Face value.	Rate per cent.	Book value.
			Rs.	Rs. a.	Rs. nP.
Mr. N. P. Wadia	Balance out of donation received for construction of three cattle troughs at Bhoiwada Road, Parcel Tank Road and Sewree Cross Road	4 per cent. Loan 1980	37,400	99 90	37,369.90
Ms. F. B. Jeejeebhoy	Balance out of donation received for the construction of a public fountain and water trough at the junction of Suparibag Road and Government Gate Road	4 per cent. Loan 1980	1,200	99 90	1,198.80
Mr. Anantao Vithoba Kowley	Balance out of donation received for the construction of a fountain and cattle trough at the junction of Bhawani Shanker Road and Gokhale Road.	3 per cent. Conversion Loan 1946	1,500	Par	1,500.00
Mr. Ramdas Raghovji Govindji	Balance out of the donation received for the construction of a fountain and cattle trough at Cave Street.	Do. Do.	1,700	Par	1,700.00
Mr. C. K. Kakade	Balance out of the donation received for the construction of a fountain at Bellasis Road.	4 per cent. Loan 1980	200	99 90	199.80
Hon. Secretary, Lok. Tilak Memorial Committee.	Donation for the maintenance of the Statue of Lok. Tilak at Chowpaty Sands.	3 per cent. Conversion Loan 1946	1,400	Par	1,400.00
Mr. M. E. Joshi Memorial Committee	Donation for the maintenance of the marble bust of Mr. M. E. Joshi at Parsi Colony, Dadar.	3 per cent. Municipal Debentures	500	Par	500.00
* Sir Patrick Kelly Memorial Committee	Donation for the maintenance of the Statue of Sir Patrick Kelly, Kt., C.I.E., opposite Crawford Market.	3 per cent. Conversion Loan 1946	800	101	*808.00
Joint Honorary Secretary Dr. A. G. Viegas Memorial Committee.	Donation for the maintenance of the Statue of the late Dr. A. G. Viegas at Dhobi Talao	3 per cent. Municipal Debentures	500	Par	500.00
Khan Bahadur Kawasji J. Petigara Memorial Committee	Donation for the maintenance of the Statue of Khan Bahadur K. J. Petigara	3 per cent. Conversion Loan 1946	500	Do.	500.00
Sir Dinshaw Wacha, Kt., Memorial Committee	Donation for the maintenance of the Statue of Sir Dinshaw Wacha, Kt. ...	Do. Do.	500	Do.	500.00
Trustees of late Kasambhai Vali Gangji's Estate	Donation for the maintenance of a drinking fountain at the junction of Sandhurst Road and New Chinchbunder Road	Do. Do.	1,700	Do.	1,700.00
Bai Muktabai W/o of Dr. M. V. Parulekar	Donation for the maintenance of a drinking fountain at Lakhmsey Napoo Road	Do. Do.	500	Do.	500.00
Mr. P. S. Gaikwad	Donation for the maintenance of a drinking fountain near Round Temple Sandhurst Road	Do. Do.	700	Do.	700.00
Ramji Kersonji Fire Services Committee	Donation for Maintenance of Fountain at King's Circle	Do Do	500	97 3	485.94
Parai Federal Council	Donation for maintenance of Monument erected to commemorate the services of members who lost their lives in explosion of 1944	Do. Do.	1,000	93 4	932.50
	Donation for maintenance of statue of Shri H. C. Adenwala of Vir Nafimen Road.	3½ per cent. Municipal Debentures	1,000	Par	1,000.00
		Total	53,100		52,993.44
Mrs. A. M. Stewart	Donation for maintenance of Cemetery No. 20 at Antop Hill for the European Jewish Community.	3 per cent. Municipal Debentures	2,500	Par	2,500.00
Rao Bahadur Ellappa Balam	Donation for the maintenance of a Charitable Dispensary at Kamathipura ...	4 per cent. Bombay Improvement Trust Loan due 1966	5,000	Par	19,500.00
Bai Lingobai, widow of Rajanna Jaloo	Do. do. do. do.	4 per cent. Bombay Improvement Trust Loan due 1972	14,500	Do.	
Colaba Free Dispensary	Donation for the maintenance of Assets of the dispensary taken over by the Municipality on its taking over the dispensary.	3 per cent. Conversion Loan 1946	10,700	Do.	10,700.00
Joint Honorary Secretaries and Treasurers, George V Anti-Tuberculosis League.	Donation for the maintenance of Assets transferred to the Municipality on its taking over the League.	4 per cent. Government Loan 1980	1,200	99 90	1,198.80
Mr. Shapurji Sorabji	Donation in connection with the house in Khetwadi given by him for being used as a Maternity Home.	3 per cent. Conversion Loan 1946	1,000	Par	1,000.00
Messrs. Little & Co.	Amount representing balance out of the amount set apart for the purchase of Bai Gowrabai Dispensary Building at Kamathipura.	4 per cent. Municipal Debentures	20,000	Do.	21,000.00
Do.	Donation for meeting charges for repairs, etc., to Bai Gowrabai Dispensary at Kamathipura.	3 per cent. Conversion Loan 1946	5,000	Do.	10,000.00
Unspent balance out of the donation from the estate of the late Mr. Mahomed Haji Saboo Sidick	Donation for establishing and maintaining Maternity Homes in Bombay ...	3 per cent. Conversion Loan 1946	5,000	Do.	5,000.00
		4 per cent. Loan 1980	2,900	99 90	2,897.10
		3 per cent. Municipal Debentures	5,000	Par	5,000.00
		3 per cent. Municipal Debentures	52,600	Par	52,600.00
		Total	1,25,400		1,25,395.90
Cash held with the State Bank of India					1,78,389.34
					* 92.00
		Grand Total Rs.	1,78,500		1,78,481.34

* The balance of Cash after reinvestment of the proceeds of 3½ per cent Loan 1947-50 repaid by Govt. in respect of this donation is presently held in Cash with the State Bank.

Appendix No. 16-C

Statement showing the amounts of and object for which the endowments held under Endowment Fund were received from different parties upto 31st March 1961.

Name of donor.	Object for which the endowment is given.	Particulars of Securities.	Face value.	Rate per cent.	Book value.
	<i>Scholarships and Prizes.</i>				
The Bhawnagar Durbar	"Bhawnagar State Entrance Scholarship" at G. S. M. College	4 per cent. Government Loan 1980	Rs. 5,900	Rs. a. 99 90	Rs. nP. 5,894.10
Cr N. A. Purandare	"Savitribai Purandare Prize" at K. E. M. Hospital	Do. do.	300	99 90	299.70
Mr. Tulaidas H. Parekh	"Bai Bachubai Thakurdas Parekh Entrance Scholarship" at G. S. M. College.	3 per cent. Conversion Loan 1946	100	Par	100.00
		4 per cent. Government Loan 1980	3,700	99 90	3,696.30
Mr. Lalji Naranji	"Lalji Naranji Scholarship" at G. S. M. College	Do. do.	4,500	99 90	4,495.50
Mr. Chaturbhuj Gordhandas Sunderdas	"Chaturbhuj Gordhandas Sunderdas Scholarship" and "Bai Gangabai Gordhandas Sunderdas Scholarship" at G. S. M. College.	Do. do.	9,000	99 90	8,991.00
Dr. (Mrs.) Dossibai Jehangir Rattanshaw Dadabhoy, M.D., M.R.C.P. (Lond.)	"Awabai Rattanshaw Dadabhoy Scholarship" at G. S. M. College.	Do. do.	3,900	99 90	3,896.10
		3 per cent. Conversion Loan 1946	200	Par	200.00
Mr. Jehangir Rattanshaw Dadabhoy	"Rattanshaw Dadabhoy Scholarship" at G. S. M. College	4 per cent. Government Loan 1980	3,900	99 90	3,896.10
The Honorary Staff and Professors of the K. E. M. Hospital and G. S. M. College.	"Bahadurji Memorial Scholarship in Surgery" at G. S. M. College.	Do. do.	3,900	99 90	3,896.10
		3 per cent. Conversion Loan	2,100	93 7	1,962.19
		3 per cent. Municipal Debentures	100	Par	100.00
The Trustees of Dr. Choksy's Entertainment Fund.	Donation for endowing a Gold Medal called "Sir Nusserwanji Choksy Memorial Prize Medal" at G. S. M. College.	4 per cent. Government Loan 1980	300	99 90	299.70
		3 per cent. Government Loan 1980	300	98 6	295.12
		3 per cent. Conversion Loan	200	98 0	196.00
H. H. the Maharaja Shri Sir Doulatsingji, K.C.I.E., Thakore Saheb of Limbdi.	Donation for awarding a gold medal and a miniature replica of the Challenge Cup.	3 per cent. Conversion Loan	1,900	93 7	1,775.31
Dr. Shirwalkar Memorial Fund Committee	"Dr. Shirwalkar, General Proficiency Scholarship and Medals" at G. S. M. College.	3 per cent. Conversion Loan 1946	6,000	Par	6,000.00
		Do. do.	3,000	Par	3,000.00
Mr. Dhungavri Rangildas Desai	Donation for endowing two prizes of Rs. 20 each to the Nurses of the K. E. M. Hospital.	4 per cent. Municipal Debentures	2,000	Par	2,000.00
		4 per cent. Bombay Port Trust Bonds 1913	1,000	Par	1,000.00
Dr. E. Moses	"Mrs. Abigail Elijah Moses Prize" at K. E. M. Hospital	3 per cent. Conversion Loan 1946	500	Par	500.00
		3 per cent. Conversion Loan 1946	100	101 0	101.00
		3 per cent. Conversion Loan 1946	1,000	Par	1,000.00
		4 per cent. Government Loan 1980	9,000	99 90	8,991.00
Messrs Win and Co., Solicitors, on behalf of the executors of the will of the late Mr. Kassamji Ranchhodji Desai.	"Kassamji Ranchhodji Prize" at K. E. M. Hospital	3 per cent. Government Loan 1963-65	1,200	98 6	1,180.50
		3 per cent. Conversion Loan 1946	900	101 0	909.00
		3 per cent. Municipal Debentures	300	Par	300.00
Dr. H. D'Sa	Mrs. D'Sa Memorial Gold Medal at G. S. M. College	3 per cent. Conversion Loan 1946	500	Par	500.00
Mrs. Luxmibai Kane	Dr. G. W. Kane Memorial Gold Medal at G. S. M. College	4 per cent. Bombay Port Trust Debentures	3,000	Par	3,000.00
Mr. N. Dhume	Narayan Dhume Prize at G. S. M. College	3 per cent. Conversion Loan 1946	1,200	101 0	1,212.00
Mr. Parmanand Krishnarao Rele	Dakurnath Krishnarao Rele Prize	3 per cent. Conversion Loan 1946	1,000	Par	1,000.00
Prof. Khanolkar Farewell Fund Committee	Prof. V. R. Khanolkar Prizes	3 per cent. Conversion Loan 1946	500	101 0	505.00
		Do. do.	5,700	Par	5,700.00
Dr. P. T. Patel Memorial Fund Committee	Dr. P. T. Patel Entrance Scholarship at G. S. M. College	Do. do.	1,900	Par	1,900.00
		Do. do.	5,200	Par	5,200.00
		Do. do.	100	Par	100.00
		Do. do.	3,100	Par	3,100.00
Do. Do.	Dr. P. T. Patel Prize at G. S. M. College	Do. do.	9,400	Par	9,400.00
Seth G. S. M. College & K. E. M. Hospital Staff Farewell Fund Committee.	The Seth G. S. M. College and K. E. M. Hospital Staff Fund for awarding prizes and making grants for attending Medical & Scientific conferences etc.	Do. do.	1,700	Par	1,700.00
		Do. do.	2,100	Par	2,100.00
Dr. R. N. Cooper.	Jangoo Shavaksha Marzban Prize	Do. do.	9,000	Par	9,000.00
Dr. R. N. Cooper.	Bai Banoobai Nusserwanji Cooper Prize	Do. do.	1,900	Par	1,900.00
Lakdawala Sisters	Mrs. Soonamai Bapuji Cama Prizes	Do. do.	500	Par	500.00
Dr. Padshah Memorial Committee	Dr. Padshah Research Scholarship	Do. do.	34,000	Par	34,000.00
Mr. V. H. Hazrat	Miss. Manorama Hazrat Memorial Prize	Do. do.	1,900	Par	1,900.00
Dr. R. V. Phansalkar	Vasant Phansalkar Memorial Prize	Do. do.	1,600	Par	1,600.00
Dr. K. W. Dani	K. W. Dani Scholarship at G. S. M. College.	Do. do.	1,000	Par	1,000.00
		Scholarships—Total, Carried over Rs. ...	1,50,600		1,50,291.72

Appendix 16-C—(Contd.)

Name of donor.	Object for which the endowment is given.	Particulars of Securities.	Face value.	Rate per cent.	Book value.
			Rs.	Rs. a.	Rs. nP.
Dr. A. L. Nair	Dr. A. L. Nair Memorial Scholarship and Prize Distribution Fund" at T. N. M. College	Brought forward Rs. ...	1,50,600		1,50,291.72
Master Vishwanath Narayan Sambhoo and Dr. N. V. Ajinkya.	"Master Vishwanath Narayan Sambhoo Scholarship and Dr. N. V. Ajinkya's Silver Medal" at T. N. M. College	3 per cent. Conversion Loan 1946	7,300	Par	7,300.00
Dr. V. G. Rele	"Dr. V. G. Rele Gold Medal" at T. N. M. College.	Do.	3,200	Par	3,200.00
Dr. D. B. Pandya	"Dr. D. B. Pandya's Prize in Books" at T. N. M. College.	Do.	3,400	Par	3,400.00
Dr. H. A. Maniar	"Dr. H. A. Maniar Gold Medal" at T. N. M. College	Do.	1,000	Par	1,000.00
Shankarsheth Family	For maintenance of a bed at B. Y. L. Nair Hospital	Do.	1,000	Par	1,000.00
Dr. P. C. Bharucha	"For the library at G. S. M. College"	3½ per cent. Bombay Municipal Debentures	30,500	Par	30,500.00
Dr. Bacha Memorial Fund	"For purchase of books and journals for the library at G. S. M. College	3 per cent. Conversion Loan 1946	99,000	100-8	99,495.00
Dr. N. A. Purandare Prize	"Dr. N. A. Purandare Prize in midwifery and Gynaecology"	Do.	25,000	Par	25,000.00
		Do.	100	Par	100.00
		4 per cent. B. I. T. Debentures	1,000	Par	1,000.00
		4 per cent. Municipal Debentures	3,500	Par	3,500.00
Dr. Dudha	"Dudha Memorial Fund	3 per cent. Conversion Loan 1946	1,600	99-8	1,592.00
Dr. D. D. Sathe	"D. D. Sathe Prize in Anatomy	3 per cent. Conversion Loan 1946	1,000	99-8	995.00
Dr. Miss. S. R. Malyankar	"Miss. S. R. Malyankar Prize	3 per cent. Conversion Loan 1946	300	99-10	298.87
M. M. Parab	M. M. Parab Endowment Prize	4% Municipal Debentures	4,400	Par	4,400.00
The President T.N.M. College Students' Ga her- ing Committee.	Mahatma Gandhi Memorial Fund.	3% Conversion Loan 1946	1,400	98-7	1,378.12
Dr. A. E. D'Sa	The Clemantina Desa Scholarship	3% Conversion Loan 1946	10,000	97-3	9,718.75
Dr P. F. Soonawala	Dr. Soonawala gold medal in medicine	Do. do.	4,000	97-6	3,895.00
Dr. S. B. Parchure	Dr. Parchure prize	3% Conversion Loan 1946	3,000	97-6	2,921.25
		Do. do.	2,500	Par	2,500.00
Dr. M.N. Billimoria	Dr. Manek Billimoria prize in Pathology	3% development Loan 1970-75	500	Do.	500.00
Dr. Variava	Dr. Variava Scholarship in Anatomy	3% Conversion Loan 1946	1,000	99	930.00
Shri Ladha Chapsi	Shri Ladha Chapsi Scholarship	Do. do.	16,100	92-15-6	14,967.97
Trustees of the Estate of the late Dr. Homi D. Gandhi	Dr. Homi D. Gandhi Scholarship	Do. do.	3,500	81-2	2,839.37
Dr. G. P. Nair	Dr. G. P. Nair Scholarship for Embroyology	Do. do.	15,100	80-4	12,117.75
		Do. do.	600	81-2	486.75
		Do. do.	3,000	80-4	2,407.50
Smt. Shushila M. Desai	Donation for purchasing Journals on Aneathesia and of a library on Aneathesia.	Do. do.	10,000	Par	10,000.00
Bombay Municipal Official Association	Donation from Municipal Official Association for awarding scholarships	4 per cent Municipal Debentures	1,500	100-4	1,503.75
		Do. do.	10,000	99-4	9,925.00
		4% Bombay State Development Loan 1970	400	99-14	399.50
Dr. P. M. Mehta	Mrs. Chandangavri Punamchand Mohanlal Mehta Prize	3½% Municipal Debentures	1,000	Par	1,000.00
Sheth G. S. M. College out of Silver Jubilee fund	Kesarbai Kerkar Prize	4% Loan 1980.	1,500	99-90	1,498.50
Dr. J. N. Karande & Smt. G. N. Karande	Prize in midwifery and Gynœcology	3% Conversion Loan 1946	3,500	Par	3,500.00
Smt Kamala R Dhayagude	Dr R. G. Dhayagude Prize	4% Bombay State Development Loan 1970	4,900	99-14	4,893.87
Dr. S. G. Vengsarkar Farewell Function Committee	Dr. S. G. Vengsarkar farewell Fund Prize	3% Conversion Loan 1946	700	74-6	520.62
Dr. L. H. Hiranandani	Dr. L. Hiranandani Scholarships	3% Conversion 1946	6,000	Par	6,000.00
Dr. B. N. Purandare	Dr. B. N. Purandare Medal	3% First Development Loan 1970-75.	1,000	Par	1,000.00
		4% Madras Loan 1967	500	Par	500.00
Staff and Students' of K. E. M. Hospital and G. S. M. College	Dr. N. D. Patel Prize in Medicine, Dr. D. N. Patel Prize in Surgery, and Dr. N. D. Patel Lectures	4% B. I. T. Debentures 1973	11,000	97.20	10,692.00
Dr. A. S. Paranjape Dr. G. M. Phadke	For purchase of Journals in Marathi	Do.	1,000	Do.	972.00
Dr. S. G. Joshi	Dr. S. G. Joshi Memorial Prize	3% Conversion Loan 1946	3,000	73.30	2,202.00
Smt. Kamala R. Dhayagude	Dr. Dhyagude Prize for Nurses at K. E. M. Hospital	4% B. M. D. 1959	2,000	99.75	1,995.00
	Purchased out of accumulations of interest in respect of Endowment fund of Bai Bachubai Nesarwanji Kooper Prize.	3% Conversion Loan 1946	7,200	73.65	5,302.80
	Dr. K. G. Munsif Memorial Fund	4% B. M. D. 1959	28,000	Par	28,000.00
Dr. S. Patrao	Mrs. Jene Pa-rao Scholarship	3% Conversion Loan 1946	7,000	Par	7,000.00
Dr. S. S. Krishnan	Dr. E. S. Shankar Natayana Iyer's Prize	Do.	4,000	Par	4,000.00
Dr. H. D. Patel	Shri D. V. Patel Scholarship	Do.	7,400	Par	7,400.00
Shri D. A. Karia	Doongershi A. Karia Prize	Do.	4,000	Par	4,000.00
Dr. P. V. Katrecha	Dr. V. K. Katrecha Gold Medal	Do.	3,500	Par	3,500.00
		Scholarship, Total Rs.	5,12,700		5,03,540.09

Appendix No. 16-C—(Concluded.)

Name of donor.	Object for which the endowment is given.	Particulars of Securities.	Face value. Rs.	Rate per cent. Rs. a.	Book value. Rs. nP.	
		Brought over Rs. ...	5,12,700		5,03,540.09	
Messrs. Ardeahir Hormasji Dinshaw and Co., on behalf of the Advocate-General.	Donation for the grant of warm clothing to patients discharged from the K. E. M. Hospital out of interest realised on securities	<i>Clothing.</i>	3 per cent. Conversion Loan 1946. ...	10,000	Par	10,000.00
		Do. do. ...	18,600	Par	18,600.00	
		Do. do. ...	2,000	Par	2,000.00	
		4 per cent. Government Loan 1980 ...	8,000	99 90	7,992.00	
		4 per cent. Government Loan 1980 ...	4,800	99 90	4,795.20	
		4 per cent. Government Loan 1980 ...	2,000	99 90	1,998.00	
		3 per cent. Loan 1963-65 ...	4,000	98 0	3,920.00	
		4 per cent. Bombay Improvement Trust Debentures ...	100	Par	100.00	
	<i>Education.</i>	Clothing, Total Rs. ...	49,500		49,405.20	
President, Dharmajirao Rokade Free Reading Room & Library	Donation for the Promotion of Education among the masses ...	3 per cent. Conversion Loan 1946. ...	900	Par	900.00	
		Education Total Rs. ...	900		900.00	
Mr. Mansukhlal Chhaganlal The Estate Agent, Bombay Improvement Trust on behalf of the staff.	Donation towards the Poor Box Charity Fund at K. E. M. Hospital ...	4 per cent. Government Loan 1980 ...	5,700	99 90	5,694.30	
		4 Do. do. 1980 ...	100	99 90	99.90	
Mr. Malloo Baloo	Donation in memory of Bai Rajiabai Malloo Yadav towards the Poor Box Charity Fund. ...	3 per cent. Municipal Debentures ...	1,000	Par	1,000.00	
		Poor Box Charity, Total Rs. ...	6,800		6,794.20	
Dean, K.E.M. Hospital and purchased out of accumulated interest on the Securities held in the fund	Donation out of Poor Box Charity Fund for a Convalescent Home ...	<i>Convalescent Home.</i>	3 per cent Conversion Loan 1946 ...	1,600	101	} 6,316.94
		Do. do. ...	46	Par		
		Do. do. ...	100	100 15		
		4 percent Government Loan 1980 ...	14,700	99 90	14,685.30	
		4 Do. Bombay Port Trust Debentures ...	4,000	Par	4,000.00	
		4 Do. Bombay Improvement Trust Debentures ...	24,000	Do.	24,000.00	
		3 Do. do. do. ...	76,500	Do.	76,500.00	
		3½ Do. do. do. ...	13,400	Do.	13,400.00	
		3½ Do. Bombay Municipal Dbentuers ...	114,300	Do.	1,14,300.00	
		4 Do. Bombay Municipal Debentures ...	1,29,100	Do.	1,29,100.00	
3½ Do. Bombay Municipal Debenture ...	700	Do.	700.00			
4½ Do. do. do. ...	77,400	Do.	77,400.00			
4 Do. do. do. ...	700	99 8	696.50			
4 Do. do. do. (Budget B) ...	400	Par	500.00			
	<i>Blood Bank.</i>	Convalescent Home, Total Rs. ...	4,61,600		4,61,598.74	
Seth Shantilal Mathuradas Parikh	Endowment for the maintenance of a Blood Bank (out of Rs. 1 lac ¹ donated for construction and maintenance of Blood Bank.) ...	3 per cent. Conversion Loan, 1946 ...	38,600	Par	38,600.00	
		Total Amount in Securities Rs. ...	10,70,100		10,60,838.23	
		Cash held with the State Bank of India Rs.		68.54	
		Grand Total Rs.		10,60,906.77	

* Cash Balance is in respect of Convalescent Home.

Appendix No. 17

Statement showing the Quantity and Value of Several Articles upon which Town duty was Levied during 1960-61 under Sec. 192 (1) of the Bombay Municipal Corporation Act of 1888.

Cement at n.P. 12 per Maund		Floor of all sorts at n.P. 03 Per Maund		Wines and Spirits at Re. 1 per Gallon		Beer at n.P. 12 per Gallon		Sugar at n.P. 75 per Cwt.		Ghee at Re. 1 per Qr.		Ghee Substitute at n.P. 50 per Qr.		Timber at 3 per cent on Market Value		Firewood at 56 n.P. per Ton.		Charcoal at Re. 1 per Ton.		Tea at n.P. 0.3 per lb.		Coal at n.P. 44 per ton.		Dry date at n.P. 37 per Cwt.		Wet date at n.P. 25 per Cwt.		Cement at Re. 1 per ton.		Iron and Steel at Rs. 25 per ton.		PAPER		Tinned provision at 61 per cent advalorem.		Tinned provision at 31% advalorem.		Paddy at As. 1 P. 3 Per Maund.		Sundries.					
Qrs.	Amount of duty	Qrs.	Amount of duty	Gallons.	Amount of duty	Gallons.	Amount of duty	Cwts.	Amount of duty	Quarters	Amount of duty	Quarters	Amount of duty	Rs.	Amount of duty	Tons	Amount of duty	Tons	Amount of duty	Lbs.	Amount of duty	Tons	Amount of duty	Cwts.	Amount of duty	Cwts.	Amount of duty	Tons.	Amount of duty	Tons.	Amount of duty	Cwts.	Amount of duty	Cwts.	Amount of duty	Value	Amount of duty	Value.	Amount of duty	Maunds.	Amount of duty	Rs.	Amount of duty	Rs.	Amount of duty
1,04,892	12,567	4,881	439	30,024	30,024	8,348	880	38,172	118	35,834	35,834	9,498	4,749	1,46,07,918	4,38,238	47,580	26,646	519	519	97,66,388	2,92,992	113	50	2,50,585	93,163	3,58,556	89,647	2,37,293	2,37,293	3,61,083	9,02,722	5,19,632	1,54,885	34,169	34,169	1,137	216	1,63,34,464	10,20,904	4,750	384		
1,04,892	12,567	4,881	439	30,024	30,024	8,348	880	38,172	118	35,834	35,834	9,498	4,749	1,46,07,918	4,38,238	47,580	26,646	519	519	97,66,388	2,92,992	113	50	2,50,585	93,163	3,58,556	89,647	2,37,293	2,37,293	3,61,083	9,02,722	5,19,632	1,54,885	34,169	34,169	1,137	216	1,63,34,464	10,20,904	4,750	384		

Months	B. P. T.	Central Rly.	Western Railway	Central Excise	Total
1960-
April	...	13,455	6,277	...	19,732
May	...	10,981	6,959	...	17,940
June	17,170	21,321	38,491
July	...	34,291	11,493	...	45,784
August	9,392	11,117	4,464	...	25,000
September	25,500	10,686	5,968	...	41,154
October	...	11,411	5,068	...	16,479
November	...	11,365	5,590	...	16,955
December	...	11,657	5,809	...	17,466
1961-	...	13,909	6,095	...	20,004
January	...	11,194	19,328
February	14,625	...	33,814
March
Total	78,836	1,61,387	70,488	549	3,11,260

Rs.	Rs.	Rs.
1,43,88,476
14,421	2,60,809	1,41,115
17,419	4,276	4,46,040
1,48,34,516
35,579	3,70,006	35,266
4,93,774	8,227	4,93,774
3,11,260	1,83,706	...
4,92,665	10,38,371	15,23,036
10,38,371	...	1,23,22,740
1,74,906	14,84,988	16,59,894
17,00,830	15,23,036	32,23,866
1,77,974

Net T.D. Receipts

Income of the Bombay Municipal Corporation from the year

Year.	Valuation.	House Rate.	General Tax.		Wheel Tax and Tolls.	Licenses for Trades, Land Conveyances, Music, etc.		Town Duties.	Cotton Duty.	Liquor Licences.	Tobacco Licences.	Fire Rate.
			Rs.	%		Rs.	%					
1932-33	14,41,33,933		1,20,42,747	11%	10,70,340	1,71,385	11,27,188		8,28,856	1,43,750	3,50,771	@ 1%
1933-34	14,32,51,802		1,22,45,281	Do.	10,57,393	1,69,759	14,02,738		8,86,189	1,43,750	2,54,247	Do.
1934-35	14,54,15,785		1,33,68,984	@ 12%	11,46,683	1,78,149	13,87,977		*758	1,43,750	3,65,150	Do.
1935-36	14,72,00,410		1,28,88,990	Do.	11,13,357	1,82,301	14,77,756			1,43,750	3,28,225	Do.
1936-37	13,31,56,299	Rateable Value	1,26,18,595	@ 11%	10,74,038	1,92,968	14,48,130			1,43,750	3,93,000	Do.
1937-38	13,62,69,866		1,25,73,931	Do.	14,29,080	1,93,564	13,09,001			1,43,750	4,14,250	Do.
1938-39	13,48,69,247		1,36,06,715	Do.	13,69,662	2,09,522	15,52,261			1,43,750	1,58,970	Do.
1939-40	13,97,61,676		1,34,47,825	Do.	12,74,008	2,38,219	13,78,340					Do.
1940-41	14,14,61,189		1,38,54,785	Do.	13,59,332	2,33,806	14,24,031					Do.
1941-42	14,27,65,826		1,39,20,308	Do.	14,70,207	2,33,096	18,48,316					Do.
1942-43	14,63,63,848		1,47,94,959	Do.	18,14,308	2,32,983	14,82,649					Do.
1943-44	15,93,54,514		1,53,51,010	Do.	16,46,989	2,57,465	16,17,662					Do.
1944-45	16,00,98,370		1,59,44,469	Do.	17,58,787	2,62,101	19,40,054					Do.
1945-46	16,71,69,555		1,83,61,824	@ 12%	18,75,449	2,74,845	20,95,634					Do.
1946-47	17,14,40,860		2,14,07,728	@ 14%	19,39,863	2,68,634	16,18,470					Do.
1947-48	17,78,96,754		2,29,65,301	@ 14%	23,39,246	6,07,008	87,75,728					Do.
1948-49	19,38,46,730		2,37,30,441	@ 14%	25,30,685	8,67,342	62,21,527					@ 1% From 1-4-1947 to 30-9-1947 & @ 2% From 1-10-1947 to 31-3-1948. @ 2%
1950-51	20,17,48,106		2,50,40,901	@ 14%	30,89,445	10,58,763	68,81,140					Do.
1949-50	20,35,42,407		2,61,90,737	@ 14%	38,80,736	10,26,568	67,62,787					Do.
1951-52	21,00,54,130		2,57,58,248	@ 14%	40,69,323	10,05,160	68,51,335					Do.
1952-53	21,99,08,994		3,22,51,699	@ 17%	41,08,243	11,31,060	69,92,348					Do.
1953-54	23,43,85,349		3,45,17,803	@ 17%	41,37,987	10,90,664	72,96,373					Do.
1954-55	24,98,47,735		3,47,17,755	@ 17%	40,89,102	10,81,128	74,56,026					Do.
1955-56	25,70,61,126		3,81,49,844	@ 17%	41,77,754	10,43,806	88,11,375					Do.
1956-57	25,74,42,662		3,87,62,716	@ 17%	44,69,345	12,36,377	91,34,942					Do.
1957-58	26,64,32,986		4,10,61,749	@ 17%	45,42,764	12,91,292	90,69,545					Do.
1958-59	27,77,90,591		4,01,61,279	@ 15%	46,76,066	12,61,138	91,76,288					Do.
1959-60	28,92,71,848		4,59,95,178	@ 15%	51,21,555	14,02,285	1,06,53,008					Do.
1960-61	30,60,45,289		5,33,13,144	@ 19%	57,32,615	13,06,832	1,23,22,740					Do.

* Abolished with effect from 1-4-1934.
† As per S. C. R. No. 645, dated the 3rd October 1935

Expenditure of the Bombay Municipal Corporation

Year.	General Superintendence.	Assessment and Collection.	Fire Brigade.	Public Works (Engineering) Department.	Public Health Department.	General Stores.	Pensions and Grativities and Provident Fund.	Education.	Medical Relief.	Debt.	Contribution to Budget 'D'	Contribution to Budget 'F'.
	Rs.	Rs.	Rs.	Rs.	Rs.	Rs.	Rs.	Rs.	Rs.	Rs.	Rs.	Rs.
1932-33	3,85,083	4,66,482	3,02,499	55,88,550	31,25,898	62,292	8,16,812	32,45,592	17,13,017	1,33,53,226
1933-34	3,77,708	4,58,593	2,69,016	53,90,313	29,83,376	61,293	9,48,829	32,30,720	16,56,005	1,32,22,310
1934-35	3,12,069	4,53,999	2,94,402	50,68,619	29,08,983	62,330	9,85,621	32,02,997	16,48,684	1,25,93,943
1935-36	4,57,885	6,21,859	3,31,127	51,72,046	28,31,750	75,535	10,01,238	32,11,219	16,85,887	1,2,43,455
1936-37	4,73,635	6,35,879	3,56,413	53,03,448	28,66,924	76,752	10,58,470	33,86,264	17,96,734	1,19,45,222
1937-38	4,71,811	6,28,592	4,16,289	58,01,823	29,68,240	73,772	9,34,532	35,05,561	19,15,745	1,20,46,808
1938-39	5,23,131	6,58,051	3,40,593	59,84,010	29,85,995	74,450	11,70,589	36,44,231	19,51,873	1,21,88,098
1939-40	5,03,569	6,71,512	3,45,411	61,16,547	31,69,113	75,741	12,08,364	38,33,790	20,72,534	1,23,36,073
1940-41	5,17,249	7,50,916	3,36,242	63,91,043	32,92,424	73,870	12,47,477	41,76,076	21,11,929	1,24,94,111
1941-42	5,11,192	7,62,592	3,39,989	62,17,370	31,75,222	75,905	12,73,507	41,55,226	19,34,992	1,26,83,919
1942-43	5,29,154	7,71,691	3,30,152	60,10,818	32,21,516	76,290	12,74,070	42,41,771	20,62,631	1,25,66,415
1943-44	5,61,389	7,84,471	3,39,551	63,23,562	35,01,906	76,435	13,19,918	47,57,820	23,58,896	1,24,57,713
1944-45	5,79,837	7,88,907	3,47,768	69,55,431	35,55,521	83,096	13,58,305	53,85,510	24,14,403	1,24,88,638
1945-46	5,58,655	8,06,728	3,96,054	77,91,051	37,34,719	84,367	14,77,878	61,20,008	28,34,880	1,24,41,110
1946-47	7,72,645	8,81,317	5,38,505	78,41,842	50,26,744	1,03,181	18,43,104	70,60,722	27,40,313	1,23,57,002
1947-48	10,16,124	11,45,857	6,43,478	86,18,307	61,66,675	1,16,263	21,56,182	85,33,534	36,65,010	1,26,83,239
1948-49	10,95,735	12,54,892	8,85,966	1,28,97,027	69,45,720	1,25,330	21,99,272	99,67,434	48,01,853	1,31,19,033
1949-50	13,12,774	13,16,860	7,10,044	1,12,54,092	73,64,702	1,29,606	21,44,468	97,69,199	54,94,644	1,31,81,895
1950-51	13,67,713	12,97,943	7,42,700	1,23,13,134	79,44,516	1,38,794	23,26,943	1,02,85,106	63,36,012	1,39,45,162
1951-52	13,88,149	13,03,440	7,72,330	1,21,61,117	73,42,667	1,37,804	24,36,332	1,13,69,469	71,09,191	1,57,26,528	10,00,74	...
1952-53	14,90,681	13,78,895	7,82,425	87,05,404	1,11,48,484	1,39,425	23,39,377	90,35,823	78,65,585	1,88,48,872	12,96,071	...
1953-54	15,40,664	12,95,436	9,58,763	89,88,668	1,18,91,705	1,53,685	24,86,785	1,03,01,869	74,98,75	2,09,54,663	13,14,495	...
1954-55	15,34,067	13,25,447	8,67,343	92,46,554	1,18,50,858	1,61,900	27,48,996	1,09,57,542	80,30,490	2,14,72,336	13,71,000	...
1955-56	16,32,595	13,70,851	8,81,733	97,10,707	1,36,77,947	1,74,068	24,76,153	1,16,69,478	79,11,101	2,29,14,514	14,08,166	...
1956-57	17,20,090	12,85,012	8,81,528	93,12,430	1,27,50,662	1,77,375	29,54,102	1,21,37,857	91,53,056	2,63,65,234	16,87,867	...
1957-58	17,64,326	13,67,325	8,83,359	1,43,86,915	1,44,83,819	1,92,080	30,25,613	1,21,38,244	93,75,013	2,72,24,997	17,60,440	4,40,110
1958-59	22,81,832	18,35,176	11,58,928	1,63,65,781	2,07,15,438	2,91,878	29,07,609	1,43,53,212	1,35,91,222	2,85,15,943	17,37,063	4,51,266
1959-60	27,01,918	20,08,996	12,21,264	1,69,42,780	2,82,02,105	2,46,175	32,47,069	1,39,34,656	1,57,67,451	3,02,02,629	17,10,807	4,5,207
1960-61	31,80,481	22,25,916	14,40,036	1,71,97,708	2,29,94,381	3,20,451	36,13,712	1,44,86,817	1,78,0,446	3,40,73,889	14,65,941	6,89,854

* This comprises of contribution to wards Education Fund Rs. 1,22,45,469 and Expenditure on Secondary and higher Education Rs. 22,41,348.

No. 18.

1932-33 to the close of the Financial year 1960-61.

Fire Tax.	SERVICES RENDERED.				Returns from Property and Miscellaneous	Transfer from B.E.S.T. Fund.	Transfer from Post war reconstruction Fund	Total Income	Year.	Population by Census.	Incidence of Taxation per head of population.	Five year averages annual income.
	Total Taxation Proper.	Halal-khore Tax.	Water Tax.	Total services rendered.								
Rs.	Rs.	Rs.	Rs.	Rs.	Rs.	Rs.	Rs.	Rs.	Rs. a. p.	Rs.		
5,48,757	1,62,83,794	30,78,239	63,86,907	94,65,146	42,53,441			3,00,02,381	1932-33	1,161,383	22 2 9	3,15,57,228
5,56,824	1,67,16,181	30,88,965	62,98,417	93,87,382	53,12,408			3,14,15,971	1933-34		22 7 7	
5,58,891	1,71,50,342	31,48,555	63,27,589	94,76,144	53,06,620			3,19,33,106	1934-35		22 14 10	
5,37,641	1,66,72,020	30,08,828	67,05,265	97,14,093	59,90,340			3,23,76,453	1935-36		22 11 6	
5,68,933	1,64,39,414	32,10,543	70,15,634	1,02,26,177	53,92,638			3,20,58,229	1936-37		22 15 4	
5,72,309	1,66,35,885	33,39,105	75,14,123	1,68,53,228	55,27,305			3,30,16,418	1937-38		23 10 8	
6,18,808	1,76,59,688	36,26,492	77,83,976	1,14,10,468	56,97,119			3,47,67,275	1938-39		25 0 6	
6,12,659	1,69,51,051	36,93,912	80,70,695	1,17,64,607	59,40,443			3,46,56,101	1939-40		24 11 7	
6,46,399	1,75,18,353	37,82,518	82,25,310	1,20,07,828	61,05,584			3,56,31,765	1940-41	1,489,883	19 13 2	
6,33,068	1,81,04,995	37,55,679	86,29,048	1,23,84,727	62,76,481			3,67,66,203	1941-42		20 7 5	
6,67,934	1,89,92,833	38,74,536	91,31,751	1,30,06,287	69,02,821			3,89,01,941	1942-43		21 7 8	
6,97,400	1,95,45,526	41,21,425	1,00,15,685	1,41,37,110	67,40,897			4,03,98,533	1943-44		22 9 9	
7,24,083	2,06,29,494	43,02,628	1,10,25,653	1,53,28,281	70,19,841			4,29,77,616	1944-45		24 2 2	
7,68,451	2,33,76,203	46,58,271	1,26,78,923	1,73,37,194	80,24,055			4,87,37,452	1945-46		27 5 3	
7,69,020	2,60,03,715	48,03,155	1,47,74,520	1,95,77,675	81,00,024			5,36,81,414	1946-47		30 9 6	
8,45,384	3,55,32,667*	48,54,811	1,34,81,288	1,83,35,099	1,23,00,476		8,36,638	6,70,05,880	1947-48		36 2 6	
12,31,631	3,45,81'626	59,63,233	1,32,65,684	1,83,28,917	1,50,87,663	5,00,000.	28,88,151	7,13,86,357	1948-49		35 8 1	
13,32,735	3,74,02,984	55,75,898	1,41,06,712	1,96,82,610	1,03,43,435	10,83,535	19,69,564	7,04,82,128	1949-50		38 5 1	
14,11,578	3,92,72,406	50,55,599	1,34,20,811	1,84,76,410	1,23,40,799	11,18,325	7,75,700	7,19,83,640	1950-51	23,25,945	24 13 3	
14,96,233	3,91,80,299	58,12,908	1,60,59,149	2,18,72,057	1,27,92,801	25,75,611	7,29,946	7,71,50,714	1951-52		26 6 2	
14,86,108	4,59,69,458	61,20,440	1,75,90,901	2,37,11,341	1,20,25,294	8,45,81,775	1952-53		30 4 1	
15,45,199	4,85,88,026	62,75,274	1,80,65,142	2,43,40,416	1,17,75,509	8,78,14,865	1953-54		31 8 10	
15,43,237	4,88,87,248	64,56,217	1,93,97,892	2,55,54,109	1,40,17,924	9,18,99,105	1954-55		32 2 11	
61,87,488	5,38,73,266	70,19,589	2,19,79,117	2,89,98,706	1,36,05,309	10,02,28,952	1955-56	23,29,020	37 3 5	
16,10,644	5,53,14,024	72,46,052	2,35,65,451	3,08,11,503	1,46,61,376	10,48,07,013	1956-57		Rs. n.p.	
18,13,946	5,77,79,236	73,79,744	2,53,22,808	3,27,02,552	1,50,56,142	10,95,74,478	1957-58		39 19	
17,79,054	5,70,53,825	81,57,778	2,47,73,832	3,29,31,610	1,69,19,335	11,09,35,626	1958-59		38 88	
18,47,036	6,49,19,622	87,55,141	3,04,22,581	3,91,77,722	1,88,40,437	12,69,48,063	1959-60		44 97	
20,56,095	7,47,31,426	1,05,68,872	3,56,85,344	4,62,54,216	1,94,23,881	14,23,42,848	1960-61	27,69,133	43 93	

No. 19.

from the year 1932-33 to the close of the financial year 1960-61.

Contribution to Fines fund.	Contribution to Improvements Schemes.	Public Gardens.	Measures for Civil Defence.	Dearness Allowances.	Epidemics including disinfection charges.	Slum Service.	Works Carried out of Post War Reconstruction Fund.	Miscellaneous.	Total	Year.	Five Year Average annual expenditure
Rs.	Rs.	Rs.	Rs.	Rs.	Rs.	Rs.	Rs.	Rs.	Rs.	Rs.	Rs.
23,52,242	1,57,884				65,982			5,33,558	3,21,69,117	1932-33	3,19,13,361
(a) 32,84,740	1,57,141				67,796			4,43,796	3,25,51,599	1933-34	
33,39,680	1,45,748				69,968			5,32,016	3,16,19,059	1934-35	
33,42,690	1,34,179				69,050			2,15,609	3,12,97,539	1935-36	
32,22,391	1,35,584				64,436	4,14,500		1,92,837	3,19,29,489	1936-37	
34,40,225	1,35,807				71,497			3,36,482	3,27,48,184	1937-38	
34,29,454	1,56,149				73,545			3,04,181	3,34,84,350	1938-39	
37,11,006	1,76,458			57,522	89,031			3,77,367	3,47,44,038	1939-40	
35,73,077	1,78,329			2,98,560	73,624			4,03,477	3,59,18,406	1940-41	
36,88,945	1,65,322			3,08,010	74,621			5,54,709	3,59,21,521	1941-42	
(b) 24,69,485	1,67,090	11,55,548		9,72,830	62,514			5,53,473	3,64,65,448	1942-43	
(b) 26,26,997	1,95,468	3,81,622		24,45,180	99,097			8,66,424	3,90,96,449	1943-44	
27,26,785	2,33,365	69,936		34,60,430	94,086			7,53,269	4,12,95,287	1944-45	
28,36,497	2,29,733	1,43,407		42,86,690	92,223			54,79,001	4,93,13,002	1945-46	
9,99,589	2,50,306	Cr. 23,189		57,43,782	97,661			29,58,806	5,11,92,330	1946-47	
29,96,319	2,86,817	69,079		66,91,158	1,50,771			13,05,858	5,66,12,674	1947-48	
31,71,923	3,80,474	...		96,31,083	2,83,234		3,69,003	16,86,538	6,88,79,228	1948-49	
32,91,464	4,34,262	...		1,08,87,908	3,32,234		4,33,714	14,40,408	7,10,22,278	1949-50	
34,63,721	4,68,788	...		1,12,58,978	4,47,034		19,57,718	14,05,858	7,4,83,735	1950-51	
36,28,232	4,99,873	...		1,10,21,951	4,59,660		10,90,323	14,05,858	7,4,83,735	1950-51	
35,83,626	5,37,053	...		1,16,76,644	3,83,795	5,04,689	24,18,493	1,792,79,925	8,22,85,651	1951-52	
36,99,386	5,90,432	...		1,15,47,541	7,09,299	2,97,973	28,09,525	8,22,85,651	8,22,85,651	1952-53	
39,62,054	5,56,801	...		1,13,96,838	7,33,433	2,520	20,72,202	8,60,06,843	8,60,06,843	1953-54	
39,83,977	5,63,333	...		1,19,96,855	7,45,382	...	19,52,738	8,83,68,562	8,83,68,562	1954-55	
43,75,179	5,49,972	...		1,21,37,388	7,74,425	...	24,89,013	9,31,17,884	9,31,17,884	1955-56	
44,52,855	5,72,127	...		1,24,89,414	8,33,297	...	29,33,049	9,92,07,147	9,92,07,147	1956-57	
46,04,236	8,55,521	26,59,123	10,72,54,063	10,72,54,063	1957-58	
47,41,009	9,32,770	13,83,462	11,23,28,001	11,23,28,001	1958-59	
86,886	47,27,647	10,13,645	13,18,993	...	10,77,679	11,75,55,112	11,75,55,112	1959-60	
			17,75,558	12,83,26,371	12,83,26,371	1960-61	

* D. A. included under Establishment charges as per S.C.R. No. 1870/7-11-58 C.R. No. 1714/9-3-59.

(a) Include Rs. 10,94,913 on account of increased contribution payable towards Improvement Schemes due to the amalgamation of the City Improvement Trust with the Municipality with effect from 1-10-1938 under Bombay Act XIII of 1933.

(b) The contribution is reduced by Bombay Act No. XVI of 1942

Appendix No. 20.

*Contrasted Statement of income and Expenditure of the Bombay Municipal Corporation
from 1932-33 to 1960-61.*

Year.	Income.	Expenditure.	DIFFERENCE	
			Surplus	Deficit.
	Rs.	Rs.	Rs.	Rs.
1932-1933	3,00,02,381	3,21,69,117	...	21,66,735
1933-1934	3,14,15,971	3,25,51,599	...	11,35,628
1934-1935	3,19,33,106	3,16,19,059	3,14,047	...
1935-1936	3,23,76,453	3,12,97,539	10,78,914	...
1936-1937	3,20,58,229	3,19,29,489	1,28,740	...
1937-1938	3,30,16,418	3,27,48,184	2,68,234	...
1938-1939	3,47,67,275	3,34,84,350	12,82,925	...
1939-1940	3,46,56,101	3,47,44,038	...	87,937
1940-1941	3,56,31,765	3,59,18,406	...	86,641
1941-1942	3,67,66,203	3,59,21,521	8,44,682	...
1942-1943	3,89,01,941	3,64,65,448	24,36,493	...
1943-1944	4,03,98,533	3,90,96,449	13,02,084	...
1944-1945	4,29,77,616	4,12,95,287	16,82,329	...
1945-1946	4,87,37,452	4,93,13,002	...	5,75,550
1946-1947	5,36,81,414	5,11,92,330	24,89,084	...
1947-1948	† 6,70,05,880	†† 5,66,12,674	1,03,93,206	...
1948-1949	(a) 7,13,86,357	(b) 6,88,79,228	25,07,129	...
1949-1950	(c) 7,04,82,128	(d) 7,10,22,278	...	5,40,150
1950-1951	(e) 7,19,83,640	(f) 7,48,32,735	...	28,49,095
1951-1952	(g) 7,71,50,714	(h) 7,92,79,925	...	21,29,211
1952-1953	8,45,81,775	(i) 8,22,85,661	22,96,114	...
1953-1954	8,78,14,865	(j) 8,60,06,843	18,08,023	...
1954-1955	9,18,99,105	8,82,68,562	36,30,543	...
1955-1956	10,02,28,952	9,31,17,884	71,11,068	...
1956-1957	10,48,07,013	9,92,07,147	55,99,866	...
1957-1958	10,95,74,478	10,72,54,063	23,20,415	...
1958-1959	11,09,35,626	11,23,28,001	...	13,92,375
1959-1960	12,69,48,063	11,75,56,112	93,91,951	...
1960-1961	14,23,42,848	12,88,26,371	1,35,16,477	...

† Includes (i) Transfer from P. W. R. Fund Rs. 8,36,638

(ii) Grant-in-aid from Government Rs. 30,00,000

†† Includes expenditure of Rs. 3,69,003 incurred on works carried out of P. W. R. Fund.

(a) Includes (i) Transfer from P. W. R. Fund Rs. 28,88,151

(ii) Grant-in-aid from Government Rs. 50,00,000

(b) Includes expenditure of Rs. 4,33,714 incurred on works carried out of P. W. R. Fund.

(c) Includes (i) Transfer from P. W. R. Fund Rs. 19,69,564.

(d) Includes expenditure of Rs. 19,57,718 incurred on works carried out of P. W. R. Fund.

(e) Includes Transfer from P. W. R. Fund Rs. 7,75,700.

(f) Includes expenditure of Rs. 10,90,323 on works carried out of the amount transferred out of the P. W. R. Fund.

(g) Includes transfer from P. W. R. Fund Rs. 7,29,946.

(h) Includes expenditure of Rs. 5,04,689, on works carried out of the amount transferred out of the P. W. R. Fund.

(i) Includes expenditure of Rs. 2,97,973, on works carried out of the amount transferred out of P. W. R. Fund.

(j) " " " 2,520 Do.

Appendix No. 21
IMPROVEMENT SCHEMES
General Financial Statistics

Particulars.	1956-57.	1957-58.	1958-59.	1959-60.	1960-61.
GENERAL ACCOUNT.	Rs.	Rs.	Rs.	Rs.	Rs.
<i>Receipts.</i>					
1. Land Revenue ...	68,68,254	67,23,578	67,22,086	69,78,058	78,18,839
2. Municipal contribution ...	43,75,171	44,52,856	46,04,236	47,44,009	47,27,647
3. Grant in-aid from Government ...	5,00,000	14,56,456	7,55,669	7,64,138	5,10,978
4. Miscellaneous ...	5,02,702	4,64,856	3,24,277	2,64,532	1,93,655
	1,22,46,127	1,30,97,746	1,24,06,268	1,27,50,737	1,32,51,119
<i>Expenditure.</i>					
5. Maintenance of Properties and Streets ...	51,83,646	47,84,527	48,22,918	49,15,645	55,72,476
6. Debt Charges ...	75,18,937	76,12,432	75,91,819	75,81,932	76,80,809
	1,27,02,583	1,23,96,959	1,24,14,737	1,24,97,577	1,32,53,285
8. Surplus (+) or Deficits (—) ...	—4,56,456	+7,00,787	—8,469	+2,53,160	—2,166
<i>Loans.</i>					
9. Debt outstanding ...	15,06,53,771	14,79,89,206	14,68,95,030	14,60,27,803	15,21,31,051
10. Redemption and Sinking Funds in hand or invested ...	6,11,49,259	6,28,30,609	6,60,53,565	6,46,01,642	6,82,56,332
11. Net Loan Debt ...	8,95,04,512	8,51,58,597	8,08,41,465	8,14,26,161	8,38,74,719

Appendix No. 22
IMPROVEMENT SCHEMES
General Account for the year ending 31st March 1961

Particulars.	Amount.	Particulars.	Amount.
	Rs.		Rs.
To Revenue expenditure as per Appendix No. 24 ...	1,32,53,285	By Revenue Receipts as per Appendix No. 23 ...	1,32,51,119
		Balance being Deficit for the year Transferred to Capital Account Balance Sheet) ...	21,66
Total ...	1,32,53,285	Total ...	1,32,53,285

APPENDIX No. 22A

Improvement Scheme A/c. Slum Clearance A/c. City (General A/c.) for the year ending 31st March 1961.

Particulars.	Amount.	Particulars.	Amount.
	Rs.		Rs.
To Revenue Expenditure ...	6,55,853	By Revenue Receipts under	
		(i) Rent and other proceeds of properties ...	3,34,864
		(ii) Interest and Profits on investments ...	53,882
		(iii) Miscellaneous Receipts ...	300
			3,89,046
		Balance being deficit transferred to capital A/c Balance Sheet ...	2,66,807
	6,55,853	Total ...	6,55,853

APPENDIX No. 22 B

Improvement Schemes Account Slum Clearance Account Suburbs (General Account) for the year ending 31st March 1961.

Particulars.	Amount.	Particulars.	Amount.
	Rs.		Rs.
To Revenue Expenditure ...	Nil.	By Revenue receipts as	
Balance being surplus for the year transferred to Capital Account Balance Sheet	8,60,034	(i) Under contribution from Budget 'D' ...	7,80,500
	8,60,034	(ii) Under interest & profits on investments ...	79,534
		Total ...	8,60,034

Appendix No. 23
IMPROVEMENT SCHEMES
GENERAL ACCOUNT
INCOME

Statement showing the Net Receipts during the Financial year 1960-61 from all sources as contrasted with the Original Budget Estimate.

Particulars.	Budget Estimate for 1960-61.	Revised Estimate for 1960-61.	Actuals for 1960-61.	Actuals for 1959-60.	Compared with the Original Estimate	
					More.	Less
1	2	3	4	5	6	7
	Rs.	Rs.	Rs.	Rs.	Rs.	Rs.
I.—RENTS AND OTHER PROCEEDS OF PROPERTIES—						
(1) Lands comprised in Schedule W	5,98,470	6,09,700	6,20,184	6,35,406	21,714	...
(2) Do. do. X	1,31,850	1,31,900	1,45,410	1,24,144	13,560	...
(3) Do. do. Y	1,06,971	1,07,201	1,02,208	1,09,174	...	4,763
(4) Do. do. Z	204	294	294	294	90	...
(5) Other Lands and Buildings	64,29,212	64,96,452	69,50,743	61,09,040	5,21,531	...
	72,66,707	73,45,547	78,18,839	69,78,058	5,56,895	4,763
II.—Contribution from the Municipal Corporation under Section 125(2)(d) of the Municipal Act	48,08,288	47,27,647	47,27,647	47,44,009	...	80,641
III.—Grant in aid for meeting the deficit in the General Account	10,00,000	5,10,978	5,10,978	7,64,138	...	4,89,022
IV.—Interest and Profit on Investments	2,00,000	2,00,000	1,38,769	1,94,846	...	61,231
V.—Miscellaneous Receipts	19,300	60,000	54,886	69,686	35,586	...
Total Income	1,32,94,295	1,28,44,172	1,32,51,119	1,27,50,737	5,92,481	6,35,657

Appendix No. 24
IMPROVEMENT SCHEMES
GENERAL ACCOUNT
EXPENDITURE

Statement showing the Actuals as compared with the Final Sanctioned Grants for 1960-61.

Particulars.	Final grants sanctioned for expenditure during 1960-61.	Actuals for 1960-61.	FINAL GRANTS COMPARED WITH THE ACTUALS		Actuals for 1959-60.
			Amount required to be renewed in 1960-61.	Savings.	
1	2	3	4	5	6
A.—Maintenance of Properties and Streets.	Rs.	Rs.	Rs.	Rs.	Rs.
(a) Maintenance of Properties—					
I—Lands comprised in Schedule W	1,90,753	1,57,462	10,450	22,841	1,51,960
II—Do. do. X	40,983	39,145	200	1,638	32,838
III—Do. do. Y	29,868	25,160	...	4,708	25,917
IV—Do. do. Z	66	66	59
V—Other Lands and Buildings—					
(1) Schemes	34,85,685	21,77,656	7,74,948	5,33,081	20,10,208
(2) Chawls Permanent	43,18,720	22,29,212	13,31,089	7,58,419	17,89,300
(3) S. P. Sheds	11,76,592	6,32,268	3,55,741	1,88,583	5,89,824
(4) Dormitory	80,369	36,410	24,450	19,509	22,766
VI—Preliminary expenses in connection with the preparation of plans & Estimates for building works	1,200	...	1,000	200	9
VII—Preliminary expenses (trial pits) in connection with the preparation of plans and estimates for construction works other than buildings, sewers, and S. W. Drains, etc.	2,100	35	1,000	1,065	...
(b) Maintenance of Streets	8,20,050	1,98,644	4,00,863	2,20,543	1,82,544
(c) Provident Pension etc charges.	1,44,000	76,418	...	67,582	1,10,220
Total A.	1,02,90,386	55,72,476	28,99,741	18,18,169	49,15,645
		††	† 2,68,891	-2,68,891	...
B.—Cost of Management and Establishment.					
(a) Corporation and Standing Committee	41,930	26,673	11,100	4,157	27,318
(b) Deputy Municipal Commissioner's Office Establishment	59,867	44,705	1,493	13,669	44,710
(c) Audit and Accounts Establishment	1,14,987	99,642	4,605	10,740	85,183
(d) Estates and Land Management Department	10,46,129	8,79,050	1,03,500	63,579	7,69,832
(e) City Engineer's Department	7,78,899	5,47,567	71,994	1,59,338	5,03,381
(f) General Stores	6,493	6,151	260	82	5,707
(g) Incidental Expenses	1,99,519	1,34,757	45,939	18,823	1,26,081
Total B.	22,47,824	17,38,545	2,38,891	2,70,388	15,62,212
C.—Proportionate charge on account of Municipal Supervision	7,89,534	5,42,106	30,000	2,17,428	4,52,925
Total B and C	30,37,358	22,80,651	2,68,891	4,87,816	20,15,137
Deduct—					
Charged to Capital Account	12,58,107	17,47,971	5,15,356
Charged to General Account for the current year	17,79,251	5,32,680	14,99,781
	30,37,358	22,80,651	20,15,137
D.—Debt Charges.					
I.—Interest on Loans	63,27,210	59,43,953	1,61,776	2,21,481	59,97,592
II.—Appropriation for reduction or avoidance of Debt	16,91,443	16,66,610	...	24,833	15,34,056
III.—Discount and other Charges	2,52,060	70,246	5,000	1,76,754	50,284
Total D.	82,70,653	76,80,809	1,66,776	4,23,068	75,81,932
Grand Total	1,85,61,039	1,32,53,285	33,35,408	19,72,346	1,24,97,577

* Rs. 2,68,891 represent expenditure on account of cost of Management and Establishment including Municipal Supervision to be allocated at the end of the year.

†† This includes Rs. 17,47,953 being the share of cost of Management and Establishment chargeable to General Account Rs. 18 are provisionally debited to Sundries Advances, miscel. advances for want of balance under A—Maintenance.

Appendix No. 25
IMPROVEMENT SCHEMES
Balance Sheet—(Capital Account) as on 31st March 1961

LIABILITIES	Rs. nP.	ASSETS	Rs. nP.
LOANS OUTSTANDING—		BLOCK ACCOUNT—	
(Vide details as shown in Appendix No. 29) ...	15,21,31,050-89	Property and Assets at original cost as per Appendix No. 26 ...	23,83,20,722 06
Book value of lands comprised in Schedules "W" and "X" ...	47,58,490 00	Book value of lands comprised in Schedules "W" and "X" as per Appendix No. 27 (Section 91A of the Municipal Act) ...	47,58,490 00
SURPLUS—		Face Value	Actual cost.
Extraordinary receipts—	Rs. nP.	Rs.	Rs. nP.
Investment Reserve Fund	71,95,417 13	INVESTMENT RESERVE FUND—**	
Amenities Fund	2,34,825 89	In Securities:—	88,700 88,881 66
Rent Equalisation Fund	7,05,003 07	In Cash and fixed deposits	71,06,535 47
Transfer of Sinking Fund Accumulations in respect of Rs. 370 lakhs loan	25,07,830 00	Amenities Fund**	
Special grants from the Government of India	54,00,000 00	In Securities	57,200 57,690 44
Premia on loan raised in 1935-36	30,000 00	In Cash and fixed deposits	1,77,135 45
Grant-in-Aid from Government of Bombay for part expenditure of Acquisition of Land	5,00,000 00	Rent Equalisation Fund**	
Sale proceeds of Lands and Buildings—	Rs. nP.	In Securities	12,300 12,316 00
Sale proceeds up to 31st March 1960	7,46,72,131 18	In Cash	6,92,687 07
Sale proceeds during 1960-61	8,39,509 44	SINKING FUND—	
	7,55,11,640 62	As per Appendix No. 28	
Sinking Fund on Loans	6,82,56,332 27	In Securities and Cash	6,82,56,332 27
Loans Redemption Fund	2,83,79,438 17	CAPITAL FUNDS—	
	18,87,20,487 15	In Securities:—	Face Value
<i>educt—</i>			Rate %
Revenue Deficits—	Rs. nP.		Actual cost.
Deficits upto 31st March 1960	2,05,83,144 08	Rs.	Rs. nP.
Deficit during 1960-61	2,166 53	3½% Bombay Municipal Debentures	1,73,900 Par 173,900 00
	2,05,85,310 61	3 per cent. Bombay Municipal Debentures	29,500 Par 29,500 00
		4% Do. Do.	5,300 Par 5,300 00
		4½% per cent. Bombay Municipal Debentures (Budgets A & B)	47,53,100 Par 47,53,100 00
		3 per cent. Conversion Loan 1946	200 Par 200 00
		Do.	6,800 100-94 6,863 75
		Do.	700 101-00 707 00
			49,69,500 49,69,569 40 ††
	16,81,35,176-54	In Cash fixed and call deposits	5,84,357 61
Total Rs. ...	32,50,24,717-43	Total Rs. ...	32,50,24,717 45

* For Face, Book and Market Values of Securities held in the Sinking Funds on 31st March 1961, please see Appendix No. 30.

† Against this, there is a liability to the extent of Rs. 33,35,408 on account of outstanding charges for 1960-61 and previous years payable in the year 1961-62.

** For Face, Book and Market Values of Securities held in these Funds on 31st March 1961, please see Appendix No. 16.

†† Difference due to conversion.

Appendix No. 25. A
IMPROVEMENTS SCHEMES
 Slum Clearance City.

Balance Sheet Capital Account as on 31st March 1961.

LIABILITIES.	Rs.	nP.	ASSETS.	Rs.	nP.
LOANS OUTSTANDING—			BLOCK ACCOUNT		
(Vide details as shown in Appendix No. 29A)	99,17,000.00		Property and Assets at original cost as per Appendix No. 26A	1,03,28,762.91	
Subsidy from Govt. ...	21,06,000.00		Sinking Fund as per Appendix No. 28A	3,78,370.27	
Sale proceeds up to 31st March 61 ...	970.00		CAPITAL FUNDS—		
Sinking Fund on Loans	3,78,370.27		In Securities. Face Value Rate. Actual Cost.		
<i>Deduct—</i>			Rs. Rs. nP.		
Deficit upto 31st March 1960	3,53,495.22		4 per cent. Municipal Debentures ... 76,300 Par 76,300.00		
<i>Add—</i> Deficit during 1960-61	2,66,807.38		3 per cent. Municipal Debenture ... 1,14,300 Par 1,14,300.00		
			3½ Per cent. Municipal Debenture ... 28,700 Par 28,700.00		
	6,20,302.60		In Cash call and fixed deposits ... 8,55,604.49	10,74,904.49	
Total Rs. ...	1,17,82,037.67		Total Rs. ...	1,17,82,037.67	

Appendix No. 25 B.
IMPROVEMENTS SCHEMES
 Slum Clearance Suburbs.

Balance sheet Capital Account as on 31st March 1961.

LIABILITIES.	Rs.	nP.	ASSETS.	Rs.	nP.
Surplus transferred from General A/c. (Inclusive of contribution from Budget D)	23,14,273.09		Block Account Property and Assets at original cost	19,54,379.39	
<i>Add—</i> Surplus during 1960-61	8,60,034.35		CAPITAL FUND—		
Loans outstanding	5,84,000.00		In securities—		
Subsidy from Govt	1,29,600.00		Face Value Rate Actual Cost		
			Rs. Rs. nP. Rs. nP.		
			3% Conversion Loan 1946 ... 1,48,600 101.00 1,50,086.00		
			In Cash and fixed deposits ... 17,83,442.05	19,33,528.05	
Total Rs. ...	8,87,907.44		Total Rs. ...	38,87,907.44	

Appendix No. 26
IMPROVEMENT SCHEMES

Block account showing details of Capital Expenditure upto 31st March 1961.

Particulars.	Total Capital Expenditure upto 31st March 1960.	Expenditure during 1960-61.	Total Capital Expenditure upto 31st March 1961.	Particulars.	Total Capital Expenditure upto 31st March 1960.	Expenditure during 1960-61.	Total Capital Expenditure upto 31st March 1961.
	Rs.		Rs.		Rs.		Rs.
CAPITAL ACCOUNT.				Brought over ...			
Improvement and Street Schemes—				Police Accommodation Schemes.			
Schedule W Lands ...	13,45,571	...	13,45,571	Scheme No. 14 First Nagpada ...	84,450	...	84,450
Schedule X Lands ...	16,26,471	...	16,26,471	16 Wodehouse Road ...	3,22,667	...	3,22,667
Schedule Z Lands ...	8	...	8	17 Duncan Road ...	58,981	...	58,981
Scheme No. 1 First Nagpada ...	29,16,099	...	29,16,099	18 Shepherd Road ...	36,223	...	36,223
2 Princess Street ...	85,08,865	...	85,08,865	19 Agripada ...	1,79,120	...	1,79,120
3 Sandhurst Road ...	1,16,02,375	...	1,16,02,375	23 Connaught Road ...	79,495	...	79,495
4 Gamdevi ...	22,88,002	...	22,88,002	24 Princess Street ...	2,65,953	...	2,65,953
5 Dadar-Matunga ...	1,00,53,122	262	1,00,53,384	25 Gamdevi ...	1,29,407	...	1,29,407
6 Sion-Matunga ...	1,45,28,087	4,98,089	1,50,26,176	34 Lamington Road ...	4,61,024	...	4,61,024
7 Colaba Reclamation ...	4,78,538	...	4,78,538	35 Sandhurst Road West ...	1,46,104	...	1,46,104
8 Mandvi-Koliwada ...	26,52,501	...	26,52,501	39 Sandhurst Road East ...	7,58,893	...	7,58,893
11 Agripada ...	3,127	...	3,127	40 Byculla ...	8,28,411	...	8,28,411
13 Souter Street Extension—				44 Maharbaudi ...	2,71,434	...	2,71,434
East-wards ...	68,102	...	68,102	45 Palton Road ...	5,71,492	...	5,71,492
27 Mathew Road ...	14,11,129	...	14,11,129	46 Naigaum ...	5,69,142	...	5,69,142
29 Nowroji Hill ...	86,57,482	...	86,57,482	48 Mahim ...	4,53,032	...	4,53,032
30 Souter Street Extension—				55 Chinchbunder Road ...	4,32,656	...	4,32,656
West-wards ...	1,30,512	...	1,30,512	55A Mazagaon ...	4,53,560	...	4,53,560
31 Parel supari baug Estate ...	91,41,980	370	91,42,350	63 King's Circle (Matunga) ...	4,82,185	...	4,82,185
32 East Agripada ...	50,59,050	...	50,59,050	67 Naigaum (for Armed Police and Recruits) ...	24,42,031	...	24,42,031
33 Bhatwadi ...	3,28,433	...	3,28,433	70 Arthur Road ...	1,58,357	...	1,58,357
36 Lamington Road ...	2,91,191	...	2,91,191				
37 Sydenham Road ...	1,40,51,180	...	1,40,51,180	Mill Company's Chawl Schemes.			
41 Undria Street ...	5,72,800	...	5,72,800	Scheme No. 42 Spring Mills ...	5,18,990	...	5,18,990
43 Parel Road Central ...	38,97,348	...	38,97,348	51 Century Mills ...	1,29,980	...	1,29,980
47 Parel Road Northern ...	52,96,220	...	52,96,220	65 David Mills ...	2,96,852	...	2,96,852
49 Nepean Sea Road—Reclamation	3,053	...	3,053				
50 Mazagaon Street ...	32,89,691	...	32,89,691		9,45,822	...	9,45,822
52 Worli Street ...	2,51,00,446	2,141	2,51,02,587	Slum Clearance.			
53 Foras Road ...	36,82,009	...	36,82,009	Preliminary Expenses ...	22,481	...	22,481
54 Kolbhatwadi ...	21,79,254	...	21,79,254	Transit Camps for providing alternative housing accommodation to facilities Slum Clearance—			
55 Bellasis Road	18,000	18,000	(i) Construction of 244 tenements, etc. ...	2,58,843	...	2,58,843
56 Dharavi Street ...	1,16,14,339	15,411	1,16,29,750	(ii) Construction of 210 tenements, etc. ...	1,81,987	...	1,81,987
57 Sewri-Wadala ...	2,69,81,580	3,94,058	2,73,75,638				
58 Worli-Extension ...	90,68,878	2,61,265	93,30,143	Miscellaneous.			
59 Sewri-Koliwada ...	5,50,563	...	5,50,563	Survey of the Island of Bombay... Administrative Offices, etc.—	1,06,046	...	1,06,046
60 Naigaum Street ...	76,04,597	...	76,04,597	Building on Esplanade Road near Queen's Statue ...	3,21,562	...	3,21,562
61 Fergusson Road ...	15,68,030	...	15,68,030	Engineer's Office at Matunga ...	1,38,468	...	1,38,468
62 Love Lane ...	16,18,731	...	16,18,731	Central Stores at the back of Frere Fletcher School ...	15,656	...	15,656
66 Mahaluxmi ...	4,86,705	...	4,86,705	Store yard at Agripada, etc. ...	83,801	...	83,801
69 Widening of Byculla Bridge... 71 Chaupati Street ...	7,20,290	...	7,20,290	Workshop for Motor Lorries at ...			
71 Chaupati Reclamation ...	24,085	...	24,085				
East Chaupati Estate ...	4,380	...	4,380	Agripada ...	90,368	...	90,368
Lump Provision for granting loans to erect buildings on Imp. Scheme lands as provided under Section 354W of the Municipal Act. ...	22,587	341	22,928	Tools and Plant ...	559	...	559
72 Tripartite Road ...	2,26,684	...	2,26,684	Refund of preliminary expenses to Government ...	38,019	...	38,019
73 Palton Road ...	10,37,499	...	10,37,499	Preliminary expenses in connection with the Improvement of slum areas ...	68,816	...	68,816
74 Sion Overbridge ...	92,457	...	92,457	Provision of a lift in the Improvement Trust Building at Napier Road near Queens Statue ...	12,267	...	12,267
Lump Provision for Acquisition for housing Accommodation for poorer Classes	23,73,694	23,73,694		8,75,562	...	8,75,562
Lump Provision for Acquisition in all Schemes ...	6,136	...	6,136	Discount on Loans ...	14,53,359	...	14,53,359
For Housing Accommodation to the Poorer Classes ...	1,00,16,717	26,52,756	1,26,69,473	Expenses in connection with the Loan of Rs. 10 lakhs ...	12,227	...	12,227
Housing of squatters on land Near Mankhurd Railway Station ...	8,38,300	...	8,38,300	Expenses in connection with the repayment of Rs. 25 Lakhs Loan ...	19,504	...	19,504
Housing of squatters on land near Jogeshwari ...	4,67,178	...	4,67,178	Expenses in connection with the loan raised in 57-58 ...	62,048	...	62,048
76 Lohar Chawl Gully ...	3,06,953	...	3,06,953	Repayment of Rs. 40 lakhs loan of 1919 ...	26,83,469	...	26,83,469
77 Housing Accommodation ...				Part payment of Rs. 25 Lakhs loan of 1926 ...	19,08,494	...	19,08,494
For Fishermen at Mahim causeway ...	27,181	...	27,181		61,39,101	...	61,39,101
Housing of Squatters-Acquisition ...	3,58,603	18,151	3,76,754				
Housing of Squatters at vikhroli ...	65	86	151				
Construction of Dormitories ...	6,92,736	...	6,92,736				
Acquisition of Land in survey No. 129, Hissal, Squatters Nos. 130-136 of Eksar Pahad for housing of dishoused tenants as well as displaced Industries in execution of its sanctioned Schemes ...	9,25,453	52,424	9,77,877				
Carried forward ...	21,44,25,262	62,87,048	22,07,12,310	Grand Total ...	23,20,33,675	*62,87,048	23,83,20,723

* This figure includes Rs. 5,32,680 being the share of cost of Management and Establishment chargeable to Capital Account

N. V. NAIK,
Chief Accountant.

M. G. PIMPUTKAR,
Municipal Commissioner.

APPENDIX No. 26A.

Improvement Schemes—Slum Clearance—City.

Block account showing details of Capital Expenditure upto 31st March 1961.

Particulars.	Total Capital Expenditure from 1st April 1956 upto 31st March 1960.	Expenditure during 1960-61.	Total Capital Expenditure upto 31st March 1961.
	Rs.	Rs.	Rs.
A.—Works to be carried out from Municipal Fund ...			
Acquisition of land within, adjoining or surrounded by clearance Areas for housing or other development works ...	4,01,530	5,77,866	9,79,396
Transit Camps for providing temporary alternative housing accommodation to facilitate Slum Clearance ...	5,02,627	12,540	5,15,167
Permanent Housing for Slum Population ...	10,24,136	14	10,24,150
Providing Sewerage arrangement in Kamathipura Area	1,06,500	22,242	1,28,742
Discount and other charges on the loan of Rs. 10 lakhs raised in 1956-57 ...	10,108	...	10,108
Discount and other charges on the loan of 20 lakhs raised in 1957-58 ...	45,160	...	45,160
Do. on the loan of Rs. 10 lakhs raised in 1958-59 ...	17,721	...	17,721
Miscellaneous expenses including Preliminary expenses (Staff and contingencies in connection with Slum Clearance) ...	2,70,078	75,961	3,46,039
Total A—Works to be carried out from Municipal Fund ...	23,77,860	6,88,623	30,66,483
B.—Works to be carried out with the Government Aid.			
Acquisition of land within, adjoining or surrounded by Clearance Areas for—rehousing or other development works ...	10,72,095	437	10,72,532
Permanent Housing for Slum Population ...	34,07,459	27,82,288	61,89,747
Total, B—Works to be carried out with the Government Aid ...	44,79,554	27,82,725	72,62,279
Grand Total ...	* 68,57,414	34,71,348	1,03,28,762

* Previous expenditure amounting to Rs. 4,63,311 upto 31st March 1956 is shown in Appendix No. 26.

APPENDIX No. 26B.

Improvement Schemes—Slum Clearance—Suburbs.

Block account showing details of Capital Expenditure upto 31st March 1961.

Particulars.	Total Capital Expenditure upto 31st March 1960.	Expenditure during 1960-61.	Total Capital Expenditure upto 31st March 1961.
	Rs.	Rs.	Rs.
Slum Clearance—Suburbs.			
A.—Works to be carried out from Municipal Fund.			
Preliminary Expenses (Staff and Contingencies) ...	75,806	38,935	1,14,741
Total, A—Works to be carried out from Municipal Fund ...	75,806	38,935	1,14,741
B.—Works to be carried out with the Govt. Aid.			
(b) Chawl and S.P. Chawls. ...	4,55,043	13,84,595	18,39,638
Total, B—Works to be carried out with the Govt. Aid. ...	4,55,403	13,84,595	18,39,638
Grand Total ...	5,30,849	14,23,530	19,54,379

Appendix No. 27.

IMPROVEMENT SCHEMES.

Statement showing Capital value of Scheduled Lands as specified in the Schedules W, X, Y and Z annexed to Act XIII of 1933.

Properties.	Area.	Book value.	Total Amount.
	Sq. yds.	Rs.	Rs.
SCHEDULE "W".			
The Flats ...	12,52,834	1,14,191	
The Kennedy Sea Face ...	4,447	...	
<i>(Cooperage Plot resumed by Government)</i>			
The Marine Lines Estate ...	32,825	3,28,250	
<i>(Marine Lines Maidan resumed by Government).</i>			
The Wellington Lines Plot ...	44,038	4,40,380	
The Wodehouse Road Plot ...	41,580	4,15,800	
The Hornby Road Plot ...	41,774	8,35,480	
The Triangular Plot South of Crawford Markt ...	7,707	1,54,140	
The Plot North of Municipal Offices ...	6,811	2,04,330	
The Chaupati West Estate ...	1,11,276	6,37,320	
The Chaupati East Estate ...	4,789	47,890	
The Parel Estate ...	30,804	99,000*	32,76,781
SCHEDULE "X"			
The Connaught Road Estate ...	13,858	77,237	
The West Agripada Estate ...	2,27,971	6,64,534	
The Central Agripada Estate ...	2,911	10,528	
The East Agripada Estate ...	65,885	6,38,426	
The Lands at Matunga ...	86,187	90,984	14,81,709
SCHEDULE "Y".			
The Nepean Sea Road Plot ...	2,014		...
The Colaba Reclamation ...	46,580		...
SCHEDULE "Z".			
The Hornby Road Plot ...	3,250	
			47,58,490

Appendix No. 28.
IMPROVEMENT SCHEMES.

SINKING FUND.

Statement showing the actual Investments on account of the Sinking Fund of different Improvement Trust Loans upto 31st March 1961 compared with the amounts which should have accumulated upto that date on the basis of the fixed Instalments and the sums set aside as Sinking Fund as at 31st March 1961.

NAME OF LOAN.	Amount raised.	When raised.	When repayable.	Amount of Half Yearly Sinking Fund Instalment.	Amount of Sinking Fund which should have accumulated upto 31st March 1961 at Compound Interest.
1	2	3	4	5	6
	Rs.			Rs.	Rs.
5 4½ per cent. Debenture Loan	40,00,000	10th November 1919	{ 1st November 1957 1st November 1979	6,696	4,500
6 Do. do.	(a) 70,00,000	30th April 1920	{ 1st April 1935 1st April 1980	21,002	*23,01,023
4½ Do. do.	45,00,000	20th February 1922	20th February 1982	7,533	15,64,200
4½ Do. do.	52,00,000	2nd October 1922	2nd October 1982	8,705	17,12,033
4½ Do. do.	8,00,000	22nd January 1923	22nd January 1983	1,340	2,63,534
4½ Do. do.	82,00,000	Do.	Do.	13,727	26,99,739
4½ Do. do.	30,00,000	14th March 1923	14th March 1983	5,022	9,87,691
4½ Do. do.	40,00,000	2nd November 1923	2nd November 1983	6,696	12,46,650
4½ Do. do.	20,00,000	2nd January 1924	2nd January 1984	3,348	6,23,323
4½ Do. do.	29,00,000	5th March 1924	5th March 1984	4,855	9,03,889
4½ Do. do.	20,00,000	1st November 1924	1st November 1984	3,348	5,89,716
4½ Do. do.	60,00,000	10th November 1924	10th November 1984	10,044	17,69,154
4½ Do. do.	20,00,000	2nd January 1925	2nd January 1985	3,348	5,89,716
4½ Do. do.	20,00,000	2nd October 1925	2nd October 1985	3,348	5,57,572
4½ Do. do.	15,00,000	2nd November 1925	2nd November 1985	2,511	4,18,179
4½ Do. do.	35,00,000	2nd January 1926	2nd January 1986	5,859	9,75,750
					1,72,06,669
4 Do. Debenture Loan	30,00,000	6th September 1901	6th September 1961	6,280	29,35,004
4 Do. do.	30,00,000	15th July 1902	15th July 1962	6,280	28,08,841
4 Do. do.	60,00,000	20th August 1903	20th August 1963	12,560	53,75,139
4 Do. do.	50,00,000	7th September 1904	7th September 1964	10,493	42,84,869
4 Do. do.	30,00,000	12th September 1905	12th September 1965	6,280	24,58,994
					1,78,62,847
4 3½ per cent. Debenture Loan	19,28,000	2nd January 1957	16th September 1986	(f) 37,885	1,61,781
4 " " " "	27,38,500	1st November 1957	1st November 1979	(f) 82,306	2,60,298
4 " " Rs. 50 lakhs loan 1959-60	50,00,000	15th February 1960	15th February 1985	(f) 1,24,159	1,24,935
4 3½ per cent. Debenture Loan	25,00,000	4th October 1927	{ 4th April 1961 4th October 1970	12,695	5,47,014
					15,54,209
4 3 per cent. Debenture Loan	20,00,000	2nd October 1906	2nd October 1966	6,148	(d) 16,35,922
Do. do.	15,00,000	24th September 1907	24th September 1967	4,610	11,82,055
Do. do.	30,00,000	8th September 1908	8th September 1968	9,219	22,76,484
4 per cent. Sterling Coupon Debenture Loan (£5,66,600)	84,99,000	1st July 1909	1st July 1969	25,654	62,15,960
4 Do. do. (£3,33,000)	49,95,000	1st July 1910	1st July 1970	15,077	35,16,487
4 per cent. Debenture Loan	25,00,000	28th August 1912	28th August 1972	7,683	16,26,647
4 Do. do.	18,00,000	26th August 1913	26th August 1973	5,532	11,26,052
4 Do. do.	50,00,000	4th August 1914	4th August 1974	15,365	30,05,786
4 Do. do.	25,00,000	3rd January 1916	3rd January 1976	7,683	14,43,866
3½ Do. do.	10,00,000	31st January 1936	14th March 1966	21,019	(e) 7,67,465
					2,27,96,724
					† 5,99,67,463

	Amount actually invested upto 31st March 1961.				Amount of interest accrued upto 31st March 1961 to be collected and invested in 1961-62	Total of Columns 5 and 6.
	Amount of Sinking Fund invested upto 31st March 1961.	Sinking Fund Instalments paid in 1960-61	Interest, etc. accumulations invested in 1960-61	Total.		
1	2	3	4	5	6	7
	Rs. nP.	Rs. nP.	Rs. nP.	Rs. nP.	Rs. nP.	Rs. nP.
Sinking Funds	6,46,01,641.60	7,69,859.00	28,84,831.67	6,82,56,332.27		
Less-withdrawn for repayment of Loans				...		
Total Sinking Fund				†† 6,82,56,332.27		
In Public Securities as detailed in Appendix No. 30				6,82,56,291.66		
In Cash with the State Bank of India.				40.61		
Total Rs. ...				6,82,56,332.27	2,20,320.81	6,84,76,653.08

(a) Out of Rs. 70 lakhs Loan Debentures for Rs. 4 lakhs held by the public were repaid on 1-4-35 under the option reserved to the Corporation, leaving balance of Rs. 66 lakhs. The amount of half-yearly Sinking Fund instalment has been changed with effect from 1-4-35 from Rs. 12,002 to Rs. 21,002 as under:—

The usual half-yearly S.F. instalment ... Rs. 12,002
Half-yearly interest at 4½% on the portion of Rs. 4 lakhs repaid out of S.F. accumulations 9,000

(b) 16 instalments of Rs. 10,240 each and the rest at Rs. 10,564. 21,002

(c) 5 instalments of Rs. 10,240 each and the rest at Rs. 10,493.

(d) 1 instalment of Rs. 6,037 and the rest at Rs. 6,148.

(e) This amount to be invested annually.

(f) These are yearly instalments.

Calculations have been based on one instalment less.

† All Sinking fund Instalments are re-arranged with effect from 1943-44.

†† The market value of the securities on 31st March 1961 is Rs. 6,84,13,162.74 as shown in Appendix No. 30 and after adding the Cash balance of Rs. 40.61 and the interest accrued on the securities upto 31st March 1961 amounting to Rs. 2,20,320.81 the total amount of Sinking Fund is Rs. 6,86,33,524.16.

APPENDIX No. 28-A.

IMPROVEMENT SCHEMES

SLUM CLEARANCE.

(City).

SINKING FUND.

Statement showing the actual investments on account of Sinking Fund of different Improvement Scheme Slum Clearance City Loans upto 31st March 1961 compared with the amounts which should have accumulated upto that date on the basis of fixed instalments and the sum set aside as Sinking Fund as at 31st March 1961.

NAME OF LOAN.	Amount raised.	When raised.	When repayable.	Amount of Annual Sinking Fund Instalment.	Amount of Sinking Fund which should have accumulated upto 31st March 1961 at Compound interest.
1	2	3	4	5	6
	Rs.			Rs.	Rs.
3½ per cent. basis—					
4 per cent. Debenture Loan ...	10,00,000	29th March 1957 ...	15th March 1982 ...	24,832	1,05,214
4½ per cent. Debenture Loan ...	20,00,000	15th March 1958 ...	15th March 1983 ...	49,663	1,54,889
4 per cent. Debenture Loan ...	10,00,000	30th March 1959 ...	15th March 1984 ...	24,832	50,673
4 per cent. Debenture Loan ...	25,00,000	1st February 1960 ...	1st February 1985 ...	62,079	62,467
			Total	3,73,243

1	Amount actually invested upto 31st March 1961.				Amount of interest accrued upto 31st March 1961 to be collected and invested in 1961-62.	Total of Columns 5 and 6
	Amount of Sinking Fund invested upto 31st March 1960.	Sinking Fund Instalments paid in 1960-61.	Interest, etc. accumulations invested in 1960-61.	Total.		
	2	3	4	5	6	7
	Rs.	Rs.	Rs.	Rs.	Rs.	Rs.
Sinking Funds ...	2,03,703.12	1,61,406.00	13,261.15	3,78,370.27	867.50	3,79,237.77
In Public Securities as detailed in Appendix No. 30A ...				3,78,250.00		
In Cash with the State Bank of India ...				120.27		
				3,78,370.27		

The market value of the Securities on 31st March 1961 is Rs. 3,78,500 as shown in Appendix No. 30A and after adding the cash balance of Rs. 120.27 and the interest accrued on the Securities upto 31st March 1961, amounting to Rs. 867.50 the total amount of Sinking Fund is Rs. 3,79,847.

Appendix IMPROVEMENT

Statement showing outstanding Loans of the Bombay Improvement Trust due by the payable for the year 1960-61, the amount paid during the year and the

No.	Particulars of Loans.	Amount raised.		Balance due on 1st April 1960		Rate of Interest	Amount raised in 1960-61.		Total.		
1	2	3	4	5	6	7	8	9	10	11	
		Rs.	nP.	Rs.	nP.		Rs.	nP.	Rs.	nP.	
	<i>Loans raised from Government.</i>										
1	Consolidated Loan in respect of Conversion Loan 1937-38, Rs. 35 lakhs Loan, and Rs. 8 lakhs Loan ...	4,17,94,178	06	2,68,62,802	55	3.3759 per cent.			2,68,62,802	55	
2	45 lakhs Loan 1922 ...	45,00,000	00	{ 45,00,000 00		4½ Do.			45,00,000	00	
3	52 lakhs Loan October 1922 ...	52,00,000	00			4½ Do.					
4	8 lakhs Loan 22nd January 1923 ...	8,00,000	00			5½ Do.					
5	82 lakhs Loan 22nd January 1923 ...	82,00,000	00	{ 1,72,00,000 00		4½ Do.			1,72,00,000	00	
6	30 lakhs Loan 14th March 1923 ...	30,00,000	00								
7	40 lakhs Loan 2nd November 1923 ...	40,00,000	00	{ 89,00,000 00		5½ Do.					
8	20 lakhs Loan 2nd January 1924 ...	20,00,000	00			4½ Do.				89,00,000	00
9	29 lakhs Loan 5th March 1924 ...	29,00,000	00								
10	20 lakhs Loan 1st November 1924 ...	20,00,000	00	{ 1,00,00,000 00		5 Do.					
11	60 lakhs Loan 10th November 1924 ...	60,00,000	00			4½ Do.				1,00,00,000	00
12	20 lakhs Loan 2nd January 1925 ...	20,00,000	00								
13	20 lakhs Loan 2nd October 1925 ...	20,00,000	00	{ 70,00,000 00		5½ Do.					
14	15 lakhs Loan 2nd November 1925 ...	15,00,000	00			4½ Do.				70,00,000	00
15	35 lakhs Loan 2nd January 1926 ...	35,00,000	00								
	Total loans raised from Government ...	8,93,94,178	06	7,44,62,802	55				7,44,62,802	55	
	<i>Loans raised from the Public.*</i>										
1	30 lakhs Rupee Goupon Debenture Loan 1899 ...	50,00,000	00							...	
2	30 lakhs Loan 1901 ...	30,00,000	00	30,00,000	00	4 Do.			30,00,000	00	
3	30 lakhs Loan 1902 ...	30,00,000	00	30,00,000	00	4 Do.			30,00,000	00	
4	60 lakhs Loan 1903 ...	60,00,000	00	60,00,000	00	4 Do.			60,00,000	00	
5	50 lakhs Loan 1904 ...	50,00,000	00	50,00,000	00	4 Do.			50,00,000	00	
6	30 lakhs Loan 1905 ...	30,00,000	00	30,00,000	00	4 Do.			30,00,000	00	
7	20 lakhs Loan 1906 ...	20,00,000	00	20,00,000	00	4 Do.			20,00,000	00	
8	15 lakhs Loan 1907 ...	15,00,000	00	15,00,000	00	4 Do.			15,00,000	00	
9	30 lakhs Loan 1908 ...	30,00,000	00	30,00,000	00	4 Do.			30,00,000	00	
10	Sterling Coupon Debenture Loan 1909 (£ 5,66,600) ...	84,99,000	00	84,99,000	00	4 Do.			84,99,000	00	
11	Sterling Coupon Debenture Loan 1910 (£ 3,33,000) ...	49,95,000	00	49,95,000	00	4 Do.			49,95,000	00	
12	25 lakhs Loan 1912 ...	25,00,000	00	25,00,000	00	4 Do.			25,00,000	00	
13	18 lakhs Loan 1913 ...	18,00,000	00	18,00,000	00	4 Do.			18,00,000	00	
14	50 lakhs Loan 1914 ...	50,00,000	00	50,00,000	00	4 Do.			50,00,000	00	
15	25 lakhs Loan 1916 ...	25,00,000	00	25,00,000	00	4 Do.			25,00,000	00	
16	40 lakhs Loan 1919 ...	40,00,000	00	4,500	00	5 Do.			4,500	00	
17	70 lakhs Loan 1920 ...	70,00,000	00	66,00,000	00	6 Do.			66,00,000	00	
18	25 lakhs Loan 1926 ...	25,00,000	00	...		5 Do.			...		
19	25 lakhs Loan 1927 ...	25,00,000	00	25,00,000	00	4 Do.			25,00,000	00	
20	10 lakhs Loan 1935-35 ...	10,00,000	00	10,00,000	00	3½ Do.			10,00,000	00	
21	Rs. 19.28 lakhs Loan out of Rs. 19.39 lakhs Loan (1956-57) ...	19,28,000	00	19,28,000	00	4 Do.			19,28,000	00	
22	Rs. 27,38,500 Loan 1957-58 ...	27,38,500	00	27,38,500	00	4½ Do.			27,38,500	00	
23	Rs. 50 lakhs Loan 1959-60 ...	50,00,000	00	50,00,000	00	...			50,00,000	00	
24	Rs. 70 lakhs Loan 1960-61 out of Rs. 1 Crore Loan 1959-60 ...	70,00,000	00	...		4 Do.	70,00,000	00	70,00,000	00	
	Total Loans raised from the Public ...	9,04,60,500	00	7,15,65,000	00		70,00,000	00	7,85,65,000	00	
	Grand Total ...	17,98,54,678	06	14,60,27,802	55		70,00,000	00	15,30,27,802	55	

* Loans at serial Nos. 1 to 19 are guaranteed by Government.

No. 29.
SCEHMES.

Municipality, the interest outstanding on 1st April 1960, on the different Loans, the amount Balances outstanding on 31st March 1961.

Amount repaid in 1960-61.	Balance due on 31st March 1961.	Interest outstanding on 1st April 1960.	Interest payable in 1960-61.	Total interest due.	Deduct-interest paid during the year.	Outstanding balance on 31st March 1961.
8	9	10	11	12	13	14
Rs. nP.	Rs. nP.	Rs. nP.	Rs. nP.	Rs. nP.	Rs. nP.	Rs. nP.
3,96,751 66	2,59,66,050 89		8,99,356 34	8,99,356 34	8,99,356 34	...
...	45,00,000 00		2,02,500 00	2,02,500 00	2,02,500 00	...
...	1,72,00,000 00		7,74,000 00	7,74,000 00	7,74,000 00	...
...	89,00,000 00		4,00,500 00	4,00,500 00	4,00,500 00	...
...	1,00,00,000 00	...	4,50,000 00	4,50,000 00	4,50,000 00	...
...	70,00,000 00		3,15,000 00	3,15,000 00	3,15,000 00	...
8,96,751 66	7,35,66,050 89		30,41,356 34	30,41,356 34	30,41,356 34	...
...	...	4,688 96	...	4,688 96	1,540 00	3,148 96
...	30,00,000 00	4,034 68	1,20,000 00	1,24,034 68	1,18,188 00	5,846 68
...	30,00,000 00	10,452 47	1,20,000 00	1,30,452 47	1,16,909 00	13,543 47
...	60,00,000 00	26,559 08	2,40,000 00	2,66,559 08	2,31,968 00	34,591 08
...	50,00,000 00	31,909 84	2,00,000 00	2,31,909 84	1,99,580 00	32,329 84
...	30,00,000 00	3,377 91	1,20,000 00	1,23,377 91	1,18,386 00	4,991 91
...	20,00,000 00	8,580 04	80,000 00	88,580 04	79,101 00	9,479 04
...	15,00,000 00	5,004 00	60,000 00	65,004 00	57,450 00	7,554 00
...	30,00,000 00	16,218 55	1,20,000 00	1,36,218 55	1,18,589 00	17,329 55
...	84,99,000 00	100 00	3,06,442 00	3,06,542 00	3,05,423 80	220 00 *898 20
...	49,95,000 00	...	1,80,102 00	1,80,102 00	1,75,077 30	*5,024 70
...	25,00,000 00	2,613 54	1,00,000 00	1,02,613 54	99,320 00	3,293 54
...	18,00,000 00	9,013 69	72,000 00	81,013 69	71,370 00	9,643 69
...	50,00,000 00	8,576 13	2,00,000 00	2,08,576 13	1,93,886 00	14,690 13
...	25,00,000 00	...	1,00,000 00	1,00,000 00	1,00,000 00	...
...	4,500 00	721 85	...	721 85	...	721 85
...	66,00,000 00	...	3,96,000 00	3,96,000 00	3,96,000 00	...
...
...	25,00,000 00	3,192 00	1,00,000 00	1,03,192 00	98,780 00	4,412 00
...	10,00,000 00	...	35,000 00	35,000 00	35,000 00	...
...	19,28,000 00	...	77,120 00	77,120 00	77,120 00	...
...	27,38,500 00	...	1,16,387 00	1,16,387 00	1,16,386 24	*0 76
...	50,00,000 00	...	2,40,000 00	2,40,000 00	1,92,222 22	*47,777 78
...	70,00,000 00	...	1,67,760 00	1,67,760 00	...	*1,67,760 00
8,96,751 66	15,21,31,050 89	1,35,042 74	31,50,811 00	32,85,853 74	29,02,596 56	1,61,775 74 *2,21,481 44

Amount of loan outstanding on 1st April 1959.	Amount of debentures held by Govt. on 1st April 1959.	Amount of debentures re-purchased during 1959-60.	Amount of debentures held by Govt. on 31st March 1960.	Amount of debentures held by the Corporation on 31st March 1960.
Rs.	Rs.	Rs.	Rs.	Rs.
(a) 45,00,000	45,00,000
(b) 1,72,00,000	1,72,00,000
(c) 89,00,000	89,00,000
(d) 1,00,00,000	1,00,00,000
(e) 70,00,000	70,00,000
Total. 4,76,00,000	4,76,00,000

* To be treated as savings.

APPENDIX No. 29A
SLUM CLEARANCE SCHEME (ACCOUNT)
(A—CITY AND B—SUBURBS)

Statement showing outstanding Loans of the Slum clearance Scheme (A—City & B—Suburbs) Budget B, the interest outstanding on 1st April 1960, on the different loans, the amount payable for the year 1960-61, the amount paid during the year and the balances outstanding on 31st March 1961.

No.	Particulars of Loans.	Amount raised.		Balance due on 1st April 1960.		Rate of Interest.	Amount raised in 1960-61.		Total.		Amount repaid in 1960-61.	Balance due on 31st March 1961.		Interest outstanding on 1st April 1960.	Interest payable in 1960-61.		Total Interest due.		Deduct—Interest paid during the year.	Outstanding balance on 31st March 1961.				
		Rs.	nP.	Rs.	nP.		Rs.	nP.	Rs.	nP.		Rs.	nP.		Rs.	nP.	Rs.	nP.		Rs.	nP.	Rs.	nP.	Rs.
(1)	(2)	(3)		(4)		(5)	(6)		(7)		(8)	(9)		(10)	(11)		(12)		(13)	(14)				
	A—City																							
	Loans raised from Government.																							
1	Rs. 9,50,997 loan 1957-58 ...	9,50,997	00	9,50,997	00	4½%	...	9,50,997	00	9,50,997	00	...	9,50,997	00	...	42,795	00	42,795	00	42,794	86	* 0	14	
2	Rs. 6,12,000 loan 1958-59 ...	6,12,000	00	6,12,000	00	4½%	...	6,12,000	00	6,12,000	00	...	6,12,000	00	...	27,540	00	27,540	00	27,540	00	
3	Rs. 5,80,003 loan 1959-60 ...	5,80,003	00	5,80,003	00	4½%	...	5,80,003	00	5,80,003	00	...	5,80,003	00	...	38,700	00	38,700	00	26,100	13	* 12,599	87	
4	Rs. 12,74,000 loan 1960-61 ...	12,74,000	00	4½%	12,74,000	00	12,74,000	00	...	12,74,000	00		
	Total Loans from Govt. ...	34,17,000	00	21,43,000	00			12,74,000	00	34,17,000	00			34,17,000	00		1,09,035	00	1,09,035	00	96,434	99	* 12,600	01
	Loans raised from Public																							
5	§ Rs. 10 Lacs Loan 1956-57 ...	10,00,000	00	10,00,000	00	4%	10,00,000	00	...	10,00,000	00	...	40,000	00	40,000	00	40,000	00	40,000	00
6	§ Rs. 20 Lacs Loan 1957-58 ...	20,00,000	00	20,00,000	00	4½%	20,00,000	00	...	20,00,000	00	...	85,000	00	85,000	00	85,000	00	85,000	00
7	§ Rs. 10 Lacs Loan out of Rs. 20 lacs loan 1958-59 ...	10,00,000	00	10,00,000	00	4%	10,00,000	00	...	10,00,000	00	...	40,000	00	40,000	00	40,000	00	40,000	00
8	§ Rs. 25 Lacs Loan 1952-60 out of Rs. 40 lacs loan 1959-60 ...	25,00,000	00	25,00,000	00	4½%	25,00,000	00	...	25,00,000	00	...	1,20,000	00	120,000	00	120,000	00	96,111	11	23,888	89
9	* Rs. 20 lacs loan 1960-61	40,000	00	40,000	00	40,000	00	...	40,000	00	
	Total Loans from Public ...	65,00,000	00	65,00,000	00				65,00,000	00			65,00,000	00		3,25,000	00	3,25,000	00	2,61,111	11	63,888	89	
	Grand Total ...	99,17,000	00	86,43,000	00			12,74,000	00	99,17,000	00			99,17,000	00		4,34,035	00	4,34,035	00	3,57,546	10	* 76,488	90
	B—Suburbs																							
	Loans raised from Government																							
10	Rs. 5,84,000 Loan 1960-61 ...	5,84,000	00	4½%	5,84,000	00	5,84,000	00	...	5,84,000	00	45,000	00	45,000	00	* 45,000	00	
11	Rs. 10 lacs Loan 1959-60	
	Total ...	5,84,000	00		5,84,000	00	5,84,000	00		5,84,000	00		45,000	00	45,000	00	* 45,000	00	

§ Loan raised from internal Funds.

** To be treated as savings.

* This loan was not repaid during 1960-61

Appendix No 30.
IMPROVEMENT SCHEMES.

Comparison of Face, Purchase and Market Values as on 31st March 1961 of the different Securities held in the Sinking Fund (vide para 29 of the Chief Accountant's Report).

	Face Value.	Purchase rate per cent.	Book Value.	Market rate per cent.	Market Value.
	Rs.	Rs.	Rs.	Rs.	Rs.
3 per cent. Conversion Loan 1946	... 7,20,400	100.94	} 11,29,631.00	} 73.85	} 8,26,603.05
3 per cent. Conversion Loan 1945	... 17,900	99.75			
3 per cent. Conversion Loan 1946	... 3,62,200	101.00			
3 per cent. Conversion Loan 1946	... 18,800	Par			
3 per cent. Loan 1963-65	... 4,02,300	98.00	3,94,254.00	98.30	3,95,460.90
2½ per cent. Government Loan 1976	... 2,52,000	82.06	2,06,797.50	83.50	2,10,420.00
4½ per cent. Bombay Municipal Debentures Budget A	... 2,14,100	98.75	2,11,423.75	Par	2,14,100.00
4½ per cent. Bombay Municipal Loan 1960-61 Budgets A & B...	12,80,400	Par	12,80,400.00	Par	12,80,400.00
4½ per cent. Bombay Municipal Debentures Budget F	... 10,00,000	Par	10,00,000.00	Par	10,00,000.00
4 per cent. Bombay Municipal Debentures	... 17,51,900	99.50	17,43,140.50	Par	17,51,900.00
4 per cent. Bombay Municipal Debentures	... 3,87,000	Par	3,87,000.00	Par	3,87,000.00
3½ Do. do.	... 7,49,100	Par	7,49,100.00	Par	7,49,100.00
3½ Do. do.	... 4,67,400	99.50	} 7,54,413.00	} Par	} 7,85,000.00
3½ Do. do.	... 2,00,000	85.87			
3½ Do. do.	... 1,17,600	Par			
3 Do. do.	... 5,64,800	Par	5,64,800.00	Par	5,64,800.00
6 per cent. Bombay Improvement Trust Debentures	... 57,27,600	Par	57,27,600.00	Par	} 62,85,100.00
6 Do. do.	... 5,57,500	103.00	5,74,225.00	Par	
4½ Do. do.	... 4,75,56,300	Par	4,75,56,300.00	Par	
4 Do. do.	... 17,39,600	Difference	16,13,822.04	Par	17,39,600.00
4 Do. do.	... 18,300	92.75	16,973.25	Par	18,300.00
4 Do. do.	... 17,700	84.25	14,912.25	Par	17,700.00
4 Do. do.	... 5,500	Par	5,500.00	Par	5,500.00
4 per cent. Bombay Improvement Trust Sterling Debentures	£ 2,71,100	Different rates.	33,43,044.30	Par	36,20,953.04
4 per cent. Bombay Port Trust Debentures	... 3,17,000	Different rates.	2,84,726.87	96.75	3,06,697.50
4 per cent. Calcutta Port Trust Debentures	... 7,14,300	97.75	6,98,228.25	97.75	6,98,228.25
Total Rs.	... 6,51,59,700 £ 2,71,100		6,82,56,291.71		6,84,13,162.74

APPENDIX No. 30-A.
IMPROVEMET SCHEMES

SLUM CLEARANCE.

City.

Comparison of Face, purchase and market values as on 31st March 1961 of the different securities held in the Sinking Fund (vide Para 32 (ii)) of the Chief Accountants report.

Particulars of Securities.	Face value.	Book value.	Market rate per cent.	Value at Market rates B.I.T. and Municipal debentures being valued at par).
	Rs.	Rs.		Rs.
4½ per cent. Bombay Municipal Debentures ...	20,000	19,750	Par	20,000
4 per cent. Bombay Municipal Debentures ...	92,100	92,100	Par	92,100
3 per cent. Bombay Municipal Debentures ...	2,66,400	2,66,400	Par	2,66,400
Total ...	3,78,500	3,78,250		3,78,500

APPENDIX No. 31
EDUCATION FUND
Revenue Account for the year ended 31st March 1961.

Particulars	Total	Particulars	Total
	Rs. nP.		Rs. nP.
To Revenue Expenditure as per Appendix No. 33 	2,44,46,582 66	By Revenue Receipts as per Appendix No. 32 	2,55,05,665 26
Balance being Surplus for the year	10,59,082 60	...	
Total	2,55,05,665 26	Total	2,55,05,665 26
To Revenue Expenditure to be incurred in 1961-62 and provided for as Renewed Grants 	17,21,367 00	By Surplus Revenue Fund as at 1st April 1960 	16,12,979 47
To Balance being Surplus Revenue Fund as at 31st March 1961 	26,47,539 07	.. Revenue of previous years reserved for the year 1960-61... 	16,96,844 06
Total	43,68,906 07	Surplus for the year	60
		Total	43,68,906 07

APPENDIX No. 32
EDUCATION FUND
INCOME

Statement showing the Net Receipts during the Financial year 1960-61 from all sources as contrasted with Original and Revised Budget Estimates

Particulars.	Budget Estimate for 1960-61.	Revised Estimate for 1960-61.	Actuals for 1960-61.			Actuals for 1959-60.	Compared with Original Estimate	Compared with Revised Estimate
			City and Suburbs.	Extended Suburbs.	Total.		+ Increase - Decrease.	+ Increase - Decrease.
1	2	3	4	5	6	7	8	9
	Rs.	Rs.	Rs.	Rs.	Rs.	Rs.	Rs.	Rs.
(1) Fees and Fines from Municipal Schools
(1A) Education Cess ...	46,30,000	47,32,300	44,25,089.75	2,46,845.41	46,71,935.16	38,46,134.00	+41,935.16	-60,364.84
(2) Contribution towards Primary Education from Municipal Corporation under Section 126C (c) of the Bombay Municipal Corporation Act								
(i) From Budget A ...	1,20,20,720	1,18,19,117	1,18,19,117.00	...	1,18,19,117.00	1,15,64,319.00	-2,01,603.00	...
(ii) From Budget D ...	22,00,976	21,37,098	21,37,098.00	...	21,37,098.00	19,49,038.00	- 63,878.00	...
(iii) From Budget F ...	7,80,260	7,29,197	...	7,35,435.61	7,35,435.61	5,05,862.03	- 44,824.39	+6,238.61
(2A) Special contribution from—								
(i) Budget A	4,27,000	4,27,000.00	...	4,27,000.00	4,15,000.00	+ 4,27,000.00	...
(ii) Budget D	70,000.00
(iii) Budget F	15,000.00
(3) Contribution from Government under Clause 2 (e) of Schedule BBA of the Bombay Municipal Corporation Act ...	33,10,000	53,12,000	50,61,900.00	2,50,000.00	53,11,900.00	33,12,625.00	+20,01,900.00	-100.00
(4) Interest on Endowment and Investments ...	7,000	7,000	7,144.98	...	7,144.98	6,760.58	+ 144.98	+ 144.98
(5) Rent and other proceeds of Properties ...	25,000	30,000	62,193.13	19.60	62,212.13	34,273.89	+ 37,212.13	+32,212.13
(6) Interest and Profit on Investments of Surplus Loan and other balances ...	2,00,000	2,50,000	2,68,235.08	...	2,68,235.08	2,63,611.04	+68,235.08	+ 18,235.08
(7) Miscellaneous Receipts ...	40,000	45,000	65,279.59	307.71	65,587.30	48,067.02	+25,587.30	+20,587.30
Total ...	2,32,13,956	2,54,88,712	2,42,73,057.53	12,32,607.73	2,55,05,665.26	2,20,30,690.56	+22,91,709.26	+ 16,953.26

APPENDIX No. 33
EDUCATION FUND
Expenditure

Statement showing Actuals as Compared with the final sanctioned grants for 1960-61

Particulars.	Final grants sanctioned for expenditure during 1960-61.	Actuals for 1960-61.			FINAL GRANTS COMPARED WITH THE ACTUALS.		Actuals for 1959-60.
		City and Suburbs	Extended Suburbs	Total	Amount required to be renewed in 1961-62.	Savings.	
1	2	3	4	5	6	7	8
	Rs.	Rs.	Rs.	Rs.	Rs.	Rs.	Rs.
A.—General Supervision and Administration—							
(a) Corporation and Standing Committee	1,21,549	1,21,548.67	...	1,21,548.67	...	0.33	1,05,504.00
(b) Municipal Commissioner's Office Establishment	14,977	13,046.44	...	13,046.44	...	1,930.56	11,659.33
(c) Audit and Accounts Establishment	1,89,487	1,73,187.55	2,548.26	1,75,735.81	885	12,866.19	1,55,802.14
(d) Education Officer's Establishment	2,07,201	1,78,435.95	...	1,78,435.95	5,312	23,453.05	1,70,558.18
(e) Proportionate Cost of Chief Auditor's Establishment	28,602	26,755.19	...	26,755.19	...	1,846.81	21,346.31
(f) Miscellaneous Charges	1,622	846.37	...	846.37	450	325.63	2,200.97
(g) Pension and Provident Fund	45,693	34,758.49	...	34,758.49	...	10,934.51	46,930.26
Total	6,09,131	5,43,578.66	2,548.26	5,51,126.92	6,647	51,357.08	5,14,001.19
B.—Municipal Primary Schools—							
(a) Supervision of Schools	5,45,639	4,89,585.06	15,942.35	5,05,527.41	7,597	32,514.59	4,13,777.82
(b) Schools	2,07,82,522	1,83,61,691.94	10,02,154.60	1,93,63,846.54	8,50,696	5,67,979.46	1,79,24,959.16
(c) Libraries	21,549	7,511.09	6.00	7,517.09	6,795	7,236.91	12,336.22
(d) Pension and Provident Fund	16,26,920	14,69,005.31	33,224.43	15,02,229.74	...	1,24,630.26	13,27,009.76
Total	2,29,76,630	2,03,27,793.40	10,51,327.38	2,13,79,120.78	8,65,038	7,32,421.22	1,96,78,082.96
C.—Private Primary Schools—							
(a) Supervision of Schools	61,261	56,108.21	251.20	56,359.41	3,190	1,711.59	58,502.48
(b) Grant-in-aid to Schools	11,16,810	4,58,091.00	53,265.00	5,11,356.00	6,00,000	5,454.00	5,20,201.00
(c) Pension and Provident Fund	6,000	4,773.85	...	4,773.85	...	1,226.15	4,603.60
Total	11,84,071	5,18,973.06	53,516.20	5,72,489.26	6,03,190	8,391.74	5,83,307.08
D.—Medical Inspection of School Children—							
(a) Medical Inspection	3,07,253	2,68,099.70	6,766.34	2,74,866.04	18,880	13,506.96	2,42,722.51
(b) School Clinic at K. E. M. Hospital	61,519	39,542.96	...	39,542.96	780	21,196.04	40,730.10
(c) Pension and Provident Fund	16,400	10,585.64	...	10,585.64	...	5,814.36	9,610.20
Total	3,85,172	3,18,228.30	6,766.34	3,24,994.64	19,660	40,517.36	2,93,062.81
E.—Enforcement of Compulsion							
	45,383	12,709.91	...	12,709.91	26,450	6,223.09	12,380.07
F.—Educational Activities—							
(a) R. C. Training Institute for Lady Urdu Teachers	34,749	23,370.24	...	23,370.24	4,096	7,282.76	22,966.60
(b) Refresher Courses for Municipal Teachers	7,785	7,785.00	6.11
(c) Functions	12,389	6,603.35	723.16	7,326.51	3,875	1,187.49	7,497.90
(d) Scouting	67,811	34,535.85	1,028.71	35,564.56	26,345	5,901.44	35,731.70
(e) Education Research Unit	45,394	31,453.05	...	31,453.06	4,696	10,244.94	27,348.49
(f) Physical Education	88,476	63,143.99	1,485.14	64,629.13	9,475	14,371.87	64,530.22
(g) Elocution Competition for Pupils	600	600	600	...	572.00
(h) Pension and Provident Fund	6,800	4,376.91	...	4,376.91	...	2,423.09	4,944.75
Total	2,65,004	1,63,483.40	3,237.01	1,66,720.41	49,087	49,196.59	1,63,647.77
G.—Pension and Provident Fund—							
(a) Provident Fund
(b) Pension
Total
H.—Dearness Allowance							

I.—New Works							
	57,157	1,979.45	...	1,979.45	42,242	12,935.55	18,630.73
J.—Debt Charges							
	16,39,296	13,79,510.03	...	13,79,510.03	20,535	2,39,250.97	11,66,250.08
K.—Training Facilities for Municipal Teachers							
(a) Municipal Gujarati Teachers Training Class	28,885	10,972.91	...	10,972.91	9,800	8,112.09	12,829.92
(b) Municipal Urdu Teachers Training Class	31,240	14,828.38	...	14,828.38	9,800	6,611.62	9,996.39
Total	60,125	25,801.29	...	25,801.29	19,600	14,723.71	22,826.31
L.—Proportionate Cost of Collection of Education Cess							
	1,03,754	27,243.97	4,886.00	32,129.97	68,868	2,756.03	89,567.68
Grand Total	2,73,25,723	2,33,24,301.47	11,22,281.19	2,44,46,582.66	17,21,367	11,57,773.34	2,25,41,756.68

APPENDIX No. 33-A

EDUCATION FUND

Statement showing details of Expenditure incurred on New Works during the year 1960-61.

Particulars.	Expenditure upto 31-3-60.		Expenditure during the year 1960-61		Total Expenditure upto 31-3-1961	
	Rs.	nP.	Rs.	nP.	Rs.	nP.
Works completed (as per Report for 1959-60) ...	1,31,482.76	1,31,482.76	...
(1) Filling up the well in the Compound of Municipal Vile Parle Marathi School No. 1	536.16	...	536.16	...
(2) Enclosing the gallery of Maneckji Gazdar U. P. Marathi School, Santacruz	1,427.80	...	1,427.80	...
(3) Construction of W.C. Block at Chimbai Marathi School at Bandra	15.49	...	15.49	...
...	1,979.45	...	1,979.45	...
...	1,31,482.76	...	1,979.45	...	1,33,462.21	...

APPENDIX No. 34
EDUCATION FUND

Revenue Account Balance Sheet as at 31st March 1961.

Liabilities.	Rs.	nP.	Assets	Rs.	nP.
Debts.			Cash at Bank 18,25,771 51		
			Cash in Office 20,880 92		
			Education Loan Interest		
Due on cheques payable ...	7,45,053	04	Warrant Payable Account. 1,291 00		
				18,47,943	43
Due on outstanding charges for 1960-61 and previous years ...	17,21,367	00	Advances—Recoverable (vide Appendix No. 39)		
			Municipal Officers 3,29,260 83		
			Sundries—Miscellaneous advances. 10,72,335 53		
				14,01,596	36
Due on outstanding charges on account of Interest accrued but not paid (details vide Appendix No. 39B)	94,375	01	Plant and Machinery 52,140 87		
			Add Expenditure during 1959-60		
			Less Depreciation 52,140 87		
				34,758	87
Deposits in Cash and Public Securities from Contractors and private parties (vide details shown in Appendix No. 39-A) ...	20,69,559	85	Deposits in Public Securities with State Bank of India 1,30,600 00		
			In Office ... 14,500 00		
				1,45,100	00
Municipal Contribution Payable (Refundable)			Municipal Contribution Receivable:—		
To Budget A ...	1,39,600	78	From Budget 'A' ...		
Endowment Fund (vide details shown in Appendix No. 41-A)...	3,46,497	78	From Budget 'D' 22,783 27		
				22,783	27
Surplus Revenue Fund (vide Appendix No. 31) ...	26,47,539	07	Investments—		
			Endowment Fund (vide Appendix No. 41-A)		
			With State Bank of India & in Office		
			In securities 3,45,324 59		
			In cash 1,173 19		
				3,46,497	78
			Surplus Fund		
			In securities * 9,20,310 81		
			In Fixed Deposit 26,00,000 00		
			In Call. Deposit 4,00,000 00		
			In Current Account Deposit ... 45,002 01		
				43,11,810	60
Total ...	77,63,992	53	Total ...	77,63,992	53

* Details of Securities held in Surplus Fund—

	Face value		Cost	
	Rs.	nP.	Rs.	nP.
3% Conv. Loan 1946	700		563	94
3% Govt. Loan 1970-75	1,000		871	87
3½% Bombay Municipal Debentures 1947	1,000		875	00
4½% Do. 1961	9,18,000		9,18,000	00
	9,20,700		9,20,310	81

APPENDIX No. 35

EDUCATION FUND

Capital Fund Balance Sheet as at 31st March 1961.

Liabilities	Rs.	nP.	Assets	Rs.	nP.
Loans Outstanding—			Block Account—		
Due to Public—			Loan Funds—		
(Vide details as shown in Appendix No. 37).	2,08,50,000	00	Property and Assets at original cost as per Appendix No. 36. ...	1,82,54,156	71
Trust Fund			Trust Fund—		
Donation from Smt. Bhagirthibai w/o the Late Shri Shankar Laxman Narayan for School Building at Lalbag. ...	50,000	00	Expenditure as per Appendix No. 36.	1,08,541	92
Donation for construction of a Building for Gujarati School at Goregaon ...	10,000	00	Advance for purchase of Furniture for New School Buildings ...	5,81,116	72
Donation for construction of Goregaon Hindi School ...	4,592	00	Investment—		
Donation for construction of Borivli Gujarati School ...	2,400	00	Sinking Fund—		
		66,992	As per Appendix No. 38 ...	†20,75,417	71
Surplus—			Loan Fund—		
Sinking Fund ...	20,75,417	71	In Fixed Deposit 30,00,000 00		
Contribution from Trust Fund ...	1,08,541	92	In Cash ... 81,718 57		
Contribution from Government ...	10,00,000	00		* 30,81,718	57
Grand Total ...	2,41,00,951	63	Grand Total...	2,41,00,951	63

* Includes Rs. 66,992.00 being balance on account of Trust Fund.

† For Face, Purchase and Market values of Securities held in the Sinking Fund, please see Appendix No. 41.

APPENDIX No. 36

EDUCATION FUND

Block Account showing details of Capital Expenditure upto 31st March 1961.

	Total Capital Expenditure upto 31st March 1960.		Expenditure during 1960-61.		Total Capital Expenditure upto 31st March 1961.	
	Rs.	nP.	Rs.	nP.	Rs.	nP.
(1) Loan Funds.						
City Section						
Works completed (as per Report for 1959-60) ...	41,14,376.82		...		41,14,376.82	
<i>Works completed—</i>						
(1) Additions and alterations to the Urdu School Building at Souter Street, Byculla and providing an additional floor over it. ...	1,76,299.98		638.49		1,76,938.47	
(2) Construction of a school building in Plot No.s 27-29 in Scheme 60, Naigaum Estate ...	3,92,693.55		3,149.01		3,95,842.56	
Total Works completed ...	46,83,370.35		3,787.50		46,87,157.85	
<i>Works in Progress—</i>						
(1) Construction of a school building on Plots Nos. 150, 151, 152 and 153 in Scheme No. 31, Suparibaug Estate ...	2,85,818.05		78,966.86		3,64,784.91	
(2) Purchase of Plot No. 96-98 North and 141-13 South, Dadar-Matunga Schemes 5 and 6 including structures thereon for Municipal schools ...	3,05,600.00		2,60,406.42		5,66,006.42	
(3) Extension of Foras Road Marathi School Building ...	96,203.41		1,22,352.57		2,18,555.98	
(4) Construction of a proposed school building on Plots No. 2 and 3 near Mahalaxmi Overbridge ...	2,82,450.23		177.62		2,82,627.85	
(5) Construction of school building in Scheme 52, Worli Estate between Haines Road and Dr. Annie Besant Road ...	3,68,260.96		73,848.77		4,42,109.73	
(6) Extension of Walpakhadi Municipal School building ...	65,779.58		...		65,779.58	
(7) Construction of school building on the site of the acquired property in C.S. No. 94 of Parel Sewri Division and bearing Street No. 31C of Elphinstone Road ...	2,97,754.80		3,27,669.97		6,25,424.77	
(8) Construction of an additional floor over the Imamwada Girls Vocational School building ...	2,58,931.97		70,423.42		3,29,355.39	
(9) Construction of a school building on plot No. 271, 72 and 272A Sion Matunga Estate (East) ...	3,44,299.48		1,31,607.68		4,75,907.16	
(10) Acquisition of plot bearing C.S. No. 718 of Dadar Naigaum Division ...	30,183.16		752.90		30,936.06	
(11) Construction of a school building on land bearing C.S. No. 1256, Gokhale Road (South) ...	4,75,919.88		1,08,099.33		5,84,019.21	
(12) Acquisition of Plot bearing No. 54 Part, 5,400 sq. yds. access land 98 sq. yds. in C.S. No. 118 (Part), 9,107 sq. yds. of which 4,000 sq. yds. is for school in Parel Sewri Division ...	3,16,077.19		446.95		3,16,524.14	
(13) Acquisition of Plot of land at Kalachowki from Govt. Housing Colony, 2,600 sq. yds. ...	50,428.80		...		50,428.80	
(14) Acquisition of Plot bearing No. C. S. 80, 1/80 and 2/80 of Lower Parel Division for School ...	1,87,482.47		30.00		1,87,512.47	
(15) Construction of Municipal School Building consisting of ground and one upper floor near New Body Guard Lines at Mahalaxmi ...	95,498.50		1,64,506.39		2,60,004.89	
Carried over ...	34,60,688.48		13,39,288.88		47,99,977.36	

APPENDIX No. 36—Contd
EDUCATION FUND

	Total Capital Expenditure upto 31st March 1960.		Expenditure during 1960-61.		Total Capital Expenditure upto 31st March 1961.	
	Rs.	nP.	Rs.	nP.	Rs.	nP.
Brought forward ...	34,60,688.48		13,39,288.88		47,99,977.36	
(16) Acquisition of site at Masjid Street for School		16,987.00		16,987.00	
(17) Construction of a School Building on Plots Nos. 89, 90, Naigaum Estate for Bhoiwada Schools		2,38,667.21		2,38,667.21	
(18) Construction of a School Building on Plot bearing C.S. No. 436, Lower Parel Division		177.63		177.63	
(19) Construction of a School Building of a ground and one upper floor in the Compound of Maratha Hospital at Connought Road		3,59,286.77		3,59,286.77	
(20) Construction of a School Building consisting of ground and one upper floor on Municipal land at Dharavi		244.79		244.79	
(21) Construction of School Building on Plot No. 3170, Sewri-Wadala Estate, Scheme 57		2,41,637.57		2,41,637.57	
(22) Additions and alterations to the ground floor in the Southern Wing and addition of one floor at the Chowpatty Municipal Market for a School		22.91		22.91	
(23) Construction of School Building consisting of ground and two upper floors bearing C.S. No. 1872 of Byculla Division at Agripada for accommodating Municipal Marathi School		2,25,333.15		2,25,333.15	
(24) Construction of School Building consisting of ground and one upper floor on the plot of land at Worli Neighbourhood Unit		2,80,476.00		2,80,476.00	
(25) Construction of an additional third floor over the Madhavrao Rokde School Building		81.25		81.25	
(26) Construction of an additional floor over the Municipal Nul Bazar Gujarati School Building		368.51		368.51	
(27) Construction of a school building consisting of ground and 3 upper floors on Plot bearing C.S. No. 343 of Tardeo Division at Arthur Road		3,75,000.00		3,75,000.00	
(28) Construction of an additional second floor over the Kamathipura Marathi School building at Sukhlaji Street		2,66,000.00		2,66,000.00	
(29) Construction of an additional third floor over the Nagpada Municipal Urdu School Building at Mastan Tank		1,30,429.41		1,30,429.41	
(30) Construction of an additional third floor over Dongri Municipal Marathi School Building on Plot No. 83/84, and 90/91 at Dongri		1,91,097.50		1,91,097.50	
(31) Proposed School Building on Plot bearing C.S. No. 1679 (Part) and 1549 (Part) at the junction of Moreland Road and Mahomedan Street of Byculla Division		157.52		157.52	
Total—Works in Progress ...	34,60,688.48		36,65,256.10		71,25,944.58	
Total—City Section ...	81,44,058.83		36,69,043.60		1,18,13,102.43	

APPENDIX No. 36 (Contd.)

EDUCATION FUND.

Block Account showing details of Capital Expenditure upto 31st March 1961.

	Total Capital Expenditure upto 31st March 1960.	Expenditure during 1960-61.	Total Capital Expenditure upto 31st March 1961.
	Rs.	Rs.	Rs.
Suburban Section			
Works completed (as per Report for 1959-60) ...	5,20,931.51	...	5,20,931.51
<i>Works completed—</i>			
Acquisition of land measuring about 3239 sq. yds. in S. Nos. 42(2) at Deonar	6,100.00	6,100.00
Total Works completed ...	5,20,931.51	6,100.00	5,27,031.51
<i>Works in Progress—</i>			
(1) Construction of an additional floor over Station School, Kurla and provision of a sanitary block ...	91,816.43	...	91,816.43
(2) Construction of an additional building in the Petit School compound ...	2,97,723.56	...	2,97,723.56
(3) Construction of an additional floor over and providing sanitary block at the Marathi School at Versova ...	35,505.06	18,825.10	54,330.16
(4) Construction of an additional floor over the Municipal Manilal Sunderji School at Vile Parle (West) ...	52,274.67	276.87	52,551.54
(5) Construction of a school Building on Plot No. 50 in T. P. Scheme No. III, Santacruz ...	32,127.28	...	32,127.28
(6) Construction of an additional floor over Suren Primary School Building at Andheri and providing sanitary block thereat ...	94,487.83	17,912.59	1,12,400.42
(7) Construction of a new building in place of the existing one at Kherwadi ...	3,34,599.13	206.60	3,34,805.73
(8) Construction of an additional floor over Municipal Marathi School at Chembur Ghatkopar Road ...	71,895.63	549.18	72,444.81
(9) Construction of a school building on the plot of the Bombay Housing Board at Kalina, Santacruz ...	2,20,155.90	11,667.92	2,31,823.82
(10) Construction of a school building on Plot of M. A. Mehta at Ghatkopar ...	2,20,930.10	16,960.14	2,37,890.24
(11) Extension of school building by demolishing existing ground floor building on Plot No. 38, T.P.S. I, Vile-Parle (East) ...	74,477.65	31,626.08	1,06,103.73
(12) Construction of school building on Plot offered by Bombay Housing Board at Survey No. 68-71, Chembur.	18,887.91	...	18,887.91
(13) Acquisition of Plot No. 169 of T. P. S. II, Vile Parle	50,960.00	13,377.30	64,337.30
(14) Construction of a school building on the reclaimed Rajabally Tank at Santacruz ...	7,14,499.55	371.09	7,14,870.64
(15) Construction of a school building on Plot behind Jawahar Talkies, Kurla for Hindi School ...	3,59,477.86	28,033.81	3,87,511.67
(16) Construction of a school building on Dhanji Devshi Kanyashala Plot ...	2,88,967.62	1,240.96	2,90,208.58
(17) Construction of a school building at Jayantilal Vaishnav Road, Ghatkopar ...	4,80,349.45	3,138.43	4,83,487.88
(18) Construction of a school building at Rajawadi Housing Colony at Ghatkopar ...	1,37,899.78	69,000.00	2,06,899.78
Carried over ...	35,77,035.41	2,13,186.07	37,90,221.48

APPENDIX No 36—Contd.

EDUCATION FUND

	Total Capital Expenditure upto 31st March 1960.	Expenditure during 1960-61.	Total Capital Expenditure upto 31st March 1961.
Brought forward ...	35,77,035.41	2,13,186.07	37,90,221.48
(19) Construction of a school building on the Plot offered by Bombay Housing Board at S. No. 14, Chembur	1,47,383.40	4,89,115.88	6,36,499.28
(20) Acquisition of a Plot at Kol-dongri for Marathi and Gujarati School ...	17,575.00	...	17,575.00
(21) Extension of Laxminagar Municipal School Building at Khar ...	13,650.00	...	13,650.00
(22) Acquisition of land bearing C.S. No. 47 Hissa No. 1 (Part) and 2 (Part) of Mogra Village, Andheri East for a School building ...	20,599.46	...	20,599.46
(23) Construction of a school building and a sanitary block for Jogeshwari Gumpna Municipal Marathi School...	19,950.00	...	19,950.00
(24) Construction of a School Building on the Plot offered by Jogeshwari Co-operative Housing Colony	164.20	164.20
(25) Construction of an additional floor over Rao Memorial School at Pali Hill, Bandra	28,353.94	28,353.92
(26) Construction of a School Building on Plot No. 169, T.P.S. II, Vile Parle	6,38,044.68	6,38,044.68
(27) Extension of Bhandup Municipal School	22,654.02	22,654.02
(29) Construction of a School Building at Koldongri, Andheri	141.92	141.92
(29) Construction of an open shed in the compound of Karia Estate for Gujarati School Bhandup	1,355.55	1,355.55
(30) Extension of School Building on Plot No. 50 in T.P.S. III, Santacruz	141.94	141.94
(31) Construction of a two storied Municipal School Building on Plot No. 370 (Part) at Vakola Santacruz East...	...	141.92	141.92
Total Works in Progress ...	37,96,193.27	13,93,300.12	51,89,493.39
Total; Suburban Section ...	43,17,124.78	13,99,400.12	57,16,524.90

APPENDIX No. 36—(Contd.)

EDUCATION FUND

Block Account showing details of Capital Expenditure upto 31st March 1961.

	Total Capital Expenditure upto 31st March 1960.	Expenditure during 1960-61.	Total Capital Expenditure upto 31st March 1961.
	Rs.	Rs.	Rs.
Extended Suburban Section			
<i>Works in Progress—</i>			
(1) Construction of a school building for Gujarati School at Kandivli ...	139.65	53,292.75	53,432.40
(2) Construction of a school building for Goregaon Gujarati Hindi and Marathi School ...	74.81	2,46,795.81	2,46,870.62
(3) Extension of Buildings for Malad East and West Marathi and Gujarati School ...	27,820.16	...	27,820.16
(4) Extension of Buildings for Borivali Marathi and Gujarati School ...	11,207.60	...	11,207.60
(5) Acquisition of Plot offered by Bombay Gorakshak Samiti in Kandivali East ...	22,010.40	...	22,010.40
(6) Construction of a two storied school building on the plot offered by Bombay Gowrakshak Samiti at Akuruli Road, Kandili East	86,654.32	86,654.32
(7) Construction of a two roomed semi-permanent school building at Mahur Village, Mulund	12,009.39	12,009.39
(8) Construction of a semi-permanent building for Hindi School at Mulund	20,029.35	20,029.35
Total: Works in Progress ...	61,252.62	4,18,781.62	4,80,034.24
Total: Extended Suburban Section ...	61,252.97	4,18,781.62	4,80,034.24
DISCOUNT AND OTHER CHARGES ON THE LOANS:			
Discount and other charges on the Loans ...	2,44,495.14	...	2,44,495.14
Total: Loan Funds ...	1,27,66,931.37	54,87,225.34	1,82,54,156.71
(2) Trust Funds			
Works completed (as per Report for 1959-60) ...	68,775.90	...	68,775.90
<i>Works completed—</i>			
Construction of a school building on Plot No. 50 in T.P. Scheme No. III, Santacruz ...	7,678.59	...	7,678.59
<i>Works in Progress—</i>			
Construction of a school building on the Plot behind Jawahar Talkies, Kurla, for Hindi School ...	21,721.31	...	21,721.31
(2) Construction of a school building for Gujarati School at Kandivli	10,366.12	10,366.12
Total: Trust Funds ...	98,175.80	10,366.12	1,08,541.92
Grand Total ...	1,28,65,107.17	54,97,591.46	1,83,62,698.63

Note.—Capital expenditure upto 31st December 1950 is shown in Budget 'A' accounts under III.—Education Primary. (Appendix No. 8).

APPENDIX No. 37

EDUCATION FUND

Statement showing outstanding loans due by the Municipality, the interest outstanding on 1st April 1960 on the different Loans, the amount payable for the year 1960-61, the amount paid by the State Bank of India, and in Office during that year and the balances outstanding on 31st March 1961.

Particulars of Loans.	Rate of Interest.	Balance due on 1-4-60.	Amount raised in 1960-61.	Total.	Amount repaid in 1960-61.	Balance due on 31st March 1961.	Interest outstanding on 1-4-1960.	Interest payable in 1960-61.	Total Interest due.	Deduct Interest paid by the State Bank of India and in Office.	Outstanding balance on 31st March 1961.
(1)	(2)	(3)	(4)	(5)	(6)	(7)	(8)	(9)	(10)	(11)	(12)
		Rs.		Rs.		Rs.	Rs. nP.	Rs. nP.	Rs. nP.	Rs. nP.	Rs. nP.
Loans raised from the Public											
(1) The 5 Lakhs Education Loan of 1952-53	4 per cent.	5,00,000	...	5,00,000	...	5,00,000	1,460.00	20,000.00	21,460.00	20,550.00	910.00
(2) The 5 Lakhs Education Loan of 1952-53	4 per cent.	5,00,000	...	5,00,000	...	5,00,000	...	20,000.00	20,000.00	20,000.00	...
(3) The 15 Lakhs Education Loan of 1954-55	4 per cent.	15,00,000	...	15,00,000	...	15,00,000	6,195.00	60,000.00	66,195.00	56,544.00	9,651.00
(4) The 20 lakhs Education Loan of 1955-56	4 per cent.	20,00,000	...	20,00,000	...	20,00,000	19,215.00	80,000.00	99,215.00	92,015.80	7,200.00
(5) The 35 lakhs Education Loan of 1957-58	4½ per cent.	35,00,000	...	35,00,000	...	35,00,000	...	1,48,750.00	1,48,750.00	1,48,750.00	...
(6) The 30 lakhs Education Loan of 1958-59	4½ per cent.	30,00,000	...	30,00,000	...	30,00,000	637.50	1,27,500.00	1,28,137.50	1,26,543.75	1,593.75
(7) The 50 Lakhs Education Loan of 1959-60	4 per cent.	50,00,000	...	50,00,000	...	50,00,000	...	2,00,000.00	2,00,000.00	2,00,000.00	...
(8) The Rs. 38.5 Lakhs Education Loan of 1960-61	4½ per cent.	...	38,50,000	38,50,000	...	38,50,000
(9) The Rs. 10 Lakhs Education Loan of 1960-61	4½ per cent.	...	10,00,000	10,00,000	...	10,00,000
Loans from Public		1,60,00,000	48,50,000	2,08,50,000	...	2,08,50,000	27,507.50	6,56,250.00	6,83,757.50	6,64,402.75	19,354.75

APPENDIX No. 38
EDUCATION FUND

Statement showing the Actual Investments on account of the Sinking Fund of different Municipal Loans upto 31st March 1961, compared with the amounts which should have accumulated upto that date on the basis of the Fixed Instalments and the amounts set aside as Sinking Fund as at 31st March 1961.

Name of Loan	Amount raised	When raised	When repayable	Amount of Annual Sinking Fund Instalment	Date when Sinking Fund commenced	Amount of Sinking Fund which should have accumulated upto 31st March 1961 at compound Interest
1	2	3	4	5	6	7
	Rs.			Rs.		Rs. nP.
<i>4 percent. Municipal Loan (3½ percent. basis).</i>						
10 lakhs Education Loan 1952 ...	5,00,000	3rd September 1952.	1st September 1964	33,756.12	1st September 1953	3,15,018.00
10 lakhs Education Loan 1952-53 ...	5,00,000	26th November 1952.	1st September 1967	25,438.00	1st September 1953	2,37,391.00
10 lakhs Education Loan 1954 ...	15,00,000	16th October 1954.	1st September 1964	51,694.00	1st September 1955	3,48,192.00
<i>4 percent Municipal Loan (3½ percent. basis).</i>						
10 lakhs Education Loan 1955 ...	20,00,000	15th September 1955	15th September 1967	70,723.00	15th September 1956	3,86,477.00
10 lakhs Education Loan 1959 ...	50,00,000	28th September 1959	28th September 1971	1,76,806.00	28th September 1960	1,79,969.00
<i>4½ percent Municipal Loan (3½ percent. basis).</i>						
10 lakhs Education Loan, 1957 ...	35,00,000	1st November 1957	1st November 1969	1,23,764.00	1st November 1958	3,90,046.00
10 lakhs Education Loan 1958 ...	30,00,000	11th August 1958	11th August 1970	1,06,084.00	11th August 1959	2,20,728.00
					Total ...	20,77,821.00

1	Amount actually invested upto 31st March 1961				Amount of interest accrued upto 31st March 1961 collected and invested in 1961-62	Total of Columns 5 and 6
	Amount of Sinking Fund invested upto 31st March 1960	Sinking Fund Instalments paid in 1960-61	Interest etc., accumulations invested in 1960-61	Total		
1	Rs. nP.	Rs. nP.	Rs. nP.	Rs. nP.	Rs. nP.	Rs. nP.
Sinking Fund ...	14,27,955.07	5,88,265.12	59,197.52	20,75,417.71		
In Public Securities as detailed in Appendix No. 41.				20,75,376.26		
In Cash ...				41.45		
Total ...				20,75,417.71	21,050.38	20,96,468.09

The market value of the securities on 31st March 1961 is Rs. 20,94,067.95 as shown in Appendix No. 41 and after adding the Cash Balance of Rs. 41.45 the interest accrued on securities amounting to Rs. 21,050.38 the total amount of Sinking Fund is Rs. 21,15,159.78.

APPENDIX No. 39
EDUCATION FUND

Statement of Advances for 1960-61.

Name of Account.	Opening Balance on 1st April 1960		Debits during 1960-61		Total.		Credits during 1960-61		Closing Balance on 31st March 1961.	
	Rs.	nP.	Rs.	nP.	Rs.	nP.	Rs.	nP.	Rs.	nP.
Municipal Officers:—										
Standing Advances for Contingent expenses ...	25,293	88	6,944	92	32,238	80	1,190	27	31,048	53
Motor Cars and Motor cycles to officers.	...		4,000	00	4,000	00	80	00	3 920	00
Loan Scholarships to Municipal Teachers under training ...	1,10,820	98	1,84,690	74	2,95,511	72	1,219	42	2,94,292	30
Dishonoured cheques		53	00	53	00	53	00	...	
	1,36,114	86	1,95,688	66	3,31,803	52	2,542	69	3,29,260	83
Sundries Miscellaneous Advances ...	2,50,721	77	10,80,267	25	13,30,989	02	2,58,653	49	10,72,335	53
Total.	3,86,836	63	12,75,955	91	16,62,792	54	2,61,196	18	14,01,596	36

APPENDIX No. 39-A

EDUCATION FUND

Statement of Deposit Accounts for 1960-61

Name of Account.	Opening Balance on 1st April 1960		Credits during 1960-61		Total.		Debits during 1960-61		Closing Balance on 31st March 1961.	
	Rs.	nP.	Rs.	nP.	Rs.	nP.	Rs.	nP.	Rs.	nP.
A.—Cash Deposits from Contractors, Tenderers and Municipal Employees ...										
(i) From Contractors ...	2,45,087	73	1,45,901	52	3,90,939	25	59,372	07	3,31,617	25
(ii) From Tenderers ...	72,114	00	1,12,288	50	1,84,402	50	1,57,765	00	26,637	50
B.—Cash Deposits from private parties received through Departmental Offices ...	27,175	79	53,790	72	80,966	51	37,829	05	43,137	46
C.—Other Cash Deposits ...										
(1) Provident Fund Advances etc. ...	62,083	64	151,475	20	2,13,558	84	1,19,211	34	94,347	50
(2) Pensions ...	7,876	43	8,298	67	16,175	10	6,149	59	10,025	51
(3) Co-operative Societies ...	6,855	42	21,102	47	27,957	89	17,045	56	10,912	33
(4) Interest on Securities of Endowment Funds ...	11,308	88	7,667	13	18,976	01	6,643	19	12,332	82
(5) Interest on other Securities	
(6) Income-tax on Establishments ...	395	41	1,357	56	1,752	97	862	71	890	26
(7) Unpaid Rent ...	82,719	12	68,433	12	1,51,152	24	71,105	77	80,046	47
(8) Court attachment and departmental dues ...	57	02	11,184	23	11,241	25	4,169	27	7,071	98
(9) Other Deposits ...	8,80,657	61	9,69,914	05	18,50,571	66	9,53,921	01	8,96,650	65
(10) Sales Tax ...	1,594	92	536	33	2,101	25	2,101	11	00	14
(11) Unclaimed Wages ...	2,14,033	16	3,79,000	61	5,93,033	77	3,56,516	45	2,36,517	32
(12) Municipal Contribution ...	1,89,873	29	2,492	90	1,92,366	19	18,093	53	1,74,272	66
D.—Paper Deposits kept in Office ...	6,700	00	2,000	00	8,700	00	6,700	00	2,000	00
E.—Paper Deposits from Contractors Municipal Employees etc.,	1,07,900	00	70,700	00	1,78,600	00	35,500	00	1,43,100	00
F.—Security Deposit for Supply of Text Books	
Wages Deposit Account	
Provident Fund Recoveries and Payments	...		39,29,594	26	39,29,594	26	39,29,594	26	...	
Total ...	19,16,432	42	59,35,707	27	78,52,139	69	57,87,579	84	20,69,559	85

APPENDIX No. 39-B
EDUCATION FUND

Statement showing ' Interest accrued but not paid ' in respect of the following Municipal Loans credited to Suspens Account pending adjustment in their respective years of repayment outstanding on 31st March 1961.

Year of Adjustment	Particulars of Loan	Amount of Interest accrued but not paid outstanding		Date of maturity of loan
		Rs.	nP.	
1953-54	Rs. 5 lakhs Education Loan of 1952-53 ...	1,666	67	1-9-1964
1954-55	Rs. 5 lakhs Education Loan of 1952-53 ...	1,666	67	1-9-1967
1955-56	Rs. 15 lakhs Education Loan of 1954 ...	5,000	00	1-9-1964
1956-57	Rs. 20 lakhs Education Loan, 1955 ...	3,777	78	15-9-1967
1959-60	Rs. 35 lakhs Loan of 1957-58 ...	61,979	17	1-11-1969
1959-60	Rs. 30 lakhs loan of 1958-59 ...	18,062	50	11-8-1970
1960-61	Rs. 50 lakhs loan of 1959-60 ...	2,222	22	28-9-1971
	Total ...	94,375	01	

APPENDIX No. 40
EDUCATION FUND

Statement showing the amounts of Receipts and Expenditure respectively credited and debited to the Education Fund during the year 1960-61 and the balance at the credit of the Fund at the close of the year 1960-61 (i.e., 31st March 1961).

	Rs	nP.
RECEIPTS—A.—REVENUE ACCOUNT		
(1) Fees and Fines from Municipal Schools ...	46,71,935	16
(1 A) Education Cess ...		
(2) Contribution towards Primary Education from Municipal Corporation under Section 126C(c) of the Bombay Municipal Corporation Act—		
(i) From Budget 'A' ...	1,18,19,117	00
(ii) From Budget 'D' ...	21,37,098	00
(iii) From Budget 'F' ...	7,35,435	61
(2A) Special Contribution from :—		
(i) Budget 'A' ...	4,27,000	00
(ii) Budget 'D'
(iii) Budget 'F'
(3) Contribution from Government under Clause 2(e) of Schedule BBA of the Bombay Municipal Corporation Act ...	53,11,900	00
(4) Interest on Endowment and Investments ...	7,144	98
(5) Rent and other proceeds of properties ...	62,212	13
(6) Interest and Profits on Investments of Surplus, Loan and other balances ...	2,68,235	08
(7) Miscellaneous Receipts ...	65,587	30
Total—Revenue Receipts ...	2,55,05,665	26
RECEIPTS—B.—CAPITAL ACCOUNT		
(1) New Loan ...	48,50,000	00
(2) Govt. Grant-in-Aid for Primary School Buildings constructed in the merged Suburban area
(3) Trust Fund
Total—Capital Receipts ...	48,50,000	00
RECEIPTS—C.—SUSPENSE ACCOUNT		
Advances—Municipal Officers—		
(a) Standing Advances for Contingent Expenditure ...	1,190	27
(b) Motor Cars and Motor Cycles to Officers ...	80	00
(c) Dishonoured Cheques ...	53	00
(d) Loan scholarships to Municipal Teachers Under Training ...	1,219	42
Advance for purchase of Plant and Machinery ...	17,382	00
Sundries—Miscellaneous Advances ...	2,58,653	49
State Bank of India and other Local Banks Paper and Cash Account—including paper deposits in office custody		
Sinking Fund (Paper and Cash) Account ...	37	36
Endowment Fund (Paper and Cash) Account ...	241	69
Loan Fund (Paper and Cash) Account
Surplus Fund (Paper and Cash) Account ...	5,40,100	00
Sundry Deposits (Paper and Cash) Account ...	2,19,83,554	51
Deposit Account ...	20,06,113	01
Provident Fund Recoveries ...	39,29,594	26
Provident Fund Investments ...	16,29,802	02
Cash Bills Outstanding
Cheques Payable ...	3,04,22,666	98
Wages Deposit Account
Municipal Contribution Receivable ...	1,94,745	82
Municipal Contribution Payable (Refundable) ...	1,39,600	78
Endowment Fund Account ...	807	14
Sinking Fund Account—Education ...	6,47,462	64
Education Loan Interest Warrant Payable Account ...	4,32,294	25
Interest Receivable Account
Interest accrued but not paid ...	2,222	22
Investment of Surplus Monies in Public Securities ...	5,00,000	00
Advances from Surplus Monies for financing Capital Expenditure pending raising of Loan.
Total—Suspense Receipts ...	6,27,07,820	86

APPENDIX No. 40. (Contd.)

EXPENDITURE—A.—REVENUE ACCOUNT		Rs.	nP.
A.—General Supervision and Administration	...	5,51,126	92
B.—Municipal Primary Schools	...	2,13,79,120	78
C.—Private Primary Schools	...	5,72,489	26
D.—Medical Inspection of school children	...	3,24,994	64
E.—Enforcement of Compulsion	...	12,709	91
F.—Educational Activities	...	1,66,720	41
G.—Pension and Provident Fund	
H.—Dearness Allowance	
I.—New Works	...	1,979	45
J.—Debt Charges	...	13,79,510	03
K.—Training Facilities for Municipal Teachers.	...	25,801	29
L.—Proportionate cost of collection of Education Cess	...	32,129	97
Total—Revenue Expenditure	...	2,44,46,582	66
EXPENDITURE—B.—CAPITAL ACCOUNT			
(1) Loan Funds	...	54,87,225	34
Advance for purchase of furniture for New Schove Buildings	...	5,81,116	72
(2) Trust Fund	...	10,366	12
Total—Capital Expenditure	...	60,78,708	18
EXPENDITURE—C.—SUSPENSE ACCOUNT			
Advances—Municipal Officers—			
(a) Standing Advances for contingent expenditure	...	6,944	92
(b) Motor Cars and Motor Cycles to Officers	...	4,000	00
(c) Dishonoured Cheques	...	53	00
(d) Loan Scholarship to Municipal Teachers under Training	...	1,84,690	74
Advance for purchase of Plant and Machinery	
Sundries—Miscellaneous Advances	...	10,80,267	25
State Bank of India and other Local Banks Paper and Cash Account—including Paper Deposits in office custody			
Sinking Fund (Paper and Cash) Account	...	6,47,500	00
Endowment Fund (Paper and Cash) Account	...	807	14
Loan Fund (Paper and Cash) Account	...	71,291	82
Surplus Fund (Paper and Cash) Account	...	13,92,341	69
Sundry Deposits (Paper and Cash) Account	...	2,00,63,300	15
Deposit Account	...	18,52,985	58
Provident Fund Payments	...	39,29,594	26
Provident Fund Investments	...	16,29,802	02
Cash Bills Outstanding	
Cheques Payable	...	2,99,00,994	99
Wages Deposit Account	
Municipal Contribution Receivable	...	22,783	27
Municipal Contribution Payable (Refundable)	
Endowment Fund Account	...	241	69
Sinking Fund Account Education	
Education Loan Interest Warrants—Payable Account	...	4,28,957	25
Interest Accrued but not paid	
Interest Receivable Account	
Investment of Surplus Monies in Public Securities	...	5,00,000	00
Advances from Surplus Monies for financing Capital Expenditure pending raising of Loan	
Total—Suspense Expenditure	...	6,17,16,555	77

APPENDIX No. 40 (Concl'd.)

SUMMARY

Receipts.			Disbursements.	
Rs.	nP.		Rs.	nP.
10,39,512	92	Balance on 1st April 1960—		
2,55,05,665	26	A.—Revenue Account	2,44,46,582	66
48,50,000	00	B.—Capital Account	60,78,708	18
6,27,07,820	86	C.—Suspense Account	6,17,16,555	77
9,30,63,486	12	*Balance on 31st March 1961	9,22,41,846	61
			18,61,152	43
9,41,02,999	04	Total	9,41,02,999	04
Bank's Reconciliation—			Rs.	nP.
*Balance as per Bank's Pass Book		...	30,36,638	25
Add—Revenue sent to the Bank on 31st March 1961 but acknowledged on 1st April 1961.			1,876	00
Less—Uncashed cheques		...	30,38,514	25
			12,12,742	74
Balance as per Day Book (Col. No. 10)		...	18,25,771	51
Balance in Office in Government Promissory Notes etc.		Rs. nP. ...		
		14,500 00		
Balance in Office in Cash		20,880 92		
			35,380	92
			18,61,152	43

APPENDIX No. 41
EDUCATION FUND

*Comparison of Face, Purchase and Market Values at 31st March 1961
of the different Securities held in the Sinking Fund*

Particulars of Securities	Face value	Purchase rate per cent.	Book Value	Market rate per cent.	Value at Market Rate (Municipal Debentures being valued at par)
	Rs.	Rs.	Rs. nP.	Rs.	Rs. nP.
4 per cent. Municipal Debentures ...	2,59,000	99½	2,57,057.50	Par	2,59,000.00
" " ...	6,00,000	99½	5,97,000.00	"	6,00,000.00
" " ...	2,45,000	99½	2,44,387.50	"	2,45,000.00
" " ...	1,99,000	100	1,99,000.00	"	1,99,000.00
4¼ per cent. Municipal Debentures ...	96,000	98½	94,800.00	"	96,000.00
" " ...	81,500	100	81,500.00	"	81,500.00
3¼ " " ...	6,000	87 3/25	5,227.20	"	6,000.00
" " ...	1,09,500	87½	95,812.50	"	1,09,500.00
3 per cent. Conversion Loan, 1946 ...	400	82½	330.00	73.85	295.40
3 per cent 1st Development Loan 1970-75 ...	300	87½	261.56	90.85	272.55
4 per cent Maharashtra State Dev. Loan 1969. ...	5,00,000	100	5,00,000.00	99.50	4,97,500.00
Total ...	20,96,700		20,75,376.26		20,94,067.95

APPENDIX No. 41-A
EDUCATION FUND

Statement showing the amount of and object for which the endowments held under the Endowment Fund were received from different parties upto 31st March 1961.

Serial No	Name of Donor,	Object for which endowment is given.	Particulars of Securities.	Face value.	Rate per cent.	Book value.
				Rs.	a.	Rs. pP.
1	Smt. Anandibai Keskar	"Amandibai Keskar Prize" at Dadar Kumbharwada Marathi Girl's School	3 per cent. Conversion Loan 1946	100	Par	100 00
2	Bachubai S. Bengalee	"Bachubai Sorabji Bengalee and Sorabjee Shapurji Bengalee Prizes" at S. S. Bengalee Gujarati Girl's School.	4 per cent. Bombay Port Trust Bonds 3 per cent. 1st Development Loan 1970-75	1,000 500	Par 87 3	1,000 00 435 94
3	Bai Gulabbai H. Shah Memorial Committee	"Bai Gulabbai Haribhai Shah Prize" at Gujarati Schools.	3 per cent. Conversion Loan 1946	900	Par	900 00
4	Bai Kashibai Itchhashankar Joshi	"Bai Kashibai Itchhashankar Joshi Prizes" at Bhuleswar Gujarati Girls' School.	3 per cent. 1st Development Loan 1970-75 3 per cent. Non-terminable Loan 1896-97	300 1,300	87 3 ...	261 56 1,202 00
5	Mr. Mathuradas Tricunddas and Sheth Vithaldas Damodar Govindjee Trustees.	"Bai Nandubai d/o Ruttansay Raghavji alias Bai Gunvantibai w/o Chhabildas Chutarbhuj Bhagat's scholarships" at Gujarati Girls Schools.	2½ per cent. Govt. Loan 1961	4,200	Par	4,200 00
6	Mr. Ramdas Madhavji	Behn Manjula d/o Ramdas Madhavji Memorial Fund" for distributing leharies at Bhuleswar Gujarati Girls' School.	3 per cent. Conversion Loan 1946 3½ per cent. Bombay Municipal Debentures 1947 3 per cent. 1st Development Loan 1970-75	2,500 500 100	Par 99 4 87 3	2,500 00 496 25 87 19 31 31
7	Dr. Blaney Memorial Fund	"Dr. Blaney Prize"	3 per cent. 1st Development Loan 1970-75 do	1,100 600	98 8½ 87 3	1,083 84 523 12 25 62
8	Mr. Nawroji Sorabji Bengalee son of Meherbai Kola and late students and sympathizers etc. of the S. S. Bengalee Gujarati Girls, School.	"Golden Jubilee of the S. S. Bengalee Gujarati Girls' School Trust Fund" and "Nowroji Bengalee Trust Fund" scholarship prizes etc., at S. S. Bengalee Gujarati Girl's School	4 per cent. Bombay Municipal Debentures 1954 3 per cent. 1st Development Loan 1970-75 3 per cent. Conversion Loan 1946	3,500 300 1,900	99 12 87 3 Par	3,491 25 261 56 1,900 00
9	Harkisondas Brijlal Memorial Committee	"Harkisondas Brijlal Prize" at Buddiwardhak, Gujarati Boy's School	3 per cent. Conversion Loan 1946 3 per cent. 1st Development Loan 1970-75	500 200	Par 87 3	500 00 174 37 12 81
10	The Anjaria Memorial Fund Committee	"Himatlal Ganeshji Anjaria Scholarship" to teachers under training	3 per cent. Conversion Loan 1946 3 per cent. 1st Development Loan 1970-75	1,200 500	Par 87 3	1,200 00 435 94
11	Messrs. Jairajbhoy Peerbhoy and Noormahomed Jairajbhoy Peerbhoy.	"Jairajbhoy Peerbhoy Gujarati Girl's School Fund".	4 per cent. Bombay Municipal Debentures 1954 3 per cent. Conversion Loan 3 per cent. 1st Development Loan (1970-75)	2,000 15,000 400	99 12 Par 87 3	1,995 00 15,000 00 348 15 56 25
12	Executors of the will of the late Jeshtaram Premji	"Jeshtaram Premji School Trust Fund"	3 per cent. Conversion Loan 1946 4 per cent. Bombay Municipal Debentures (180 lacs) 1954 4 per cent. Bombay Port Trust Bonds (1913) 2½ per cent. Govt. Loan 1961	9,100 4,500 500 400	Par 99 12 116 0 98 14	9,100 00 4,488 75 580 00 395 50
13	Bai Jivkore Lalubhai	"Bai Jivkore Lalubhai Scholarship and Prize" at S. S. Bengalee Gujarati Girls' School.	3 per cent. Conversion Loan 1946 22 Ordinary shares of Rs. 250 each in Commercial Ahmedabad Mills Co. Ltd. 3½ per cent. Bombay Municipal Debentures 1977 3 per cent. Conversion Loan 1946	5,400 5,500 2,500 1,600	100 4 Par 87 2	5,413 50 5,500 00 2,178 12 1,320 00

APPENDIX No. 41A—(contd.).
EDUCATION FUND

Serial No	Name of Donor	Object for which endowment is given.	Particulars of Securities	Face value.	Rate per cent.	Book Value.	
				Ra.	Rs. nP.	Rs. nP.	
			{ 4½ Bombay Municipal Debentures, 1957 ...	1,500	98 75	1,481	25
			{ 3½ Bombay Municipal Debentures (1.25 Crores Loan Rep. 1977) ...	2,000	98 8	1,970	00
			{ 4 per cent Bombay Municipal Debentures 1959 ...	1,000	Par	1,000	00
			{ 3 per cent. Conversion Loan 1946 ...	1,800	80 9	1,450	12
			{ 4½ per cent Bombay Municipal Debentures 1961 ...	500	per	500	00
14	Residents of Girgaum Locality	... "Khurshedbai Byramji Wadia Prize" for Municipal Girgaum Gujarati School	{ 3½ per cent. Bombay Municipal Debentures Rep. 1977 ...	500	98 2	490	62
			{ 3 per cent. 1st Development Loan 1970-75 ...	100	87 3	87	19
15	Lord Hardinge Birth day Celebration Committee.	... "Lady Hardinge Prize" at Municipal Schools	{ 3 per cent. 1st Development Loan (1970-75) ...	1,200	98 8½	1,182	37
			{ 3 per cent. 1st Development Loan 1970-75 ...	900	87 3	784	69
16	The Limaye Satkar Mandal	... "Limaye Prize" at Municipal Marathi Schools	{ 3 per cent. Conversion Loan 1946 ...	500	Par	500	00
			{ 3 per cent. 1st Development Loan 1970-75 ...	100	87 3	87	19
17	Mr. Bhagwandas Madhavdas Raghunathdas	... "Madhavdas Raghunathdas Prize" to girls of S. S. Bengali Gujarati Girls' School.	{ 3 per cent. Conversion Loan 1946 ...	500	Par	500	00
			{ 3 per cent. 1st Development Loan 1970-75 ...	100	87 3	87	19
18	Bai Janabai Rokde	... "Madhavrao Rokde Free School Endowment and Trust Fund"	{ 3 per cent. 1st Development Loan (1970-75) ...	20,000	98 8½	19,706	25
			{ Do. do. ...	300	87 3	261	56
			{ 3 per cent. Conversion Loan 1946 ...	200	101 8	203	00
			{ 3 per cent. Conversion Loan 1946 ...	100	82 8	82	50
			{ 4 per cent Bombay Municipal Debentures 1954 ...	7,500	99 12	7,481	25
						*65	44
19	Ratansee Mulji	... "Manekbai Ratansi Mulji Prize" at Ratansi Mulji Gujarati Boys' School	{ 4 per cent. Bombay Port Trust Bonds ...	1,000	Par	1,000	00
			{ 3 per cent. 1st Development Loan 1970-75 ...	300	87 3	261	56
20	Municipal Gulabbai Central Gujarati Girls' School Diamond Jubilee Memorial Committee.	... "Municipal Gulabbai Central Gujarati Kanyashala Diamond Jubilee Memorial Fund" for imparting education in tailoring, cutting and sewing.	{ 3 per cent. Conversion Loan 1946 ...	5,200	Par	5,200	00
21	Bai Navalbai d/o. Raghunathdas Gopalidas	... "(Navalbai) The Nagardas Raghunathdas scholarship" at Nagardas Raghunathdas Gujarati Boys' School.	{ 4 per cent. Bombay Port Trust Bonds ...	2,500	Par	2,500	00
			{ 3 per cent. 1st Development Loan 1970-75 ...	500	87 3	435	94
						*38	44
22	Messrs. Raghunathdas Gopalidas, Dharamdas Tribhuvandas, Ranchhoddas Dharamdas and Ishwardas Lakhmidas.	... "The Nagardas Raghunathdas Gujarati Boys' Scholarships and Endowment" at Nagardas Raghunathdas Gujarati Boys' School.	{ 3 per cent. Conversion Loan 1946 ...	23,000	Par	23,000	00
23	Gujarati Teachers Association	... "Prof. N. G. Welinkar Prizes" to Pupils of Gujarati Schools	{ 3 per cent. Conversion Loan 1946 ...	1,000	94 5	943	12
			{ 3 per cent. 1st Development Loan 1970-75 ...	400	87 3	348	75
						*12	81
24	Executors of the Estate of the late Mr. Nowrojee Sorabjee Bengalee J. P.	... "Nowrojee Sorabjee Bengalee Prize" at S. S. Bengalee Municipal School	{ 3 per cent. Conversion Loan 1946 ...	2,000	Par	2,000	00
			{ 3 per cent. 1st Development Loan 1970-75 ...	300	87 3	261	56
25	Jagivan Raisy Raja Nephew of Paramand Raja	... "The Paramanand Raja Endowment Fund"	{ 3 per cent. Conversion Loan 1946 ...	13,800	Par	13,800	00
26	Parwatibai Dwarkadas Tribhuvandas	... "Bai Parwatibai Dwarkadas Prize" at Bhulehwar Gujarati Girls' School...	{ 3 per cent 1st Development Loan (1970-75) ...	200	87 3	174	37
						*25	62
27	The Trustees of Bai Padmabai Trust	... "The Padmabai Quran Sharif Urdu School Trust Fund"	{ 3 per cent. Conversion Loan 1946 ...	6,500	Par	6,500	00

* Represents balance in Cash with the State Bank of India

APPENDIX No. 41A—(concl'd.)
EDUCATION FUND.

Serial No.	Name of Donor.	Object for which endowment is given.	Particulars of Securities.	Face value.	Rate per cent.	Book Value
28	Sir Currimbhoy Ibrahim, Bart.	... "The Rahiratulla Currimbhoy Training Institution Scholarships" at Imamwada Urdu School.	{ 4 per cent. Bombay Municipal Debenture 1954 (180 Lakhs) ... 3 per cent. Conversion Loan 1946 ... 3½ per cent. Bombay Municipal Debentures, 1977 ...	17,000 1,000 8,500	99 12 Par 87 2 0	16,957 50 1,000 00 7,405 62 *42 50
29	Mr. Laldas Prabhudas	... "Bai Rambhabai Laldas Prabhudas Girls' School Scholarship and Endowment and Trust Fund" for Bai Rambhabai Laldas Prabhudas Girls' School.	4 per cent. Bombay Port Trust Bonds	10,000	Par	10,000 00
30	Mr. Rattansee Mulji	... "Rattansee Mulji Scholarship and Endowment Fund" at Ratansee Mulji Gujarati Boys' School.	4 per cent. Bombay Port Trust Bonds	10,000	Par	10,000 00
31	Bai Walibai w/o Vallabhadas Vishram Mowji	... "Bai Walibai Vallabhadas Endowment Fund"	4 per cent. Bombay Municipal Debentures	29,000	Par	29,000 00
32	S. B. Pendurkar Memorial Mitra Mandal	... "S. B. Pendurkar Memorial Prizes" at Municipal Marathi Schools	{ 3 per cent. Conversion Loan 1946 ... 3 per cent. 1st Development Loan 1970-75 ...	600 200	Par 87 3	600 00 174 37
33	Kashalkar Satkar Committee	... "Shantabai Kashalkar Prizes" at Municipal Marathi Schools	{ 2½ per cent. Loan 1961 ... 4 per cent. Bombay Municipal Debentures (180 lacs... 1954) ...	400 3,000	99 0 99 12	396 00 2,992 50 *4 00
34	Sheth Dwarkadas Tribhuvandas, J.P.	... "Sheth Dwarkadas Tribhuvandas J.P., Garba Party Labani Trust Fund" at Bhuleshwar Gujarati Girls' Schools	{ 4 per cent. Bombay Municipal Debentures ... 4½ per cent. Bombay Municipal Debentures, 1957 ... 3 per cent. 1st Development Loan 1970-75 ...	2,500 500 300	Par 98 75 nP. 87 3	2,500 00 493 75 261 56
35	Sheth Dwarkadas Tribhuvandas, J.P.	... "Sheth Dwarkadas Tribhuvandas Prizes" at Walkeshwar group of schools	{ 4 per cent. Bombay Municipal Debentures (180 lacs 1954) ... 4½ per cent. Bombay Municipal Debentures 1957 ... 3 per cent. 1st Development Loan 1970-75 ...	3,000 500 200	99 12 98 75 nP. 87 3	2,992 50 493 75 174 37 *6 25
36	Teachers and Pupils of the Municipal S. S. Bengali Gujarati Girls' School.	... "S. S. Bengali Gujarati Girls' School Trust Fund" prize at S. S. Bengalee Gujarati Girls' School.	3 per cent. Conversion Loan 1946	100	97 10	97 63
37	Mr. Virji Peraj, Managing Trustee of the Peraj Padamsi Lohana Girls' School.	... "The Thakkar Peraj Padamsi Lohana Kanyashala Trust and Endowment Fund."	4 per cent. Bombay Municipal Debentures (180 Lacs 1954).	8,000	99 12	7,980 00 *20 00 *2 37
38	Primary Teachers' Association	... "R. S. Taki Scholarship and Prizes"	{ 3 per cent. Conversion Loan 1946 ... 3 per cent. 1st Development Loan 1970-75 ...	1,100 300	Par 87 3	1,100 00 261 56
39	Vishnupant Pagnis Satkar Samiti Bombay	... "Vishnupant Pagnis Prizes"	{ 3 per cent. Conversion Loan 1946 ... Do. ... 3 per cent. 1st Development Loan 1970-75 ...	1,500 200 300	Par 82½ 87 3	1,500 00 165 00 261 56
40	Pupils and Teachers in Municipal Schools	... "War Loan Prizes"	{ 3 per cent. 1st Development Loan (1970-75) ... 3 per cent. Conversion Loan 1946 ... 4 per cent. Bombay Municipal Debentures 180 lacs 1954 ...	400 3,500 1,500	87 3 Par 99 12	348 75 3,500 00 1,496 25 *52 50
41	Mr. Lalubhai Trimbakram, Executor of the Will of Bai Matubai Ratansi Dhanji.	... "Matubai Ratansi Dhanji Gujarati School Endowment Fund"	3½ per cent. Bombay Municipal Debentures 1977	50,000	Par	50,000 00
42	Smt. S. Dallas	... "Dallas Fund" Monetary help to the staff of Education Officer's office and Gujarati Teachers until the Corpus of the fund is wiped out.	3 per cent. Conversion Loan 1946	5,400	80 9	4,350 37
43	The Society for the promotion of Education among the masses known as the Dadabhoy Nowroji Poor Boys Seminary.	... Donation for the promotion of Education among the masses	3 per cent. Conversion Loan, 1946	8,000	Par	8,000 00
44	Mr. Mukund Sadashiv Patil	... "Sadashiv Harishchandra Patil Prize Fund"	3 per cent. Conversion Loan, 1946	500	"	500 00
45	Trustees of the Estate of the Late N. P. Vakil	... "Sir Nowroji Pestonji Vakil Scholarship Fund" for depressed class pupils.	{ 3 per cent. Conversion Loan, 1946 ... 3 per cent. 1st Development Loan 1970-75 ... 4 per cent. Bombay Municipal Debentures (180 lacs) 1954 ...	4,500 200 500	" 87 3 99 12	4,500 00 174 37 498 75

APPENDIX No. 41A—(concl'd.)

EDUCATION FUND.

Serial No.	Name of Donor.	Object for which endowment is given.	Particulars of Securities.	Face Value.	Rate per cent.	Book Value.
46	Messrs. Narayan Ramchandra Deo and Atmaram Ramchandra Deo.	"The Ramchandra Sitaram Deo alias Bals Bhatji Prize Fund"	... 3 per cent. Conversion Loan, 1946	... 500	Par	500 00
47	Prof. V. G. Rao	... Prof. V. G. Rao's Scheduled Class Scholarships	... 3 per cent. Conversion Loan, 1946	... 400	82 8	400 00
48	Smt. Manoramabai Govindrao Kulkarni	... "Manoramabai Govindrao Kulkarni Prize"	... 3 per cent. Conversion Loan, 1946	... 300	82 8	247 50
49	Diwan Bahadur G. S. Rao	... "Diwan Bahadur G. S. Rao Prize"	... 3 per cent. 1st Development Loan 1970-75	... 300	87 3	261 56
50	The Secretary, Municipal Marathi Teachers' fund.	... Shikshak Fund Prizes* to children of Municipal Teachers' from the Marathi side.	{ 3½ per cent. Bombay Municipal Debentures 3 per cent. Conversion Loan 1946	... 2,500 ... 300	87 82 8	2,175 00 247 50 *77 50
51	Executor of the Will of the late Shri D. H. Bondre.	... D. H. Bondre Prizes to backward class students.	... { 3½ per cent. Bombay Municipal Debenture 1977 3 per cent. Conversion Loan 1946 3% 1st Development Loan 1970-75	... 1,000 ... 100 ... 100	87 82 8 87 3	870 00 82 50 87 19 *15 31
52	Trustees of the late Sheth Laldas Prabhudas Kothari	... Distribution of prizes, sweetmeats etc. to students of Rambhabai School, in the name of Bai Rambhabai Laldas Kothari	... 3 per cent. Conversion Loan 1946	... 1,700	Par	1,700 00
53	Shri Laldas Jannadas	... Laldas Jannadas Prize to the pupil Standing first in fourth Standard Examination from each side by rotation	... 4 per cent. Bombay Municipal Debentures (180 Lakhs) (1954)	... 1,000	99 12	997 50 *2 50
54	Shri N. V. Bandukwala on behalf of Shri S. Saifuddin owner of Badri Mahal	... Badri Mahal Scholarship to the pupil standing first in annual examination of Std. V, of each side by rotation	... 4 per cent. Bombay Municipal debentures (180 lacs) 1954	... 1,000	99 12	997 50 *2 50
55	The Secretary R. V. Parulekar's 71st Birthday Celebration Committee	... 'R. V. Parulekar Prizes' to the Children of Municipal Primary Teachers securing highest percentage of marks in the S. S.C. & P.S.C. Examinations	... 4% Bombay Municipal Debentures (180 lakhs) 1954 3% 1st Development Loan 1970-75	... 2,500 ... 200	99 12 87 3	2,493 75 174 37 *67 13
56	Shri S. K. Bhiwandkar retired Superintendent of Municipal Marathi Schools	... Cash Prizes to a pupil from Municipal School standing first in the P. S.C. Examination and joining a Secondary School in that year.	... 4% Bombay Municipal Debentures, 1953	... 1000	99 4	992 50 *8 50
57	Smt. Bayobai Rahurkar	... Smt. Bayobai Rahurkar Prizes for pupils standing first at the P.S.C. Examination from the five selected Marathi Schools	... 3 per cent 1st Development Loan 1970-75 4½ per cent. Bombay Municipal Debentures 1957	... 100 ... 500	87 19 nP. 98 75 nP.	87 19 493 75 *70 06
58	Smt. Vanmalabai Varsen Jaykar Prize Fund	... Smt. Vanmalabai Varsen Jaykar Prizes to pupils standing first in Std IV in each of the three selected Schools.	... 4½ per cent Bombay Municipal Debentures 1957	... 500	98 75 nP.	493 75 *6 25
59	Smt. Lakshmbai Khade, (Ex-head teacher)	... Smt. Lakshmbai Khade Prize* to pupils in each of the four selected schools.	... 4½ per cent. Bombay Municipal Debenture 1957	... 500	98 75 nP.	493 75 *31.25
				Total	... 3,50,800	... 3,45,324 59 *1,173 19
				Grand Total	...	3,46,497 78

* Represents balance in cash with the State Bank of India.

ASSESSMENT AND COLLECTION

ADMINISTRATION REPORT FOR THE YEAR 1960-61.

Shri N. S. Shirodkar, B.A. (Hons.) was in charge of the department from 1st April 1960 to 18-5-1960 and from 16-6-1960 to 31-3-1961. Shri Sayed Husein Sultan was in charge of the department from 19-5-1960 to 15-6-1960 as Assessor and Collector (in charge).

Rates of Taxation.—The rates of taxation on lands and buildings continued to be the same as in the preceding year *viz.*, General Tax (including Fire Tax) at 19.75 per cent. Water Tax at 4.50 per cent., Halalkhore Tax at 3.50 per cent., Education Cess at a graduated scale as under :—

Rateable Value.	Rate.	
Re. 1 to Rs. 74	... Nil.	{ The Education Cess is leviable on the aggregate rateable value of all buildings and lands owned by one person in the same locality.
Rs. 75 to Rs. 299	... 1 per cent.	
Rs. 300 and above	... 1.50 per cent.	

The tax on vehicles and animals was levied at the maximum rates prescribed in Schedule G of the Bombay Municipal Corporation Act. The rates charged for the supply of water by meter measurement ranged between Rs. 1.65 and Rs. 5.50 per 10,000 litres according to the class of properties.

Properties.—The total number of properties on the 31st March 1961 was 56,692 as shown in Appendix "A". Out of these properties, 53,388 were assessed to General Tax and 2,178 were exempted from it under Section 143(1)(a) of the Bombay Municipal Corporation Act. Vacant lands owned by Government are not assessed till they are beneficially occupied while Railway lands are assessed in lump. The number of Municipal properties exempted from General tax under the provisions of the Bombay Municipal Corporation Act, during the year was 1,126.

The number of properties accounted for as newly erected, demolished and enlarged during the year was 771,442 and 1,043 respectively, the corresponding figures for the year 1959-60 being 524, 252 and 810. The number of single room tenements, double room tenements and flats in the City on the 31st March 1961 was 2,82,858, 85,278 and 70, 355, respectively.

Rateable Value.—The rateable value of all properties in the City on the 31st March 1961 was Rs. 30,60,45,289 as against Rs. 28,92,71,848 on the 31st March 1960. It worked out to Rs. 131.58 nP. per head of population of 23,25,945 as per the census of 1951 of the City proper against Rs. 124.37 nP. in the preceding year. In 223, cases the rateable value was increased by more than Rs. 2,000 in each case.

Vehicles and Animals.—Particulars of vehicles and animals taxed during the year (exclusive of those taxed under the Public Conveyance Act) and those taxed under the Public Conveyance Act are given in Appendices 'E' and 'F' respectively.

Under Section 185 of the Bombay Municipal Corporation Act, wheel tax in respect of hack-victorias, labour carts (without pneumatic tyres) and hand-carts (without pneumatic tyres) ordinarily leviable at Rs. 112, Rs. 40 and Rs. 8 per annum, respectively, was compounded for the year 1960-61 at Rs. 100, Rs. 35 and Rs. 6 respectively *vide* Standing Committee Resolution No. 4310, dated the 16th March 1960, for the reasons that the owners of these vehicles were required to pay the tax for the whole year in advance (Section 198 of the Bombay Municipal Corporation Act) instead of quarterly as in the case of other vehicles.

The tax collected on hand carts and bullock carts for the year 1960-61 amounted to Rs. 65,610 as against Rs. 73,675 in the preceding year.

Bills.—The total number of bills in respect of property taxes and wheel tax issued during the year was 1,25,320 and 1,65,102, respectively, of which 9,753 and 16,938 respectively were for previous years and 1,15,567 and 1,48,164 respectively for the year 1960-61.

Total demand, collection and outstanding of all taxes for previous years and for the year 1960-61.
(Amounts of 50 Naye paise and above are taken as full rupee and those below 50 Naye Paise are omitted).

Year.	Particulars.	Outstanding on 31-3-60.	Amount of bills issued including the demand for contributions from Government and B.P.T.	Gross demand	Amount of bills recalled and cancelled and drawback admissible.	Net demand.	Collection in 1960-61.	Outstandings on 1-4-1961.	Percentage of outstanding to net demand.
Previous years	... Property	... 3,55,51,718	2,40,29,809	5,95,81,527	86,53,801	5,09,27,726	3,51,15,119	1,58,12,607	31.05
1960-61	... Do.	10,96,94,749	10,96,94,749	1,34,01,872	9,62,92,877	7,59,13,707	2,03,79,170	21.16
	Total	... 3,55,51,718	13,37,24,558	16,92,76,276	2,20,55,673	14,72,20,603	11,10,28,826	3,61,91,777	24.58
Previous years	... Wheel Tax	... 31,16,868	7,07,862	38,24,730	4,27,932	33,96,798	12,56,209	21,40,589	63.04
1960-61	... Do.	61,08,324	61,08,324	1,24,739	59,83,585	42,64,074	17,19,511	28.74
	Total	... 31,16,868	68,16,186	99,33,054	5,52,671	93,80,383	55,20,283	38,60,100	41.15
	Grand Total	... 3,86,68,586	14,05,40,744	17,92,09,330	2,26,08,344	15,66,00,986	11,65,49,109	4,00,51,877	25.58

The percentage of recovery to the total net demand during the year was 74.42.

Note.—Out of the total net demand of Rs. 15,66,00,986 a sum of Rs. 2,01,21,537 was not effective demand on account of complaints and appeals against rateable values and other valid disputes. The effective demand, therefore, was Rs. 13,64,79,449 and the percentage of recovery as against this effective demand was 85.40. The percentage of outstanding to the effective demand will, therefore, be 14.60.

Total net Demand, Collection and Outstanding compared with those for the previous two years.

Year.	Total net Demand.	Collection.	Percentage.	Outstanding.	Percentage.
	Rs.	Rs.		Rs.	
1958-59 ...	11 39 53 622	8 36 59 605	73.42	3 02 94 028	26.58
1959-60 ...	13 33 48 096	9 46 79 509	71.00	3 86 68 587	29.00
1960-61 ...	15 66 00 986	11 65 49 109	74.42	4 00 51 877	25.58

Particulars of outstandings.

	Amount outstanding on 31-3-1961	
	Effective Demand.	Provisional Demand.
	Rs.	Rs.
(1) (a) Government property taxes and water charges ...	10,94,329.63	
(b) Amount due by the Dy. Custodian of Evacuee Property ...	2,10,158.29	
(2) Western Railway ...	23,777.80	
(3) Central Railway ...	32,493.81	
(4) Bombay Port Trust—		
(a) Contribution without bills ...	6,43,256.30	
(b) Water charges ...	17,28,554.22	
(5) Court Receiver Official Assignee etc. ...	13,72,493.41	
(6) (a) Bombay Municipal Corporation (Impts.) ...	5,76,253.44	
(b) Other Municipal Departments ...	16,41,581.72	
(7) (a) Properties attached ...	10,04,521.73	
(b) Properties proposed to be attached ...	21,59,651.13	
(8) Suits filed ...	1,17,370.36	
(9) Appeals against rateable values	17,09,644.99
(10) Complaints against rateable values	51,77,801.12
(11) Amounts involved in respect of properties occupied on flat-ownership basis ...	15,47,817.44	
(12) Instalments allowed by Municipal Commissioner or Dy. Municipal Commissioner ...	7,03,800.57	
(13) (a) Disputes regarding water tax or water charges	18,99,396.82
(b) Disputes regarding wheel tax	23,47,458.65
(14) Issued in the month of March 1961	89,87,235.69
(15) Amounts outstanding against Textile Mills ...	20,77,092.55	...
(16) Other ratepayers
Property taxes ...	38,22,111.37	...
Wheel Tax ...	11,75,076.14	...
Total ...	1,99,30,339.91	2,01,21,537.27
Grand Total ...	4,00,51,877.18	

As regards (1) (a) payment was not received before the 31st March 1961.

As regards (b), the Deputy Custodian of Evacuee Property pays as and when funds permit.

As regards (2) and (3), payment was not made before the 31st March 1961.

As regards (4) (a), the amount remained outstanding as the rateable value of the B. P. T. properties for the period from 1-4-1949 is yet to be finalized.

As regards (4) (b), out of the amount of Rs. 17,28,554.22 water charges bills amounting to Rs. 17,21,160.36 have been disputed and the matter is under correspondence. Payment of the remaining amount was not made before 31st March 1961.

As regards (5), payments are made as and when funds are available.

As regards (6) (a), (b), the amount awaits adjustment.

As regards 9 and 10, payments will be received after the disposal of appeals or complaints as the case may be.

As regards 11, there are legal difficulties involved in effecting recovery from the flat-owners and the question of amending the Bombay Municipal Corporation Act suitably is under consideration.

As regards (13) (a) (b), the matter is under correspondence.

As regards (14) amended bills amounting to Rs. 89,87,235.69 were issued in the month of March 1961 due to revision of assessment in the rateable values of properties on account of improvements, additions and alterations and completion of new constructions effected late in the year.

As regards (15) the amount awaits adjustment.

It will be seen from the above that out of the total outstandings of Rs. 400.52 lacs, a sum of Rs. 350.55 lacs was beyond the control of the Department for effecting recovery before 31-3-1961.

(Note.—From April to July 1961, the amount recovered out of the outstandings noted above is about Rs. 95 lacs).

Miscellaneous Receipts.—Miscellaneous receipts realised from notices of demand, distress warrants battaki fees, inspection fees and other items amounted to Rs. 1,18,766.90 against Rs. 59,154.48 in the preceding year.

Meter Hire.—Receipts from meter hire amounted to Rs. 3,12,366.17 against Rs. 2,66,450.85 in the previous year.

Exemptions.—The amount of full exemption allowed in respect of General tax on properties entitled to such exemption under Section 143(a)(1b) of the Bombay Municipal Corporation Act and under Article 285 of the Constitution of India and the amount of partial exemption under Section 144(3) of the Bombay Municipal Corporation Act and Section 36 of the Bombay Port Trust Act, 1879, aggregated Rs. 42,15,641.06 on the 1st April 1960, against Rs. 41,12,342.03 during the preceding year. The increase was due to enhancement of rateable values. Exemption from payment of General tax in 11 cases was discontinued as the circumstances in which it was allowed had changed and there was no justification for continuing it.

Drawback and Refund.—The statements in Appendix 'G' show the particulars of drawback and refund claims dealt with during the year and the preceding two years.

Complaints and Appeals against rateable values.—7,389 complaints were received out of which 4,758 complaints under Section 167 of the Act against the rateable values amounting to Rs. 6,62,92,624 and 1,887 complaints under Section 162 against the values amounting to Rs. 2,51,55,447 were disposed of during the currency of the year. The assessments were on investigation of complaints reduced to Rs. 6,33,39,590 and Rs. 2,49,19,207, respectively, and the reduction amounting to Rs. 29,53,034 and Rs. 2,36,240 gives a percentage of 4.45 and 0.93 respectively.

There were 57 appeals against the rateable values of which 5 were settled out of Court, one was dismissed, 3 were withdrawn and 48 were pending.

Suits.—No suit was filed against the ratepayer for the recovery of the taxes during the year under report but in 33 cases action under Section 203 of the Bombay Municipal Corporation Act was resorted to with a view to effecting early recovery and an amount of Rs. 69,159.91 was recovered during the year. In 20 cases, action under Section 207(1A) was also resorted to and in several other cases this action is in progress.

Riot Tax.—Total amount of riot taxes collected during the year was Rs. 365.89.

The Urban Immoveable Property Tax.—The rates of taxation continued to be the same as in the preceding year, i.e., 5 per cent. in the case of buildings and lands, the rateable values of which were above Rs. 2,000 in each case and 2½ per cent. in the case of buildings and lands the rateable values of which were Rs. 2,000 and below, but not less than Rs. 500. Properties having values of less than Rs. 500 per annum continued to be exempted. The arrears of the tax as on 1st April 1960 were i.e. Rs. 58,29,002.99 which were increased to Rs. 65,86,705.64 on account of increase in rateable values. Out of this amount a sum of Rs. 40,85,808.36 was collected leaving a balance of Rs. 25,00,897.28 at the close of the year. The demand in respect of the tax for the year 1960-61 was Rs. 1,29,47,321.99, collection Rs. 1,00,05,769.41, while Rs. 29,41,525.58 remained outstanding at the close of the year. The total collection of Urban Immoveable Property Tax thus amounted to Rs. 1,40,91,604.77 during the year under report.

Theatre Tax.—The work of theatre tax was transferred to this Department from 1-10-1960.

The rates of theatre tax for the year 1960-61 were as under:—

Type of Entertainment.	Rate of Tax.	Rate of tax, if payment for a whole month is made within the first five days of the month.
(1)	(2)	(3)
(1) Class I Cinema Theatre	... Rs. 10 per show.	... Rs. 9.40 per show.
(2) Class II Cinema Theatre	... „ 7 „	„ 6.60 „
(3) Drama, Concert, Variety Entertainment or Tamasha	„ 7 „	„ 6.60 „
(4) Circus Carnival or Fete	... 10 per day.	„ 9.40 per day.
(5) Any other entertainment	... Rs. 7 per show or if there are no separate shows Rs. 7 per day.	Rs. 6.60 per show or if there are no separate shows Rs. 6.60 per day.

There were in all 38 Class I and 21 Class II Cinema Theatres and the tax was generally received regularly. Theatre tax was also recovered in respect of the various dramatic performances, dances, variety entertainments, etc., held at various Halls, Theatres and other places in the City, wherever admission was on payment of charges.

Exemption from payment of Theatre tax was granted to such cinema shows, performances, etc., as were held in aid of bonafide charities or directed towards advancement of cultural or educational activities and exempted from payment of Entertainments Duty leviable under the Bombay Entertainments Duty Act, 1923, by the Commissioner of Police.

The total income derived by way of Theatre tax during the period from 1-10-1960 to 31-3-1961 was Rs. 3,47,324.95 out of which amount of Rs. 12,781.35 was credited by C. I. S. E. out of the deposits received by him.

GENERAL REMARKS.

The assessment of the Railway properties (Central and Western) for the quinquennium 1949-54 has now been finalized and payment of the supplementary claim for the sum in lieu of the General tax for the said quinquennium is awaited. As regards the assessment for the quinquennium 1954-59, necessary particulars have been called for from the Railway Authorities.

The assessment of B. P. T. properties for the quinquennium 1944-49 has been finalized. The work regarding the finalisation of the assessment for the quinquennium 1949-54 is in progress.

Shri Pestonji P. Kapadia, F.R.I.B.A. (Lond.), B.A., B.E. (Civil), M.I.Struct.E. (Lond.), M.I.E. (India), J.P. has been appointed to fix the rateable value of the buildings and lands in Greater Bombay vesting in the State Government and the Central Government for the quinquennium 1959-64.

With regard to the Central Government properties eligible to exemption from the levy of General tax under Article 285 of the Constitution of India, The Central Government have agreed to pay with effect from the 1st April 1954, charges for specific services rendered by the local authorities and as directed by the Central Government the State Government have been requested to fix the percentage of such charges payable in lieu of the General tax. The matter is still under correspondence.

Tax amounting to Rs. 5,142.42 representing a charge on 394 race horses from November 1960 to March 1961 was recovered through the Western Indian Turf Club as against Rs. 5,035.62 during the preceding year.

A sum of Rs. 2.07 crores was collected in the month of March, 1961, which is the maximum collection made in a single month in the history of the department.

Both the indoor and outdoor staff extended their full co-operation without which the undersigned would not have been able to show the results reported above.

N. S. SHIRODKAR,

Assessor and Collector.

APPENDIX " A "

Classification of properties according to user.

Serial No.	Particulars	Total No.	Approximate Rateable Value (in lacs of Rupees)
1	Buildings for residential purposes	38,476	1836.63
2	Buildings for business purposes	4,124	236.12
3	(a) Mills (Textile)	80	239.28
	(b) Mills (Oil & ors.)	95	16.26
4	Factories	1,031	122.97
5	Petrol Pumps and Service Stations	151	8.89
6	Stables	65	17.49
7	Garages (Separately assessed)	1,502	8.43
8	Godowns	1,452	54.68
9	Docks	6	91.05
10	Religious properties (Temples, Mosques, etc.)	851	24.12
11	Properties occupied for Charitable purposes.	182	6.40
12	Educational Institutions	342	52.48
13	Gymnasia, Play-grounds, etc.	178	7.68
14	Cinema Theatres, Studios etc.	77	28.89
15	Wells, Tanks, Urinals, etc.	497	2.84
16	Markets	54	32.06
17	Quarries	2	0.13
18	Salt pans	80	1.41
19	Hospitals and Asylums	76	60.14
20	Lands	1,234	14.05
21	Properties and lands belonging to Government, Railways and Port Trust	6,137	198.45
	Total	56,692	3060.45

APPENDIX ' B '

Rateable Value with the gross return of the property taxes.

(IN LACS OF RUPEES)

Year	Net rateable value	General Tax		Water tax including water charges by meter measurement		Halalkhor Tax		Education Cess		Total of taxes
		Rate	Return	Rate	Return	Rate	Return	Rate	Return	
		Per cent		Per cent		Per cent		Per cent		
1956-57	2574.43	17½	420.86	3½	192.65	3	73.87	—	—	687.38
1957-58	2664.33	..	433.07	..	207.16	..	76.39	—	—	716.62
1958-59	2777.91	..	455.29	..	194.23	3½	92.89	1½	36.02	778.43
1959-60	2892.72	19½	527.71	4½	224.22	..	97.21	..	37.87	887.01
1960-61	3060.45	..	567.13	..	253.85	..	102.56	..	39.39	962.93

APPENDIX "C"

Growth of Assessment during the past five years.

(IN LACS OF RUPEES).

Year.	Original Assessment Rateable Value, as fixed on 20th December	Assessment after disposal of complaints and accounting for T.W.Rs. from December to February.	Amount of subsequent reduction during the year on account of demolitions and complaints.	Subsequent enhancement New buildings, enlargement etc.	Final Assessment Rateable Value.	Increase Final difference over the preceding year's assessment.	CLASSIFICATION OF RATEABLE VALUE.	
							Chargeable to General Tax.	Exempted from General Tax under Sec: 143(1) (a) & (b), etc.
1956-57 ...	2477.02	2518.85	33.31	83.89	2574.43	53.82	2371.06	203.37
1957-58 ...	2528.96	2575.16	48.18	137.35	2664.33	89.90	2439.83	224.50
1958-59 ...	2616.94	2693.61	44.61	128.91	2777.91	113.58	2564.99	212.92
1959-60 ...	2737.68	2812.27	32.94	113.39	2892.72	114.81	2671.97	220.75
1960-61 ...	2343.93	2926.11	58.29	192.63	3060.45	167.73	2871.53	188.92

APPENDIX "D"

Classification of Properties according to Rateable Values.

Rateable Value	No. of properties
Below 200	7,278
Between 201 to 300	2,848
Between 301 to 400	2,592
Between 401 to 500	2,343
Between 501 to 750	3,632
Between 751 to 1000	2,938
Between 1001 to 1500	4,248
Between 1501 to 2000	3,399
Between 2001 to 5000	9,711
Between 5001 to 10000	6,397
Between 10,001 to 20,000	3,374
Between 20,001 to 30,000	994
Between 30,001 to 40,000	534
Between 40,001 to 50,000	348
Between 50,001 to 1,00,000	479
Between 1,00,001 to 1,50,000	137
Between 1,50,001 to 2,00,000	52
Between 2,00,001 to 2,50,000	37
Between 2,50,001 to 3,00,000	21
Between 3,00,001 to 3,50,000	7
Rs. 3,50,001 and above	29
Total	51,398

These figures do not include properties belonging to the Bombay Port Trust and Railways, assessed in lump.

APPENDIX 'E'

Vehicles and Animals Taxed	Number
Motor lorries	... 7,189
Motor cars (including 3,659 taxis)	... 30,161
Trollies	... 15
Trailors	... 116
Motor cycles with sided cars (including 12 Auto rickshaws)	... 215
Motor cycles (Solo)	.. 3,418
Four-wheeled vehicles drawn by animals	... 666
Hand Carts	... 6,455
Horses	... 796
Ponies	... 28
Bullocks	... 825
Total	... 49,957

APPENDIX 'F'

Vehicles and animals taxed under the Public Conveyance Act.	Number
Hack Victorias (including 2 horses for each)	... 1,106
Labour carts (with pair of bullocks for each)	... 1,269
Hand carts	... 3,252
Total	... 5,627

APPENDIX 'G'

Drawback.

Year	No. of claims received	No. of claims admitted	Percentage	No. of claims rejected	Percentage	Amount of drawback allowed.
1958-59	... 4	4
1959-60
1960-61

Refund.

Year	No. of claims received	No. of claims admitted	Percent- age	No. of claims rejected	Percent- age	Amount		
						Vacancy	Over-collection	Total
						Rs. nP.	Rs. nP.	Rs. nP.
1958-59	... 3,566	2,990	83.85	576	16.15	98,835.44	3,82,762.10	4,81,147.54
1959-60	... 2,966	2,248	75.79	718	24.21	94,386.48	2,82,183.73	3,76,570.21
1960-61	... 3,899	3,005	77.07	894	22.93	1,00,153.04	5,76,335.87	6,76,488.91

ELECTION AND TOWN DUTY DEPARTMENT

Shri V. G. Sabnis, continued to be in charge of the Department throughout the year under report.

2. The rates of Town Duty continued to be the same as those in the previous year with Annas converted into Naye Paise only. Proposals made for revising the existing Town Duty schedule with appropriate rates of Town Duty and necessary amendments to the Bombay Municipal Corporation Act with a view to raising the revenue from Town Duty were still under the consideration of the Corporation.

3. The gross collections of Town Duty, refunds in accordance with the provisions of Section 195 of the Bombay Municipal Corporation Act, and the net receipts are shown in Appendix 'A'. For the sake of comparison, the gross collections and refunds during the year under report and those in the previous year are given below:—

			1959-60.	1960-61.
			Rs.	Rs.
Gross Collections	1,25,57,923	1,45,49,013
Refunds	13,51,239	15,33,096
Net Revenue	1,12,06,684	1,30,15,917

4. The net revenue showed an increase of Rs. 18 lakhs mainly from Sugar, Coal, Tinned Provisions and commodities not accounted for.

5. The total number of claims for refund of Town Duty on exports under Section 195 of the Bombay Municipal Corporation Act received during the year under report was 14,718 and the amount passed for refund was Rs. 14,84,988 as against 15,904 claims and Rs. 13,80,902 respectively passed during the preceding year.

6. During the year under report, 509 packages of Sugar and Gur, 273,545 cases of tea, 4,69,663 cases of Edibles, 17,799 Tins of Ghee and Vegetable Product, 5,808 cases Wines and Spirits, 22,103 bales of Paper and 850 crates of Plywood were stamped with Municipal marks as against 37,261 packages of Sugar and Gur, 2,49,597 cases of Tea, 3,76,428 cases of Edibles, 62,169 tins of Ghee and Vegetable Product, 6,259 cases of Wines and Spirits, 19,907 bales of Paper and no case of Timber respectively stamped in the preceding year. The total number of packages stamped was 7,90,277 as against 7,51,621 in the preceding year.

7. The fees from stamping Sugar bags, etc., amounted to Rs. 79,014 as against Rs. 74,690 in the preceding year.

8. The fees recovered from refund under Section 195 of the Bombay Municipal Corporation Act amounted to Rs. 1,70,339 as against Rs. 1,50,864 in the preceding year.

9. The Town Duties collected by this Department on goods imported into Greater Bombay by Road at Mulund and Dahisar Chowkies, by Air and in the Head Office amounted to Rs. 38,05,562 as against Rs. 26,20,693 in the preceding year.

ELECTION SECTION.

10. The work of house to house enumeration which was started in February 1960 was continued upto end of April 1960. A central Office of the Election Department was located at Sion Koliwada Municipal Pathshala, Opp. Lokmanya Tilak Municipal General Hospital, Sion and 18 temporary Ward Offices were accommodated mostly in the Municipal Schools in different wards.

11. The work of printing of Voters' List was entrusted to various local printing presses through the Manager, Municipal Printing Press. The list was published on the due date, viz., 9th August 1960. During the prescribed period, viz., 10th August 1960 to 1st September 1960, 81,488 claims for enrolment were received. On their verification 63,971 claims were found admissible, 8,234 claims were rejected and 9,283 claims were found identical with the names already enrolled. The Municipal Election Roll 1960 containing 18,63,479 names came into force on 20th December 1960. Most of the temporary staff was disbanded on 30th November 1960 and the remaining staff was continued till the end of the year under report.

12. The Municipal Commissioner fixed Sunday the 26th March 1961 as the date of Poll for Municipal General Elections 1961.

13. In pursuance of the provisions of Section 22(1) of the Bombay Municipal Corporation Act, 28th February 1961 was fixed as the date of Election (i.e., the last day for receiving nominations). 480 nominations were received during the prescribed period. 26 nominations were subsequently withdrawn, 2 were rejected by the Municipal Commissioner and 13 were found to have been filed twice, leaving 439 nominations for contesting 131 elective seats for the whole of Greater Bombay including the Extended Suburbs.

14. The relevant provisions of the Bombay Municipal Corporation Act with regard to prohibiting (1) hiring of vehicles for carrying voters, (2) canvassing for votes in and near polling stations, (3) use of loud speakers, etc., which were brought into force at the time of General Elections in 1957 continued. The use of indelible ink for preventing personation was also continued.

15. Due to the ban on the hiring of vehicles for transporting voters, it was necessary to provide large number of polling stations at convenient distances to reduce the distance to be covered by voters from their residence to polling stations for casting votes. Accordingly, 283 Polling Stations were constructed all over Greater Bombay—241 in Wards 1-41 and 42 in wards 42-44 (i.e., Extended Suburbs)—as against 236 Polling Stations (211 in Wards 1-41 and 25 in wards 42-44) constructed for General Elections of 1957. There were in all 17,25,672 voters in wards 1 to 41 and 1,37,807 in wards 42 to 44. A staff consisting of 10,905 members of superior and 2,769 members of the labour staff was employed for polling duty. As a sufficient number of Municipal employees was not available for polling duty, a large number had to be requisitioned from State Government and also from Central Government Departments etc., in the City.

16. Open spaces were used for constructing polling mandaps in a majority of electoral divisions except for a few cases where in the absence of requisite open spaces, polling arrangements had to be made in closed premises such as marriage Halls, Schools, Dining Halls, etc.

17. Voting papers equal to the number of voters in each ward were printed at the Government Central Press taking into consideration the magnitude and secrecy of the job.

18. For the convenience of the public, office goers and factory workers, polling hours were fixed from 8 A.M. to 6-30 P.M. The percentage of voting in wards 1-41 was 59.3 and in wards 42-44, i.e., Extended Suburbs, it was 61.2. The counting of votes was done on the same day immediately after the poll as was done at the time of the last General Elections. The work of counting was started at the respective Polling Stations immediately after the close of the poll and it continued upto midnight at most of the polling stations except at a few polling stations where it continued till next morning. The polling and counting remuneration was for the first time paid to the staff at the polling stations soon after their respective duties were over.

19. The results of the poll were declared on 28th March 1961. The polling and counting of votes were on the whole quite peaceful and no untoward incident occurred at any of the polling stations.

V. G. SABNIS,

Election and Town Duty Officer.

APPENDIX 'A'

Statement showing the Collections, Refunds and Net Revenue from Town Duties for the years 1959-60 and 1960-61.

Commodities.	Rates.	COLLECTIONS.				REFUNDS CERTIFIED BY THE TOWN DUTY DEPARTMENT.				NET REVENUE.			
		1959-60.	1960-61.	Increase in 1960-61.	Decrease in 1960-61.	1959-60.	1960-61.	Increase in 1960-61.	Decrease in 1960-61.	1959-60.	1960-61.	Increase in 1960-61.	Decrease in 1960-61.
		Rs.	Rs.	Rs.	Rs.	Rs.	Rs.	Rs.	Rs.	Rs.	Rs.	Rs.	Rs.
Grain	... At 12 nP. per Maund	15,99,542	14,88,484	...	1,11,058	1,43,464	1,19,986	..	23,478	14,36,712	13,53,605	...	83,107
Flour	... At 9 nP. per Maund	2,446	1,586	...	860	21,812	16,479	...	5,333
Sugar Molasses and Gur	... At 75 nP. per Cwt.	19,86,307	20,97,296	1,10,989	...	86,814	121	...	86,693	18,99,493	20,97,175	1,97,682	...
Wines and Spirits	... At Re. 1 per Imperial Gallon...	1,74,343	1,84,799	10,456	...	7,345	7,155	...	190	1,66,998	1,77,644	10,646	...
Beer	... At 12 uP. per Imperial Gallon	11,212	3,357	...	7,855	98	98	11,114	3,357	...	7,757
Ghee	... At Re. 1 per Qr.	4,68,359	4,19,737	...	48,622	12,597	2,140	...	10,457	4,55,762	4,17,597	...	38,165
Ghee Substitutes	... At 50 nP. per Qr.	1,11,897	1,01,390	...	10,507	28,725	12,386	...	16,339	83,172	89,004	5,832	...
Timber and Plywood	... At 3% on the Market Value	13,13,817	13,24,716	10,899	...	6,546	11,145	4,599	...	13,07,271	13,13,571	6,300	...
Firewood	... At 56 nP. per Ton	58,066	49,395	...	8,671	58,066	49,395	...	8,671
Charcoal	... At Re. 1 per Ton	51,373	46,936	...	4,437	51,373	46,936	...	4,437
Tea	... At 3 nP. per Lb.	5,60,725	6,54,024	93,299	...	1,20,565	1,28,933	8,368	...	4,40,160	5,25,091	84,931	...
Coal	... At 44 nP. per Ton	2,20,945	4,34,092	2,13,147	2,20,945	4,34,092	2,13,147	...
Dates, (Dry)	... At 37 nP. per Cwt.	69,324	97,517	28,193	69,324	97,517	28,193	...
Dates, (Wet)	... At 25 nP. per Cwt.	78,598	95,714	17,116	78,598	95,714	17,116	...
Cement	... At Re. 1 per Ton	2,99,765	3,61,071	61,306	23	23	...	2,99,765	3,61,048	61,283	...
Iron and Steel	... At Rs. 2.50 per Ton	17,14,408	18,17,344	1,02,936	...	60,261	6,366	6,105	...	16,54,147	17,50,978	96,831	...
Paper— (a) News Print	... At 31 nP. per Cwt.	2,31,978	2,36,283	4,305	...	11,681	10,275	...	1,406	2,20,297	2,26,008	5,711	...
(b) For Cards etc.	... At Re. 1 per Cwt.	52,555	39,734	...	12,821	151	119	...	32	52,404	39,615	...	12,789
(c) Straw Boards	... At 19 nP. per Cwt.	80,138	16,348	...	63,790	80,138	16,348	...	63,790
Edibles	... At 6½% and 3½% Advalorem...	24,62,864	31,02,377	6,39,513	...	8,80,848	11,09,860	2,29,017	...	15,82,021	19,92,517	4,10,496	...
Commodities not accounted for		10,09,261	19,75,503	9,66,242	10,09,261	19,76,813	9,67,552	...
Miscellaneous	1,310	1,310
Total—Rs.		1,25,57,923	1,45,49,013	22,59,711	2,68,621	*13,80,902	14,84,988*	2,48,112	1,44,026	1,11,77,021	1,30,64,025	21,05,720	2,18,716

* This represents the refund passed by this Department on exports during the year under reference, whereas total refunds passed by the Chief Accountant amounted to Rs. 15,33,096.

V. G. SARNIS,
Election and Town Duty Officer.

Vaitarna-Cum-Tansa Scheme and Master Plan for distribution of Water Supply

This Department continued to be under the H. E. Shri R. V. Abreu, B.Sc. B.E. (Civil), M.I.E. (India) with Shri D. R. Bhise, B.E. (Civil), A.M.I.E., as Executive Engineer (Vaitarna-cum-Tansa Scheme and Master Plan Works). The activities of this Department are grouped under the following sub-heads :—

- (i) Vaitarna-cum-Tansa Scheme.
- (ii) The Master Plan for distribution of water supply.
- (iii) Studies in connection with the future schemes for augmentation of the water supply.
- (iv) Dahisar Project.
- (v) Miscellaneous Works.

PART—I. VAITARNA-CUM-TANSA SCHEME

The main works in respect of the Vaitarna-cum-Tansa Scheme were completed between the years 1949 to 1955. During the year under review, the following residual works were done :—

- (i) Completion of the 120" dia. pipeline between Bel Nala and Tansa.
- (i) (a) *Laying of the 120" dia. pipeline.*—On completion of the work of laying of 120" dia. pipeline it was charged as an experimental measure and subjected to pressure, when some leaks were observed in the concrete lining of the tunnels which were therefore re grouted. Additional 101 pedestals were also provided on the pipeline as it sunk at some places, as the embankment appeared to be waterlogged due to its proximity with the Tansa lake. These works were executed through the contractors at a cost of Rs. 1,73,492.10.

The work of re-grouting the tunnels was carried out by Messrs. Cementation Co. Ltd. at a cost of Rs. 28,922 at the risk and cost of the Civil Engineering contractors. Messrs. Mangaldas N. Verma Private Limited who had originally lined and grouted the tunnels as a part of their contract.

- (i) (b) *Break Pressure Tower.*—This work was completed by the contractors, Messrs. Structural Engineering Works Limited during the year.

(ii) Strengthening of old pattern stools of the 96" dia. pipe line.

3490 Nos. of old pattern stools were strengthened during the year.

(iii) Construction of an approach road to the new Chlorination House at Powai.

Asphalting of the road was done during the year.

Land Acquisition.

Out of the total area of 3,995 Acres involving 647 holdings of private, Inam and Government (Revenue and Forest) lands acquired for major works of the scheme, awards of compensation amounting to Rs. 11,53,287.70 nP. in respect of 561 holdings of private and Inam lands were declared by the Government Acquiring Officers. Correspondence for the disforestation of Forest lands and transfer of Government lands was in progress with the Forest and Revenue Department during the year.

An area of 30 Gunthas of Government land temporarily acquired in case for approach roads at Khardi was proposed for permanent transfer to the Municipality. The remaining lands have been released by the Municipality on completion of respective works.

Out of the area of 35 Acres of Private, Government, Railway, Customs, Military and Aerodrome lands, comprising 166 holdings acquired for the work of laying 96" dia. pipeline from Powai to Mahim, awards of compensation amounting to Rs. 1,25,489.91 nP. in respect of 115 holdings were declared by the Acquiring Officers. Further proceedings were in progress during the year.

PART II—THE MASTER PLAN FOR DISTRIBUTION OF WATER SUPPLY, INCLUDING WORKS OF IMPROVING DISTRIBUTION SYSTEM IN THE CITY.

This is divided into two parts, *viz.*, (1) Master Plan for the distribution of water supply to Greater Bombay and (2) Improving the distribution system in the City.

A—MASTER PLAN.

The Corporation under their Resolution No. 1530 of 14th March 1956, accorded sanction to the Master Plan for the distribution of water supply to Greater Bombay. The total cost of implementing the Master Plan is estimated at Rs. 7.52 Crores. Works contemplated under this plan come under the following categories :—

- (i) Preliminary works.
- (ii) Laying of inlets and outlets to and from the reservoirs and other subsidiary pipelines.
- (iii) Construction of service reservoirs with approach roads, staff quarters, and incidental works.
- (iv) Filtration Plants and Studies.
- (v) Renovation of the Tansa Masonry Duct, and
- (vi) Land acquisition for different works.

The progress of the works under Master Plan was as follows :

(a) Worli Hill Reservoir.

(i) *The reservoir.*—The work of construction of reservoir of 5 million gallon capacity was completed during the year. This reservoir will be commissioned in the second quarter of 1961-62.

(ii) *Control room.*—The civil works in connection with the control room are being carried out by contract at a cost of Rs. 71,173.73 and about 30 per cent. of the total work was completed. Departmental works of pipe-laying, fixing sluice valves in the control room etc. were in progress and about 85 per cent. of the total Departmental work was completed during the year.

(iii) *Outlet mains.*—The work of laying outlet mains for the reservoir is being carried out by contract at a cost of Rs. 4,49,010.98 and about 80 per cent. of the total work was completed during the year.

(iv) *Chlorination house and Staff quarters.*—This work is being carried out by contract at a total cost of Rs. 2,04,351. The works were just started at the close of the year.

(b) Raoli Hill Reservoir.

(i) *Hill cutting and levelling.*—The work of cutting the hill and levelling it for preparing the site for the proposed reservoir is being executed by contract. About 95 per cent. of the work was done at the close of the year.

(ii) *Inlet and outlet mains.*—The work of laying inlets and outlets mains is being carried out by contract at a total cost of Rs. 12,13,097. The work was started late in the year and about five per cent. of the total work was completed.

(c) Gollanji Hill Reservoir.

For the work of cutting down the hill, levelling and preparing the site for reservoir, the Corporation entered into a contract at the end of the year. The work was expected to be started in the first quarter of the year 1961-62.

(d) Pali Hill Reservoir.

The plot for the proposed reservoir was acquired and the work of taking trial borings sanctioned under Standing Committee Resolution No. 128 of 22nd April 1960 was completed during the year.

(e) Powai Hill Reservoir.

(i) *Approach road.*—The work of asphaltting the approach road to the proposed Powai reservoir and its control room was completed during the year at a cost of Rs. 1,30,000.

(ii) *Inlet and Outlet Mains.*—The work was started in the month of November 1960 and the contractors completed about 25 per cent. of the work upto the end of the year. Further work is in progress.

(iii) *Reservoir.*—Tenders for the construction of the reservoir proper were invited during the year. It is expected that the construction work would start in October 1961.

(f) Trombay Hill Reservoir.

The reservoir is to be built on priority basis as a Fertilizer Factory is being set up at Trombay by the Government of India. Separate tenders were therefore, invited for the works of (i) cutting down the hill to the required formation and (ii) laying inlet and outlet mains for this reservoir. Works were expected to be started in the first quarter of 1961-62.

(g) Ghatkopar Hill Reservoir

Tenders for cutting down the hill at Ghatkopar were invited. The work is expected to be commenced in October, 1961.

(h) Veravali Hill Reservoir.

It is proposed to lay inlet and outlet mains to the proposed reservoir to improve the condition of supply and pressure in the mains in the Extended Western Suburbs. Survey for this work was carried out during the year under review and tenders for the work were under preparation.

(i) Bhandup Hill Reservoir.

The site for the reservoir was not finalised as difficulties were experienced in acquiring the plot previously selected for the purpose. Investigations and surveys for finding out alternative suitable sites were in progress during the year.

(j) Purchase of steel plates and reinforcement bars.

Steel plates and reinforcement bars required for the work were purchased in advance in view of their scarcity so that the works once taken in hand should not suffer.

(k) Fabrication of steel pipes and specials.

Contracts for fabrication of steel pipes and specials required for the Master Plan Works (Stage I) was nearing completion, the contractors having completed most of the work included in this contract. The contract for the 2nd stage work was finalised and pipes and specials required during the next two or three years would be obtained under this contract.

(l) Modifications of the Master Plan.

The Master Plan for the distribution of water supply to greater Bombay as sanctioned under Corporation Resolution No. 1530 dated the 14th March 1956 had to be modified in view of the important developments such as (i) merger of Extended Suburbs with the City from 1st February, 1957, (ii) heavy demand of water by new industries in Eastern Suburbs, (iii) heavy demand by towns and industries en-route, (iv) availability of supply

from Tulsi Lake as a consequence of merger of Extended Suburbs with Greater Bombay. The original block estimates had therefore, to be revised and detailed estimates prepared to cover the modifications as well as the rise in cost of materials and labour. Major part of the work was done during the year under review.

(m) Filtration of Water Supply.

(i) *General.*—All round progress was registered in the various studies undertaken at the Research Station set up at Powai for evolving cheap and efficient treatment plants for waters from the various existing sources of supply. Till the previous year the scope of the work was restricted to research in the laboratory and on small scale field models. During the year under review construction and working of large scale pilot plants were undertaken.

A complete analysis was made of the possible modes of treatment for each of the sources keeping in view the various alternative sites which could be developed for the purpose. A technical paper covering this subject and also discussing other details of the actual treatment processes, and the work done so far thereon, was presented at the Public Health Engineer's Conference in New Delhi in November, 1960.

During the period under review the then Consulting Engineer, Shri N. V. Modak, who was also the Director of the Central Public Health Engineering Research Institute, Nagpur, was closely associated with the investigations, and thus full advantage was taken of the findings of other units in the country working on similar problems. In the latter part of the year appreciable technical assistance was rendered by the Central Public Health Engineering Research Institute who appointed special staff for research in day to day work at the Powai Research Station.

(ii) *Pilot Micro-Strainer Plant.*—A micro-strainer having a capacity of treating one million gallons of water per day and purchased during the previous year, was installed in a structure specially constructed for the purpose at the Powai Research Station. The plant was put into commission on 27th August 1960. It was run during the day shift only in the initial stages for want of electrical power the negotiations with the Thana Electric Supply Co. for supplying power not having yet materialized. From January, 1961 onwards the difficulty was overcome by installing a supplementary generator of our own.

The efficiency of the micro-strainer is gauged daily by (a) the removal of planktons from the waters put on the micro-strainer, and (b) the improvement in "the filtrability index" of the same water.

All the works in connection with the purchase and installation of the micro-strainer unit, its operation, observation of performance, etc., were done from the provision of Rs. 1,94,000 sanctioned under the Corporation Resolution No. 79, dated the 19th April 1960.

(iii) *Other Pilot Filter Plants.*—Works on pilot units proposed under the estimate of Rs. 18,75,610 and sanctioned under Corporation Resolution No. 605, dated the 11th June 1960 were commenced during the year under review. The preliminary works of preparing an approach road, construction of staff quarters for the operational staff, pilot units of slow and semi-rapid sand filters were taken in hand; These slow and semi-rapid sand filter units are meant for treatment of waters conveyed by the Duct line after its proposed renovation. One of the alternative treatment sites is a large plot already in our possession along the alignment of the Duct near the village of Vandra at Mile 6½ from the Tansa Head Works. If the site previously contemplated for rapid sand filtration of Duct line waters at Ghatkopar falls short of our requirements as is now likely to be because of the 50 per cent increase in carrying capacity of the Duct after renovation, the site at Vandra may have to be utilised even though it is somewhat out of the way. The hydraulics of the Duct favours a slow sand plant at the Vandra site on account of the low loss of head in such plants. The capital cost of such a plant may, however, be larger than that of a rapid sand plant unless locally obtained mumbra sand is substituted for quartz sand as the filtering media. It is mainly this and similar other aspects that are to be studied at the Pilot Units under construction.

Other pilot units for the Vehar and Tansa waters will be provided at Powai under same programme. The units for the Vaitarna water will be installed at Vaitarna proper as the site is more advantageous, from points of view of hydraulics, control, quality of raw waters etc. Owing to the higher turbidities of the Vaitarna waters during the monsoon and frequent presence of iron in large concentrations at point of draw off it may be necessary to treat these waters separately instead of at the combined treatment plant in the Vehar catchment, as was indicated in the last year's report. Exploratory field surveys have revealed that it is possible to ultimately treat the Vaitarna waters within the Tansa catchment and thus retain the economic advantage of draining the wash-water into the Tansa lake instead of to waste. This quantity will be of the order of well nigh 4 million gallons per day.

The estimate of these pilot filtration works includes the cost of installation of the various units and of their operation over a period of 2 to 3 years so that the various major plants can be designed thereafter.

The research programme also covers the detailed limiological study of the raw waters of the impounded reservoirs over all the seasons of the year. Depth samplers designed and manufactured by our own department were used at all the sources of supply and much useful information was obtained. For instance, it has been found that the Vaitarna waters vary considerably in physical and chemical qualities at different levels particularly at certain times of the year, the depths of this lake being quite large.

(iv) *Other Departmental Works.*—The departmental organisation carrying out works in connection with the filtration project also executed the following works :—

- (a) Construction of an approach road to the control room of the proposed Powai Hill Level Reservoir—Rs. 70,970.00
- (b) Preparing the formation for the inlets and outlets to the proposed Powai High Level Reservoir—Rs. 61,444.00.

Renovation of Duct between Tansa and Ghatkopar.

(i) The work of laying of 72" dia. R. C. C. pipeline between Tansa and Ghatkopar in replacement of the existing masonry Duct was awarded to Messrs. Structural Engineering Works Limited under Corporation

Resolution No. 984 dated 24th October 1960 at a total cost of Rs. 1,17,17,703. The work order was placed on the contractors on 4th November 1960.

(ii) Preliminary arrangements for location of a quarry and selection of a site for a factory for the manufacture of pipes were finalised. The factory was expected to start the manufacture of pipes by about end of May 1961. The work of laying of pipes would be taken in hand after the monsoon.

(iii) The work of laying of 12" dia. prestressed concrete pipe line connecting (a) 96" dia. Vaitarna 72" dia. East and West mains to (b) 48" dia. and 50" dia. mains in Khaling Syphon, which was in progress was completed during the year departmentally at a total cost of Rs. 1,40,000. The length of 12" pipe line laid was 5690 Rft.

(iv) From the provisions available for the work of construction of office, dispensary, staff quarters for the project, the Overseer's quarters and Garage were constructed at a cost of Rs. 22,000. Works of construction of office, sub-engineer's quarters and labour staff quarters were started towards the end of the year and were in progress.

(v) The work of clearance of tree growth in the 90" strip of Municipal land along duct line between Tansa and Pogaon, and between Pokharan and Ghatkopar was completed by the Forest Department.

(n) Land Acquisition—

The possession of the sites for the proposed service reservoirs at (i) Gollanji Hill, (ii) Pali Hill, (iii) Veravali Hill (Low Level), and (iv) Trombay Hill was taken over by the Municipality from Government Land Acquisition Officers. Further proceedings regarding payment of compensation etc., were in progress. The site required for the construction of the reservoir at Veravali Hill (High Level) was proposed for acquisition. Notifications were also in progress with the Director, Milk Scheme, Bombay for the transfer of the required areas of Milk Scheme land to the Municipality in this connection.

As regards the land for the Raoli Hill reservoir, compensation amounting to Rs. 35,272 in respect of the land and properties belonging to Salt Department was paid and possession of the site has been taken over by the Municipality. As regards the site for a reservoir at Bhandup is concerned, acquisition proceedings for the site were in progress.

(B) Improving the Distribution System in the City :—

The Corporation under their Resolution No. 1858 dated the 18th March 1955 accorded approval to the work of laying the inlet mains to the existing service reservoirs at Malabar Hill and Bhandarwada Hill, being carried out at a cost of Rs. 2,86,24,300. This estimate was subsequently revised to Rs. 3,00,35,400 vide Corporation Resolution No. 1476 dated the 21st January 1957, due to the modification in the sizes of the inlet mains suggested in the Master Plan for the Distribution of water supply.

The progress of works carried out during the year under review was as follows .

(a) Providing Cathodic Protection to the portion of 57" > 48" dia. inlet mains to the Bhandarwada Hill Reservoir, between Dharavi Anchor Block and Factory of Messrs. Estrella Batteries.

The Corporation under their Resolution No. 553 dated the 21st September 1958, accorded sanction to the above work at a total cost of Rs. 1,71,226. This work is being carried out by contract. The contractors have imported most of the materials necessary for this work. Two Rectifier houses, one near Dharavi Anchor Block and the other near the Factory of Messrs. Estrella Batteries, were constructed during the year. The 57" dia. insulated flanges for fixing on the 57" main running through Dharavi area were manufactured.

PART III.—Studies in connection with future Augmentation Schemes.

The work of gauging the flow of Dahisar and Kalu rivers and measuring the rain-fall was carried out on the same lines as was done in the previous years. Further investigations were made and correspondence was carried on in connection with the major augmentation scheme which may have to be implemented at a future date.

PART IV.—Dahisar Project.

The Corporation under their Resolution No. 336 dated the 16th May 1960 accorded their approval to the preliminary works in connection with the preparation of detailed plans and estimates being undertaken at a cost of Rs. 6,78,000 for the Dahisar River project.

The Scheme consist of constructing a dam having a length of about 1800 feet and height 170 feet to 180 feet at a suitable site on the Dahisar River down-stream of the existing Tulsi Lake. The whole project consisting of (i) construction of a dam, (ii) laying a pipe line, (iii) providing filtration plant and service reservoir and (iv) miscellaneous items including preliminary survey and works, acquisition of lands etc., is estimated to cost Rs. 2,26,00,000. This scheme envisages the improvement of water supply of the newly merged areas of the Western Suburbs, viz., Coregaon, Malad, Borivli, Dahisar, etc.

The main advantage of the scheme is the low initial investment required for its execution. If implemented early, it will prove to be an adequate and economical solution to the water supply problems of the Extended Western Suburbs.

PART V.—Miscellaneous Works.

(i) Enlarging the 72" dia. Tansa West Main to 96" dia. and replacing the 72" dia. Tansa East Main between Kasheli Anchor Block and Balcum by a new one.

The Corporation under their Resolution No. 1183 dated the 9th December 1957, have accorded sanction to the aforesaid work at an estimated cost of Rs. 75,90,000. The works carried out during the year under review are as follows :—

(a) The work of providing pile foundations and R.C.C. Superstructures was completed by the Contractors, Messrs. The Cementation Co. Ltd., at a total cost of Rs. 7,52,762.

(b) The work of cutting the old pipes, and fabricating and laying new ones in their places was being executed by the contract through Messrs. Structural Engineering Works Limited at a cost of Rs. 21,17,907. About 71.35 per cent. of the work was completed during the year, lengths of new 72" and 96" dia. mains laid being 4,897 and 5,821 Rft. respectively.

(c) Of the Departmental Works, falling under the scheme and costing Rs. 6,09,595 about 47.87 per cent. of the work was completed in the period under review.

The works at Sr. No. (b) and (c) are expected to be completed by the end of year 1961.

The above works form the first part of the scheme of replacing and enlarging the existing 72" dia. Tansa Mains in the Kasheli Creek. The second part of the scheme comprising the work of "Replacing the 72" dia. East and West Tansa Mains by one 96" dia. new main between Kasheli Anchor Block and Gundavali" has been approved by the Corporation under Resolution No. 1397 dated 11th January 1960 at a cost of Rs. 48,87,000. The work will be taken in hand during the year 1961-62, provided the contractors complete all the works under first part as per schedule.

(ii) *Replacing a portion of 72" dia. main at Bhandup.*

A length of about 1300 Rft. of 72" dia. East Main which was in a damaged condition was replaced utilising serviceable pipes from those removed from Kasheli Bridge as a result of the enlargement work which is in progress. The work was taken in hand on 1st February 1961 and was still in progress at the close of the year.

(iii) *Arrangement of diverging Vaitarna and Tansa water into Vchar lake at Bhandup.*

The above work comprised provision of 36" dia. branch connection on 96" Vaitarna main and 18" dia. branch connection on each of 72" East and West Tansa Mains with the standing wave flumes for measuring the flow of water to be discharged into Vchar lake. The pipe laying work was done through the contractors Messrs. Structural Engineering Works Ltd. The flume and recorder were tested drawing water from the 72" dia. East Tansa main. The connection on the 72" dia. West Tansa main and the 96" dia. pipe line were not made. This work will be done later on when the trunk mains are dewatered for other operations in the area.

R. V. ABREU,
Hydraulic Engineer.

CITY ENGINEERING DEPARTMENT

Shri S. V. Desai, B.E. (Civil), M.I.E., A.M.I.C.E., D.I.C., held the post of City Engineer throughout the year.

There was no occasion during the year under report to invoke the provisions of the Bombay Municipal Servants Act 1890.

I.—PLANNING

This work consists of preparation of Plans and Estimates of all new engineering projects and is divided into two Sections. The 1st Section deals with proposals in connection with the buildings works, layout of Slum Clearance Schemes and the areas to be developed, etc., and is in charge of the Architect. The second section deals with proposals in respect of roads, drains, sewers, bridges and other miscellaneous engineering projects and is in charge of Executive Engineer (Planning).

I.—(A) ARCHITECTURAL

A—Summary of work done during the year is given below :—

(i) Contract Plans	... 96 Nos.
(ii) Blue print copies	... 8,548 ..
(iii) Cloth tracings	... 179 ..
(iv) Paper tracings	... 460 ..
(v) Block Estimates	... 13 ..
(vi) Total amount of Block Estimates	... Rs. 62,92,010.00
(vii) Detailed estimates	... 72 Nos.
(viii) Total amount of Detailed estimates	... Rs. 4,26,190.89
(ix) Draft tenders	... 25 Nos.

Details of major plans and estimates prepared are as follows :—

(a) New Schools Buildings

Locality.	Estimated cost.
School Building on Plot Nos. 89-90, Lower Parel Division	... Rs. nP. 18,35,162.00
Do. C. No. 1243, Girgaum Division near Nana Chowk	... 12,98,210.00
Do. Plot No. 436, Lower Parel Division	... 15,70,111.00
Do. Near Reserve Bank of India Mint Road	... 4,03,772.00
Do. Plot No. 92-C, Lady Hardinge Road, Mahim	... 11,11,249.00
Do. Plot No. 120, T. P. Scheme III Mahim, Woolen Mill Lane, Dadar	... 7,38,690.00
Do. at Government Housing Colony at Parel Tank Road	... 10,19,128.00
Do. on C. S. No. 3168 at Bhuleshwar Division	... 2,67,002.00

(b) Additional Floors over existing School Buildings.

Locality.	Estimated cost.
R. C. C. Urdu School Building, Mahim	... Rs. nP. 2,02,989.00
School building at DeLisle Road Opposite Central Stores	... 3,32,070.00
Marathi School, Sewree	... 1,28,458.00
School building at Sankli Street, Byculla	... 1,75,919.00
School building on Plot Nos. 160B-162A, Sion Matunga	... 2,99,516.00
School building on Plot Nos. 27 to 29, Naigaum Estate	... 1,83,413.00

(c) Medical Relief

Locality.	Estimated cost
(1) Waiting rooms for relatives of Patients, and students at K. E. M. Hospital	... Rs. nP. 46,866.00
(2) Additional floor over Casualty Officers' Quarters in K. E. M. Hospital	... 46,666.00
(3) Static Power Laundry at Bhoiwada	... 10,82,562.00
(4) Additions and Alterations to Wards Nos. 5 and 6 at Arthur Road Hospital	... 44,284.00
(4) Additions and Alterations to Wards Nos. 5 and 6 at Arthur Road Hospital	... 44,284.00
(5) Additional floor over Pathology at G. S. Medical College, Parel	... 45,596.00
Special repairs to the existing slabs of kitchen, Stair and pakeges at K.E.M.H. Parel	... 23,486.00

(d) Markets

Locality.	Estimated cost.
(1) Additions and alterations to Worli Market	... Rs. nP. 16,424.00
(2) Full fledged vegetable market behind Plaza Cinema, Dadar	... 3,63,300.00
(3) Additional shelter for vegetable squatters on Plot No. 203 at Worli Market	... 20,044.00

(c) Industrial Estates Buildings.

Locality.		Estimated cost.
(1)	Industrial Estate Building No. 1 off Clerk Road, near Simplex Mills	Rs. 14,37,293
(2)	Do. on C.S. No 71 (Part) of Lower Paerl Division off Haines Road	...
(3)	Do. at Bapty Road	Rs. 29,99,504 26,47,798

Appendix A-3 gives the details of the works for which plans and estimates prepared by this Branch.

I.—(B) PLANNING (GENERAL)

Roads, Sewers and Storm Water Drains

(6) The abstract of work done during the year is as follows :—

(i) Paper tracings	... 241 Nos.
(ii) Cloth tracings	... 21 "
(iii) Contract Drawings	... 23 "
(iv) Blue Print copies	... 5,087 "
(v) New estimates	... Rs. 1,20,55,153
(vi) Revised estimates	... 21 Nos.

(7) Major plans and estimates prepared are as follows :—

	Estimated cost.
(a) Roads :	Rs.
(1) Road between Tokersey Jivraj Road and Parel Tank Road	... 2,05,417
(2) 60 ft. Road between Plot Nos. 44 to 50, Scheme No. 58, Worli	... 1,32,128
(3) Road No. 20A, Scheme No. 57	... 1,29,001
(4) 30 ft. Road on Cama's Land bearing C.S. No. 208, 203 (Part) Off Tokersey Jivraj Road	... 3,54,533
(5) Pathways on the proposed Children Park Off Haines Road	... 1,21,933
(b) Storm water Drains :	
(1) Treble bared drain from the culvert off DeLisle Road to the junction of two channels Worli	... 13,13,138
(2) Treble bared drain from Matunga Labour Camp to Dharavi Creek	... 14,62,113
(c) Sewers :	
(1) 18" pipe sewer on the proposed 40' Road, Sion Koliwada, Plot Nos. 290 and 291.	... 50,626
(2) 18"-30" pipe sewer along Victoria Bridge low level	... 2,10,562
(e) Miscellaneous :	
(1) Repairs to sludge drying beds at Dadar Purification Works	... 65,347
(2) Retaining wall at Parel Tank Road	... 20,703
(3) Stop logs at Mahim Casueway	... 2,78,340
(4) Retaining wall at Forjet Street	... 34,803
(5) Providing additional Platform at Mahalaxmi Refuse Sidings	... 41,71,833
(6) Vehicular Overbridge at Princess Street over Western Railway	... 7,35,194
(7) Retaining wall at Turner Sanitorium	... 60,612
(8) Providing water taps in each room and overhead storage tanks in ex-Trust Municipal Chawls	... 4,04,643
(9) Cutting down the bulges on the eastern slope of Worli Hill	... 3,72,816

I.—(C) SPECIAL TECHNICAL UNIT

(8) The post of Executive Engineer (Vigilance) was continued throughout the year. He paid surprise 487 visits to Construction and Maintenance works and 54 irregularities were noticed. He collected necessary data for the purpose of effecting adjustments in the various Branches in the Department.

He gave necessary guidance and helped the staff in various divisions in setting right public complaints. He helped in Planning in early stages, new programme like "resurfacing of major roads" and "desilting main sewers."

He investigated 66 complaints received from public and suggested steps to remedy them. He was required to scrutinise 30 establishment proposals in addition to various miscellaneous problems.

I.—(D) SLUM CLEARANCE

(9) This branch, is mainly concerned with preliminary surveys of slum areas, declaration of slum areas as "Clearance Areas", making of clearance orders or compulsory acquisition orders, as the case may be under the provisions of the Bombay Municipal Corporation Act. This branch has also to acquire, slum properties for clearance, to rehabilitate the slum dwellers, to demolish the old buildings in the clearance areas, to demolish the old buildings in the clearance areas, to formulate the slum clearance schemes to be executed with Government aid and to secure financial assistance from Government and other works pertaining to Slum Clearance.

(10) The progress of the various works under the Slum Clearance Schemes during the year was as under :—

(a) *Preliminary Survey.*—13 Slums, in the Suburbs and Extended Suburbs admeasuring 132.78 acres, having 3,608 structures containing 11,788 families and a total population of 54,688, were surveyed.

(b) *Clearance of Private Slums.*—The progress made in this respect during the year is given in Appendix A-5.

(c) *Clearance of Municipal Slums.*—By the end of the year there were still 14 Municipal slums under clearance and development.

(d) *Tenements under the Government of India's Subsidised Slum Clearance Schemes.*—Under the Scheme, 3,672 tenements were sanctioned for the Second Five Plan period. Out of these 448 tenements were completed during the year, bringing the total numbers of tenements comppted upto 31-3-1961, to 900. 746 tenements were started during the year, 1,258 tenements were in progress on 31-5-1961. The total allocation for Second Five Year Plan for this scheme is 220.32 lakhs.

(e) *Financial Assistance from Government under subsidised Slum Clearance Scheme :—*

LOAN AND SUBSIDY RECEIVED FROM GOVERNMENT DURING THE YEAR.		LOAN AND SUBSIDY RECEIVED FROM GOVERNMENT DURING THE 2ND FIVE YEAR PLAN PERIOD	
Loan.	Subsidy.	Loan.	Subsidy.
Rs. 20,20,000	Rs. 15,76,000	Rs. 41,63,000	Rs. 24,30,000.

(f) *Slum Clearance Programme submitted to Government for sanction.*—A fifth programme of Slum Clearance of an outlay of Rs. 165.41 lakhs envisaging construction of 3344 tenements in Greater Bombay was formulated and forwarded to Government for execution under the 3rd Fiver Year Plan and sanction of Government to this programme, was awaited.

I (F) THE MUNICIPAL MATERIALS TESTING LABORATORY.

(11) This laboratory was started in October 1958 in the premises of Love Grove Pumping station and worked with the same staff as stated in the previous year. The testing work carried out by the Laboratory during the year under report, is given in Appendix A-6.

(12) A set of Standard Sieves of English make, a Sievè Shaker and 12 numbers of 6" size cubical moulds were purchased during the year. In spite of efforts made to secure Import Licence from the Government to purchase the necessary equipments available in foreign countries, the same could not be obtained. However, an amount of Rs. 70,000 is proposed to be spent for the purchase of concrete and soil testing equipments available in India.

II.—CONSTRUCTION.

(A) Construction of Buildings, Roads, Sewers and Storm Water Drains

(13) This branch is in charge of two Executive Engineers, E.E. (Construction) looked after the execution of all major construction works financed from Loan Works Budgets 'A' and 'E' while E. E. (Housing) looked after Housing and also the execution of all major works financed from Budget B.

During the year 29 works estimated to cost Rs. 36,44,031 were completed ; 29 number of works estimated to cost Rs. 1,35,10,600 were taken in hand and remained in progress at the close of the year, while tender for 13 works estimated to cost Rs. 55,92,164 were invited at the close of the year and were either under scrutiny or recommended. Appendix B-1 shows the details of works, together with the total expenditure booked against each work during the year.

(14) Contracts awarded in case of 3 works had to be terminated or were proposed to be terminated, during the year, due to the non-commencement of the works in time, as detailed in Appendix B-2.

(15) The detials of the works which were carried out or were in progress either departmentally, or by contract in different *Ex-Trust* Schemes in the City are given in Appendices B-3 and B-4.

B.—Municipal Housing.

(16) The tenements constructed for Slum clearance, for Municipal staff and for rehabilitation of the acquired properties, are given in Appendix B-5. Similarly the tenements which were in progress during the year under report are given in Appendix B-6.

(17) In order to provide tenements to suit the means of low income group, a beginning has been made, in constructing cheap tenements in Suburbs (Vikhroli, Ghatkopar, Deonar).

C.—Sewers, pumping stations and purification works.

(18) (a) *Love-Grove Purificatioh Plant.*—The construction of a new gas holder is in hand and tenders for the H₂S removal plant, are under scrutiny.

(b) *Improving the Sewarage System of Colaba area .*—The work of sewage treatment plant is nearing completion and that of two sewers is in progress.

(c) *Dadar Purification Works*.—Contract for the work of digestion tank and gas-holder included in the Scheme, has been awarded.

(d) *Dharavi Purification Works*.—Work on the construction of Digestion Tank and gas-holder is in progress. A Contract for the installation of higher capacity pumps, construction of a detritus tank, erection of fine and coarse screens and other works has been awarded.

III.—MAINTENANCE OF BUILDINGS AND ROADS.

(19) The work entailed comprises of (i) repairs and maintenance work in respect of Municipal and Ex-trust properties including acquired properties, (2) roads, footpaths, renewal of road surfaces and surfacing of foot-paths, re-instatement of trenches and other contingent works and (3) works such as road washing, providing and maintaining street name boards, up-keep of public monuments, preventing or permitting occupation of roads and foot paths, temporarily regularising unauthorised occupation of similar other administrative works.

A.—Municipal and Ex-Trust Properties.

(20) The total number of buildings and other properties in the City was 3351 as against 3437 in the previous year. 38 properties were added during the year and 124 properties were demolished.

(21) The work of maintenance is classified under three major heads.—(1) Normal repairs, (2) Special Repairs and (3) New Works. Normal repairs include works of monsoon repairs such as fixing bamboo mats, dammering, tile turning, white washing, colour washing, etc. The works that are likely to increase the life of the building or structure, fall under the category of "Special Repairs". The works for additions and alterations to the buildings and Structures and also those of providing additional amenities, fall under the category of "New Works".

Appendices C-1, C-2 and C-3, C-4 show the works carried out under "Special Repairs" and "New Works" respectively. Works mentioned in Appendices C-1, C-3 were carried out departmentally while those mentioned in appendices C-2 and C-4 were carried out by Petty Works Contractors.

(22) For the purpose of giving contract works, the City was so far being divided into tow divisions, consisting of A, B, C, D and E Wards including the Sanitary Institute at Princess Street and the other comprising of F and G Wards, including Leprosy Home at Matunga. As it was decided to divide the city into three divisions, the last year's contractors were allowed to continue for a period of five months from March 1960 to July 1960 with the same rates as offered by them during the previous period of the year. The rates for divisions consisting of A, B, C, D and E Wards were 10.80 per cent. below and those for the other division were 11 per cent. below the schedule rates. It was also decided to change the contract period from March-February, to August-July. Accordingly the last year's contractors for three divisions comprising A,B,C, wards, including Sanitary Institute at Princess Street, (2) D and E Wards and (3) F and G Wards, including Leprosy Home Matunga, were (1) Messrs. Mohanlal and Co. (Construction), (2) Shri Rupchand Kessarji Madhani and (3) Shri S. V. Jiwani for the period from 1-8-1960 to 31-7-1961, respectively. The rates quoted by them were at par for the 1st division, 1 per cent. below, for the second division and 1 per cent. below, for the third division. The contracts for the three divisions will be continued from March 1961 to 31st July 1961, with the same rates as mentioned above.

Repairs to school buildings under Budget 'E' were also carried out and the total expenditure incurred on this item amounted to Rs. 17,039. The details as regards Budget provision, the expenditure booked under different heads in revenue budgets "A" and "B", are shown in Appendix C-5.

332 work orders, amounting to Rs. 6,88,161 were issued to the Petty Works Contractors for all the divisions.

B.—Roads and Foot-Paths.

(23) The total length of the roads in the City at the close of the year was 278.368 miles. The classification of Roads and Footpaths showing the mileage and areas to be maintained and the expenditure incurred in maintaining different types of roads and footpaths is given in appendix C-6.

(24) An amount of Rs. 11,71,505 was spent on repairs to pot-holes on carriage-ways, during the year under report.

(25) 5,40,577 square yards of different types of road surfaces were improved departmentally, during the year, as detailed below :—

Mode of Improvement.	Area in sq. yds.
(1) Sheet Asphalt	... 22,842
(2) Chipcoat on Asphalt Roads	... 13,740
(3) Semi-Grouting	... 18,011
(4) Surface-dressing	... 4,41,477
(5) Asphalt Concrete.	... 44,507

As usual Rs. 2,06,270 were paid to the Bombay Port Trust for cleaning and repairing Port Trust Wharves and Roads. The work of constructing foot-paths as approved by the Corporation was continued during the year and footpaths of 24 roads covering an area of 21,991 square roads were asphalted at a cost of Rs. 61,058.

The total mileage of the City Roads is about 278 miles of which the various Bus Routes cover about 66 miles. During the course of the year, Road resurfacing work covering a length of about 15 (7) miles, carryings bus and other heavy traffic was given by tender and the work was started from October 1960. Appendix C-17 show the road works in progress during the year. Expenditure incurred on resurfacing roads in concrete, amounted to Rs. 9,24,841 and that on resurfacing asphaltic concrete, amounted to Rs. 12,65,578.

C.—Miscellaneous works in connection with roads and foot-paths.

(26) (a) *Road Waterings*.—Water-bound roads and katcha foot-paths comprising of total area of 5,355 sq. yds. were watered at suitable intervals during the dry season and expenditure incurred thereon amounted to Rs. 817.

(b) *New Roads and foot-paths*.—Only one road was taken over for maintenance, from the Collector of Bombay during the year under report.

(c) *Street name boards*.—Total expenditure incurred on repairing and maintaining the existing ones, amounted to Rs. 8448.

(d) *Maintenance of Public monuments*.—All the statues were periodically cleaned and maintained at the total cost of Rs. 3,584.

(e) *Pedestrian guard railings*.—47154 ft. of guard railings were maintained during the year.

(f) *Widening of roads consequent upon the acquisition of set backs*.—The cost of adding to roads the set back lands acquired in different parts of the City inclusive of cost of incidental works, such as shifting tram poles electric cables, gas or electric lamps, water-entrances, etc. amounted to Rs. 29,509. The total area thus added to the roads was 1488.82 sq. yards.

(g) *Private and Departmental Works*.—1314 works were carried out for various private parties at a total cost of Rs. 6,54,191 and 1877 works were carried out for other Municipal Departments at a total cost of Rs. 9,30,323.

(h) *Benches*.—944 benches on roads and foot-paths were maintained.

D.—Road Rollers.

(27) During the year there were 31 road rollers on the register, out of which one was petrol driven, 26 diesel driven, and four steam driven. One Diesel roller was disposed of on 7-12-1960 and thus only 30 rollers were on record at the close of the year (*vide* Appendix C-9).

E.—Permits.

(28) (a) *Opening of roads and foot-paths*.—During the year 585 permits were issued for excavation in roads and footpaths. The cost of re-instatement of disturbed surface was charged to the respective permit holders. The trenches were repaired at a total cost of Rs. 3,47,657, which was borne by the parties concerned. The total amount of road openings fees recovered was Rs. 759.50.

(b) *Occupation of roads and foot-paths*.—Action under Section 322(b) of the Bombay Municipal Corporation Act was taken to prevent the unauthorised occupation of roads and foot-paths by dumping building materials. 333 notices were issued, for contravening the provisions of the Act. Fees were recovered for the use of roads for slacking materials and putting up scaffoldings. The total amount collected under this had was Rs. 33,041 from 706 permits. In addition, 365 permits were also issued for occupation of roads, for erecting mandaps, placing charirs, benches, etc. and the amount realised therefrom was Rs. 1406. Permission for 473 bus and tram shelters, on roads and footpaths was continued.

F.—Tram Ways.

(29) The total length of the double Tram Tracks in the City was 25.68 miles and that on single tram tracks was 4.38 miles, at the close of the year. These figures include 17.44 miles of single and double tram tracks from which tram services have been withdrawn but the rails were not removed from the roads.

Restoration of trenches.—During the year 8,96,163 Rft. trenches were re-instated at a total cost of Rs. 15,32,431 as per details given in Appendix C-10.

G.—Asphalt plant and Crushers.

(30) (a) The Municipal Hot Mix Asphalt Plant at Worli was in operation throughout the year except during monsoon and thereafter upto 15-1-1961 due to non-availability of tubes, required for the Boiler. The pegson mixer, was worked for turning out asphalt chip mixture and cold mix material, to fill in pot-holes in the City and Suburbs. The labour for running the Asphalt plant was engaged by contract.

(b) The total area of 3,53,072 square yards of roads and foot-paths was repaired and renewed during the year as against 4,12,685 square yards repaired and renewed during the previous year.

(c) Capital roads admeasuring 1,32,069 square yards were repaired by seal or chip coat as per details given in Appendix C-15. In addition to this, seal coating was done on miscellaneous roads, admeasuring about 2,828 square yards.

(d) During the year the road renewal work by 3" asphaltic concrete admeasuring 44,376 square yards was carried out as per details given in Appendix C-16. An area admeasuring 3505 square yards was renewed with 3" asphalt as per details given in Appendix C-7. In addition to this an area of 3705 square yards was asphalted with 1/2" to 3/4" seal coat, as per details given in Appendix C-8.

HOT MIX ASPHALT PLANT.

The hot-mix plant worked for 108 days and remained closed for 257 days on account of rainy season, Sundays, Holidays, Break-downs of the plant and non-working of plant due to non-availability of tubes to boiler.

The rates adopted for booking the expenditure for different modes of construction, were the same as per previous year. The total expenditure for renewing the road surface, the cost of which was chargeable to different Budget heads, amounted to Rs. 79,015.37 nP.

An area of 1,41,428 square yards was repaired by providing 3/4" asphalt pre-mix carpet on grouted roads as per details given in Appendix C-19.

1655 tests, as per the details shown in Appendix C-20, were carried out at the Asphalt Plant Laboratory on different asphalt mixtures.

The total number of boxes and tonnage turned out by main plant and pegson plant are 33,181 boxes and 21,270 boxes respectively.

CRUSHERS AT WORLI AND SEWREE.

(32) There are four crushers and one granulator at Worli, and four crushers at Sewree. On an average, 2 to 3 crushers at Worli and two crushers at Sewree, worked. The second shift was run at Sewree for about 2½ months with contract labour.

(33) The out put of crushers, during the year, was 10961 brass as against 10602 brass during the previous year. The work of cutting the rubble stones at both the crushers, was carried out by departmental labour except for the second shift as stated above. The rubble at Worli and Sewree Crushers, was obtained through contract. In addition to this the sett-stones excavated from the roads were received and crushed in large quantity at sewree and Worli. The details of different kinds of metals crushed, during the year under report, are given in Appendix C-21.

H.—Public Street Lighting.

(34) The streets in the City are lighted with gas and electric lamps. The total number of lamps at the end of the year was 13,079 which exceeded the corresponding figure of the previous year by 295. The details of the different types of lamps are given below :—

(a) Gas Lamps with C. P. Varying from 70 to 1528.

Hexagonal.	Bombay.	Little-ton.	Rochester.	Suggs.	Traffic Directional.	Total.
781	18	6594	139	141	111	7784

(b) Electric Lamps with C. P. varying from 25 to 1528.

Tungston Filament lamps.	Mercury Vapour Lamps.	Florescent Lamps.	Total.
2550	2688	57	5295

Grant Total of Gas and Electric Lamps 13,079.

In addition to these Lamps, 14 Policeman's spot lights and 12 lamps at Railway foot over-bridges at Chowpatty, Byculla and Dadar were maintained by this Section. The candle power of gas lamps varied from 70 to 200 and that of electric lamps from 25 to 1528.

(35) The following statement shows the total candle power of lamps, energy consumed and the expenditure incurred on account of maintenance, etc. On an average, 51278 cubic feet of gas and 10203 killo walt units of electricity, were consumed per day as against 53,097 cubic feet of gas and 9748 killo walt units of electricity per day consumed during the previous year.

Kind of Lighting	Candle Power.	Total Consumption During the Year.	Expenditue for lighting
Gas	16,19,060	18,71,65,440 Cft.	Rs. 13,16,874.
Electric	18,00,601	37,23,944 Walts.	Rs. 10,56,246

(36) An additional expenditure of Rs. 1,99,809 was incurred on the following items.

(1) Erection of new lamps	Rs. 6,462
(2) Repairs and maintenance	Rs. 1,06,032
(3) Works of Improvement in Street Lighting	Rs. 87,315
Total Rs.	Rs. 1,99,809

(37) As usual Rs. 29,970 were paid to the Bombay Port Trust on account of lighting whereas and roads in their charge by adjustment against the amount due from them in respect of General Tax for the year under

ort. The work of lighting and maintaining street lamps was done through Messrs. The Bombay Gas Co. for gas lights and the Bombay Electric Supply and Transport Undertaking for electric lights.

(38) The statues of the late Sir Pherozshah Mehta at Bori Bunder and late Vithalbai Patel and Lokamanya Tilak at Chowpatty were flood-lit with electric lights throughout the year.

(39) (a) Under the 'All-in-Hire' Scheme, the lighting of 17 roads was improved as shown in Appendix C-22.

(b) The lighting of 9 roads by T.F. Electric and Gas lamps was improved as shown in Appendix C-23.

(c) Similarly in respect of 7 places shown in Appendix C-24 new lighting arrangement was provided.

I.—TRAFFIC.

(40) The main works attended to by the Section are :—

(a) Design of channalisation, Rotaries and refuse islands.

(b) Obtaining traffic volums for determining the various movements of traffic.

(c) Providing pedestrian crossings both temporary and permanent.

(d) Traffic studies in connection with the installation of automatic traffic signals, subways, bridges, widening of roads, etc.

(e) Parking.

(41) *Traffic Islands.*—

(a) New traffic channelling and refuse islands, were constructed during the year at the followings intersections :—

(1) Sleater Road and Falkland Road bridge, low level lane.

(2) Connaught Road and Sussex Road (3) Lady Jehangir Road, Katrak Road and Antop Hill Road

(4) Cadell Road and Sayani Road.

(b) New Islands are proposed at the following inter sections :—

(1) Lady Jamshedji Road and Mia Mohamed Chotani Road. (2) Lady Jamshedji Road and Lady Hardinge Road. (3) Mahatma Gandhi Road—Flora Fountain. (4) Girgaum Road with Thaukr-dwar Road. (5) Girgaum Road with Charni Road. (6) Charni Road with Vithalbai Patel Road. (7) S. V. P. Road with Vithalbai Patel Road. (8) S. V. bridge with Hughes Road. (9) Lady Jehangir Road with Bhalchandra Road. (10) Cadell Road with New Parbhadevi Road. (11) Napean Sea Road junction Narayan Dabholkar Road. (12) Mahalaxmi Bridge on Clerk Road.

(c) Remodelling of existing rotaries, etc. (i) Nana's Chawk, (ii) Worli Naka. The proposed remodelling was laid out by temporary drums, but as the same did not work satisfactorily, it will be discontinued and the original layout will be retained.

(iii) Khodadad Circle. The work of remodelling the rotary is in progress

(iv) Kotwal Gardens Rotary opposite Plaza Cinema. The work of remodelling this rotary is in progress.

(42) As usual, pedestrian crossing lines, centre lines of roads and parking stalls were demarcated on some of the main thorough fairs in front of schools, etc. Permanent centre divider is being laid out along Dr. Annie Beasant Road.

Traffic Signals.

(43) (a) Traffic signals were installed at the following intersections.—(i) Parel Chawl Road and Kalachowky Road (ii) Suparibaug Road, junction Curry Road, (iii) Ibrahim Rahimtulla Road and Babula Tank Road (J. J. Hospital) (iv) Ibrahim Rahimtulla Road junction Sardar Vallabhai Patel Road (Bhendi Bazar), (v) Bellasis Road junction Dr. Anandrao Nair Road.

The signals at intersection No. (v) above were put in commission during the year.

(44) Proposals to signalise (1) Opera House junction and (2) Hughes Road and Harvey Road junction are in progress and quotations have been invited. (3) Signals at Kemp Corner are proposed to be provided with pedestrian phase. Necessary modifications in the controller are being considered.

(45) Traffic studies at Boribunder and Churchgate were under taken and proposals to provide signals at both then places is under consideration.

(45) Quotations from the former have been invited. At the following intersection traffic study for the provisions of signals was taken (1) Lamington Road junction Grant Road At the following locations pedestrian signals are being considered.

(1) Tilak Bridge East approach pedestrian traffic. (2) Parel Chawl Road Chinchpokli Municipal Schools. (3) Cadell Road New Parbhadevi Road.

Bridges.

(47) (a) Princess street overbridge for vehicular Traffic :—

Approval to plans and estimates is sought for. This proposal is in lieu of the under-pass which was already approved and sanctioned.

(b) Foot-Bridges across Queen's Road connecting Charni Road and Marine Lines Railway Stations are proposed to be constructed through private agency.

Parking.

(48) In busy areas parking is becoming a serious problem and it is therefore under consideration to convert the following places into off-sheet parking lots.

(1) Khodadad Circle. (2) Horniman Circle. (3) Mumbadevi Tank Garden.

In the following areas Traffic studies to consider the parking demand and provide Off sheet parking facilities were undertaken during the year. (1) Girgaum area (2) Sandhurst Road area (3) Peddar Road area.

(49) Truck traffic in Port areas is assuming an alarming magnitude and to establish a truck terminal, was under active consideration. All studies were made but for want of suitable location for parking 1000 Trucks with Agents officers, the same had to be dropped.

J.—Improvements of private streets in the City (Old City Limits)

(50) (1) Out of the five actions reported to be in progress during the previous year, action in one case viz. private street off Girgaum Road is completed and the street is declared as Public. Sanction of the Standing Committee to issue fresh notices under Section 305 of the B. M. C. Act, against the frontagers deleting the portion where encroachments are standing, is received. Notice under Section 305 will be served after getting the draft approved by Solicitors to Corporation. Action in the case of private street off Bhulabhai Desai Road leading to Dhakaleswar Temple, is pending in Girgaum Police Court. (Appendix C-11).

(2) Improvement of Passages in private holdings :—

No action has been taken for the Improvement of passages in private holdings, during the year under Report.

(3) The amount declared as Improvement—Expenses under Section 494 of the B. M. C. Act, during the year is given in Appendix C-12.

(4) Recoveries including interest and deposits, made during the year, from House owners in respect of Works carried out in the past and proposed to be carried out, amounted to Rs. 12,359.15 nP. as against Rs. 36,685.38 during the previous year. The reason for less recovery during the current year, is that the Municipal references filed in the Small Causes Court remained undecided.

(5) Appeals in two cases filed by the parties before the Full Bench of the Small Causes Court as reported in the last year's report, is still undecided.

(6) New passages taken over from the State Government for improvements and maintenance are shown in Appendix C.—13.

(7) 17 New references under Section 503 of the B. M. C. Act, were filed in the Small Causes Court during the year under report. Thus the total number of references including 54 previous references, comes to 71. Out of these 71 references three were settled and withdrawn and in case five more references, decrees were passed by the Court. Thus the total number of references outstanding at the end of the current year, comes to 63.

(8) A small piece of land belonging to State Government adjoining the passage at Hemraj Damodar Wadi near Kennedy Bridge is taken over and added to the Street.

(9) No progress is made in Improvement of Private Street in Tokersi Jiwara Wadi, Sewree, as all the frontagers did not agree to bear the Improvement expenses. Action under Section 305 of the B. M. C. Act is held up, as the Main Drainage arrangement at the southern side, is not yet completed.

IV.—MAINTENANCE OF DRAINS AND SEWERS

(51) The work in this respect consists of (1) cleansing and maintenance of all under ground sewers, storm water drains and open channels and (2) Making street connections to sewers and storm water drains.

(52) (1) *Maintenance and Cleansing* :—

(a) Cleansing of sewers and drains :—

The Appendix D-1 gives the details of the lengths of sewers and drains cleaned and quantity of silt removed.

(b) Water courses, catchpits, water entrances and streets connections :—

Four water courses of 900 R.ft. were cleaned and kept in good condition and 97.28 tons of silt was removed. As a routine measure, 14626 water entrances including perforated stone-ware pipes were opened and cleaned before the monsoon and closed after the monsoon and 2433.05 tons of silt was removed during the process of cleansing. The number of street connections cleaned during the year was 24006 and the amount of silt removed was 992.56 tons.

(c) Biological installation at Banganga :—

This installation was kept in working order by cleansing the filter beds and an amount of Rs. 7,077.50 was spent on carrying out repairs to the same.

(d) Vent shafts and sluices :—

All vent shafts on pipe sewers which number about 2645 were maintained and kept in working order. 31 sluices in sewers and storm water drain were operated and maintained.

(e) Storm water channells :—

Five main open storm water channels were cleansed at a cost of Rs. 27,050.59 and 1,706.49 tons of silt was removed therefrom. In addition to the above, the open channel drains at Joglekar Wadi, Dharavi and Dharavi Cross drains were also cleaned and maintained.

(53) (2) *Common House Drains in Private Properties.*—The work of systematic cleansing of house drains, was continued during the year and it resulted in reducing the number of chokes. A total length 1.76

miles of pipe sewers was cleaned and 509.70 tons of silt was renewed. Similarly 398.18 tons of silt was removed by Cleansing House drains in private properties. On an average, 6 gangs, each consisting of 4 labourers were attending to this work. A mobile gang with flexible rod-equipment was continued during this year and it removed 234 chokes in the pipe sewer.

(54) (3) *Repairs and alterations.*—The work of repairs of 40 manholes and 1402 gratings was carried out at the cost of Rs. 10,394 and Rs. 26,678.50 respectively.

(55) (4) *Street Connections.*—The work of giving street connections to the old and new buildings was continued and 74 street connections were granted to sewers and 8 to storm water drains.

(56) (5) *Flooding.*—Special arrangements were made for abating flooding by keeping labourers' gang in shift duties, for day and night and the gangs were directed to flooding centres under the supervision of two sub-engineers one for the North division and the other for the South Division.

(57) *House Drains.*—1899 requisitions were issued against the house owners for rectifying the defects in the house drainage fittings. The requisitions outstanding at the beginning of the year numbered 425. The requisitions complied with during the year numbered 7877, leaving a net balance of 1447, outstanding at the end of the year. Appendix D-2 gives the details, classified according to the Sections of the Bombay Municipal Corporation Act. Appendix D-3 gives the details of the total prosecutions launched and the amount of fine inflicted.

(58) No progress was made during the year regarding subvention scheme for conversion of privies into water closets.

(58A) *Desilting of Main Sewers.*—After the last War the Sewerage system has come to be overloaded progressively year by year due to heavy influx of population and rise in the quantum of water supply. Systematic programme of desilting main sewers could not be contemplated all these years on account of heavy surcharging. Through worst affected stretches used to be attended to, the desired results in the form of free running condition in the sewerage system could not be obtained as the system right from the Colaba Area to its outfall at Love Grove is a continuous stretch of gravity sewers.

As obtaining low levels in the sewerage system for quite some hours during night become possible after execution of some of the important main relief sewer works and installation of two additional pumps at Love Grove in May, 1960, an ambitious programme of extensive desilting of main sewers was undertaken this year.

Under the programme it was decided to complete during the fair season desilting of about 10½ miles of the most heavily silted main sewers covering mainly the stretches depending upon the Love Grove Out-fall. A number of gangs with equipment such as scrappers, winches, champion sewer cleaning machines, etc., were accordingly brought into commission. The gangs were progressively increased and by the end of the year 24 gangs comprising of 16 labourers each, were engaged on the work.

The target fixed for scraper dragging is 53,870 feet and the full theoretical quantity of silt in this length of main sewers is 6,12,800 Cft., out of which as much quantity of silt as is practicable will be removed and disposed off, and the rest is expected to flow down to the out-fall to be either removed at the Grit Removal plant at the Purification Works at Love Grove or pumped into the Sea along with raw sewage.

By the end of the year the length covered with scrapers was 24,445 feet and the quantity of silt actually removed and transported for further disposal came to 1,42,120 Cft.

Appendix D-4 gives the week by week figures of the operations of scraper dragging and silt removal with their relations to the total target planned. It will be seen that 45.38 per cent of the planned target in respect of scraper dragging has been already covered up by the end of the year and there was every hope that the planned target will be reached before the end of the fair season.

(59) *General Comments.*—The total amount of water consumed for Drainage, Sewerage works and Public Sanitary conveniences, was 2,19,735 gallons. Two manholes were constructed on 9" pipe sewer at Girgaum Road, which gave relief to street connections bearing street Nos. 437 and 543 originally connected bodily. Similarly one new man-hole was constructed on 9" pipe sewer at 2nd Gouupdeo Cross Lane for cleansing facility.

V.—PRIVATE BUILDING CONSTRUCTION

(60) *Building proposals.*—The applications received under Section 337 of the Bombay Municipal Corporation Act, erection of new Buildings, numbered 575, as compared to 762 in the previous year. Applications for additions and alterations under Section 342 of the Bombay Municipal Corporation Act, numbered 812, as against 1099 in the previous year. During the year, the Government submitted no proposal falling under the two Sections. The total number of building proposals dealt with, was thus 1387. Appendix E-1 shows the comparative quinquennial figures, for the period from 1956-57 to 1960-61 in respect of applications received.

(61) *Building construction.*—In connection with the proposals received, under Sections 337 and 342 of the Bombay Municipal Corporation Act, 597 completion certifications in respect of buildings completed, were received during the year, as against 1121 of the previous year and they were disposed of, after inspection on site

(62) *New Buildings.*—The total number of new buildings constructed by private enterprise during the year, was 208 as against, 314 during the previous year. Out of these, 172 were residential and 36 non-residential. The total number of residential buildings constructed by Co-operative Housing Societies was 36. There were 4 residential buildings constructed by the employers for their employees, as against 6 during the previous year.

(63) *Building Collapses.*—115 buildings or portions thereof collapsed during the year, as against 117 during the previous year. The total number of persons injured was 69 and of persons killed, 21. Appendix E-2, gives the quinquennial figures of houses or portions thereof collapsed, during the last 5 years.

(64) Actions under relevant Sections of the Municipal Act—Under different Sections of the Bombay Municipal Corporation Act, 4680 prosecutions were launched against the house owners for non-compliance. The details are given in Appendix E-3.

(65) *Enforcement of Building Byelaws.*—10344 notices under different sections of the Municipal Act, for repairs to or removal of unsafe structures etc., were issued during the year. Out of these, 5505 were complied with and the remaining 4839 were pending at the close of the year. Out of 1028 notices pending at the close of the previous year, 631 were complied with, and 397 notices of the previous year also remained pending at the close of the year under report. The details are given in Appendix E-4.

(66) *Removal of unauthorised works.*—Sanction of the Standing Committee was obtained in 493 cases, for the removal of unauthorised works, as against 811 during the previous year.

(67) *Complaints from the Public.*—The number of complaints received from the public regarding structural defects, ruinous condition of the buildings, leakage of rain water, unauthorised construction etc., was 6668, during the year as against 5684 during the previous year. Out of these, 6608 had been looked into by the end of the year and necessary action in connection therewith was taken.

(68) *Acquisition of setbacks.*—The amount spent on the acquisition of setback during the year under report was Rs. 1,13,963.13 nP. as against Rs. 2,82,489.70nP. during the previous year. Appendix E-5 gives details of the amounts spent on this account, during 5 years period from 1956-57 to 1960-61.

(69) *Regular lines of streets and layout of new Roads.*—List of regular lines revised under Section 279(1) (b) of the Bombay Municipal Act during the year is given in Appendix E-6. The list of Regular Lines sanctioned under Section 279(1)(a) is given in Appendix E-7.

House Numbering

(70) The work of assigning house numbers to the newly constructed properties in A-1 and A-2 Divisions was taken in hand and completed. The work of assigning numbers to the newly constructed properties in B divisions is in progress. Plans showing the proposed missing and existing numbers of properties in A-1 and A-2 Divisions, are under preparation.

The properties in the following schemes were surveyed and assigned the house numbers :—

(1) Back Bay reclamation Scheme (Blocks 1 and 2), (2) Naigaum Estate, Scheme No. 60 (3) Dadar Matunga Estate Scheme (South), (4) Dadar Matunga Estate Scheme No. 5 (North) (5) Shivaji Park Scheme, (6) Worli Hill Estate Scheme Nos. 52 and 58, (7) Sion Matunga Estate Scheme No. 6, (8) Sewri Wadala Estate (North and South) Scheme No. 57.

A list of Public Roads (Zone-wise) in alphabetical order, is completed and information such as length, width, house numbers from and to, etc., is being collected. The work of issuing notices to the house owners in G Ward is in progress and the work of fixing number plates to their properties will be taken in hand, as soon as the plates are recovered from Municipal Work-shop.

(71) *General.*—Departmental action under Section 489 of the B.M.C. Act, for pulling down unsafe portions of the Buildings or properties etc., in the interest of the public safety, or failure of landlords to carry out Municipal requisition, had to be taken in 77 cases and the expenditure incurred on this account, amount to Rs. 30,024.14 nP. Out of this amount, a sum of Rs. 5,558 is irrecoverable. Under Section 499 of the B.M.C. Act, authorities were granted and 569 tenants took advantage of the same.

(72) *Projections on Stall boards and weather frames etc. on Streets.*—Action for the removal of unauthorised stall board projections and show cases was continued during the year. The number of warning letters served for the removal of unauthorised projections was 1189. During the year 223 projections were removed by the parties of their own accord and 4131 were removed departmentally. 224 stall boards projections, 807 weather frame projections and 94 rolling shutters were newly permitted on payment of fees. 24414 intimation cards were served for the recovery of fees and the income derived and the expenditure incurred on this Establishment is shown in Appendix E-8. Under Section 308(3) of the Bombay Municipal Corporation Act, two notices were served and both of them were complied with. The total number of stall boards and weather frames permitted upto end of the year under report is 26771.

(VI).—MECHANICAL BANCH

(73) This branch looks after :—

- (1) The Municipal Workshops and Foundry at Foras Road.
- (2) The work in connection with new electrical installations and repairs to the existing ones in the City.
- (3) Manufacture of furniture and other wooden articles.
- (4) Manufacture of Ferrous and non-ferrous castings.
- (5) Purchase of Plant, Machinery and equipments other than those dealt with by the Controller of Stores.
- (6) Drawing specifications for plants machinery, furniture etc., required by different departments.
- (7) Maintenance and repairs of :—
 - (a) Lifts and electric installations in Municipal buildings.
 - (b) The refrigerator at the Arthur Road Market.
 - (c) Road Rollers.
 - (d) Mechanical and electrical installations and machinery.
 - (e) The Pumping Stations, the Compressor Stations, Purification Works and flood gates.

(74) *Municipal Workshop.*—6125 Jobs were completed during the year including those which were partly finished at the end of the previous year. The total number of new jobs received during the year was 6418. The total expenditure on departmental and private works amounted to Rs. 7,39,624 as against Rs. 6,95,105.23 nP. in the previous year. The expenditure on the upkeep and overhead charges amounted to Rs. 1,65,750 which worked out to 22.99 per cent. incurred on labour and stores as against 22.12 per cent. for the previous year.

(75) **Municipal Foundry.**—The rates of different types of castings were sanctioned by the Municipal Commissioner for the year 1960-61 depending upon the cost of materials and labour cost, as the Foundry is working on suspense account basis. Many intricate and special types of castings for the use of pumping and Purification Plants, Asphalt Department and C.I. Channels for Irla Nala Gates castings for Pen-stock gates for Hydraulic, Engineer's Department etc., were manufactured in the foundry this year. Most of the castings required by various departments including cast iron manholes, were also manufactured in the Foundry. The quality and soundness of product were also quite upto the mark. The rates compared very favourably with those in Local Market. Details of the total out put during the year along with the sanctioned rates are given in Appendix No. F-1.

(76) **Refrigeration Plant at Arthur Crawford Market.**—The report of the quantity of goods dealt with and the amount received by way of fees at the Cold Storage will be seen in the Chapter relating to Markets and Slaughter Houses.

(77) **Design Section.**—This section carried out the work of preparing estimates for the mechanical section of this department, preparing drawings and specifications for machinery furniture and other mechanical equipment for various departments. In addition, it executed all the out-door Mechanical jobs. Tenders for all the mandaps for the Municipal General Elections were invited by this Section and orders placed on eight contractors at a total estimated cost of Rs. 3,15,716. This section submitted 364 estimates amounting to Rs. 8,82,600. 610 Jobs were carried out at a total cost of Rs. 1,63,530. 85 New drawings were prepared and 10 tenders, including sealed quotations were invited.

(78) **Electrical Section.**—This section continued to look after all the Municipal electrical installations in the City except those under H. E. and Ex.-Trust Chawls. The following works were carried out by the Branch during the year under report.

(a) The illumination of Municipal Head Offices on Maharashtra Day and also the illumination of Municipal Head Office, Victoria Gardens and Main Suburban Office at Bandra, through contractors on Republic Day

(b) The electric installations including water pump sets of both the Head Offices, were maintained.

(c) The Plant at Electric Crematorium at Chandanwadi was maintained.

(d) *M.G.O. Simming Pool.*—The complete filtration plant and swimming pool lights etc., were maintained. The Pool was closed for annual repairs during the month of December and wiring of under-water-lights, was renewed by the newly introduced P. V. C. water-proof cables and also permanent wiring with P. V. C. was provided for diving board lights. One more flood light was provided at the shallow end of the Pool for increasing the illumination.

Tender Section.—This section has executed works amounting to Rs. 4,48,280 and also prepared estimates for the electrification of Municipal structures amounting to Rs. 15 lakhs.

Planing Section.—This section prepared 50 estimates amounting to Rs. 10,59,875.

Housing Section.—The work of electrification executed by the Housing Section both of city and Suburbs amounted to Rs. 3,63,124.37. The Section also prepared 17 estimates amounting to Rs. 2,97,350.

Departmental jobs.—711 departmental jobs amounting to Rs. 2,23,557 were attended to, and 113 estimates were prepared amounting to Rs. 3,16,000.

SEWAGE PURIFICATION PLANTS

(79) **Love Grove Pumping Station:**—During the year, the installation of two additional pumps (of stork make) each of 56 M.G.D. capacity was completed and the pumps were put into commission. These pumps, together with the two old horizontal pumps in the new pump house and the two vertical pumps in the old pump house worked satisfactorily during the year and facilitated the completion of the main sewer cleaning programme which was undertaken this year on a large scale.

(80) The old pumping Station pumped out 7950 Million gallons and the new pumping station pumped out 26,812 million gallons of sewage during the year. 1,04,400 Cft. of silt was removed from the new detritus plant. 9030 Cubic feet of screenings were removed from the new Pumping Station and 4300 Cft. were removed from the old Pumping Station.

(81) The Primary settlement Tank No. II aeration cones and two digestion tanks Nos. 3 and 4 constructed by the Duncan Stratton & Co., were working satisfactorily. The sludge lifting pumps of the primary settlement tanks which were in continuous use from 21st December 1959 were found to be corroded and were repaired.

(82) One of the screw pumps on the Digestion Tanks was found defective in the bearings. The same was removed, over-hauled with new bearings and put into commission. Both the screw pumps were working satisfactorily.

(83) The gas generated in Tanks No. 3 and 4 (Tank Nos. 1 and 2 are under repairs) is at present burnt by means of gas burners. The gas meter installed on the gas line had been put into use from 1st November 1960 and was under continuous observation, precautions were taken to prevent any damage due to high percentage of H_2S in the gas.

(84) The following are figures of sewage treatment at this plant during the year :—

(1) Total sewage treated	... 4146 M.G.
(2) Total raw sludge pumped	... 27.1 M.G.
(3) Total digested sludge removed	... 2.68 M.G.
(4) Conversion into dried sludge manure	∴ 366 Brass.
(5) Total sludge manure removed by the contractos during the year	... 291.13 Brass.

(85) **Dadar Purification Plant.**—The total amount of sewage received for treatment at the plant during the year was 5704.00 M.G. i.e. an average of 15.63 million gallons per day. Out of these 15.63 m.g. sewage flow per day received for treatment, 3.00 M.G. sewage per day received complete treatment and the remaining 12.63 M.G. sewage per day received only primary treatment. Steps are being taken to increase the capacity of the plant which is at present 14 M.G. per day sewage flow.

(86) **Sewage Pumping Station, Dadar.**—During the current year this pumping station pumped 2772.65 M.G. as against 3216.48 M.G. during previous year. Appendix F-2 gives the working of entire plant in tabulated form.

Enclosed draft filter No. 1.—The air ducts of the filters which were badly corroded, were replaced with new ones during the current year. Steps are being taken to replace the corroded distribution arms of the filters.

(87) **Sludge digestion tanks—Nos. 2.**—The two digestion tanks each of 160000 Cft. capacity functioned normally during the year. The tank digested, each day 100,000 gls. of thick raw sewage sludge and converted it, into an innocuous mass which could then be dried up on the open sludge drying beds without causing any smell and fly nuisance. The digestion tanks produced sludge gas and digested sludge manure as by products.

(88) **Sludge gas generation.**—The two digestion tanks, generated 59,942 million Cft. of sludge gas. The daily average gas generation was 164,467 Cft. as against an average of 160010 Cft. generated during the previous year. The sludge gas generation per million gallons of sewage treated amounted to 10510 Cft. The highest and the lowest gas generation per day during the current year was 220,110 Cft and 66200 Cft. respectively as against 213,200 Cft. and 91,900 Cft. respectively during the previous year. The highest rate of generation was recorded during the summer whereas the lowest rate of generation was recorded during the monsoon.

(89) **Sludge gas utilization.**—Appendix F-3 gives the statement of gas generation and utilisation as gaseous fuel for domestic and industrial purposes. The revenue realised by sale of gas during the current year amounted to Rs. 1,93,868 as against Rs. 178,850 realised during the previous year. For further extension of gas supply, steps have been taken to lay a 6" C.I. pipe line along Bhavani Shankar Road and Portuguese Church street. Similarly, for augmentation of gas supply to the Hospitals in Parel and Sewri area through existing 6" C.I. main, tenders are invited for provision of gas pressure boosters.

(90) **Digested sludge Manure.**—During the current year the total revenue realised by sale of digested sludge manure amounted to Rs. 12,224 as against Rs. 19,108 realised during the previous year. The reduction in the revenue is partly due to the scarcity of wagons and partly to frequent choking of the digested sludge pipe line of one of the digestion tanks, which necessitated retention of digested sludge in the tank.

(91) **Laboratory.**—Plant scale experiments on the removal of Hydrogen sulphide were carried out from 1st May 1960 to 13th June 1960 by the use of Ferric Hydroxide. By the addition of this hydroxide, the hydrogen sulphide generated is precipitated as insoluble ferrous sulphide. By the use of Ferric Hydroxide, it was possible to reduce the hydrogen sulphide contents from 250 grains per 100 Cft. to 40 grains per 100 Cft. During the current year the Laboratory also analysed samples from Dadar, Dharavi and L.G. Plants. Appendix F-4 gives the summarised general data of the working of the plant for the previous five years.

(92) **Dharavi Purification Plant.**—The plant comprising different units worked normally during the year except for one unit i.e. The Primary settlement tank which was out of commission for some time for the replacement of air lift pumps and the flat m.s. bars by track rails. During the period the primary tank was out of commission, the final settlement tank was used as primary tank and the other units kept working normally.

(93) **Screening Mechanism.**—This unit worked normally without any major repairs throughout the year.

Sewage pumping station.—All the three 5 M.G.D. pumps worked normally during the year. Each pump had to be opened about twice a year for changing sleeves, Bushes and pedestal bearings, etc.

(94) **Detritus tank.**—The air lift device was found corroded and was replaced by a new one. The tank required only a few repairs. This type of Detritus tanks works satisfactorily if there is good screening arrangement prior to the inlet of sewage into the tank.

(95) **Primary settlement tank.**—The Flat bar rails were removed and track rails refixed for the rotation of revolving bridge. This work was carried out through the contractors, Messrs. Hydraulic and General Engineers Private Limited.

(96) **Re-circulating pumps and filters.**—The filters worked satisfactorily during the year except for a short period when the east side filter had been stopped for replacing the thrust bearing. This opportunity was taken to paint the revolving arms, etc. with anti corrosive paint. The other filter was also painted.

(97) **Digestion Tanks Gas Holder.**—After heavy repairs to the gas holder the combined unit was put into commission at the beginning of the year and since then the unit is working satisfactorily. The average generation of the gas per day was about 50,000 to 55,000 during the fair weather. The total gas consumption during the year was 83,24,582 C.ft. After the heavy repairs to the gas holder were completed and satisfactory tests were taken; the gas was first supplied to the Hospitals and then to the other consumers. The total revenue realised from the sale of gas including meter rent amounted to Rs. 36437.42. The quantity of dried sludge manure sold to the contractor was 357.75 brass realising revenue amounting to Rs. 6976.12 at the rate of Rs. 19.50 per brass.

(98) **Flood gates at L. G. P. Station and Cleave-land bunder.**—The renewal of the Coffer dam in the third bay of the open drain channel at L. G. P. station was completed by the end of May 1960. All flood gates worked satisfactorily.

(99) **Pumping Stations.**—The sewage from the City was lifted through 11 pumping stations as given below :—

(1) Dadar, (2) Dharavi, (3) Globe Mill Passage, (4) Matunga (5) Mahim, (6) Jacob Circle, (7) Tulsi Pipe line road, (8) Sion, (9) Wadala, (10) Tank Bunder and (11) Warden Road. Out of these 1 to 7 are major ones while the last four are minor ones. Statement showing the working hours of each pump, the total of the sewage pumped and the electrical energy consumed are given in Appendix F-5.

(100) **Compressor Stations.**—All the four compressor stations given below were in operation throughout the year :—

(1) Victoria Garden, (2) Carrol Road, (3) Warden Road and (4) Colaba.

Ejectors.—The following 9 ejectors functioned in the Northern part of Bombay (1) Warden Road, (2) Nepeansea Road (3) Setalwad Road, (4) Harvey Road, (5) Carrol Road, (6) Wylie Road, (7) Chinchpokli (8) Church Street, (9) Princess Dock. Out of these the first four were supplied with compressed air from Warden Road compressor station, the fifth from the Carrol road compressor station and 6 to 9 from the Victoria Garden Compressor Station.

In the southern part of the City there are 8 ejectors Compressed air to these ejectors is supplied from the Colaba Air Sompessor Station.

VII.—TRANSPORT BRANCH.

GENERAL.

(102) This Branch is responsible for the maintenance and upkeep of Municipal vehicles using petrol-vaporising oil fuel and trailers, except those which are directly in charge of Chief Officer, Fire Brigades, the Hydraulic Engineer and the Executive Engineer (V. C. T. & M. P.) who have got independent arrangement for repairs of vehicles under their charge. The vehicles directly in charge of this Branch render different nature of services such as Ambulance, Hearses, Encroachment, Stall-Board, Meat Vans, Offals, etc. But most of the vehicles are engaged by conservancy services such as collection and disposal of refuse, cesspool wastes, silt and for the transport of road metal, asphalt, etc. and hence this Branch has to work in close collaboration with other branches so as to cater for their requirements of transport.

City Fleet.

The City Fleet consisted of 637 vehicles. Out these 577 vehicles are directly in charge of this Branch and 60 in charge of other Departments.

Position of City Fleet.

(104) There were 577 vehicles including one bull-dozer and two Skid shovels directly under the charge of this Branch as against 569 vehicles including one Bull-dozer and Shovels, in the last year. Among the seven new purchases made during the year, one was Ambulance, one pick-up van for the Drainage Department, one truck for Insecticide Officer, two station waggons for Paymasters and two Encroachment lorries.

The list of vehicles under the control of this Branch and the details of the new purchases made during the year are given in Appendices Nos. G-1 and G-2.

Garaging Arrangement.

(105) There are several garages at different places in the City and the majority of the vehicles were garaged thereat. The refuse vehicles were garaged at Agripada E/East garage, Annesley Road D Ward garage, Stables at Palton Road and G/North Sorab Mill Lane. Ambulances Hearses, staff cars and station waggons were garaged at Arthur Road garage and meat vans, offals and workshop trucks were garaged at Municipal Workshop compound. Most of the major repairs, overhauling work, welding, etc. were done at Transport Garage at the Municipal Workshop and other major works, such as body repairs, painting, etc. were entrusted to the Mechanical Shop.

The list of vehicles, under the control of other Departments, but which were mainted, repaired and serviced during the year by Mechanical Branch are given in Appendix No. G-3.

Transport Garage (Worli)

(106) There were 39 vehicles at this garage which worked for hauling road materials, from Asphalt Plant, and Crushers to various places in Greater Bombay; these vehicles were also used for carrying debris, earth and other miscellaneous articles from other Departments. During the monsoon, these lorries were diverted to H. S. for refuse removal work. The total mileage done during the year by the Transport vehicles was 2,12,888 miles, which were charged to the Departments at sanctioned rates. Appendix G-4 gives the details of rates charged during the year.

The total expenditure incurred for the upkeep and maintenance amounted to Rs. 2,51,321 and haulage charges billed to various Departments amounted to Rs. 1,64,445.

Strikes.

(107) On 14th July 1960 the labour staff of this Branch resorted to a sympathetic strike with the workers of the Central Government who were on strike. On 24-3-1961 the drivers and cleaners of the second shift of the Annesley Road Garage struck work in defiance of orders to work full day the next day on payment of overtime.

VIII.—Factory Section.

(108) The permits for the establishment of factories within the old city limits are prepared by this Branch under Section 390 of the Bombay Municipal Corporation Act. During the year under report 545 new permits were prepared and 529 temporary permits were renewed. In all 629 prosecutions were instituted. The amount of fees recovered were Rs. 6,893.

(109) In all 222 complaints were received from the public against nuisance from factories, and they were looked into and necessary action was taken. The factory Branch also advised the Building Branch in various proposal regarding erections, additions and alterations to Factory buildings and also to the Superintendent of Licenses in proposals for licensable trade and storages.

IX.—CONSERVANCY BRANCH.

(110) *Refuse collection and Disposal.*—Roads, foot-paths and house gullies were swept twice daily. The house gullies were periodically flushed, roads brushed scraped and washed. Refuse collected, was removed in travelling lorries or carts, to the place of disposal at least twice daily. Refuse taken at Mahalaxmi Sidings was transported to Deonar, daily by special refuse trains. The domestic refuse was collected in galvanised sanitary bins, with proper covers by the owners as required by the rules and was deposited into travelling carts or lorries or the nearest dust bin sheds. Dry refuse at times was sent to Dharavi Dumping Ground, for filling in low lying land. The detailed information regarding refuse collection is shown in Appendices Nos. H-1 to H-2.

(111) *Provision of Dust Bins.*—Under Section 368 of the Bombay Municipal Act, 1645 actions were taken during the year for the provision of Dust bins. Out of these 323 actions, remained pending at the end of the year.

(112) *Transport.*—The transport fleet consisted of 158 Scammell Trailors (big) and 25 small trailers, 16 mechanical horses, 16 Fergusson Tractor Trailer combination, 25 lorries, 18 Bantam Carriers, 8 Motor cart trailers and 11 low loaders. About 7 bullock carts were still plying in few parts of the City. As this fleet was not sufficient to cope with the daily out put of refuse, extra vehicles from the Maharashtra State Transport Corporation, had to be requisitioned for the removal of refuse.

The Municipal Motor Vehicles worked in two shifts from 6-30 A.M. to 2-30 P.M. and 2 P.M. to 10 P.M. On an average, 2300 tons of refuse was daily collected and removed. Scammell Trailors replaced many dust bin sheds, which were an eye-sore and even objectionable in many parts of the City. 40 sheds were still to be replaced.

(113) *Collection removal and disposal of Night Soils.*—Basket Privies, Cess Pools and Septic tanks were attended to by the Halalkhore Staff. Night soil from the privies and vacant places were removed regularly. 8 Cesspool carts and 6 cesspool lorries were employed, to cope up with the work of basket privies and cesspools. The details are given in Appendices Nos. H-3 and H-4. Public Sanitary Conveniences provided at different suitable places, including latrines, urinals and bathing places were also attended to. The details are given in Appendix H-5.

(114) *Rat Destruction Work.*—The work was intensified. Rats caught in different wards, were sent to Haffkine Institute for examination. The details are given in Appendix H-6.

(115) *Dog Licensing Destruction and Immunization Work.*—With a view to minimise, the stray dogs and reducing the incidents of hydrophobia and Rabies, the work of licensing dogs, destroying and immunization was carried out as per details given in Appendices Nos. H-7 to H-9. Anti rabit treatment was available at Haffkine Institute and other Government Hospitals.

Catching and impounding stray dogs.—This work was entirely carried out by the Police and animals found tethered on the public streets and footpaths were removed to the Cattle Pounds.

(116) *Removal and disposal of dead animals.*—Dead animals from the City were removed to Deonar. 416, Big animals and 17,066 small animals were removed to the Mahalaxmi Sidings from which Rs. 7,517.50 were realised.

(117) *Infectious diseases, ambulance service and service for the removal of dead bodies.*—Six ambulances were maintained for removing local patients suffering from infectious diseases to Arthur Road Hospital free of charge. Three hearses and two dead body vans, were available for removal of dead bodies to cementeries or homes on payment of schedule charges, exceptions were made in few deserving cases and Christian paupers. These services were extended beyond Bombay limits on payment of Schedule charges. The details are given in Appendix H.10.

(118) *Prevention of nuisance.*—Actions were taken to eradicate nuisances, caused by throwing of refuse in the streets, gullies, and public places, fouling of public roads by urinating and defacing and by chokes in gully traps. The details are given in Appendix H-11.

Veterinary Services.

The Veterinay Section of this Branch was in charge of all the Municipal bullock stables, two hospitals one for Municipal bullocks at Kamathipura and the other for infectious diseases of animals at Mahalaxmi Sidings. Animals from private owners were also admitted in those hospitals on payment of fixed fees. The details are given in Appendix H-12.

Private stables were visited for detecting infection of Rinder pest. Milk cattle arriving in the City were immunized against Rinder pest. The total number of animals immunized was 25,643 (24893 Andheri Railway Station and Bandra Yard and 750 in stables in the City and Suburbs). 22 cases of Rinder pest and 10 and 10 cases of Foot and Mouth were detected during the year.

(120) *Conservancy and Special Halalkhore Services.*—These were rendered to circuses, exhibitions, amusement parks, big concerns, industrial establishments, etc. on payment of scheduled charges. The details are given in Appendix H-13.

(121) *Sweepers' Chawls.*—The labour chawls in charge of conservancy branch were regularly inspected and prompt action taken for rectifying sanitary and structural defects noticed.

Co-operative Credit Societies for the Labour Staff.—The details in this case are given in Appendix No. H. 14.

(122) *Removal and Disposal of Town Refuse at Deonar.*— As Deonar Reclamation site is spacious enough to last for more than 60 years for refuse disposal operations, major portion of City refuse was sent there for disposal. The refuse was brought from Mahalaxmi Sidings to Deonar Site by running two trains daily each consisting an average of 32 refuse wagons having 17 tons capacity. The details of refuse brought to Deonar for disposal are as follows :—

Particulars.	Current year.	Previous year.
(1) No. of refuse wagons received at Deonar ...	22,847 tons.	22,280 Nos.
(2) Quantity of refuse at 17 tons per wagon ...	3,88,389 tons.	3,78,760 tons.
(3) Cost of haulage from Mahalaxmi Siding to Deonar by rail ...	2,00,786.58	1,98,413.43
(4) Cost of unloading refuse ...	3,64,863.04	4,00,872.02
(5) Cost per ton for haulage and unloading ...	Rs. 1.50 per ton	Rs. 1.58 nP.

(123) The position of Municipal Rolling stock at the end of the year was as under :—

Description.	No. of Wagons.
Refuse wagons in running condition ...	45
Silt wagons in running condition ...	2
Brake Vans in running condition ...	4
Sick wagons ...	45
Total ...	100

As the number of these Wagons was insufficient to deal with the huge quantity of City refuse to minimise the charges required to be paid for hired wagons from Western Railway, 50 serviceable wagons were purchased from Central Railway at the cost of Rs. 5,10,750. The total number of hired wagons taken on—ire basis from the Western Railway has been reduced to 69. The hire charges per day for each hire wagon are Rs. 4.50 nP.

(124) The costs of maintenance of sidings at Mahalaxmi and Chembur was Rs. 23,586.76 nP. The cost of repairs and maintenance of Municipal Wagons amounted to Rs. 73,928.20 nP.

(125) The length of the main line and loop siding was 6700 running feet. The length of the temporary sidings varies from time to time. In order to extend the scope of refuse dumping operations by extending tracks, the materials e.g. sleepers, check chains rails etc., for track laying, were purchased to the extent of Rs. 24,705.19 nP.

(126) The land reclaimed during the year was about two acres. The depressions caused due to rain and fire in the reclaimed land were also filled in during the year under report. The total income derived from various sundries e.g. sale of rights of fishing cultivation etc., amounted to Rs. 70,213.

(127) There were 3 incidents of fire at Katchra Sidings at Deonar during the year. There were also 8 incidents of derailment of wagons including one incident of derailment of Railway Engine. The total damage caused to the sleepers, chains etc., on account of these incidents, amounted to Rs. 1647.15 nP.

(128) During the year, the unloading contractors' labourers were on strike for 12 days from 1st September 1960 to 12th September 1960 as the unloading contractors were not prepared to agree to the certain demands of their labourers. However, the refuse dumping system was not hampered to this strike as immediate arrangements were made for the disposal of City refuse in the low lying lands at Dhara vi.

(129) The amenities e.g. Primary Education, Maternity Ward, Welfare Centre etc., provided in the Municipal Camp at Chembur were continued.

X.—DEVELOPMENT PLAN SECTION

(130) At the close of the year, several surveys which were in progress during the previous year had been completed. These include (a) Land use surveys in the City Suburbs and (b) Condition of Buildings Survey. They have been carried out for the City on 40' = 1" scale plans where available and further surveys on 400' = 1" scale are in progress.

Demarcation of the major roads in the Suburbs and Extended Suburbs have been completed and block estimates for the construction of these roads, have been prepared. Proposals for bridges over the Railways, have been initiated and Railways are requested to expedite their estimates.

Survey in respect of Hospitals, Dispensaries, Primary Schools, Markets, Parks, and Play Grounds in Greater Bombay are in progress and a report on these amenities is under preparation.

Survey of existing cemeteries in Suburbs with a view to consider their feasibility for registration has been conducted and completed.

Development Plans

(131) Tentative Development Plans for the following Wards have been prepared :—

City.	Suburbs.
A Ward ...	N (North) and T (South) Ward, No. 41 (Part) and 44 (Part), Bhandup, between Oshivra—Powai Road and Mulund Borivli sub arterial roads. L (South), N (South), M (North) Ward No. 39 (Part) 40 (Part), 41 (Part), Kurla, upto junction of Mahul Ghatkopar Road and Bombay Agra Road including portion of Chembur to the West of Eastern Express Highway.
	K (North) Ward No. 38 (part) Andheri West, Vile Parle, Juhu from Juhu Road to South of Oshivra Powai Road West of the Western Railway upto the sea.
	R (South) and P (East) Ward No. 42 and 43 (Part), Kandivli, Malad Goregaon Jogeshwari upto Oshivra Powai Road and East of the Western Railway Lines.
	M Ward No. 40, Chembur, Ghatla, Borla, Gowandi, Mankhurd, Trombay, Mahul.
	L (North), N (South) Ward Nos. 41 and 39 Vikhroli, Ghatkopar Kurla Powai area between Bombay Agra Road and Vihar Kurla Road South of Oshivra Powai Road.
	K (North) and (South), C (North) Wards Nos. 37, 38 and 39. Andheri (East), Vile-Parle (East) to the East of Western Railway Lines and West of Vihar Saki Kurla Road.

Three Development plans, for Madh Manori islands and Kandivli to Jogeshwari on the west of Railways, are under preparation.

The tentative Development Plans in respect of the following Wards, have been displayed for public inspection with a view to inviting suggestions and objections are being considered before finalising them for submission to the Corporation. A to G Wards, (1) H (East) W. No. 35—Ward No. 36, Bandra, Khar, Kherwadi, Santacruz (West) and (East) upto Western Express High Way in West, and Juhu Road and Bombay Air Port in North. (2) H (East) Ward No. 35, Santacruz (East), Kole Kalyan, Vakola, Kalina, between the Western Express Highway and Mahim River. (3) T (East) Ward No. 44, Mulund, between Northern Municipal limit and proposed sub-arterial Borivli Mulund Road (4) R (East and West) Ward No. 43 (part). Dahisar, Borivli and Poisar between the northern boundary of Municipal Corporation and Poisar Nala upto Manoritreek in West. (5) N (North) and T (South) Ward No. 41 (Part) and 44 (part), Bhandup. Between Oshivra Powai Road and Mulund Borivli Sub-arterial Roads.

Advisory Committees

(133) The advisory Committees formed, continued to render their valuable assistance in the preparation of Development plan. Advisory Committee presided over by the Municipal Commissioner held 6 meetings during the year, when the development plans prepared during the year were discussed. The advisory Committee presided over by the City Engineer held 14 meetings during the year.

Development Control Rules

(134) The revision of the Development Control Rules is under consideration. As per Bombay Town Planning Act 1954, the development plan was to be submitted to Government for sanction on or before 31st March 1961. The Government *vide* their order No. T.P.B. 4361-M dated the 29th March 1961 extended the limit to two years.

XI—TOWN PLANNING SCHEMES

Town Planning Scheme, Bombay City No. I (Mandvi and Elphinstone Estate)

(135) The execution of this scheme was held up due to Government's letter dated the 18th Mach 1960. As the question of protecting the tenancy rights of the persons in the scheme area was to be considered the Government by their said letter advised the Corporation to go slow over the implementation of this scheme.

(136) The works of "Argyle Road, Raichur Road and Masjid Bridge Road (East) were completed. Out of 17 building proposal scrutinised, 4 works were completed, 4 are in progress and the remaining 9 were not started at all. Contributions amounting to Rs. 12,855.51 nP. were collected from the plot owners, and the total expenditure booked for the scheme works is Rs. 15,70,561.60 nP.

Town Planning Scheme, Bombay City No. II (Mahim Area)

(137) This scheme has come into force from 1st December 1959 and the work of its implementation of the scheme is in progress. Notices for compensation are being served on the owners and the work of construction on some of the roads and storm water drains, is in progress.

Town Planning Scheme, Bombay City No. III (Mahim)

This scheme came into force from 1st March 1961 and work of implementing the scheme is now taken up.

Town Planning Scheme, Bombay City No. IV (Mahim Area)

(139) This scheme is before the Arbitrator appointed by the Government for giving the Award. The work of demarcation of final plots has been completed in all the three parts of the scheme.

The Statement I—1 gives the details of the commencement Certificates issued under Section 290 of the Town Planning Act 1954, and permits issued under Section 3 of the Bombay (Building works Requisition) Act, 1949 during the previous year and the year under report.

The total expenditure incurred in connection with the preliminary works of Town Planning Schemes Bombay City No. II, III and IV (Mahim Area) from the commencement upto the end of the year under report comes to Rs. 19.97.098.12. The expenditure incurred during the year under report works out to Rs.263603.12

APPENDIX No. B-5.

Statement showing the Municipal Tenements constructed for different purposes during the year.

Category.	Site.	No. of Tenements..			Total for each Category.		
		Tenements	Shops.	Flats.	Tenements	Shops.	Flats.
Slum Clearance	Arthur Road	208	568	15	...
Do.	Dharavi	168			
Do.	Patra Chawls and Haines Rd.	80			
Do.	Water Street	112			
Do.	Byculla	...	11	...			
Do.	Haines Road	...	4	...			
Municipal Staff	Sion	4	176	...	4
Do.	Sion Koliwada	128			
Do.	Mahalakshmi	48			
Rehabilitation of the occupants of Acquired Properties.	Sewree Wadala	160	304
Do.	Do.	144			
		Total ...			1,048	15	4

APPENDIX No. B-6.

Statement showing the Municipal Tenements under construction for different purposes during the year under report.

Category.	Site.	No. of Tenements.			Total for each Category.		
		Tenements	Shops.	Flats.	Tenements	Shops.	Flats.
Slum Clearance	Vikroli	396	1,202	13	...
Do.	Foras Road	42	13	...			
Do.	Body Guard Lines	96			
Do.	Do.	48			
Do.	Chembur	84			
Do.	Do.	108			
Do.	Rowli Hill	288			
Do.	Sion Village	80			
Do.	Hasnabad Lane, Khar	60			
Municipal Staff	Worli	112	270
Do.	Central Fire Station, Byculla	44			
Do.	R. P. T. B. Hospital	30			
Do.	Maratha Hospital	24			
Do.	Veterinary Dispensary, Khar	60			
For Rehabilitation of house Collapse Victims.	Ghatkopar	300	300
Public for housing the occupants of Acquired Properties	Sewri Wadala	224	224
Cheap housing for House Collapse cases.	Vikroli	664	2,568
Do.	Ghatkopar	904			
Do.	Deonar	1,000			
		Total ...			4,564	13	...

APPENDIX No. D-1.

Statement showing the details of lengths of sewers and drains cleaned and the quantity of silt removed.

Particulars.	Mileage during the last year.	Increased mileage during the year.	Total Mileage.	Mileage cleansed during the year.	Silt removed in tons.
Pipe Sewer	... 189.83	2.69	192.26	94.74	5,473.83
Ovoid Sewer	... 12.52	0.82	13.34	4.88	775.78
S. W. Drain	... 95.06	1.49	98.55	6.65	1226.79

APPENDIX No. D-2.

Statement showing the details of requisitions issued and complied with.

Section of the Act under which requisition is issued.	Number of requisitions outstanding as on 31-3-1960.	Number of requisitions issued during 1960-61.	Number of requisitions complied with during 1960-61.	Number of requisitions outstanding as on 31-3-1961.
257(1)(a)	... 415	2850	1834	1431
231	... 3	6	2	7
233(A)(b)	... 4	7	5	6
257/260	... 1	31	30	2
243(2)	... 2	4	6	...
472	1	...	1
Total	... 425	2899	1877	1447

APPENDIX No. E-1.

Statement showing the comparative quinquennial figures for the period from 1956-57 to 1960-61 in respect of applications received.

Year.	Under Section 337.	Under Section 342.	Total No. of buildings dealt with.	Total No. of applications.
1956-57	... 954	1192	2176	4911
1957-58	... 922	1221	2143	5069
1958-59	... 894	1167	2094	5371
1959-60	... 762	1099	1904	4919
1960-61	... 575	812	1473	1387

EXECUTIVE ENGINEER ESTATES & LAND MANAGEMENT DEPARTMENT

Shri S. M. Postwala, B.E., A.M. Inst. C.E. (Lond.), A.M.I.E., (India) was in charge of this Department during the year under report.

I—ACQUISITION OF LANDS

(A) Improvement Trust Section

1. Scheme 52, Worli Village—There was no progress in respect of these cases during the year under report.
2. Scheme, 77, Housing Fishermen of Mahim Foreshore, Government land in C.S. No. 1/1505 and 2/1505 of Mahim Division.—Work of filling in was completed.

(B) MUNICIPAL SECTION

(Within City Limits)

Cases of acquisition of lands in which progress was made (Figures in brackets at the end of an item indicate the estimated liability).

1. *Lands occupied by Milch Cattle Stables in the City of Bombay for public Municipal purposes.*—In respect of some cases, parties had gone in reference to High Court under Section 18 of the Land Acquisition Act. Out of these references in respect of L. A. Q. Nos. 130/8 and 157, 141/1, 141/2, 141/3, 130/6, 130/19 and 20,142 3 came up for hearing before the High Court.

2. *Acquisition of lands for extension of B. Y. L. Nair Hospital and T. N. M. College.*—In respect of C. S. Nos. 1/1884, 2 to 6/1884, 1887, 1 to 8/1887 of Byculla Division, the acquisition proceedings were under progress

3. *C.S. Nos. 118 (Part), 1/118 (Part). 2 to 4/118 of Parel-Sewri Division for School and Housing.* Enquiries under Section 5A under progress.

4. *About 45 properties in the City where buildings have collapsed are under acquisition for various municipal purposes.*—Hearing of objections under Section 5A of the Land Acquisition Act was completed in some cases and they are finally notified under Section 6 of the Land Acquisition Act and proceedings before the land Acquisition Officer were started. In respect of 8 cases, awards were declared for Rs. 6,13,511.40 nP. which was paid to the Special Land Acquisition Officer and the amount paid to the owners. In respect of some cases, Notification under Section 6 was being awaited and also acquisition proceedings under progress.

5. *Property known as Dabholkar Adda at Parel Tank Road bearing C.S. No. 153, 155, 1 and 2/155/156, 1, 1A, 1B, 1C and 1D/159 and 160 of Parel Sewri Division for development and improvement of the locality.*—Deed of conveyance was completed and possession of the property taken over. Payment of Rs. 5,85,997 was made to the claimants.

6. *Property known as Mumbadevi Tank for recreation ground and other municipal purposes.* Acquisition proceedings before the Land Acquisition Officer were completed and Award was declared. The tenants of the shops have got an injunction against the Special Land Acquisition Officer, restricting him from proceeding further and handing over possession to the Corporation. The injunction has not come up for hearing in High Court.

7. *Properties on the fringe of Mumbadevi Tank C.S. Nos. 1538, 1637, 1/1637, 1636, 1640 (Part), 1595 of Bhuleshwar Division.*—Notification under Section 4 was issued and enquiries under Section 5A are in progress before the Dy.-Collector. Final Notification under Section 6 was being awaited.

8. *Plot No. 307C of Dadar Matunga Estate for a market.*—Acquisition proceedings under Section 9 and 10 of the Land Acquisition Act were already before the Special Land Acquisition Officer and his Award is awaited (Rs. 92,007).

9. *Site for an Open Air Theatre at Azad Maidan.*—Negotiations regarding price of structures with the Collector of Bombay were in progress. The site is not vacated and the question of locating the theatre at some other suitable place was under consideration (Rs. 1,84,410).

10. *C.S. Nos. 1/134 and 1A/134 of Colaba Division for a Maternity Home.*—The site was notified under Section 4 of the Land Acquisition Act and enquiries under Section 5 A before the Dy. Collector were in progress. The two Societies desired that they should be given preference by the Corporation for constructing housing on the site and the Corporation should withdraw from acquisition and select another site. The matter was under consideration.

11. *Land at Tod Bunder Colaba for Sewage Purification Works.*—The Deed of Transfer was completed and negotiations regarding rents to be charged were in progress with the Collector of Bombay.

12. *C.S. Nos. 780 and 781 of Mandvi Division at D'Souza Street for a School.*—Hearing of objections under Section 5A of the Land Acquisition Act was completed and the property was notified under Section 6 (Rs. 2,36,400).

13. *C.S. No. 1/404 of Tardeo Division for widening of the road.*—Possession of the property was taken over from the Special Land Acquisition Officer after his Award was declared for Rs. 5,025.

14. *C.S. Nos. 733 and 2/733 of Mahim Division for Municipal purposes.*—As the property is falling in Town Planning Scheme No. 4, it was decided to acquire it under the Land Acquisition Act, as it could not be acquired under Slum Clearance and the sanction of the Corporation has been obtained. Notification under Section 4 was awaited.

15. *C.S. No. 1975 of Bhuleshwar Division.*—Enquiry under Section 5A of the Land Acquisition Act was in progress and it was tentatively decided to re-align the road and acquire this property for a parking lot. Notification under Section 6 was awaited (Rs. 1,66,570).

16. "Property bearing C.S. Nos. 8 (part) and 1/13 of Dadar Naigaum Division for Housing, School, Ward Offices, etc."—Survey of the site was completed and objections under Section 5A were heard by the Dy. Collector. Notification under Section 6 was awaited (Rs. 6,94,848).
17. C.S. No. 514, of Colaba Division for a market.—Objections under Section 5A were heard by the Dy. Collector and Notification under Section 6 was awaited (Rs. 88,700).
18. C.S. No. 374 of Mazgaon Division at Love Lane for School and Housing :—Hearing of objections under Section 5A was completed. Notification under Section 6 was awaited (Rs. 58,032).
19. C.S. No. 1312 of Mandvi Division at Memonwada Road for School.—Objections under Section 5A were completed. Notification under Section 6 was awaited (Rs. 18,798).
20. C.S. No. 1634 of Girgaum Division at Kennedy Bridge for widening of the Road.—Hearing of objections under Section 5A was completed and Notification under Section 6 was awaited (Rs. 88,180).
21. C.S. Nos. 138A and 138B/74 of Parel Sewri Division for extension of K. E. M. Hospital and housing of essential staff.—Amount of Rs. 2,81,804 was paid to the claimants as per the Land Acquisition Officer's Award.
22. C.S. No. 1108 of Girgaum Division at Khetwadi Back Road for School.—Objections under Section 5A were completed and the Collector suggested that the alternative site suggested by the tenant is more suitable than the land in question and may be acquired. The proposal was put up to the Corporation.
23. C.S. No. 1309 of Mandvi Division at Memonwada Road for a School.—Objections under Section 5A were completed. Notification under Section 6 was awaited (Rs. 26,987).
24. C.S. No. 1285 (Part) of Fort Division at Manohardas Street for a School.—Objections under Section 5A were completed. The property was notified under Section 6 of the Land Acquisition Act and acquisition proceedings also completed. The Award is awaited (Rs. 1,67,630).
25. Proposed exchange of Municipal land for Government land at Katrak Road leased to Acworth Lepet Home.—The exchange of land was effected as per the Corporation's sanction.
26. C.S. No. 1125 of Mahim Division for Housing.—Deed of Conveyance was completed but the owner objected to the joint survey area and further action was under progress (Rs. 54,226).
27. Plot No. 126 West Agripada Estate for extension of B.Y.L. Nair Hospital.—Deed of Surrender of lease was completed and executed. Possession of the property taken over and an amount of Rs. 50,333 was paid.
28. Land Within Housing Board's Colony at Parel Tank Road for a School.—The Lease Deed was under preparation by the Solicitor to the Maharashtra Housing Board.
29. C.S. No. 1359 of Fort Division for a School.—Enquiry under Section 5A was completed and the land was notified under Section 6 of the Land Acquisition Act. Acquisition proceedings were also completed and Award was awaited. (Rs. 1,20,290).
30. C.S. No. 3359 of Bhuleshwar Division for a School.—Proceedings before the Special Land Acquisition Officer were completed and Award was declared, and the amount of Rs. 16,987 was paid to the Claimants. Formal possession of the property was taken over from the Land Acquisition Officer.
31. Passages in Worli Koliwada.—The acquisition proceedings were dropped.
32. C.S. No. 124 (Part) of Parel Sewri Division for an Industrial Estate.—Enquiries under Section 5A and Joint Survey of the land were in progress (Rs. 2,15,127).
33. C.S. No. 1/318 of Bhuleshwar Division at Wellington Street for a Dispensary.—Enquiry under Section 5A of the Land Acquisition Act was completed. Notification under Section 6 was awaited. (Rs. 50,030).
34. C.S. No. 370 of Mazgaon Division for a Market.—Objections under Section 5A were heard before the Dy. Collector (Rs. 2,14,965).
35. C.S. Nos. 845, 846 and 847 of Parel Sewri Division for Housing.—Conveyance Deed was completed and possession of the passages was taken over on payment of the price.
36. C.S. Nos. 366 and 367 of Mazgaon Division for Housing.—Deed of Conveyance was completed and possession of the property was taken over after payment of the price of Rs. 7,06,423.50 nP.
37. Exchange of land at Katrak Road Wadala With Central Excise Department.—Joint Survey of the land to be exchanged, was carried out and the structures demolished except one building where the tenants were to be granted alternative accommodation (Rs. 47,965).
38. Land at Napean Sea Road for a Sewage Pumping Station.—The Proposal was approved by the Corporation and the property was notified under Section 4 of the Land Acquisition Act (Rs. 1,60,670).
39. C.S. No. 137A/74 of Parel Sewri Division for extension of K. E. M. Hospital.—Deed of Conveyance was nearing completion (Rs. 1,33,558).
40. C.S. No. 401 of Parel Sewri Division for a Children's Playground.—Proceedings before the Land Acquisition Officer were completed and the Award was declared and possession taken over after payment of the awarded amount of Rs. 2,950.
41. C.S. Nos. 158 and 159 of Byculla Division at Kamathipura 8th Lane for extension of Market.—Proceedings before the Land Acquisition Officer were completed under Section 9 and 10 of the Land Acquisition Act and the Award was awaited. (Rs. 19,988).
42. C.S. No. 3349, 3350 and 3351 of Bhuleshwar Division for a School.—Objections under Sections A were completed. Notification under Section 6 was awaited (Rs. 44,110).
43. C.S. Nos. 1A/1762 and 1/1762 of Byculla Division for a Garden.—Objections under Section 5A were completed. Notification under Section 6 was issued (Rs. 82,089).

44. C.S. Nos. 1143 and 1144 of Mandvi Division for a School.—Objections under Section 5A were being heard (Rs. 1,10,320).
45. Acquisition of C.S. Nos. 2/175 (Part) and 175 (part) of Lower Parel Division for a Garden.—Notification under Section 4 was issued and objections under Section 5A were under progress (Rs. 2,06,355).
46. C.S. No. 332 of Parel Division for extension of Market.—Objections under Section 5A were completed and Notification under Section 6 was awaited (Rs. 21,130).
47. C.S. No. 3025 (Part) and 1/1326 of Lower Parel Division at Bhavanishankar Road for Housing.—Sanction of the Corporation for acquisition was received and Government informed to take acquisition proceedings. Notification under Section 4 was awaited. The owner of C.S. No. 1325 (part) agreed to the compensation and Consent Award for this land will be obtained. Agreement of the rate was being prepared.
48. Acquisition of final plot No. 142 of Town Planning Scheme, Mahim, opposite Worli Hindu Cemetery No. 74 for an Industrial Estate.—Notification under Section 4 was issued and enquiry under Section 5A was in progress. At the time of enquiry, the owner objected to the acquisition of final plot and demanded that the original survey No. 12 of Mahim Division should be acquired. The revised proposal is put up to the Corporation and sanction was awaited. (Rs. 3,71,298).
49. C.S. Nos. 1638, 1637, 1/1637, 1636, 1640 (part), 1594 and 1595 of Bhuleshwar Division for School Garden etc.—Notification under Section 4 was issued and enquiry under Section 5A was in progress (Rs. 14,67,294).
50. C. S. Nos. 1504 and 14/1504 of Fort Division at Sabu Siddique Road for a transport Depot and Dispensary.—The Site was notified under Section 4 of the Land Acquisition Act and enquiry under Section 5A was in progress (Rs. 6,07,187).
51. C.S. Nos. 1590 and 1591 of Byculla Division for Nair Hospital Dental College.—Deed of Conveyance was completed and possession of the property was taken over on payment of the purchase price to the Claimants. (Rs. 8,71,528).
52. C. S. No. 1311 of Mandvi Division for a School.—Objections under Section 5A were completed and Notification under Section 6 was awaited (Rs. 35,570).
53. C. S. No. 208 of Parel Sewri Division for Housing.—Deed of Conveyance and joint survey were completed and possession of the property taken over after payment of price of compensation to the claimants (Rs. 4,02,526).
54. C. S. No. 1309 of Lower Parel Division at Bhavanishankar Road for Housing.—Notification under Section 4 was issued (Rs. 1,47,288).
55. C. S. Nos. 1111, 1090, 1094 of Mandvi Division at JaKeria Masjid Street and Dantad Street for School.—Notification under Section 4 was issued and enquiry under Section 5A was in progress (Rs. 2,18,180).
56. C. S. No. 1977 of Bhuleshwar Division for a Garden at Naviwadi.—Sanction of the Corporation was obtained for acquisition of site and it was notified under Section 4 of the Land Acquisition Act (Rs. 55,904).
57. C. S. No. 1/1298, 1299 and 1300 at Shaikh Budan Comruddin Street and C. S. Nos. 1269 to 1272 at Temkar Street, all of Byculla Division.—Sanction of the Corporation was obtained and the properties were notified under Section 4 of the Land Acquisition Act (Rs. 86,115).
58. Lands under C. S. Nos. 2 to 5/292 and 10 to 15/292, 293 etc, of Matunga Division at Antop Hill for a School.—Sanction of the Corporation was obtained and the lands were notified under Section 4 of the Land Acquisition Act and Government informed to take acquisition proceedings. The same sites are also being acquired by the Housing Board and the Collector requested the Municipality to withdraw from acquisition. The matter is still under consideration (Rs. 4,81,825).
59. C. S. No. 506 (Part) of Dadar Naigaum Division for Housing.—sanction of the Corporation was obtained. (Rs. 14,780).
60. C. S. No. 1031 of Lower Parel Division at Dr. Annie Besant Road for an Industrial Estate.—Sanction of the Corporation was obtained and the site was notified under Section 4 of the Land Acquisition Act. Objections under Section 5A and joint survey were in progress. (Rs. 15,53,530).
61. C. S. No. 3982 and 3983 of Bhuleshwar Division at Bhandari Street for road connecting Bhandari Street with Bhandarwada Road.—Sanction of the Corporation was obtained and Government informed to start acquisition proceedings. Notification under Section 4 was awaited. (Rs. 6,987).
62. C. S. No. 756 (part) of Mazgaon Division at Ghorapdeo Road Chinchpokli Cross Lane.—Sanction of the Corporation was obtained and Government informed to start acquisition proceedings. Notification under Section 4 was awaited. (Rs. 2,61,050).
63. C. S. No. 759 of Parel Sewri Division near Old Kumbhar Chawl for Children's garden.—Sanction of the Corporation was obtained and the land was notified under Section 4 of the Land Acquisition Act Enquiry under Section 5A is in progress. (Rs. 63,597).
64. C. S. No. 174 of Malabar Hill Division at Doongarsi Road for a School.—The proposal was passed by the Corporation but in view of the objection raised, another site was being considered. (Rs. 2,60,670).
65. Plot No. 1 (South), Scheme 57, Sewri Wadala Estate at Jerbai Wadia Road for Housing.—The proposal was passed by the Corporation and Government informed to take acquisition proceedings. Notification under Section 4 was awaited.
66. C. S. No. 302 of Bhuleshwar Division at Wellington Street for extension of Municipal Dispensary.—The proposal was passed by the Corporation and Notification under Section 4 was issued. Enquiries under Section 5A were in progress (Rs. 19,235).

67. C. S. No. 108 (part) and 2/108 (part) of Parel Sewri Division for a School.—Sanction of the Corporation was obtained and negotiations are in progress with the Mint authorities, as portion of the land has been acquired by them. (Rs. 54,265).

68. C. S. No. 2017 (part) of Byculla Division at Clerk Road for access to properties acquired for housing known as Rasuljiwa Compound. Negotiations with the owner were completed and sanction of the Corporation was obtained to purchase the site. Deed of Conveyance is under preparation.

69. C. S. No. 3/1340 of Lower Parel Division for the proposed road.—Sanction of the Corporation was obtained to take over the land from the Collector of Bombay and possession was taken over. Deed of Transfer was under preparation.

70. C. S. No. 1882 (part) of Lower Parel Division at Elphinstone Road for Municipal School and Playground.—Sanction of the Corporation was obtained and Government informed to take acquisition proceedings. Notification under Section 4 was awaited. (Rs. 2,00,100).

71. C. S. No. 426 of Parel Sewri Division at Parel Tank Road known as Marwari Wadi for School, Playground Road and Housing.—Sanction of the Corporation was obtained and Government informed to take acquisition proceedings. Notification under Section 4 was awaited. (Rs. 4,59,647).

72. Water Courses in the City.—Sanction of the Corporation was obtained to take on lease 12 water courses from Government which were identifiable and 109 un-identifiable water courses at a nominal compensation of Re. 1 each. Deed was under preparation by the Collector.

73. C. S. Nos. 4316, 4317, 4318 and 4321 of Bhuleshwar Division at 2nd Cooper Street for a School.—Sanction of the Corporation was obtained and Government informed to take acquisition proceedings. Notification under Section 4 was awaited. (Rs. 85,985).

In the following cases, Corporation's approval was awaited :—

- (a) Site for extension of market at Parel (Rs. 48,100).
- (b) Site at Palton Road for providing exit to fish lorries for proposed fish market (Rs. 38,546).
- (c) Site at Parel Village Road for a School (Rs. 42,576).
- (d) Site at Samuel Street for a School (Rs. 4,26,559).
- (e) Site at Ghurapdeo for Goods Booths Terminal (Rs. 72,59,262).

C.—SUBURBAN SECTION

Cases in which conveyances were completed.

(Figures in brackets at the end of an item indicate the estimated liability).

1. Plot at Jogeshwari co-operative Housing Society (East) for School and Garden. (lease at a nominal rent of Re. 1 p. a.).
2. Land at Eksar (Pahadi) Goregaon (East) S. Nos. 129(1), 130, 131 to 136, Cama's land for Industrial Estate. (Rs. 9,25,453).
3. Land at S. Nos. 19, 20, 21, 22, South of Mahatma Gandhi Road, Goregaon for housing at Village Pahadi (Bhatt's Land). (Rs. 4,28,480).

Cases in which conveyance are not completed.

4. Land at Kol Dongri East for a school and Dispensary. (Rs. 37,020).
5. Land at S. No. 47-Hissa No. 1 part (2) of Mogra for a School at Andheri. (Rs. 23,040).
6. Part of land belonging to Kokanasthia Mahar Co-operative Society. (Rs. 3,708).
7. Land at Akurli (East) Kandivli for a School. (Rs. 27,500).
8. Plot in Township Colony Chembur. (Rs. 77,078).
9. Thanawalla's Property at Mankhurd. (Rs. 18,104).
10. Samantha, Bhatta and Desai's Lands at Goregaon East for Schools.
11. Land at Kandivli (Poisar) for Housing. (Powel's land) S. No. 164 A and C (Rs. 2,34,135)
12. Gazdar Scheme (Kandivli) for Market. (Rs. 25,000). (Plots 21 and 22).
13. Narielwalla's land at Anik, Chembur. (Rs. 16,42,005).
14. Chinchawali for Housing Land of Fardunji Irani. (Rs. 2,84,868).
15. Land at Dahisar for School and Park (Madgaonkar's Land). (Rs. 5,54,190).
16. Plot in S. No. 419, Chembur Housing.
17. Plot at Liberty Garden, Malad.
18. Plot No. 6A, Borivli, Town Planning Scheme No. I (Madgavkar's Land).
- 18A. Land at Poisar Kandivli (Sindhi Hindu Housing Society) S. Nos. 44 and 45 of Poisar, S. 126 128 and 129 (Part).

Cases wherein the lands have been notified under Section 6 of the Land Acquisition Act.

19. Plot at the junction of Andheri Kurla Road and Tell Gully at Andheri East for Garden.
20. Vile Parle (West) for Market-Site thereof.
21. Plot for public park at Bhandup.
22. Site at Chakala for Public Sanitary Conveniences.
- 22A. Land at Malad for Harijan Quarters and Night Soil Depot.

23. Land in N.A. 90 Andheri for extension of Market. (Rs. 1,23,750).
- 23A. Land a Andheri for Municipal Housing Scheme (Rs. 1,23,750).
24. Site at Bhandup Village for Aqua Privy.
25. Land in S. No. 47 Marol.

Cases wherein Notification under Section 6 of the Land Acquisition Act is not issued.

26. Land for extension of Dawood baug Road and School at Andheri. (Rs. 41,644).
27. 7 Sites for Sanitary Conveniences in K Ward. (Rs. 19,150).
28. Land at S. No. 19/1, 20/1, S. No. 21A/1, 110/2-Extension of Andheri Market.
29. Land at Jogeshwari for shifting Potters from Dharavi.
30. Land at Turner Road, Bandra for Municipal Market. (Rs. 1,61,100).
31. Mankhurd-Land of Shri Bamboat for School. (Rs. 14,595).
32. Land for 25'-0" Chembur Ghatla Road. (Rs. 7,662).
33. Sites at Deonar, Govandi and Chembur for Public Sanitary Conveniences.
34. Land off 60'Ghatkopar Mahul Road for Housing and 60' Road. (Rs. 2,91,350).
35. Land at S. No. 187(3)-Ville Parle West-Misquitta's Land. (Rs. 41,540).
36. Land at Andheri (East) and another site at Andheri (West) for Public Garden.
37. Public Sanitary Conveniences Site at S. No. 4 Plots Nos. 9 and 12—Oshivra Jogeshwari Village.
38. Land at S. No. 34, Irla Gavthan Tankland at Ville-parle, for Public Sanitary Conveniences.
39. Land at S. No. 46A/10 part-Villeparle, for Public Sanitary Conveniences.
40. Public Sanitary Convenience Site at S. No. 58/2 Mogra Andheri.
41. Land at S. No. 56/3 and 4-Mogra Andheri for Public Sanitary Convenience.
42. Sites at S. No. 54/3, Kenripada (West) of Ghodbunder Road, Andheri S. No. 138/1 Part and S No. 140/17 and 18 part Kolikalyan for Public Sanitary Conveniences.
43. Site at Bandivli, Jogeshwari for a Market.
44. Ville Parle East for construction of 60'-0": Road joining Mahatma Gandhi Road and C.S. Road.
45. Land for staff quarters at Agarwal Hospital, Mulund.
46. Plot Survey Nos. 1119, 1120, 1121 and 1122, Mulund East, for Municipal Office.
47. Plots for Fire Brigade Station at Mulund Plots Nos. 1142 and 1143.
48. Plot at Kandivli for Fire Brigade Station.
49. Land at Takia Ward, Kurla for School.
50. Land at Chembur Sion Tromvay Road-Additional land for Fire Brigade Station.
51. Land at Vile-parle for Municipal Market.
52. Land at Malad East plot abutting on Circle Avenue Road for Market.
53. Land at Ghatkopar (West) of Agra Road for Garden.

Cases wherein Notification under Section 4 of the Land Acquisition Act is issued, and no substantial progress has been recorded;

54. Land belonging to M/s. Godrej Boyce and Co. and Vadilal C. Gandhi for Development Schemes at Vikhroli.
55. Date's Plot at Chinchavli, Malad for School.
56. Industrial Estate at Kandivli.
57. Land at Govandi-Vorla for Housing and Squatters' Colony.
58. Tank Sites at Jackeria Road, Malad, and Station Road for Garden and Market.

Cases wherein Notification under Section 4 is not issued and cases for warded to the Commissioner, Bombay Division for Acquisition purposes.

59. Site at . No. 81 Village Ward Kurla for Public Sanitary Conveniences. (Rs. 1,465).
60. Land at Andheri for Municipal Housing Scheme.
61. Plot of land at Bhandup for Primary School and Harijan Quarters.
62. Land at Bhandup-at Lake Road, opposite Krishna Cinema for School.
63. Land at Khar Railway Station on the West and Vakola for Housing.
64. Poisar Kandivli for a Hospital, Maternity Home.
65. Land in S. No. 240 part Kurla for School (Rs. 51,100).
66. Site at Kurla, Washi, Maroli, Khajurbhatti areas for Public Sanitary Conveniences.
67. Land at S. No. 34, Borla for School and Market. (Rs. 31,380).
68. Land at S. No. 282(part) Dahisar for Dispensary Lokamanya Tilak. Hospital.
69. Land at Kanjur for a Refuse Depot.
70. Land at S. No. 292 Chunabhatti-Dr. Joankar's Plot for School. (Rs. 37,506).
71. Land at S. No. 370/1 Kole-Kalyan, Wakola for School and Playground.
72. Vakola S. No. 426 (part), 435 (part)/4-3 known as China baug for Market.
73. Land at Goregaon (West) for Municipal Market and Garden.
74. Land at Mandpeshwar—Borivali, S. No. 199 (2 and 3) for Hospital staff Quarters.
75. Land at Santacruz for Municipal Garage.
76. Industrial Estate at Govandi.

77. Land for Town Duty Chowky at Mulund.
78. Marol Land at Andheri Kurla Road for Fire Brigade Station.
79. Marol Land for Infectious Hospital.
80. Land near Kapoor's Factory at Ghatkopar for Market (Rs. 87,187).

Proposals under consideration before the Improvements Committee and the Corporation.

81. Land at Malad West for School at the Junction of Dady Seth Road and Himanshurai Road.
82. Land at Borivli East-Plot No. 33 at 1st Carter Road for a School.
83. Land at Bhandup Nahur Industrial Estate.
84. Site at Mulund Plots 8, 9, 35 and 36-Gawde Vinze Scheme.
85. 20'-0" proposed access joining Bombay Agra Road and Match Factory Lane Kurla (Rs. 17,970)
86. Kandivli Land for Central Offices.
87. Plot in Gaathan Malad in S. No. 232 for Municipal Market.
88. Kanheri-Borivli East-Site for Public Sanitary Convenience.
89. Akurli-Kandivli East-Site for Public Sanitary Convenience.
90. Poisar Kandivli West-Site for Public Sanitary Convenience.
91. Plots Nos. 26 C.S. Tramway, Kurla for Children's Recreation Centre. (Rs. 9,398).
92. Plot No. 27-C.S. No. Tramway Kurla, for Children's Recreation Centre. (Rs. 8,036).

Government lands and land belonging to Maharashtra Housing Board, requested to be transferred to Bombay Municipal Corporation for various purposes.

93. Government land on S. No. 212A Ville-parle for Play-ground.
94. Exchange of land at Bandra Kherwadi-Scheme, S. No. 341-Bandra.
95. Plot at Kherwadi Bandra at S. No. 341 admeasuring 7000 Sq. Yds., for a School.
96. Lands at Kurla, C.S.T. Road-Plots 1 to 4 for garage.
97. Plot No. C.T.S. No. D/54 of Danda and S. No. 3/1 Govind Patil Road for Market
98. S. No. 14-Chembur-for Purification Works.
99. S. No. 288 Khajurbhatti for Urinal Plock.
100. S. No. 368 Chembur for garden.
101. Land at Brahmanwadi for Pumping Station at Kurla.
102. Plot No. 587, S. S. III Chembur for Depot ground.
103. Plot No. 7, S. S. III, Chembur for Depot Groun .
104. Plot at C.S.T. Bridge-for Public Sanitary Convenience.
105. Kandivali Near Telephone Pole for Public Sanitary Convenience.
106. Valvai-Malad West for holding Pond and Pumping Station.
107. Vazira Village Borivli for Public Sanitary Convenience.
108. S. No. 3A, part, 73A-73-Borivli for School, Harijan Quarters and Market.
109. 69A-at Madh-Island for Dispensary, School and Playground.
110. Plot for School Building at Government Housing Colony Goregaon-in S. No. 4 (part).
111. Land on Bombay Agra Road near Mukund Iron Works for Depot Ground.
112. Public Sanitary Convenience at S. No. 119A, Ambivli.
113. Public Sanitary Convenience at Gamdevi-Andheri.

Government lands and Maharashtra Housing Board Lands possession of which has been taken over.

114. Trombay Villages-2 Sites for Public Sanitary Conveniences.
115. Agarwadi Village-1 Site for Public Sanitary Conveniences.
116. Ambada Village-1 Site for Public Sanitary Conveniences.
117. Chembur-Shri Road and Diamond Circle Urinal Plock dities.
118. Plot at Kalina belonging to Maharashtra Housing Board for a Dispensary.

D.—MUNICIPAL PROPERTIES UNDER ACQUISITION BY GOVERNMENT.

1. Acquisition of Plot Nos. 24 and 25 (West) Sion Matunga Estate Scheme 6 for Post Office, Case L.A.Q. 254.—Reference under Section 18 of the Land Acquisition Act had not come up for hearing before the High Court.

2. Acquisition of Plot Nos. 54 and 77 (West), Scheme 6, Sion Matunga Estate by Government for Welfare Co-operative Housing Society.—Reference under Section 31 of the Land Acquisition Act had not come up for hearing.

3. Acquisition of 35 plots of Scheme 58 Worli Hill Estate by Government for 2nd Milk Dairy Plant, Transport Depot and Housing of Staff.—Reference under Section 18 and 130 of the Land Acquisition Act had not come up for hearing.

4. Acquisition of Plot Nos. 113 and 114 of Scheme 6, Sion Matunga Estate by Government of India.—Negotiations for settlement of the price were carried on and amount of compensation was finally agreed. Sanction of the Corporation was being obtained.

5. Acquisition of 143 plots of Scheme 52 Worli Hill Estate by Government for offices and Staff quarters.—Objections under Section 5A and joint survey were in progress.

6. Acquisition of Plot No. 119 of Sion Matunga Estate (East) for Paramount Co-operative Housing Society.—Notification under Section 6 was awaited.

7. Acquisition of Plot Nos. 137 and 137A (West) of Sion Matunga Estate, Scheme R for Appnagar Co-operative Housing Society Ltd.—Objections under Section 5A were in progress.

8. Plot Nos. 209 and 210 (East) of Sion Matunga Estate.—Government approached the Municipality for acquisition for the Co-operative Housing Society.

9. Plot Nos. 180 and 181 of Sion and Matunga Estate for Jethmal Parsram Co-operative Housing Society.—Plots were notified under Section 6 of the Land Acquisition Act. Acquisition proceedings under progress.

10. Government opened negotiations for acquisition of the following plots with the Municipality for Co-operative Housing Societies—

- (a) Plot No. 257 of Sion Matunga Estate.
- (b) Plot No. 178 (East) of Sion Matunga Estate.

11. Acquisition of Plot No. 543 of Dadar Matunga Estate for Central View Co-operative Housing Society.—The plot was notified under Section 4 of the Land Acquisition Act and enquiry under Section 5A was in progress.

E.—ACQUISITION FOR B.E.S. & T. UNDERTAKING

Plot No. 7 (South) Sewri Wadala Estate, Scheme 57 for B.E.S. & T. Undertaking.—Correspondence with The Special Land Acquisition Officer and the General Manager, B.E.S. & T. Undertaking was carried on for the withdrawal of reference under Section 18 of the Land Acquisition Act, as B.E.S. & T. Undertaking is a part and parcel of the Corporation.

II.—PROGRESS OF DEVELOPMENT SCHEMES.

Existing Schemes.

Scheme 56, Dharavi Estate.—Several alternative Schemes were still under consideration.

Scheme 52, Worli Estate.—The work of closing open channel drain is still in progress.

Corporation's sanction to the layout of the entire project of the neighbourhood Unit area will be obtained after the scheme is completed by Government.

III.—SPECIAL ROADS SCHEMES.

(1) Development of Gollanji Hill Estate.—Layout for the development of the scheme is still under consideration.

(2) Construction of a road on Tulsi Pipe Line land between Haines Road and Mahim Creek.—Covering of portion of open channel drain in Tulsi Pipe Line Road between Elphinstone Road and Fithwalla Road is still in progress.

IV.—CHANGES IN LAYOUT.

The triangular piece of land lying to the North of Worli Hill abutting on Cleveland Road has yet to be laid out. The Corporation by their resolution No. 1670 dated the 11th February 1960 sanctioned the layout of a part of that area converting it into eleven plots. Five plots *viz.*, Plots Nos. 297 to 301 were agreed to be leased to the Happy Home and School For the Blind. The Garrison Engineer, Bombay, however, objected to any construction in this area and as such the offer was withdrawn.

There were no changes in layout in the Ex-Trust Estate.

V.—REVIEW OF THE EX-TRUST AND MUNICIPAL ESTATES.

A—Ex-Trust Section.

There were no changes in schedule XY and Z lands. The changes effected in the other Ex-trust estate are shown in Appendix No. 1

Out of the total area of 1,39,36,000 square yards (about 2,879 acres) vesting in or acquired by the Ex-trust as on 31st March 1961 about 37.3 per cent. remained to be developed and out of the developed area about 1.78 per cent. remained to be leased which included an area of 1,64,680 square yards reserved for Municipal purposes *viz.*, Schools, Markets, etc.

B.—MUNICIPAL SECTION

Three plots Nos. 1 to 3 admeasuring 4450 Sq. yards at Haji Ali Park and one plot No. 12C admeasuring 20,00 Sq. Yds. at Hornby Vellard were disposed of in the year 1960-61. The value of the land is Rs. 3,15,750.

The statement below indicates the progress of the disposal of the Municipal Land during previous three years. The total area available for disposal as on 1st April 1961 is about 13,000 sq. Yards.

DISPOSAL OF MUNICIPAL LAND

Years	No. of Plots.	Area in Sq. yards.	Capital Value.
1957-58	1	2,181	Rs. 54,525
1958-59	4	4,833	1,65,325
1959-60	1	33.33	1,333

VI.—SLUM CLEARANCE.

1. *Acquisition of land for extension of Kelewadi Bridge so as to meet Queen's Road.*—(i) C.S. No. 34 of Girgaum Division, the party had gone in reference to High Court under Section 18 of the Land Acquisition Act. However, the reference did not come up on board till the end of the year. (ii) C.S. No. 36, Deed of Agreement with trustees of Bohra Cemetery was completed. (iii) C.S. No. 38, the Deed of Transfer of this Government land was completed.

2. Scheme 76, Lohar Chawl Gully Improvements Scheme, Cases Nos. L.A.O. 113/1 to 113/36, C.S. Nos. 927, 928, 930 to 933, 940 to 942, 1117, 1124, 1126, 1127, 1129, 1130, 1137, 1138, 1139 to 1143, 1146, 1147, 1149, 1150, 1123 (Part) 929 (part), 943 (part), 937, 1135 (part), 1125(part), 1144 (part), 1548 (part) and 1156 (part) of Mahim Division.—In some cases parties had gone in reference to High Court under Section 18 of the Land Acquisition Act and three cases came up for hearing and were settled.

VII.—DISHOUSING AND REHOUSING.

It will be seen from the Appendix No. 14 that the number of tenements provided upto date in the *ex-Trust* estates including those erected by the Development Department and several mills exceeds the number of tenements demolished as shown below :—

(a) Tenements provided in Trust chawls including 3 rooms and 2 rooms tenements and cottages at Matunga	...	10,916
(b) Tenements constructed under Municipal Housing Scheme	...	325
(c) Tenements provided in chawls erected by the Spring Mills, Century Mills, Kohinoor Mills, and the Devid Mills and in chawls erected by the Development Directorate on the <i>ex-trust</i> estates and in the various Police accommodation Schemes	...	18,870
(d) Tenements constructed by the Housing Board in <i>ex-Trust</i> land	...	1,216
(e) Tenements provided in Semi-permanent sheds erected by the <i>ex Trust</i>	...	4,176
(f) Tenements provided in the lessees buildings	...	43,276
	Total	78,779
Less: Tenements demolished	...	38,745
Excess of new tenements over demolished ones	...	40,034

VIII.—NEW HOUSING SCHEMES.

(1) In addition to the tenements already constructed and mentioned in the previous year's report, the following new tenements were completed during the year under report :—

- (i) 168 Tenements at Dharavi.
- (ii) 300 Tenements at Horse Shoe Valley Ghatkopar.]
- (iii) 4 Tenements at Sion.

(2) New residential accommodation made available in the houses erected by lessees [during the year comprised of 227 tenements.

(3) The management of 660 Semi-permanent rooms constructed by the citizen's emergency relief Committee on the Municipal and *ex Trust* land for the housing of explosion victims continued to be vested in the Municipality. The demolition value of the structures payable to the city Emergency relief Committee was approved and accepted by the Government and the Committee and the necessary funds had been provided in the budget and steps for taking over possession of the Tenements are being taken.

(4) Housing for Squatters.—The number of Squatter families residing at Mankhurd and Jogeshwari Colonies was 2322 and 1895 respectively as against 2310 and 1841 in the previous year. The site at Mankhurd Colony is being required by the Government of India for Atomic Energy Commission. Steps are therefore being taken to provide new colony for squatters at Govandi. Rebate of 25 nP. allowed for payment before 15th of every month has been increased to 50 nP. In spite of this recoveries at both the colonies continued to be far from satisfactory owing to acute unemployment among the squatters. Legal action was started in selected cases where the squatters appeared to be of some means.

The recoveries of rent at both the colonies were Rs. 12,429 and Rs. 49,291 against the demand including arrears of Rs. 6,29,644 and Rs. 2,61,248 respectively.

The recoveries of rents of the Dormitory at Palton Road effected amounted to Rs. 53,456 during the year.

IX.—DISPOSAL OF LANDS

(1) LONG LEASES.

The number of plots let during the year was 20. The total area of the land thus disposed of admeasures 17,513 square yards valued at Rs. 6,04,205. The total number of plots disposed of upto the end of 1960-61 after taking into account 5 plots surrendered during the year was 4296 with an area of 60,46,303 square yards and valued at Rs. 12,67,05,927 yielding an annual rent of Rs. 43,92,808. In respect of plots for which premium or commutation amounts had not been received, the rate at which ground rent was commuted was 22½ years' purchase of plots let before 23rd November 1920 and 18 years' purchase thereafter upto May 1948. From May 1948 the ground rent for the plots was charged at 5 per cent. per annum (instead of 6 per cent. per annum charged since 1920) on the value of land and the amount of commutation was fixed at 21 times the annual ground rent (*vide* Corporation Resolution No. 157 dated the 6th May 1948).

Where the period of commutation expired the lessees were allowed to commute at the rate of 28 times the annual ground rent reserved (*vide* Corporation Resolution No. 1031, dated the 11th February 1943) but commutation now is being discouraged.

The progress in the disposal of Trust lands on permanent basis during the year is shown in Appendix No. 2.

The details of leases in each estate are shown in Appendix No. 3.

The area of the land disposed of during the year under report shows a decrease over the figures for the last year.

The amount received by way of commutation of ground rent and premium etc., during the year was Rs. 7,54,471.

The amount received by way of commutation of ground rent and premium since the amalgamation of the Improvements Trust with the Municipality are shown in Appendix No. 11.

A comparative statement showing the number of permanent tenancies with the demand and collection as on 31st March of the past four years is given in Appendix No. 4.

The percentage of 24.04 of arrears could be attributed mostly to the usual tendency on the part of the new Building Tenants to withhold payment of ground rent to the extent of the cash security deposited them with a view to getting the same adjusted towards ground rent. The main items of arrears can be classified as under :—

	Rs.
(1) Ground rents withheld by lessees to the extent of their security deposits. ...	1,39,724
(2) Ground rents in, respect of plots occupied by Government of Bombay and Defence Department ...	1,77,267
(3) Ground rent in respect of properties vested in the Deputy Custodian of Evacuee Properties ...	44,993
(4) Ground rent in respect of plots against which disputes have been raised and their cases are under consideration; ...	57,119
(5) Ground rent due from Western and Central Railways ...	69,972
Total ...	4,89,075

If these items are excluded, the arrears amount to Rs. 6.80 lacs which is equal to 13.98 per cent. of the amount for collection.

SHORT LEASES.

Three leases were granted during the year as per details shown in Appendix No. 5.

The number of vacant land tenancies of both *ex-Trust* and Municipal estates was 4467 at the close of the year. The demand for vacant land tenancies in *ex-Trust* estate for the year under report was Rs. 8,37,296 and the recovery was Rs. 7,52,668 inclusive of arrears.

The Collector of Bombay requisitioned large areas of land vacated by the Defence Department in Scheme 6, Sion, Schemes 52 and 58, Worli, for the Housing Commissioner and the Commissioner of Police. The rent charged for the land for these occupations came to Rs. 11,14,430 for the period ending 31st March 1961 at the same rate at which The Defence Department was paying. As the rates of compensation were still under consideration of the Collector of Bombay, no payment was received except for occupation in Scheme 6 for which rates were settled.

X.—MANAGEMENT OF PROPERTY AND COLLECTION OF REVENUE.

A.—TRUST SECTION.

(a) Chawls permanent—The gross demand of 11,098 rooms including shops, godowns, looms etc., in the chawls for the year was Rs. 16,72,055 as on 31st March 1961 against Rs. 15,78,762 at the end of the previous year. The increase is due to the construction of new tenements at Wadala.

The net demand for the year for all the chawls was Rs. 16,50,167 on account of the concessions allowed in rent to public bodies, Societies, Police Commissioner etc., and some Harijan Tenants at Mazagaon chawls. The concessional rent includes the rents of rooms let out to the peons of the different departments in lieu of house rent allowance and rent free quarters allowed to 219 sweepers of this Department. The revenue actually collected came to Rs. 16,67,038 which was equivalent to 75.86 per cent of the total outstanding including the previous arrears of Rs. 5,47,370.

The collections on account of rents from the permanent chawls during the year amounted to Rs. 16,67,038. Deducting there from the charge on account of outgoings amounting to Rs. 12,97,425 net income comes to Rs. 3,69,613.

The Capital expenditure incurred on the Chawls including the value of the land is Rs. 171.53 lacs. The Corporation have to pay interest and sinking fund charges at the rate of 4.61 per cent. per annum on the capital expenditure prior to 1919-1920 and 6.35 per cent. per annum on the expenditure incurred in subsequent years and 4.24 per cent. in respect of those constructed after 1950. This amounts to Rs. 9.81 lacs per annum (*vide* Appendix 13). After deducting the amount of net income from the amount of interest and sinking fund charges the accounts for the chawls show a loss of about Rs. 6,11,189.

In order to look after the work of the sanitation of the chawls, 175 members of the conservancy staff were appointed and this work was being supervised by the Mukadams and Chawl Superintendents in charge of each group of chawls.

Sanitary propaganda was carried on by means of instructions and posters on clean, and healthy living as was done in the previous years.

Schemes of awarding prizes for the maintenance of best sanitation in chawls sanctioned by the Corporation under their Resolution No. 533, dated the 9th August 1951 was continued during the year.

Bye-laws for maintaining sanitation, etc., at municipal chawls and buildings were enforced and fines aggregating to Rs. 235 were imposed and collected from the tenants for breaches of these rules. First Aid Sets and sick room requisites were maintained at 8 chawls-centres, Matunga Labour Camp, Dharavi and Mankhurd Colony.

(b) *Semi Permanent Sheds.*—The gross demand in respect of 4,176 rooms in the Semi-permanent sheds including the permanent ground floor rooms and sheds known as Labour Camps for the year, was Rs. 5,57,880. The net demand after excluding the amount of Rs. 597 for vacancies and Rs. 8056 for concessional rent which was set off against the house rent allowance was Rs. 5,49,227 the revenue actually collected came to Rs. 5,05,753 which was equivalent to 69.97 per cent. of the total recoverable rent including arrears of Rs. 1,73,612 for the previous years.

General remarks on chawls and Semi-permanent sheds.—The average population in these chawls during the year 1960-61 was 87,385 against 81,010 in 1959-60 and 72,626 in 1958-59 respectively while the corresponding figure for semi-permanent sheds including the Labour Camp were 50,772, 46060 and 44041 respectively. The death rate in the Ex-trust chawls during the year was 4.43 per 1,000 against 4.90 and 4.28 in the previous years. These were exclusive of deaths not reported to the Chawl Offices as also of those that might have occurred outside the chawls in Hospitals, etc. Members of the inferior staff who were entitled to receive house rent allowance continued to occupy rooms rent free in lieu thereof. Railway passes were issued at Municipal costs to such of the members of the inferior staff as were provided with rent-free quarters beyond one mile from their place of work. Pursuant to the Standing Committee Resolution No. 80 dated the 15th April 1946, 219 scavengers out of 434 belonging to the Department were allowed rent-free occupations and the remaining members were in receipt of house rent allowance.

The percentage of outgoings in respect of the chawls and semi-permanent sheds are shown in Appendix No. 6 on the basis of annual rental of Rs. 16,50,167 for chawls and Rs. 5,49,227 for semi-permanent sheds total outgoings being 76.46 per cent. and 75.22 per cent. respectively.

Amounts transferred to Rent Equalisation fund and Amenity fund were Rs. 1,78,174 and Rs. 59,391 respectively. The difference between the standard rents worked out on 5 per cent. of cost of land and 8½ per cent. of cost of construction of post war residential tenements and the subsidised rents actually charged are to be met from the Rent Equalisation Fund.

Revenue collected from tenements constructed for slum clearance was Rs. 3,35,487 against the demand of Rs. 3,69,245 inclusive of arrears. The tenements constructed under slum clearance (city) are shown in Appendix No. 15.

(c) *Acquired Premises.*—At the commencement of the year there were 542 acquired or surrendered buildings in charge of this department containing 5147 tenancies. At the close of the year there were 5,148 tenements in 529 Buildings (the difference being due to demolition of 15 and addition of 2 structures during the year).

The gross demand of 5,148 tenements in the acquired and re-entered buildings was Rs. 9,79,397 After excluding the amount of Rs. 6,109 for vacancies and Rs. 2,767 for concessions in rent the net demand for the year was Rs. 9,70,521

The Revenue actually collected amounted to Rs. 10,71,406 which was equal to 81.76 per cent. of the total recoverable amount including arrears of Rs. 3,39,876 for the previous years.

Rawli Hill Camp.—The gross demand of 867 tenements in old military hutments at Sion Koliwada, Rawli Camp was Rs. 69,829 and after excluding the amount of Rs. 404 for vacancies the net demand was Rs. 69,425. The recovery inclusive of arrears effected amounted to Rs. 71,300

Summary of Revenue.—The total collections of revenue from permanent leases, short leases and monthly tenancies can be seen from Appendix No. 7.

Requisitioned Buildings.—The management and collection of rents in respect of 17 properties having 426 tenancies requisitioned from private landlords for A.R.P purposes were continued to be looked after by this department. The demand in respect of these tenancies for the year was Rs. 70,624 and the recovery was Rs. 70,135 which was equal to 68.22 per cent. of the total recoverable amount including arrears of Rs. 32,184

Four rooms in Anand Bhuvan etc., have been released to the owners during the year under report. As regards other requisitioned buildings efforts were being made to hand over the possession to the owners by providing alternate accommodation to the occupants.

Tenements constructed for the explosion victims.—660 tenements constructed at Arthur Road, Fergusson Road and at Wadala Road for explosion victims were being continued to be managed by this department. The rents collected were being credited to a separate head of account and expenditure incurred for the collection and maintenance including the payment of assessment etc., was being met from the same account. The demand in respect of these properties for the year was Rs. 85,345. A sum of Rs. 83,808 was recovered out of the total dues including the arrears and current demand aggregating to Rs. 98,027

During the year under review the demand and recovery of taxes aggregated to Rs. 1,13,077 and Rs. 70,316 respectively. The arrears due for collection at the close of the year stood at Rs. 5,75,156

B.—MUNICIPAL SECTION TEMPORARY LEASES

Details of the total collection of revenue in respect of municipal properties under Budget 'A' are shown in Appendix No. 8.

XI.—LEGAL

During the year 1029 ejection suits were filed against the tenants for subletting the rooms also for arrears of rent, taxes etc. The corresponding figures for such suits during the previous five years from 1955-56 were 1410, 1360, 878, 907 and 495 respectively.

No claim suit was filed during the year under report.

An expenditure of Rs. 23,841 was incurred during the year for filing the suits. A sum of Rs. 10,847 was recovered towards Court Costs. Some of the suits are still proceeding in the court.

No new suit was filed in the High Court or City Civil Court during the year under report.

GENERAL

(1) Construction of additional floors on buildings on leasehold plots and motor garages, retention of temporary structures etc, in the compulsory open spaces of leasehold Plots ;—During the year under review, permissions were granted as detailed in the appendix No. 9 for different purposes stated therein.

(2) Checking encroachments., etc., on compulsory open spaces.—In about 175 cases the lessees of plots in trust Estates were found to have made encroachments on compulsory open spaces and had allowed change of user in their properties. In all such cases, actions to remedy such irregularities were in progress and in few cases where they were considered to be technical in nature they were got regularised by recovery of extra premium or ground rent.

(3) Plots unbuilt upon.—At the end of the year about 100 plots the possession of which was already given to the parties were lying vacant as they could not start construction work on account of scarcity of building materials and their prohibitive prices. There were also about 401 plots admeasuring 611790 square yards agreed to be leased but possession of which could not be handed over to the Building Tenants either on account of temporary lettings standing thereon or due to want of proper access for drainage arrangements. The annual ground rent of them would amount to Rs. 8,86,121.

(4) The Corporation by their Resolution No. 803, dated the 8th September 1960 have accorded sanction to deduct as fees for administrative labour a sum equal to 5 per cent. of the extra premium deposited by lessees in cases where sanctioned proposals for motor garages, additional floors etc., are not availed of within the stipulated time.

(5) The Corporation by their Resolution No. 796, dated the 8th September 1960 have permitted some the Motor Garages on the Ex-Trust plots being used for floor mills where the sanctioned users of the plots permit shops.

(6) The Corporation by their Resolution No. 589, dated the 11th July 1960 revised the rules for the construction of the lofts and mezzanine floors.

(7) Reorganisation.—Further implementation of the recommendations made by Messrs. Ibcons Ltd., on the reorganisation of this department in their Reports Nos. 21 and 22 was continued during the year.

Progress of implementation is indicated in the management control indices furnished in Appendix No. 10.

S. M. POSTWALA,

Executive Engineer (Estates and Land Management).

APPENDIX No. 1.

Statement showing the total areas of developed and Undeveloped lands in the Ex-Trust Estates.

Change in	As at the	As at the
	beginning of 1960-61 Square yds. in thousands	end of 1960-61 square yds. in thousands
DEVELOPED LAND		
Area permanently leased ...	5,839	5,856.5
Area of Trust Chawls Sites ...	190	190
Area Sold ...	009	009
Area reserved for a Municipal Market ...	002	002
Area yet to be permanently leased ...	127	109.5
Total ...	6,167	6,167
Rent of permanently leased area (in rupees in thousands) ...	4,387.8	4,418
UNDEVELOPED LAND		
Area of land ...	5,197	5,197
Cost of its acquisition (in rupees in thousands) ...	18,709	18,709

APPENDIX No. 2.

Statement showing the disposal of Ex-Trust lands during the year 1960-61.

Particulars.	No. of Plots.	Area in sq. yds.	Capital	Annual
			Value	Rent.
			Rs.	Rs.
Plots leased on —				
I Rental Basis ...	20	17,513	6,04,205	30,210
II Premium basis...
Total plots disposed of ...	20	17,513	6,04,205	30,210
Plots disposed of in 1960-61 or earlier but surrendered to the Municipality ...	5	3,693	1,84,650	3,233
	15	13,820	4,19,555	26,977
Corresponding figures for —				
1959-60 ...	12	18,476	10,58,258	52,893
1958-59 ...	5	3,971	3,25,484	15,629
1957-58 ...	6	20,227	5,68,650	28,434

APPENDIX NO. 3.

Number of Plots disposed of in the different Ex-Trust Estate during 1960-61.

Estate	No. of Plots.	Area in sq. yds.	Capital	Annual	Premium
			Value.	Rent.	received or receivable
			Rs.	Rs.	
Sewri-Wadala ...	2	2,409	91,815	4,590	...
Naigaum ...	12	8,361	3,41,755	17,088	...
Sion-Matunga ...	6	6,743	1,70,635	8,532	...
Total ...	20	17,513	6,04,205	30,210	...

APPENDIX No. 4

Comparative statement of demand, Collection etc. in respect of permanently leased plots.

Particulars.	1958	1959	1960	1961
(1) Number of Tenancies ...	3,411	3,445	3,473	3,499
(2) Opening balance of arrears in lacs of rupees ...	9.64	10.86	12.31	12.01
(3) Demand for the year in Lacs of rupees ...	34.78	35.43	35.28	36.64
(4) Total demand including arrears in lacs of rupees ...	44.42	46.29	47.59	48.65
(5) Amount collected in lacs of rupees ...	33.56	33.04	35.68	38.00
(6) Percentage of collection to the demand including arrears ...	75.55	72.85	74.97	78.11
(7) Percentage of collection to the demand for the year ...	96.49	93.27	101.13	103.71
(8) Percentage of arrears to amount for collection ...	24.44	26.59	25.23	24.04

APPENDIX No. 5.

Statement of short leases granted during 1960-61 in respect of Municipal and Ex-Trust plots.

Serial No.	Name of the tenant	Locality	Area sq. yds.	Period.
1	M/S. Caltex (India) Ltd.	Scheme 37, Vacant Land	238	10 years.
2	Hon. Secretary, Matunga Gymkhana	Scheme 5, Vacant Land	8,500	10 "
3	Esufalli Abdul Hussein	Scheme 41, Vacant Land Undria Street Estate.	157	21 "

APPENDIX No. 6.

Statement of percentages of outgoings in respect of chawls and S. P. Sheds.

Particulars.	Parmanent chawls.		Permanent ground floor rooms & S. P. Sheds.	
	1959-60	1960-61	1959-60	1960-61
Sanitary Staff	13.16	13.66	17.81	18.72
Pumpmen	0.23	0.23
Cost of Management & Establishment ...	7.50	7.50	7.50	7.50
Municipal Rates and Taxes	22.16	20.74	21.49	20.49
Repairs and Maintenance including lighting	33.05	34.33	26.85	28.51
Vacancies
Total	76.10	76.46	73.65	75.22

APPENDIX No. 7.

Summary of Revenue of 'B' Budget properties for 1960-61.

Particulars.	COLLECTION OF REVENUE.		
	Permanent	Temporary	Total
Demand for the year	Rs. 36,64,553	Rs. 41,34,382	Rs. 77,98,935
Arrears	12,01,921	34,65,741	46,67,662
Total	48,66,474	76,00,123	1,24,66,597
Amount collected	38,00,688	41,09,436	79,10,124
Variations in demand for the previous year carried during the year: ... +	1,03,562	+2,42,440	+3,46,002
Amount written off	3,350	3,350
Arrears as on 1st April 1961	11,69,348	37,29,777	48,99,125
Arrears as on 1st April 1960	12,01,921	34,65,741	46,67,662
Arrears as on 1st April 1959	12,31,100	30,94,178	43,25,278

Note:—Figures in appendix No. 7 are subject to reconciliation.

APPENDIX No. 8.

Summary of Revenue of 'A' Budget properties for 1960-61:—

Particulars.	REVENUE		
	Permanent.	Temporary.	Total.
Demand for the year	Rs. 1,16,715	Rs. 11,20,708	Rs. 12,37,423
Arrears	61,856	3,10,105	3,71,961
Total	1,78,571	14,30,813	16,09,384
Amount collected	1,34,694	10,64,708	11,99,402
Variation in demand for the previous year carried during the year ...	+106	+57,646	+57,752
Amount written off
Arrears as on 1st April 1961	43,983	4,23,751	4,67,734
Arrears as on 1st April 1960	61,856	3,10,105	3,71,961
Arrears as on 1st April 1959	66,474	2,95,221	3,61,695

Note.—Figures in appendix No. 8 are subject to reconciliation.

APPENDIX No. 9.

Statement of Permission granted in respect of leased plots for 1960-61 :—

Description.	No. of Proposals.	Premium.	Ground Rent.
Motor Garages	61	Rs. 1,24,531	Rs. 6,227
Additional Floors	57	3,20,473	16,024
Changes of Users	19	...	3,495
Miscellaneous proposals such as encroachments sitting out places Basement floors, Canopies, temporary structures, Gallery projections, Rewas projections etc. etc.	113	1,84,538	9,226

APPENDIX No. 10.

Progress of Implementation of Messrs. Ibcn's Reports No. 21 and 22—

Period.	Actual Staff	Standard Staff.	Index.
Reference—	799	562	70.3
March 1953	782	562	71.8
March 1954	712	562	78.9
March 1955	705	562	80.0
March 1956	668	563	84.0
March 1957	658	563	85.0
March 1958	631	563	89.2
March 1959	631	563	89.2
March 1960	636	564	88.7
March 1961	635	564	89.1

APPENDIX No. 11 Capital Account. Figures in Lakhs.

Particulars	1957-58		1958-59		1959-60		1960-61	
	In the year.	To end of the year.	In the year.	To end of the year.	In the year.	To end of the year.	In the year.	To end of the year.
RECEIPT.								
Loan	27.38	1783.56	...	1,783.56	50.00	1833.56	70.00	1,913.56
Discount or Premium	-0.62	-15.01	...	-15.01	...	-15.01	...	-15.01
Sale Proceeds	4.76	706.30	10.41	716.71	29.92	746.63	8.39	755.02
Appropriation from General Account	+7.01	-208.21	-0.9	-208.30	+2.53	-205.77	-0.02	-205.79
Special contribution from Government...	...	59.00	...	59.00	...	59.00	...	59.00
Release of Debentures lodged with Govt.	...	42.60	...	42.60	...	42.60	...	42.60
Extraordinary receipts	...	25.10	...	25.10	...	25.10	...	25.10
Miscellaneous
Total	38.53	2393.34	10.32	2,403.66	82.45	2486.11	78.37	2,564.48
EXPENDITURE								
I.—On Govt. and Municipal Property								
Schedule 'W'	...	13.50	...	13.50	...	13.50	...	13.50
Do. 'X'	...	16.20	...	16.20	...	16.20	...	16.20
Do. 'Y'	...	4.70	...	4.70	...	4.70	...	4.70
Police Accommodation Schemes	...	91.60	...	91.60	...	91.60	...	91.60
Total	...	126.00	...	126.00	...	126.00	...	126.00
II.—On the Trust own acquired lands—								
Cost of Management and Estab.	2.07	214.92	3.90	218.82	5.12	223.94	5.36	229.30
Acquisition of land	5.91	994.47	6.20	1,000.67	9.97	1010.64	22.33	1,032.97
Chawls	4.97	202.26	17.30	219.56	24.22	243.78	24.50	268.28
Roads	6.28	525.51	14.50	540.01	11.51	551.52	8.05	559.57
Other works	4.55	62.84	7.71	70.55	8.13	78.68	2.63	81.31
Mill companies chawls	...	7.70	...	7.70	...	7.70	...	7.70
Total	23.78	2007.70	49.61	2,057.31	58.95	2116.26	62.87	2,179.13
III.—Miscellaneous—								
Office Buildings	...	4.50	...	4.50	...	4.50	...	4.50
Other items	...	12.30	...	12.30	...	12.30	...	12.30
Total	...	16.80	...	16.80	...	16.80	...	16.80
IV.—Disposal of Profits								
V.—Debentures lodged with Govt.								
VI.—Repayment of Loan								
Total	53.22	2337.47	49.61	2,387.08	58.95	2446.03	62.87	2,508.90
Balance	14.69	55.87	39.29	16.58	23.50	40.08	15.50	55.58

APPENDIX No. 12

Analysis of General Account

(Figures in columns 2 to 12 shown in lakhs.)

Year.	RECEIPTS						EXPENDITURE					Balance appropriated Capital account.	REMARKS.
	Rents.	Municipal contribution.	Share of tobacco duty.	Interest on investment.	Miscellaneous.	Total.	Maintenance.	Municipal rates and taxes.	Interest and sinking fund.	Miscellaneous.	Total.		
(1)	(2)	(3)	(3A)	(4)	(5)	(6)	(7)	(8)	(9)	(10)	(11)	(12)	(13)
	Rs.	Rs.	Rs.	Rs.	Rs.	Rs.	Rs.	Rs.	Rs.	Rs.	Rs.	Rs.	
1898-1899	1.9	1.9	1.1	0.1	1.8	
1899-1900	0.7	0.8	...	1.5	0.2	0.2	0.4	1.1	
1900-1901	0.9	4.8	...	1.6	...	7.3	0.3	0.2	2.2	...	2.7	4.6	
1901-1902	1.2	4.8	...	1.5	...	7.5	0.4	0.2	2.5	...	3.1	4.4	
1902-1903	1.4	5.0	...	3.5	...	9.9	0.4	0.2	4.1	...	4.7	5.2	
1903-1904	2.6	3.5	...	2.3	...	8.4	0.4	0.4	5.7	0.1	6.6	1.8	
1904-1905	5.8	2.0	...	2.7	...	10.5	0.7	0.9	8.1	0.1	9.8	0.7	
1905-1906	9.7	2.5	...	1.9	...	14.1	1.4	1.3	10.1	0.1	12.9	1.2	
1906-1907	8.5	3.0	...	2.1	0.1	13.7	1.9	1.1	11.2	0.1	14.3	-0.6	
1907-1908	8.1	3.6	...	2.4	0.1	14.2	2.2	1.0	12.1	0.1	15.4	-1.2	
1908-1909	9.4	4.5	...	1.2	0.1	15.2	2.5	0.8	13.0	0.1	16.4	-1.2	
1909-1910	11.4	7.8	...	1.5	0.2	20.9	*3.3	1.0	16.0	0.1	20.4	0.5	
1910-1911	14.4	8.9	...	1.5	0.1	24.9	*3.1	1.0	19.1	0.1	23.3	1.6	
1911-1912	16.6	8.6	...	2.2	0.1	27.5	*3.0	1.3	20.2	0.1	24.6	2.9	
1912-1913	18.0	9.2	...	2.0	...	29.2	*2.7	1.0	20.5	0.1	24.3	4.9	
1913-1914	20.9	9.3	...	2.5	...	32.7	*2.4	1.2	21.4	0.3	25.3	7.4	
1914-1915	23.0	9.8	...	1.5	0.1	34.4	2.7	1.5	22.4	0.3	26.9	7.5	
1915-1916	24.8	10.2	...	1.5	...	36.5	2.9	1.6	23.8	0.3	28.6	7.9	
1916-1917	27.2	11.0	...	2.5	0.1	40.8	3.1	1.7	25.8	0.2	30.8	10.0	
1917-1918	29.8	11.0	...	2.9	0.1	43.8	3.6	1.7	25.6	0.2	31.1	12.7	
1918-1919	33.2	11.5	...	2.0	0.1	46.8	3.6	2.0	25.2	0.2	31.0	15.8	
1919-1920	35.7	15.2	...	1.7	0.2	52.8	3.7	2.2	24.1	0.6	30.6	22.2	
1920-1921	37.5	15.7	...	5.4	0.5	59.1	4.0	2.4	29.4	1.0	36.8	22.3	
1921-1922	43.4	15.8	...	5.4	0.4	65.0	6.4	2.9	52.6	0.6	62.5	2.5	
1922-1923	45.0	17.9	...	4.9	0.1	67.9	7.9	3.5	64.1	-0.5	75.0	-7.1	
1923-1924	44.2	19.1	...	7.6	0.2	71.1	9.6	3.2	74.2	0.6	87.6	-16.5	
1924-1925	50.5	20.2	...	6.4	0.4	77.5	9.0	4.4	80.6	0.6	94.6	-17.1	
1925-1926	48.7	22.3	...	6.8	0.2	78.0	8.6	3.4	93.7	0.2	105.9	-27.9	
1926-1927	49.5	22.4	...	7.2	3.2	82.3	9.6	3.6	90.5	-0.3	103.4	-21.1	
1927-1928	48.5	23.1	...	6.3	2.3	80.2	11.3	3.8	90.2	...	105.3	-25.1	
1928-1929	47.6	23.0	...	3.8	1.0	75.4	10.6	2.7	90.4	...	103.7	-28.3	
1929-1930	51.0	22.9	...	2.7	0.1	76.7	10.2	2.9	89.3	...	102.4	-25.7	
1930-1931	50.2	23.1	...	2.7	0.2	76.2	10.2	3.4	92.1	...	105.7	-29.5	

Rent received in 1898-99 was mainly rent under Schedule 'Z'

*Includes interest paid to Government and the Municipality under Section 68 (1) of the old Act as shown below :-

Year.	Government. Rs.	Municipality. Rs.	Total. Rs.
1909-10	65,350	41,241	1,06,591
1910-11	46,440	37,841	84,281
1911-12	61,858	37,276	99,134
1912-13	68,194	37,431	1,05,625
1913-14	54,644	27,668	82,312
Total	2,96,486	1,81,457	4,77,943

* Includes an amount of Rs. 1.23 lakhs still to be adjusted.

1931-1932	49.3	23.5	...	1.4	0.1	74.3	10.5	3.3	4.3	...	108.1	-33.8
1932-1933	49.3	23.5	7.4	1.1	0.1	81.4	11.8	3.0	96.5	...	111.3	-29.9
1933-1934	49.2	32.9	11.4	3.9	...	97.4	7.5	4.4	98.2	...	110.1	-12.7
1934-1935	50.9	33.4	10.9	3.3	...	98.5	9.6	4.2	93.6	...	112.4	-13.9
1935-1936	50.3	33.4	9.8	2.8	0.1	96.4	9.5	3.8	102.3	20.8	136.4	-40.0
1936-1937	51.2	32.2	11.8	4.9	0.2	100.3	10.3	3.6	85.2	...	99.1	+1.2
1937-1938	50.6	34.4	12.4	4.6	0.6	102.6	10.5	3.3	83.1	...	96.9	+5.7
1938-1939	52.0	34.3	10.4	4.2	0.4	101.3	13.0	3.2	80.9	...	99.1	+2.2
1939-1940	53.5	37.1	9.9	3.4	0.4	104.3	16.1	3.4	80.2	...	99.7	+4.6
1940-1941	52.5	35.7	5.4	3.9	0.6	98.1	18.1	3.6	80.3	...	102.0	-3.9
1941-1942	52.3	36.9	10.0	4.0	0.3	103.5	14.3	3.4	80.0	...	97.7	+5.8
1942-1943	54.2	24.7	4.1	4.0	0.3	87.3	14.4	3.2	79.6	6.3	103.5	-16.2
1943-1944	54.7	25.3	10.0	4.0	0.4	95.4	15.2	3.2	79.5	...	97.9	-2.5
1944-1945	60.0	27.3	10.0	4.4	0.3	102.0	17.3	4.1	78.1	...	99.5	+2.5
1945-1946	60.3	28.4	7.5	4.3	0.5	101.0	20.0	4.4	77.6	...	102.0	-1.0
1946-1947	60.1	30.0	8.6	4.7	0.3	103.7	23.1	4.6	76.6	...	104.3	-0.6
1947-1948	67.9	30.0	9.2	5.5	0.3	112.9	24.2	4.4	77.1	...	105.7	+7.2
1948-1949	59.0	31.7	2.0	5.4	0.6	98.7	31.0	4.7	77.0	...	112.7	-14.0
1949-1950	60.7	32.9	10.0	5.9	0.7	110.2	29.8	4.7	76.3	...	110.8	-6
1950-1951	59.4	34.6	10.0	5.8	0.5	110.3	32.1	4.9	77.4	...	114.4	-4.1
1951-1952	60.8	36.3	10.0	5.8	0.6	113.5	28.5	5.9	76.5	...	110.9	+ 2.6
1952-1953	63.58	35.84	7.42	5.32	0.73	112.89	33.8	9.1	75.89	...	118.79	-5.9
1953-1954	68.13	36.99	10.0	5.25	0.66	121.03	37.49	7.5	76.15	...	121.14	-1.1
1954-1955	71.83	39.62	10.0	5.07	0.83	127.39	40.42	7.37	75.95	...	123.74	+3.61
1955-1956	68.61	39.89	6.38	3.78	0.64	119.30	45.86	2.45	75.62	...	123.93	-4.63
1956-1957	68.68	43.75	5.00	4.10	0.93	122.46	44.46	2.38	75.19	...	127.03	-4.57
1957-1958	67.24	44.53	14.56	4.39	0.26	130.98	40.14	7.71	76.12	...	123.97	+7.01
1958-1959	67.22	46.04	7.56	2.86	0.38	124.06	41.58	6.65	75.92	...	124.15	-0.99
1959-1960	69.78	47.44	7.64	1.95	0.70	127.51	41.51	7.85	75.82	...	124.98	+2.33
1960-1961	78.19	47.27	5.11	1.39	0.55	132.51	47.97	7.75	76.81	...	132.53	-0.02
Total to the end of 1960-1961.	2602.76	1412.57	254.47	222.41	22.88	4515.09	863.93	205.76	3598.97	32.4	4720.96	-205.87

APPENDIX

Particulars of Municipal (Improvements) Chawls Cost, Net Annual Returns

Serial No.	Name of the Chawl.	Year in which the site appropriated or construction of chawls	Total area of the site of chawls sq. yds.	Rate per sq. yd. as in the year given in column 3.	Value of the site (Cols. 4 & 5)	Construc tional cost of the chawls including 7 1/2 per cent. for manage- ment and establishment	Cost of work value of the and manage- ment and establishment charges (columns 6 and 7).	Interest and Sinking Fund charges on Capital outlay at 4.61 per cent. on column 8 up to 1919 and there- after at 6.35 per cent	Gross annual rent.	Annual profit+ or loss— i.e. 23.54 per cent of column 10-9.
(1)	(2)	(3)	(4)	(5)	(6)	(7)	(8)	(9)	(10)	(11)
1	1-4 Agripada A Chawls	1900	Sq. Yds. 7,285	Rs. 8	Rs. 50,995	Rs. 1,85,505	Rs. 2,36,500	Rs. 10,903	Rs. 37,304	Rs. -2,122
2	5-16 Agr pada B Chawl	1903	11,925	6	81,550	5,41,639	6,13,189	28,269	91,862	-6,645
3	31-32 } 38-40 } Agripada C Chawl 45-46 }	1903	6,251	6	37,506	2,79,182	3,16,688	14,599	47,534	-3,410
4	19-24 Chandanwadi Chawls	1904	9,664	15	1,44,960	3,76,915	5,21,875	24,059	89,980	-2,878
5	25-27 } 29, 30 & 31 } Inamwada A Chawls	1905	13,442	13.8	1,81,467	4,98,562	6,80,029	31,349	95,888	-10,260
6	50 Inamwada B Chawl	1905	949	13.8	12,811	19,368	32,179	1,483	86,123	-6,867
7	33-37 Mandvi-Koliwada Chawls	1908	4,169	75	3,12,675	2,76,040	5,88,715	27,140	1,707	-373
8	52 Workmen's Cottages, Matunga	1905	944	5	4,720	12,083	16,803	774	16,601	-769
9	17-18 Nagpada A Chawls	1903	2,569	7	17,983	8,258	1,00,341	4,676	16,945	-1,289
10	39 Nagpada A Chawl	1904	2,099	7	14,693	19,776	1,14,469	5,277	8,863	-1,916
11	28 Princess Street Chawls	1907	1,480	30	44,400	42,412	86,812	4,002	51,702	-5,175
12	42-44 } 47-49 } Suparibaug Chawls	1910	8,081	4.8	36,364	3,39,878	3,76,242	17,345	73,900	-10,549
13	52-57 Chinch Bunder Chawls	1913	8,496	26.66(d)	2,26,560(a)	3,79,622	6,06,182	27,945	4,106	-3,090
14	86-95 Cottage Blocks (old)	1920	2,780	10	27,800	36,069	63,869	4,056	42,891	-21,815
15	58-61 Clerk Road Chawls	1921	4,181	15	72,715	4,39,814	5,02,529	31,911	17,397	-10,011
16	62 Pais Street Chawls	1921	3,419	15	51,285	1,70,863	2,22,148	14,106	33,305	-26,962
17	63-66 Mominpura Chawls (Old)	1921	7,760	15	1,16,400	4,31,655	5,48,055	34,801	19,018	-14,470
18	67-72 Three room tenements, Scheme 5	1922	5,609	...	33,654	2,64,717	1,98,371	18,946	23,335	-14,660
19	73-78 Two oom tenements, Scheme 6	1922	4,234	6	25,404	2,91,972	3,17,376	20,153	3,700	-6,506
20	79-85 Cottage Blocks (new)	1922	7,808	6	46,848	69,312	1,16,160	7,376	2,14,939	-1,55,998
21	Blocks, 1-19 Bellasis Road Chawls	1922	35,704	19	6,78,376	25,75,065	32,53,441	2,06,594	1,55,319	-1,20,149
22	1-16 Mazagon Chawls	1922	29,081	10	2,90,810	21,77,079	24,67,889	1,56,711	30,663	-17,705
23	1 Mominpura Chawls (New)	1923	3,911	20	78,220	3,14,276	3,92,496	24,923	1,28,643	-57,583
24	1-23 Love Lane Chawls	1925	13,367	18.8	2,47,289	11,36,407	13,83,696	87,865	81,870	-43,135
25	1-10 Syednham Road Chawls	1925	12,795	16	2,04,720	7,78,071	9,82,791	62,407	83,125	-28,388
26	1-2 Palton Road Chawls	1940	3,255	25	81,365	2,32,503	3,13,878	19,931	53,805	-15,455
27	3 Palton Road Chawls	1952	1,856	50	92,777	3,48,544	4,41,321	28,024	33,666	-21,186
28	A-J Sewri Chawls	1955	6,643	25	1,66,075	5,06,514	6,72,589	28,120	11,680	-5,248
29	Naigaum Chawl	1957	40.21	40	160,840	5,59,481	7,20,321	29,110	57,413	...
30	Sion Chawl	1958	1,109	40	44,360	1,40,842	1,85,202	7,997	58,772	...
31	Wadala Chawl	1959	...	40
32	Wadala Chawls	1960	...	40
Total			2,24,887	...	35,65,622	1,35,87,802	1,71,53,434	9,80,802	16,72,057	-6,14,614

(a) Rs. 8-0-0 for 8 larger rooms (double rooms having partition inside A—Includes rooms rent free in li. Sweepers.
 (b) Represents loams. B—Rooms used or Office and Stores.
 (c) This figure represents the value of Rs. 30 per sq. yd. of the site situated C—do temporarily occupied by Schools.
 between the 25 road and the Railway and measuring 5,664 sq. yds. E—do. do. do. Shops.
 (d) This figure is arrived at by dividing F by 8.4% yds. F—do. do. do. Gymnasium.
 G—do. do. do. Godowns.

g Calculated at 4.24 per cent.

APPENDIX

Statement showing dishousing and rehousing operations on the Trust

YEAR.	NUMBER OF TENEMENTS DEMOLISHED UP TO THE END OF THE YEAR				NUMBER OF TENEMENTS PROVIDED UP-TO								
					MUNICIPAL BUILDINGS.			(1) IN POLICE ACCOMMODATION SCHEMES (2) IN POORER CLASSES ACCOMMODATION SCHEMES (3) BY MILL COMPANIES AND (4) IN B. D. D. CHAWLS					
					Perma- nent chawls.	S. P. Sheds.	Total Col. (6) and (7).	One room.	Two room.	Larger.	Servants quarters.	Total Col. (9) to (12)	
(1)	(2)	(3)	(4)	(5)	(6)	(7)	(8)	(9)	(10)	(11)	(12)	(13)	
1898-99 } to 1958-59 } 1959-60	29,567	5,481	3,671	38,719	10,803	4,087	14,890	18,198	160	349	163	18,870	
	7	7	112	-66	112	
1960-61	19	19	272	*-257 +466	738 -257	
Total	29,593	5,481	3,671	38,745	11,187	4,230	15,417	18,198	160	349	163	18,870	

* Demolished during the year.

Number of tenements, full letting value and permissible actual population.

Percentage of net annual return 23.54 of col. (10) of capital cost (col. 8).	Total Number of rooms. Columns 18+19.	Number of floors including ground floor.	Floor area of tenements including verandah.	Rent per room as on 31-3-1961 inclusive of increase in taxes.	Economic rent? Exclusive of increase in taxes.	Number of rooms living purposes.	Number of rooms let for Shops, Godowns, or Municipa purposes.	Total population	Equivalent Adults.	Maximum permissible population in adults.		Population per acre in largest groups per column No. 20
										Population per tenement.	Total population.	
(12)	(13)	(14)	(15)	(16)	(17)	(18)	(19)	(20)	(21)	(22)	(23)	(24)
3.71	312	3	175	Rs. 7 49	8 14 0	276	1-B, 5-D & 3-E	2,328	2,133	5	1,375	2,297
3.53	658	4	110	10 40	7 10 0	926	20-E	3,022	2,803	4	3,708	
3.53	433	4	142	142	7 75	414	18-E	6,730	6,306	5	2,065	
4.06	674	4	125	8 95	10 6 0	633	2-D, 9-E	4,801	3,353		2,656	2,404
3.17	857	4	135	11 93	9-13, 10-1, 10-5	846	2-B, 4-C & 5-D	4,544	3,894	4	3,380	1,528
...	30	4	160	8 31	Rs. 9-13	30	
...	278	4	176	8 31	10-1, 10-5	222	30-E, 26-G	3,956	3,648	5	1,11	4,592
3.44	15	1	120	12 98	12 7 0	4½	67½	...
2.38	144	4	148	11 24	9 10 0	144	...	2,584	2,341	5	720	...
3.89	144	4	160	10 34	9 10 0	144	3½	504	2,679
3.48	64	4	136	8 64	14 2 0	64	...	600	505	4	256	...
2.40	481	4	176	10 35	9 4 0	479	1-B, 1-F	5,090	3,985	4½	2,155½	...
3.23	405	2	176	7 76	13 6 0	372	33-C	3,148	2,649	3½	130	1,793
2.87	14	1	275	9 30	38 0 0	5	70	...
1.51	325	4	176	10 66	13 12 0	320	4-E	7,202	5,701	5	1,6 0	...
2.01	134	4	175	12 82	15 13 0	131	1-E, 3-E	1,838	1,534	5	655	...
1.84	246	4	175	11 24	13 8 0	241	6-D	2,862	2,417	5	1,200	1,785
1.43	36	3	562	40 27	Rs. 55, 60 & 65.
2.26	72	3	338	46 84	Rs. 35, 33, 32
1.73	10	3	325	22 81	35
0.75	1,549	1	176	29 47	Rs. 16-5, 12 30	1,513	20-C 7-D & 9-E	10,664	9,058	5	7,565	...
1.55	1,305	4	176	10 66	Rs. 15-6, 15-14	1,263	36-C, 4-D & 2-E	9,124	7,897	5	6,350	...
1.48	234	...	176	11 24	13 8 0	227	7-E	2,064	1,646	5	1,140	...
...	54	...	176	9 46	Rs. 15-9, 16-1, 16-9, 17-1, 17-9	792	6-D, 22-E, & 1-F	5	3,050	3,081
1.84	821	4	176	10 66	Rs. 15-7, 16, 16-8, 32, 33, 35	387	1-B, 1-C, 1-D & 1-E	8,510	6,655	5	1,025	...
2.19	391	4	176	12 38	Rs. 15-7, 16, 16-8, 32, 33, 35	125	24-E	3,586	3,023	5	630	...
1.96	156	4	180	26 74	Rs. 15-7, 16, 16-8, 32, 33, 35	76	7-C	2,960	2,700
2.59	86	2	180	11 09	Rs. 35	194	4-E, 6-G	10,51	759
1.88	120	4	190	26 03	Rs. 35	120	...	600	460
1.10	24	4	237	27 06	Rs. 36-10	24	...	114	81
1.48	112	4	273	22 91	Rs. 49-20
...	272	4	...	24 20
...	11,098	21 86

* 5-B, 61-C, 35-D, 180-E, 4-F, 72-G.

14.

Estates since the commencement of the Trust.

THE END OF THE YEAR					NET ADDITION (+) OR REDUCTION (-)						
IN LESSEES' BUILDINGS					One room cols. 8+9+14.	Two rooms cols. 10+15.	Larger cols. 11+16.	Servants' quarters cols. 12+17.	Grand Total cols. 19 to 22.	In the year cols. 23-5.	To end of the year.
One room.	Two rooms	Larger.	Servants' quarters.	Total cols. 14 to 17							
(14)	(15)	(16)	(17)	(18)	(19)	(20)	(21)	(22)	(23)	(24)	(25)
18,135	9,678	13,257	2,221	43,291	51,223	9,838	13,606	2,384	77,051	38,332	38,332
1	156	817	...	974	47	156	817	...	1,020	1,013	1,013
20	75	132	...	227	501	75	132	...	708	683	689
18,156	9,909	14,206	2,221	44,492	51,771	10,069	14,555	2,384	78,779	40,034	40,034

APPENDIX NO. 15.

Statement of tenements constructed for Slum Clearance Scheme (City).

Serial No.	Locality.	Year of Construction.	No. of structures.	Number of Tenements.		Subsidised rents Charged.	Standard Rent.
				Residential.	Shops Godowns.		
						Rs. nP.	Rs. nP.
Municipal Scheme :-							
1	Palton Road Chawl No. 4	... 1956	1	81	...	29.10	41.88
2	Hains Road Transit Camp.	... 1957	18	137	27	104.08	
3	Tank Pakhadi Transit Camp	... 1958	27	254	...	22.91	
4	Haystack Road*	... 1958	3	160	...	23.91	
						26.50	
5	Dharavi	... 1959	5	120	...	25.58	
						27.63	
Government Aided Schemes							
6	Haines Road	.. 1959	7	112	...	27.25	53.17
7	Haines Road	.. 1959	5	80	...	27.25	
8	Sukhalaji Street	... 1960	1	...	7	53.47	
				76	...	27.25	61.34
9	Sion, Scheme 6	... 1960	1	40	..	27.25	
10	Body Guard Lines	... 1960	6	96	...	27.25	53.50
11	Dharavi	... 1961	...	168	...	27.25	

* These blocks are meant for conservancy staff and hence are being vacated.

APPENDIX No. 16

Statement of suits filed in High Court and City Civil Court.

Serial No.	Suit No.	Name of Parties.	Situation of Property.	Remarks.
1	H.C. Suit No. 2784 of 1948.	M. C. Vs. Abdulla A. Bhornia.	Horse Stables at Bapty Road ...	A Decree was passed for possession, rent and Compensation. Vacant possession has been taken Money decree is to be executed.
2	H.C. Summary Suit No. 90 of 1955.	M. C. Vs. M. A. S. Meherbux and another.	Three Plots of Land bearing Nos. 13, 14 and 15, Scheme 37 of the Sydenham Road Estate.	A Decree was passed ordering the defendants to deliver vacant possession of the property and to pay the Decreed amount. As they failed steps in execution were taken and it was proposed to take over property along with the tenants. But how ever the defendants on their request were granted time to liquidate the arrears of rent and taxes by instalments. As they failed to pay the instalments regularly, action for recovery of possession is being taken.
3	H.C. Summary Suit No. 91 of 1955.	M. C. Vs. Nabi Abdulla Sheth.	Piece of land admeasuring 580 sq. yds. in Plots No. 9 at Palton Road.	Steps to recover the decretal amount are in progress.

City Civil Court Suits filed for recovery of possession & or arrears of rent, taxes etc, Suits wherein progress was made during the year.

1	C.C.C. Suit No. 1232 of 1952.	M. C. Vs. Shantabai Mahadeo Koli and Another (heirs of the deceased Pascal Victor).	Case No. 1145, Scheme No. 6, Sion Matunga Estate.	During the pendency of the suit the Defendant died and therefore steps to bring his heirs and legal representatives on records of the suit were taken as a result whereof the said heirs and legal representatives of the deceased were brought on record and a consent decree has been obtained whereby the heirs have been given time to vacate the premises in suit on or before 30-9-1956. They have also been ordered to pay the decretal amount. The Court has passed orders on the obstructionist notice and time to vacate has been granted upto 31-5-1961.
2	C.C.C. Suit No. 2061 of 1952.	M. C. Vs. Bai Banubai and Another.	Portion of land of Plot No. 4A admeasuring 355 square yds., Scheme No. 60, Naigaum Estate.	By a decree passed the defendants have been ordered to vacate the premises. Steps have been taken to execute the decree.
3	C.C.C. Suit No. 2158 of 1952.	M. C. Vs. D. S. Thakur.	Portion of land admeasuring 334½ sq. yds. in Cases Nos. 949 and 950, Scheme No. 57, Wadala Village.	Consent decree has been passed whereby the defendant has been ordered to vacate. Steps have been taken to execute the decree.
4	C.C.C. Suit No. 2421 of 1952.	M. C. Vs. Gulamhussein Sadruddin and Co.	Portion of land admeasuring 1,124 sq. yds. in Plot No. 239 and 240, Scheme No. 60, Naigaum Estate.	Since the occupants failed to deliver up possession steps have been taken to execute the decree and the execution proceedings are in progress.
5	C.C.C. Suit No. 1320 of 1953.	M. C. Vs. Hirajee Dhakla Patil.	Two pieces of land admeasuring about 2,500 sq. yds. and 200 sq. yds. respectively of Golanji Hill Estate.	Possession of the piece of land admeasuring 200 sq. yds. was taken by the Corporation on 1-5-56 without execution. As regards piece of land admeasuring 2,500 sq. yds., the Writ of Possession is ready for execution.
6	C.C.C. Suit No. 1981 of 1953.	M. C. Vs. R. M. Kripalani.	Portion of land admeasuring 84 sq. yds. in site No. 3 in row No. 8B on the Play Ground at Sion, Scheme No. 6, Sion Matunga Estate.	Decree was passed against the defendant for possession. Execution proceedings have been taken and the writ of possession is ready.
7	C.C.C. Suit No. 239 of 1954.	M. C. Vs. M. S. Patel ...	Piece of land admeasuring 288 sq. yds. being Plot No. T in Scheme No. 37, situate at the junction of Mahomedalli Road and Chunam Kiln Street.	The obstructionist notice has been taken out and the same has been made absolute. The occupants were given time to vacate upto 31-10-60 and in the meantime, the occupants have been ordered to pay to the Corporation the Amount of compensation which they were paying to their landlord. Execution proceedings are being taken.
8	C.C.C. Suit No. 767 of 1954.	M. C. Vs. Virambai, widow of Versi Ratansey and Others.	Piece of land admeasuring 361 sq. yds. in Plot No. 4 of Scheme 60, Naigaum Estate.	The defendant delivered up possession and the Corporation in their turn have put the prospective lessee into possession of the property for the time being on the same terms and conditions as those of the defendants. The party has paid all the arrears including costs.
9	C.C.C. Suit No. 2041 of 1954.	M. C. Vs. Rita, widow of L. J. Fernandes.	Piece of land admeasuring 75 sq. yds. in Case No. 961A, Scheme No. 57, Sewree Wadala Estate.	As the defendant has failed to comply with the terms of the decree, steps in execution have been taken in the matter and notice under O.XXI R.22 has been made absolute.
10	C.C.C. Suit No. 2062 of 1954.	M. C. Vs. D. A. Khariwalla.	Piece of land admeasuring about 125 sq. yds. in Case No. 908, Scheme No. 57, Sewree Wadala Estate.	As the defendant failed to vacate, steps to execute the decree have been taken in the matter and the notice under O.XXI R.22 has been made absolute.

Serial No.	Suit No.	Names of Parties.	Situation of Property.
11	C.C.C. Suit No. 360 of 1955.	M. C. Vs. Adamji Jiwanji.	Two pieces of land admeasuring 177 sq. yds. and 62 sq. yds., Plot No. 172 (Part), Scheme No. 60, Naigaum Estate.
12	C.C.C. Suit No. 4763 of 1958.	M. C. Vs. L. C. Shukla.	Property bearing Case No. 47 known as Pathan Chawls at Haines Road, Scheme No. 32.
13	C.C.C. Suit No. 1396 of 1960.	M. C. Vs. G. S. Kanthi.	Vacant land at T.P. Line Road, Road, Lower Parel Division.

City Civil Court Suits filed for recovery of possession & or arrears of rent, taxes, etc., wherein no progress was made during the year.

Serial No.	Suit No.	Names of Parties.	Situation of Property.
1	C.C.C. Suit No. 106 of 1949 ...	M. C. Vs. Alimahomed A. Charolia	Bullock and buffalo stables at Bapty Road.
2	C.C.C. Suit No. 1358 of 1950.	M. C. Vs. The New Citizen Bank of India Ltd.	Plot No. 2 (East) of the Sion Matunga Estate.
3	C.C.C. Suit No. 1421 of 1951.	M. C. Vs. E. M. Joseph & Others.	Scheme No. 57, Sewri-Wadala Estate.
4	C.C.C. Suit No. 2186 of 1951.	M. C. Vs. Tyaballi Sulemanji	... Scheme No. 53, Bellasis Road Estate.
5	C.C.C. Suit No. 569 of 1952 ...	M. C. Vs. M. G. Patel	... Case No. M/773 at Tulsi Pipe Lane.
6	C.C.C. Suit No. 598 of 1952 ...	M. C. Vs. R. G. Pandya	... Plot Nos. 171 and 172, Scheme 60, Naigaum Estate.
7	C.C.C. Suit No. 1623 of 1952	M. C. Vs. P. T. Kriplani	... Piece of land admeasuring about 135 sq. yds., Worli, Scheme No. 52.
8	C.C.C. Suit No. 1740 of 1952.	M. C. Vs. R. D. Kapadia	... Portion of land in Plot No. 228, Scheme No. 60, Naigaum Estate.
9	C.C.C. Suit No. 1768 of 1952.	M. C. Vs. Nagesh Yawalkar	... Two portions of land admeasuring 250 sq. yds. and 200 sq. yds. at Body-guard Lines, Mahalaxmi Flats.
10	C.C.C. Suit No. 2433 of 1952.	M. C. Vs. K. S. Bhatti	... Two portions of land admeasuring 310 sq. yds. and 230 sq. yds. on Plot No. 5, Scheme No. 6 of Sion Matunga Estate.
11	C.C.C. Suit No. 2720 of 1952.	M. C. Vs. Noormahomed Piraji	... Property situate at Chunam Kiln Lane consisting of three floors in Case No. 90, Scheme No. 37.
12	C.C.C. Summary Suit No. 1810 of 1953.	M. C. Vs. Fatmabibi widow of A. G. Kalan and Others.	Two plots admeasuring 10 sq. yds. and 114 sq. yds., respectively in Plot No. 29, Scheme No. 37 of Sydenham Road Estate.
13	C.C.C. Suit No. 2436 of 1953.	M. C. Vs. S. M. Abbas	... Piece of land admeasuring 1,200 sq. yds. in Case No. 775, Scheme No. 57 of Sewree Cross Road.
14	C.C.C. Suit No. 490 of 1954.	M. C. Vs. S. R. Lalwani	... Piece of land admeasuring 1,385 sq. yds. at Athur Road Opp. Shanti Nagar.
15	C.C.C. Suit No. 495 of 1954.	M. C. Vs. Lilavatibai widow of Gulabchand Amichand and Others.	Two pieces of set ack land admeasuring 20 sq. yds. and 4 sq. yds. respectively in front of premises at 192, Sheikh Memon Street.
16	C.C.C. Suit No. 768 of 1954.	M. C. Vs. Abdul Aziz and Another.	Piece of land admeasuring about 100 sq. yds. being Plot No. 52 of East Agripada North Estate.
17	C.C.C. Suit No. 2061 of 1954.	M. C. Vs. B. B. Sarang	... Piece of land admeasuring 133 sq. yds. in Case No. 84, Scheme No. 60, Nigaum Estate.
18	C.C.C. Suit No. 2063 of 1954.	M. C. Vs. B. D. Koli	... Piece of land admeasuring 444.4 sq. yds. in C.S. No. 1/1505 of Mahim Division to the East of Mahim Causeway.
19	C.C.C. Suit No. 2326 of 1954.	M. C. Vs. D. G. Belani	... Piece of land admeasuring 1,496 sq. yds. and Plot No. 53, of the Mahim Estate situated at Lady Jamshedji Road.
20	C.C.C. Suit No. 2328 of 1954.	M. C. Vs. Jamnabai widow of L. R. Motwani and Others.	Piece of land admeasuring 2,810 sq. yds. in Scheme No. 52, Worli.
21	C.C.C. Suit No. 2378 of 1954.	M. C. Vs. Noorbibi widow of Gulam Nabi Gulam Hussain and Others.	Piece of land admeasuring 22 sq. yds. in Plot No. and Case No. 285 in Plot No. 86, Scheme No. 37, Mahomedalli Road.
22	C.C.C. Suit No. 2481 of 1954.	M. C. Vs. Sherbanoo widow of Jaffer Devji.	Piece of land admeasuring 644 sq. yds. in Case No. 9F, Scheme No. 60.
23	C.C.C. Suit No. 580 of 1955 ...	M. C. Vs. V. D. Cadre	... Piece of land in the garden area admeasuring 270 sq. yds., Scheme 57, Sewree Wadala Estate.
24	C.C.C. Suit No. 582 of 1955 ...	M. C. Vs. Bhadrasson Lala Bhagatram.	Two pieces of land admeasuring 160 and 70 sq. yds., Scheme 60, Naigaum Estate.
25	C.C.C. Suit No. 834 of 1955 ...	M. C. Vs. M. P. Berretto & Others.	Piece of land admeasuring 206.11 sq. yds. in Case No. 885 Scheme No. 57, Wadala Village.

Serial No.	Suit No.	Names of Parties.	Situation of Property.
26	C.C.C. Suit No. 848 of 1955 ...	M. C. Vs. J. A. Fonseca & Others.	Piece of land admeasuring 90 sq.yds. in Case No. 837, Scheme No. 57 at Sewree Wadala Estate, Bombay.
27	C.C.C. Suit No. 955 of 1955 ...	M. C. Vs. V. L. Vaity	... Piece of land admeasuring 255.5 sq. yds. bearing C.S. No. 1/1505 of Mahim Division.
28	C.C.C. Suit No. 1109 of 1955.	M. C. Vs. Kazi Ahmed Gafoor ...	Two pieces of land admeasuring 702 and 74 sq. yds. on Plot No. 1A Mahalaxmi Flats at Fergusson Road.
29	C.C.C. Summary Suit No. 3008 of 1955.	M. C. Vs. Mohanlal Jatashankar.	Piece of land admeasuring 879 sq. yds., Plot No. 5 Scheme 60, Naigaum Estate.
30	C.C.C. Summary Suit No. 3009 of 1955.	M. C. Vs. Ligaria Serrao	... Two pieces of land admeasuring 100 sq. yds. each behind the Church at Cleve Land Road, Scheme 52.
31	C.C.C. Summary Suit No. 3069 of 1955.	M. C. Vs. Brij Kumar Baboolaljee.	Piece of land admeasuring 755 sq. yds. in the 40' passage between Plot Nos. 148 and 147-149 in Scheme No. 52, Worli.
32	C.C.C. Suit No. 3154 of 1955.	M. C. Vs. Messrs. Shival & Co	... Piece of land admeasuring 2,425 sq.yds. on Plot No.89 and 90 (Part) in Scheme No. 60, Naigaum Estate.
33	C.C.C. Suit No. 448 of 1956 ...	M. C. Vs. M. V. Rajan	... Piece of land admeasuring 15' x 20' in Block No. 6-9, Site No. 117 Jogeshwari Squatters' Colony at Jogeshwari
34	C.C.C. Summary Suit No. 778 of 1956.	M. C. Vs. Ghanshamdas Khemchand.	Piece of land admeasuring 50 sq. yds. on site No. 42 on Drainage filled in Channel land of Fergusson Road.
35	C.C.C. Summary Suit No. 779 of 1956.	M. C. Vs. M. U. S. Haj Badloo Rangari.	Piece of land admeasuring 900 sq. yds. in Scheme No. 32 Souter Street, East Agripada Estate.
36	C.C.C. Suit No. 1420 of 1956.	M. C. Vs. Harnam Singh Dhanjal.	Piece of land admeasuring 400 sq. yds. on Plot No. 126, Scheme No. 60, Naigaum Estate.
37	C.C.C. Suit No. 1421 of 1956	M. C. Vs. Chandumal Totaldas	... Piece of land admeasuring 420 sq. yds. in Case No. 92, Scheme No. 60, Naigaum Estate.
38	C.C.C. Suit No. 1947 of 1956.	M. C. Vs. Dadabhoj T. Patel	... Piece of land admeasuring 223 sq. yds. being Plot No. 77 (Old Plot No. K), Scheme No. 37, Sydenham Road Estate.
39	C.C.C. Suit No. 1948 of 1956.	M. C. Vs. Tehmuras D. Patel	... Piece of land admeasuring 145 sq. yds. being Plot No. 78 (Old Plot No. D) Scheme No. 37, Sydenham Road Estate.
40	C.C.C. Summary Suit No. 2373 of 1956.	M. C. Vs. Jehangir Jamshedji	... Piece of land admeasuring 60 sq. yds. Case No. 547-A Scheme No. 52, Worli Estate.
41	C.C.C. Summary Suit No. 2685 of 1956.	M. C. Vs. J. B. Irani	... Three pieces of land admeasuring 333, 100 and 27 sq. yds. Case No. 407, Scheme No. 57, Sewree Wadala Estate.
42	C.C.C. Suit No. 1063 of 1958.	M. C. Vs. M/s. P. D. Singh & Co.	Piece of land admeasuring 1,003 sq. yds. on Plot No. 121, Scheme 60, Naigaum Estate.
43	C.C.C. Suit No. 1457 of 1959.	M. C. Vs. A. P. Shetye	... Vacant Land at Plot No. 243, Scheme No. 60.
44	C.C.C. Suit No. 1461 of 1959.	M. C. Vs. M. A. Kharote	... Vacant land in Case No. 1076, Scheme No. 52, Worli.
45	C.C.C. Suit No. 1463 of 1959.	M. C. Vs. B. V. Godbole	... Vacant land at Arthur Road.
46	C.C.C. Suit No. 1467 of 1959.	M. C. Vs. M. B. Ghuge	... Vacant land at Arthur Road.
47	C.C.C. Suit No. 1994 of 1959.	M. C. Vs. Fakirmahomed & Another.	Vacant land at Byculla Station Road.
48	C.C.C. Suit No. 2421 of 1959.	M. C. Vs. Messrs. Gulamhussein Sadruddin and Co.	Vacant land at Naigaum, Scheme No. 60.
49	C.C.C. Suit No. 2909 of 1959.	Messrs. U. K. Paper Mart Vs. R. C. Zaveri & Another.	Arch at Mahalaxmi Overbridge.
50	C.C.C. Suit No. 3249 of 1959.	M. C. Vs. G. L. Pawar	... Vacant land at Worli.
51	C.C.C. Suit No. 3277 of 1959.	M. C. Vs. Smt. S. I. Dalvi	... Vacant land at Byculla Station Road.
52	C.C.C. Suit No. 3281 of 1959.	K. A. S. Iyer Vs. R. C. Zaveri and Another.	Vacant land.
53	C.C.C. Suit No. 4 of 1960	... M. C. Vs. T. D. Patel	... Plot No. M/2, Sydenham Road, Estate.
54	C.C.C. Suit No. 5 of 1960	... M. C. Vs. T. D. Patel	... Plot No. M/4, Sydenham Road Estate.
55	C.C.C. Suit No. 6 of 1960	... M. C. Vs. Babubhai Narottamdas.	Vacant land at Tardeo Nana Chowk.

City Civil Court Suits against the Corporation for declaration or injunction etc., which were pending.

Serial No.	Suit No.	Names of Parties.	Situation of Property.	Remarks.
1	C.C.C. Suit No. 859 of 1958.	Akbarkhan Paidedkhan Vs. M. C.	Room No. 11, in S. P. Shed No. 66, Scheme 32.	Suit dismissed.
2	C.C.C. Suit No. 1510 of 1960.	P. Meghji & Others Vs. M. C.	... Plot No. 58, Gamdevi Estate.	Suit pending.

WATER WORKS

Shri R. V. Abreu, B.Sc., B.E. (Civil), M.I.E. (India) held the post of Hydraulic Engineer during the year under report.

The Administration Report of the Water Works Department is classified in three main sections as under:—
Section 'A'.—Pertaining to Budget 'A' City (A to G Wards) and Head Works and Trunk Mains outside the City limits.

Section 'B'.—Pertaining to Budget 'D'—Suburbs—(H, K, L, M and N Wards).

Section 'C'.—Pertaining to Budget 'F'—Extended Suburbs—(P, R and T Wards).

SECTION 'A'

This report is arranged under the following heads:—

- I.—Head Works at Lakes and Trunk Water Mains.
- II.—Maintenance Branch, Head Works Division.
- III.—Maintenance Branch, Outside City Division.
- IV.—Maintenance Branch, Inside City Division.
- V.—Distribution Branch.
- VI.—Construction Branch.
- VII.—Remodelling Branch.
- VIII.—Survey and Design Branch.
- IX.—General.

I.—HEAD WORKS AT LAKES AND TRUNK WATER MAINS.

(1) The Tansa, Vaitarna, Vehar and Tulsi Lakes recorded a rainfall of 188.03 cms. 264.92 cms. 197.73 cms. 272.21 cms. and respectively. Appendices I and Ia give information regarding the catchment areas of lakes, full supply levels, rainfalls, overflows, contents of lakes, evaporation, etc. Appendices II A, B, C; D, E, show graphical record of yearly rainfall in the lake areas and the City.

Sources of Water Supply.

(2) The alignment of the trunk mains is shown in the Appendix III.

Trunk Mains for conveyance of water.

(3) The levels of Tansa, Vaitarna, Vehar and the Tulsi on 1st October 1960 were 420.35 T. H. D., 535.25 T.H.D., 255.55 T.H.D. and 455.40 T.H.D. respectively, and the corresponding useful contents of the lakes were 34.822, 1,50,062, 24,048 and 7,555 Mega litres.

Contents.

The Tansa Lake overflowed for about 18 days and the approximate quantity of water discharged over the waste weir was about 44,443 mega litres.

The Vaitarna Lake overflowed for about 89 days and the approximate quantity of water discharged over the waste weir was about 6,21,542 Mega litres.

The Vehar Lake did not over flow during the year

The Tulsi Lake overflowed for about 27 days and the approximate quantity of water discharged over the waste weir was about 2,843 mega litres.

(4) An average supply of 914.56 mega litres per day was given to Greater Bombay during the year. Appendix IIIA gives the average supply per day during the last 60 years and quota per head based on Census figures. Appendices IV and V give statistics of supply and quantity of water used for different purposes.

Supply Statistics.

II.—MAINTENANCE BRANCH, HEAD WORKS DIVISION.

(5) The jurisdiction of this Division includes:—

- General.
- (a) Vaitarna and Tansa Lakes and head works.
 - (b) Trunk Mains upto Pachhapur (which is about 10 miles from Tansa).
 - (c) Duct Line upto Nevada Chowky (about seven and half miles from Tansa).

(6) The following are the broad outlines of Maintenance Works at Vaitarna:—

Maintenance of Vaitarna Lake and Head Works.

(a) 15 Nos. of hydraulic gates as per Appendix VI were maintained during the year.

Hydraulic Gates.

The spillway gates functioned satisfactorily. The maximum intensity of flood handled was 22,710 cusecs (on 27th July 1960). The lake was full upto F.S.L. 535.000 T.H.D. on 4th July 1960 when the rainfall recorded at Vaitarna was only 43.87 inches.

The undersluices were operated for two days on 30th June 1960 and 1st July 1960 to allow the silt to be carried away. The Tunnel gates were operated for transfer of water from Vaitarna to Tansa Lake as required. The gates responded satisfactorily.

(b) A Power House containing 3 Nos. of 100 K.W. capacity diesel driven generators with 440 volts overhead transmission lines of about 3 miles in length were maintained at Vaitarna to ensure independent and reliable power supply for the operation of the gates, etc., and lighting.

The Power House worked in three shifts, i.e. 24 hours, during the monsoon and two shifts, i.e. 16 hours, during the dry season. Total of 1,64,346 units were generated during the year.

(c) Plant and Machinery detailed in Appendix VII were maintained during the year and for this purpose, a small workshop was also maintained.

(d) Chlorinated Water Supply to the Municipal Colony and Health Resort Quarters was maintained with the help of a pressure type chlorinator.

(e) In all 70 structures at Vaitarna detailed in Appendix VIII, 10.5 miles of asphalted Khardi Vaitarna Road, and 8.0 miles of kutchra road from Tembha to Belnalla, were maintained during the year.

(7) The following are the broad details of the Maintenance Works at Tansa and the rest of the division :—
Maintenance of Tansa Lake and Head Works.

(a) 38 Nos. of automatic shutters on spillway and 10 Nos. penstocks in outlet well were maintained. The lake was full and overflowed on 28th July 1960 when the rainfall recorded at Tansa was 48.78 inches. The Gate Nos. 1, 2, 9, 20, 29 and 35 operated automatically when the lake level was 422.05 feet.

(b) The rollers under 96" main and the expansion joints on all the three trunk mains were maintained and functioned satisfactorily. Details of trunk mains embankments culverts tunnels Trolley Track and Embankments etc. Maintained in the Head Works Division are given in Appendix IX.

(c) A 10 K.W. 110 Volts D.C. Generating Set was maintained for lighting the bungalows at Tansa. The set was run for 4 hours a day. The supply during the rest of the day was maintained through storage batteries. During the overflow period, the spillway was lighted by a 25 K.W. generating set.

(d) The buildings detailed in Appendix VIII were maintained, and a level recorder room and overflow cabins were constructed.

The routine pre-monsoon and after-monsoon maintenance works of Tansa-Atgaon Road were carried out.

(e) The staff was sent in boats to patrol the lake area to prevent pollution of water by cattle, etc. About 87 heads of cattle were impounded and about 120 were driven away.

(8) Both Vaitarna and Tansa Lakes continued to be popular with picnickers. Total number of visitors at Vaitarna and Tansa during the year were about 15,850 and 9,490 respectively.

III—MAINTENANCE BRANCH, OUTSIDE CITY DIVISION.

(9) The jurisdiction of this Division includes (a) Trunk Mains from Pachhapur, i.e., 10 miles from Tansa to Dharavi and Sion (about 48 miles from Tansa), (b) Duct Line from Navada Chowky (about 7½ miles from Tansa), to Ghatkopar Syphon Head, and (c) the Lakes and head works at Vehar, Tulsi and Powai.

This Branch is entrusted with the work of repairs and maintenance of trunk mains, embankments, cuttings culverts, bridges, trolley tracks, head works at lakes, disinfection of water supply, maintenance and repairs to vehicles and machinery, removal of algae in various lakes and maintenance and repairs to buildings.

(10) There were two major bursts on trunk mains, one at Saki Naka on 48" Vehar at Mile 2/2 on 20th February 1961 and another on 48" C. I. Main of Mandola Syphon No. 2 at mile 11/3 on 9th March 1961.

The burst at Saki Naka was due to accidental falling of heavy stone thrown up during blasting operations in a nearby quarry. The second burst was probably due to uneven settlement of earth under the mains. Both the bursts were repaired expeditiously. Total cost of repairs was about Rs. 10,000.

(11) During the year, there were 30 major and 3,445 minor leaks in the trunk mains, 106 leaks in the masonry duct and 2,545 leaks in Syphon mains, all of which were repaired expeditiously.

7,720 Rft. of steel mains of various sizes were painted during the year.

₹ 8,331 Sft. of Stone pitching and 39,192 Cft. of earth filling was done for the maintenance of trolley track and embankment.

The statistics of the trunk mains embankment, culvert, tunnels etc. maintained during the year are given in Appendix IX.

(12) Five heavy and six light trollies and two locos were maintained during the year, at an approximate cost of Rs. 51,000. The total mileage covered by them was 70,670 miles.

(13) Vehicles and Equipments consisting of trolleys, jeeps, trucks, compressors, welding plants, concrete mixers, lighting sets and out-board and in-board engines were maintained, the details of which are given in Appendix X.

(14) A Power House having three numbers of 24 K. W., 40 H. P. diesel driven generator sets was maintained at Powai to supply power to the Central Chlorination House. The plant generated a total of 1,69,898 units.

(15) The structures detailed in Appendix XI and also the bridges and culverts for trunk mains and trolley track were maintained during the year at a total cost of about Rs. 13,500.

Repairs and Maintenance of Structures and New Works.

New works and Extraordinary repairs stated in Appendix XII were also carried out during the year.

(16) In order to maintain purity of water received from the catchment area of the lakes, the campaign against the trespassers and cattle. against the trespassers was continued and 131 heads of cattle were impounded and 369 driven out from the catchment area.

(17) Eleven gardens in the Outside City Division were maintained during the year. The Vehar Lake and Garden and the Powai Park continued to be popular with the public especially on Sundays and Holidays. Advantage of the road joining Aarey Colony and National Park which passes along the boundary of Tulsi Lake was taken by the public and good number of picnickers visited the Tulsi Lake during the year.

Public Gardens and Parks attached to Vehar, Tulsi and Powai Lakes.

(18) The Tansa supply was disinfected by Chlorine treatment at Bhandup and Powai. The dose of chlorine varied from about 0.8 to 1.5 parts per million. Excepting duct supply, which was chlorinated and ammoniated at Bhandup, ammoniation was not done during the year.

Disinfection of Water Supply.

Vehar Supply was sterilised at the Chlorination Plant at Powai. The dose of chlorine varied from 1.0 to 1.5 parts per million.

The Tulsi Supply was given alum treatment for coagulation and all the seven rapid sand filter beds were in continuous use. After filtration, the water was disinfected by chlorine treatment. Chlorine dose varied from 1.0 to 1.5 parts per million. The dose of alum varied from 0.33 to 0.83 grains per gallon.

(19) For Master Plan works, two inspection motor trolleys were designed and fabricated in the workshop in charge of this Branch at Ghatkopar. Excepting the engine, the materials used were indigenous. One trolley is already in use and has been proved road worthy. The manufacturing cost (excluding engines) for two trolleys was about Rs. 20,000.00.

Fabrication of Motor Trolleys.

IV—MAINTENANCE BRANCH (INSIDE CITY DIVISION).

(20) This Branch is concerned with the maintenance of Water Works inside the City comprising of repairs and maintenance of water mains, hydrants, fountains and cattle troughs, water works buildings and structures, plants and machinery, cleaning of consumer's pipes and fittings, making new connections on Municipal mains upto 2" size, operation and maintenance of chlorination plants at Malbar Hill Reservoir, Bhandarwada Hill Reservoir, Futka Tank and portable chlorination plants for re-chlorinating distributing mains, maintenance of five gardens, viz., (i) Hughes Road Slope Gardens, (ii) Sir Pheroze Shah Mehta Gardens (also known as Hanging Gardens) on the top of the Malabar Hill Reservoir, (iii) The Joseph Baptista Gardens on the top of the Bhandarwada Hill Reservoir, (iv) Ladies and Children's Gardens at Ridge Road and (v) Kamala Nehru Park, and maintenance of the Water Works workshops at DeLisle Road, Chinchpokli.

General.

(21) A total length of 469 Miles of water mains was maintained during the year. There were 83 bursts on the mains as per details given in Appendix XIII, all of which were promptly attended to. During the course of the year 50,352 works as compared with 84,823 during 1959-60 were carried out pertaining to repairs to communication pipes, cleaning of chokes in service pipes, cleaning of meter strainers, giving new connections, metering of existing connections, removing and refixing of meters, etc. The total cost of materials was about Rs. 132,000. To give speedy relief to the consumers in the event of chokage of pipes and meters, damage to meters, breaking of service pipes and connections, etc., three stand-by gangs (viz., one gang from 12.00 Noon to 9.00 P.M. and two gangs from 3.00 P.M. to 12.00 Midnight) were maintained to carry out emergent works. 7,083 repair jobs of fire hydrants in the City were carried out. The additional temporary staff comprising of one fitter and three labourers in each Ward as appointed in previous year, was continued during the year to effect speedy repairs. 904 Sluice Valves ranging from 6" to 48" size were repaired during the year.

Maintenance of water mains and hydrants.

(22) The total number of water connections to different premises in the City was 68,904, i.e., a net increase of 1,289 over the last year's figures. The number of new connections made during the year was 1,529 against 1,812 during the preceding year. Out of 1,529 connections, 1,268 were granted at parties' cost and 261 from Municipal funds. 12,358 trenches of varying lengths and depths were excavated for making connections and for general repairs and maintenance works all over the City.

Number of Water connections and trenches.

(23) In response to complaints received from the residents of Dadar-Matunga area, due to frequent chokes in consumers' pipes and fittings as a result of the presence of algae and shells in Vehar water, supplied to this area, the Corporation had sanctioned funds for cleaning consumers' pipes and fittings beyond the stop tap in this District. The work was continued during the year, and 605 connections aggregating to 32,826 meters of consumers' pipes of different sizes were cleaned at a total cost of Rs. 7,000 (vide Appendix XIV). 348 dirt boxes of sizes from 4" to 12" were cleaned during the year.

Cleaning of consumers' pipes and fittings in Dadar-Matunga area.

(24) Special staff for cleaning communication pipes between the Municipal mains and the stop taps in F Ward was continued during the year and 3,542 connections were cleaned (*vide* Appendix XV).

(25) During the year 2,476 meters were repaired, 3,218 were replaced, 4,108 meters were removed and refixed and 3,338 Municipal meters and 752 Private parties' meters were tested.

(26) 4,682 meter strainers were cleaned during the year as against 9,753 during the preceding year. Due to periodical cleaning of meter strainers the number of complaints of chokes had considerably reduced during the year.

(27) In all 22 pumping sets were maintained at a total cost of Rs. 1,03,000. One 100 H.P. stand-by pump was installed at Malabar Hill Reservoir.

(28) Portable domestic pumping sets were given on hire for short periods to tide over the break down period of pumping units in private buildings at a nominal charge of Rs. 2 per day, exclusive of transport and fixing charges.

(29) For keeping the required standard of residual chlorine in mains inside the City, rechlorination was done by injecting an extra dose of chlorine into the trunk mains at Futka Tank, Malabar Hill Reservoir and Bhandarwada Hill Reservoir. In addition to this, certain mains in the City, the water of which did not show good results on analysis, were rechlorinated by means of two portable chlorination sets of 4 lbs. capacity each. The chlorination dose at the above three subsidiary rechlorination stations were stepped up to the full capacity of panels. Besides chlorination, Ammonium Sulphate was also added in the Reservoirs at Malabar Hill and Bhandarwada Hill. The total consumption of chlorine and ammonia at these stations was about 3,19,800 lbs. and 1,51,606 lbs. respectively during the year.

(30) 32 water works buildings comprising of workshops, control rooms, pumping stations, chlorination plants, residential quarters for staff and tenements for low income groups, were maintained during the year at a cost of Rs. 35,000. The 3 Unit staff quarters at Babula Tank yard were renovated and converted into 4 units to accommodate one more Sub-Engineer.

(31) 12 petrol driven motor vehicles, 2 diesel motor lorries and 39 material handcarts, were maintained for transport of men and materials. Total distance covered by the petrol engine driven vehicles was 1,25,374.8 Km. against 1,42,595.2 Km. last year. The 2 diesel motor lorries covered 24,168.0 Km. against 12,713.6 Km. last year. In addition to the above vehicles, 30 mobile plants, comprising a crane, air compressors, concrete mixers tractors, dewatering pumps, lighting sets, etc., were maintained during the year. For emergency fire service, three motor vans were utilised, one at 'E' Ward Office, another at 'F/South' Ward Office and the third at 'G/South' Ward Office. One more van was used for the work of collecting samples of water by the Municipal Analyst throughout Greater Bombay limit.

(32) The work of testing galvanised pipes, cast iron pipes, galvanised iron fittings such as couplings, bends, tees, elbows, etc., brass and gun metal fittings such as ferrules, stop taps, bib taps, waste-not taps, ball-cocks, pillar taps, flush valves, underground and stand-post hydrants cast-iron and procelain water closet cisterns, canvass hose pipes, etc., was carried out during the year at the Water Works workshop, DeLisle Road, Chinchpokli. The total number of such pipes and fittings tested was 7,50,537 (out of which 4,51,245 were for private parties and the remaining for Municipal works) as against the previous year's total of 9,13,396. The revenue derived from testing of pipes, fittings, etc., for private parties amounted to Rs. 53,000 as against Rs. 1,12,184 in the previous year.

(33) During the year, 3,338 Municipal meters and 752 private meters of different sizes were tested at the Municipal Workshop for ascertaining their correctness. In addition to this, 1,150 new meters submitted by private parties for test, of which 1,013 were passed and sealed and the remaining were rejected. The revenue derived from testing of water meters submitted by the private parties amounted to Rs. 4,969.

(34) 123 more new meters received during the year against the order placed in 1957-58 were tested and taken in the Life Book. The total number of meters maintained in the city were 13,057 including those under repairs and spare meters for replacements. Details of these meters are shown under Appendix XVI. Due to shortage of meters, owing to import restrictions, the metering programme in the City was curtailed. However, at the close of the year, orders for 1600 Nos. of $\frac{1}{2}$ " and 2648 Nos. of $\frac{3}{4}$ " to 8" size water meters were placed.

(35) A large number of drinking fountains and cattle troughs had to be temporarily closed down and kept in disuse on account of frequent thefts of fittings by miscreants. Flora fountain was regularly played during the afternoon and the fountain was flood-lit during the night.

(36) All the five gardens mentioned in paragraph 20 were maintained during the year at a total cost of Rs. 43,000. The Kamala Nehru Park and Sir Pheroze Shah Mehta Gardens were illuminated with multi-coloured lights on all Saturdays, Sundays, and public Holidays except during monsoon. In addition to this, special illumination arrangements were made on Maharashtra Day on 1st May 1960 and on Republic Day on 26th January 1961.

A Vegetable, Fruit and Flower Show was organised by the Society of "The Friends of the Trees", at Raj Bhavan Gardens on 3rd, 4th and 5th of March 1961. This Department participated in 43 items. In the Public Gardens category, Sir Pheroze Shah Mehta Garden was given the first prize of a Godrej Minor Storewell Cup-board. Moreover, three cups were received for fine displays of:—

- (1) Gladioli Flowers in Pots
- (2) Display of Ferns, and
- (3) Artistic arrangement of Foliage and Flowering Plants.

Twelve First Class Certificates of Merits and seven certificates of Merits were also received for different items in various categories.

(37) During the year about 400 meters of water mains of various sizes were scraped with the help of **Scraping of mains.** the pipe scraping machine for improving their discharging capacity.

(38) For attending promptly to the complaints regarding water supply from the tenants of Municipal **Improving Water Supply of Municipal Buildings** Chawls and Buildings in charge of the Executive Engineer (Estate and Land Management), special staff consisting of 1 Sub-Engineer, 3 Fitters and 9 Labourers was appointed and during the year 888 works of different nature were carried out in Municipal buildings.

(39) During the year, the following new works were carried out by this Branch :—
New Works.

- (i) Providing direct taps in Rooms at 64 Tenements at Dharavi Road.
- (ii) Providing downtake taps in Rooms at Tadwadi.
- (iii) Providing downtake taps in Rooms and providing 8 Nos. overhead storage tanks at 24 tenements Matunga B. I. T. Chawls.
- (iv) Providing taps in Rooms at Love Lane (Work in progress).
- (v) Providing R. C. C. roof over public drinking fountain at Pydhone.
- (vi) Constructing a Chlorination Room and Store Room at Malabar Hill Reservoir.
- (vii) Renovating the Staff Quarters at Nana Chowk.
- (viii) Laying 3" hydrant main with 1 Stand Post Hydrant at Mahalaxmi Katchra Siding.
- (ix) Strengthening the retaining wall at Bhandarwada Hill Reservoir.
- (x) Installation of 30" electrically operated sluice valve on Tardeo outlet from compartment I.
- (xi) Installation of 30" electrically operated sluice valve on Tardeo outlet from compartment II.
- (xii) Installation of 100 H.P. Pumping Set at Malabar Hill Reservoir.
- (xiii) 165 Water Connections were made and cut off for Election Booths.

V.—DISTRIBUTION BRANCH

(40) This Branch deals with the distribution of water within City limits and is divided in three Sections, *viz.*, South (A, C and D Wards), North (F and G Wards) and the Central (B and E Wards). Each of these Sections deals with the work of distribution and regulation of supply, short supply complaints, Court actions for enforcement of provisions of the **General.** Municipal Act relating to public and private water supply, investigation of wastage in Municipal and private mains and fittings, rewashering of leaky taps, issuing of notices for defective fittings, metering of water supply and all matters pertaining thereto.

There is a Central Control Station established at Babula Tank Road under the Assistant Engineer, Distribution (Control) mainly for control and regulation of supply and also to deal with emergencies such as fires burts, etc. This Assistant Engineer is also in charge of the Central Section. The Babula Tank Control Station maintains a record of half hourly levels in Reservoirs and pressures at all representative Stations within the Suburbs and the Extended Suburban areas also records of complaints from the public and hourly discharges from major trunk mains feeding the distribution system. The station is manned for 24 hours and is responsible for control operations on all the trunk mains and connections feeding the Suburban areas.

(41) For the purpose of distribution of supply, the City is divided into three main divisions, *viz.*, (a) Area getting supply from Malabar Hill Reservoir, (b) Area getting supply from Bhandarwada Hill Reservoir and (c) Area getting direct supply. The details of areas served by the two reservoirs and the direct supply area are shown in Appendix XVII.

The supply from the Vaiterna inlet arm to the Bhandarwada Hill Reservoir was extended to a part of parel, Naigaum and Bhoiwada areas, as a result of which higher pressures are now available to all the premises in Bhoiwada Village, Jerbai Wadia Road, Naigaum Road and Hospital Avenue Road.

Also due to the higher pressures in the Vaiterna inlet arm, the pumping between 6 P.M. and 7-30 P.M. which was originally done was discontinued and staggered supply was given between 5 P.M. and 6 P.M. to the Golanji Hill area and between 6 P.M. to 7-30 P.M. to the Parel Tank and Koliwada areas. The Thakurdwar Outlet which was put out of commission on 24th November 1959 continued to remain out of commission as the work on the Sewer was still in progress.

(42) The hours of supply to the different localities in the City are shown in Appendix XVIII.
Hours of Supply.

(43) The average quantity of water per day brought to the City and Suburbs and Extended Suburbs was **Average daily quantity of water.** as follows :—

City	...	735.34	Mega Litres.
Western Suburb	...	74.25	do.
Eastern Suburbs	...	75.25	do.
Extended Suburbs (West)	...	25.32	do. (including 8.86 Mega litres for Aarey Co- lony).
Extended Suburbs (East)	...	3.90	do.
Grand Total	...	914.56	Mega Litres.

(44) During the year, 5,369 Nos. of complaints were received on account of shortage of water supply due to major defects either in Municipal or private Distribution system. A comparative statement of short supply complaints received since 1946 is given in Appendix XIV. In addition to the above, 31,683 Nos. of complaints on account of temporary shortage of supply due to chokes and leakages in consumers' pipes and fittings, and wastage in premises were received and were remedied.

(45) Municipal Commissioner's notices under Section 274(1) and (3) of the Bombay Municipal Corporation Act, were issued in 463 cases and under 271(2) in 44 cases in respect of premises which were without Municipal water supply. The number of prosecutions launched during the year was 592. The number of convictions was 365. 72 cases were withdrawn after compliance with the notices and 147 cases were pending disposal at the end of the year. The total amount of fines recovered was Rs. 5,569.65. Besides the above, 4,993 notices under Section 278(2) of the Bombay Municipal Corporation Act were served on the owner for defects in water fittings, excluding those in respect of unauthorised works infringing the provisions of Section 287-A and B of the Municipal Act and non-compliance of Water Bye Laws. Arising out of these, 863 prosecutions were launched. The number of convictions was 619 and the amount of fines recovered was Rs. 4,367.

Court work continued to be conducted by the Ward Sub-Engineer. Reluctance on the part of the landlords to comply with our requisitions gave rise to our actions being frequently challenged on purely legal grounds and it became increasingly difficult for the Sub-Engineers to deal with them and in many cases the assistance of the Solicitor to the Corporation was sought to conduct contested cases.

(46) The number of cases reported to the Standing Committee for severing water connections for non-payment of taxes and using unmetered water supply was 1,154 as against 1,476 in the previous year. In 114 cases, the supply was closed but subsequently restored. In 20 cases, the water connections were cut off. In the remaining cases the execution of Disconnection Orders were not carried out as the consumers complied with the Municipal requirements.

(47) The total number of calls received by the Distribution Branch from the fire Brigade Department was 1,969 as against 1,728 received during the previous year. Out of 1,969 calls, 421 were false and 172 were on account of collapse of houses. The total quantity of water used on fires was about 15.10 Mega Litres. In order to enable the staff to attend fires promptly, three vans, one at 'E' Ward, another at 'F' South Ward Office and the third at the 'G' South Ward Office were maintained.

(48) The total revenue derived from water supplied by meter measurement was Rs. 2,32,17,686 for the City only as against Rs. 2,19,01,079 during the previous year. The metering programme was continued during the year. The total number of restaurants metered was 103 against 86 during the previous year.

(49) 9,472 meters of sizes varying from $\frac{1}{2}$ " to 12" were on the connections during the year. The number of meters exchanged was 2,875. 554 meters were fixed on new connections and 577 meters were removed from the existing connections.

(50) During the year under review, 94 new properties were metered. The programme of metering supply in areas where the quantum of supply was above average was drastically curtailed due to restriction on import of water meters. However, metering of trades and new residential buildings on flat system was continued.

Quality Control of Water Supply and Waste Prevention Work

(51) This section deals with the following:—

General.

- (a) Quality Control of Water Supply for purposes of maintaining desirable standard of Purity ;
- (b) Regular detection and prevention of leakage in water mains and its appurtenances and service pipes ;
- (c) Regular house to house inspection and rewashing of leaky taps. (This is for the present restricted to City only) ;
- (d) Gauging of water mains all over Greater Bombay by Pito-meter to determine the flow of water.

(52) In the 12 Wards, (A, B, C, D, E, G, H, K, L, M and N) of the City and Suburbs' there were per Ward two sets of six sampling points each numbered 1 to 6. These sampling points were on service mains and were so selected as to represent the Quality of Water Supply at the consumer's and in the entire Distribution System of Greater Bombay.

Samples were collected by a Mobile Squad of trained personnel of the Municipal Analyst's Department, every day except on Sundays, from each Ward. As many areas in the City were in receipt of intermittent supply, sampling was done during evening supply hours (between 4 P.M. and 11 P.M.).

Samples for Bacteriological examination were collected each day from one set of like-numbered sampling points in each Ward and while collecting the samples, the residual chlorine was determined with the help of chloroscope equipped with special glass for night reading. The sampling points were thus rotated each day to cover the entire Ward in one Week. The next week, the procedure was repeated with the other set of sampling points. Thus each sampling point was repeated once a fortnight and 72 samples were collected each week. In all 3,473 routine samples were collected.

In addition to the above, special samples were collected in areas where contamination was suspected on account of incidence of enteric fever in those areas, and also from localities where complaints of odor and turbidity in water supply were received. Special samples were also collected from areas where renewal of all communication pipes was done in order to assess the extent of improvement in the Quality of water. The total number of such special samples collected during the year was 5,150.

For routine chemical analysis, 15 samples were taken once a fortnight. These comprised three samples of raw water from the lakes collected by the Assistant Engineers in charge of Lakes and 12 samples of treated water in Greater Bombay (one from each of the 12 Wards) collected by the Municipal Analyst's staff. The total number of routine samples collected for chemical analysis during the year was 345. In addition 83 special samples were collected by this Department for chemical analysis.

(53) Wherever evaluation of samples collected indicated contamination or where contamination was obvious due to the presence of foul smell in the water, detection of leakage was done by sounding of underground water mains and appurtenances and communication and consumer pipes and fittings by the use of sounding rods and also by inspection of consumer pipes above ground specially in house gullies. Defects thus detected were rectified by taking one or more of the following measures :—

- Evaluation of samples and detection and removal of sources of contamination.**
- (a) Hydrants in the locality were flushed.
 - (b) Breaks in communications or consumer pipes were repaired, corroded portions were renewed and pipes in the vicinity of the drains were diverted and re-aligned.
 - (c) Leaky Hydrants and Sluice Valves were repaired and under-ground Hydrants in the vicinity of drains were converted into Stand Post Hydrants.
 - (d) Disused connections were cut off on the water mains.
 - (e) Consumers' pipes in the gullies were raised so as to bring them well above the level of sullage water in gullies.
 - (f) Leaks in water mains were repaired.

(54) Intensive disinfection of the service and distributory mains in areas likely to be affected by pollution, as done by means of mobile chlorinators until the source of contamination was detected and removed and subsequent samples were found potable.

(55) In order to remove the accumulated silt in the water mains and appurtenances, Hydrants in the seven Wards of the City were flushed once every two months on an average. The total number of Hydrants so flushed during the year was 30,875.

(56) The temporary staff appointed for detecting and removing sources of contamination in congested localities was continued during the year. The Corporation also sanctioned a Scheme for replacement of all communication pipes by new pipes wrapped with hesian cloth dipped in Anti-Corrosive Black Bituminous paint and for laying duplicate service mains in wide roads, etc., in the whole of 'C' Ward and a part of 'D' Ward. The work of replacement of communication pipes by wrapped pipes was entrusted to this Section. It was commenced in October 1960 with separate staff and during the year under review, 7,184 Nos. of communication pipes were renewed and 397 Nos. of disused connections were cut off on the water mains in these areas.

(57) Out of 3,473 routine samples taken, during the year, 93.7 per cent. of the samples were free from Coliform Bacteria. Thus Purity of Bombay's Water Supply conformed to the International Standard for drinking water prescribed by the World Health Organisation.

(58) Detection of wastage was done by sounding of underground water mains and appurtenances and communication pipes during the early morning supply hours, and by inspection of consumers' pipes and fittings above ground. About 676 Miles of mains from 3" to 57" diameter were sounded. As many as 21,327 Nos. underground and 17,575 Nos. above ground defects were found out and rectified.

(59) The re-washing work done is shown in Appendix XX. The work of house to house inspection of leaky taps and fittings throughout the City was continued.

(60) 456 Pitometer observations were taken during the year to gauge the quantity of water conveyed by the trunk and distributory mains mainly to find out the monthly break-up of the total supply in the different supply zones of Greater Bombay.

(61) This Section was also entrusted with the work of renewal of communication pipes by wrapped pipes etc., in Major Roads taken up for resurfacing with a view to reduce the opening of these roads after resurfacing for purposes of repairs to underground utilities of this Department, to a minimum. Special staff was appointed for this work and during the year under report, 616 Nos. of communication pipes were renewed in different roads, 58 Nos. of disused connections were cut off on the water mains, 100 Nos. of Broad Masonry Chambers were constructed over appurtenances and 37 Nos. of redundant appurtenances in the carriage way of these roads were removed.

VI—CONSTRUCTION BRANCH

(62) This Branch handled the works of laying water mains of sizes upto 12" diameter, patch-plating and guniting the two 57" diameter Tansa Mains, and other miscellaneous works.

(63) Water Mains were laid for works following under the categories given below :—

- Laying Water Mains.**
- (a) For supplementing and expanding the Distribution net work in the City, as per details given in Appendix XXI.
 - (b) Laying service mains in properties and estates in charge of sister departments. (Appendix XXII).
 - (c) Laying water mains for Government Bodies and private parties (Appendix XXIII).
 - (d) Replacing corroded mains (Appendix XXIV).

(e) Laying water mains in connection with Quality Control of Water Supply in 'C' and 'D' (Part) Wards (Appendix XXI).

(f) Laying water mains (where necessary) insides of roads opened up by the City Engineer's Department for reconstruction (Appendix XXI).

(64) The work of protecting the two 57" Steel Mains by patch-plating and guniting was continued, and Protection of two 57" the portion between Gokhale Road and Shivaji Park was gunited during the year. Steel Mains in the City. When the mains were exposed, it was observed that though the rivetted joints were in sound condition, the steel plates were considerably corroded and had deep pittings due to the aggressive nature of the soil in which the mains are embedded.

(65) It was observed that underground hydrants constituted a major source of contamination of water supply on account of the chambers of the same getting submerged under sewage overflowing from nearby Sewers and Drains. A number of underground hydrants were, therefore, converted into stand-post hydrants during the year (Appendix XXI).
Conversion of underground hydrants into stand-post hydrants.

(66) During the year, the service reservoir at Malabar Hill was emptied, and nearly 4" thick silt deposited at the bottom was removed and entire reservoir was thoroughly cleaned.
Cleaning the Malabar Hill Reservoir.

(67) During the year, the ungunited portion of the 57" Tansa Mains had sprung five major leaks and the same were repaired by patch-plating immediately on detection.
Repairs to Leaks in the 57" Tansa Mains.

(68) For improving the Distribution and Control of Water Supply, the works detailed in Appendix Works for Improvement of Distribution. XXV were carried out during the year.

VII—REMODELLING BRANCH

(69) This Branch was specially formed in the year 1955 to carry out the works in connection with the General Scheme of Remodelling the Distribution System in the City. The original Scheme estimated to cost Rs. 83,74,779 was sanctioned by the Corporation under Corporation Resolution No. 116 dated the 24th June 1955. It was subsequently modified and the revised estimate of Rs. 87,27,075 was sanctioned under Corporation Resolution No. 696, dated the 1st October 1959. As this Branch is equipped to carry out major pipe laying works, its personnel was also utilised to carry out major works other than those of the Remodelling Scheme.

(70) Under the Scheme of Remodelling the Distribution System in the City, four Works as detailed in Appendix XXVI were in progress during the year.
Remodelling Works.

(71) Besides the Remodelling Works, the following works were also carried out during the year :—
Other Works.

(a) *Strengthening the walls of the Bhandarwada Hill Reservoir.*—The Bhandarwada Hill Reservoir was constructed over 75 years ago and on account of deterioration of the lime mortar of the external stone masonry Walls, heavy leakage was experienced. To strengthen these old walls, the work of drilling holes in the walls and injecting cement grout under pressure through these holes was commenced during the year and the same was in progress at the close of the year.

(b) *Removal of 24" Cast Iron Main at Queen's Road.*—During the preceding year, the 24" Fort Outlet main was put out of commission to facilitate the construction work of a major Sewer, and a length of 324 feet of 24" Cast Iron Main was removed. During the year under review, the remaining length of 552 Rft. was removed. This Cast Iron Main will be re-laid after completion of the Sewer Work.

(c) *Laying of mains across junctions to be concreted permanently.*—To avoid disturbing the resurfaced junctions, for laying mains in future, it was considered necessary to lay some short lengths of mains in four major junctions which were to be permanently concreted. Details of work done is shown in Appendix XXVI.

(d) *Laying Outlets and Inlets below the Control Room of the Worli Hill Reservoir.*—The work of fixing electrically operated Sluice Valves and of laying 170 rft. of 36" diameter Steel Pipes to serve as outlets and 60 rft. of 24" diameter Steel Pipes to serve as Inlets for the Worli Hill Reservoir (Under construction) was carried out. Scour Valves and overflow pipes were also provided.

(e) *Replacing 36" diameter electrically operated Sluice Valves at Malabar Hill Reservoir.*—During the year, both the compartments of the Malabar Hill Reservoir were dewatered for annual cleaning of reservoir. Advantage of this dewatering was taken for replacing the out-of-order 36" diameter electrically operated Sluice Valves on the Tardeo Outlets.

(f) *Providing 57" and 72" Venturi Meters.*—The work of installing the 57" Venturi Meter at Sewri and 72" Venturi Meter at Tulsi Pipe Line Road at Mahim and constructing masonry chambers and cabins for housing the flow-measuring instruments, was carried out during the year.

(72) During the year under review, the Plate Bending Machine at Souter Street Yard was utilised to fabricate 1280 rft. of Steel Pipes and 228 Cwt. of Steel Specials of various sizes for the Department.
Fabrication of Steel Pipes and Specials.

VIII—SURVEY AND DESIGN BRANCH

(73) This Branch is entrusted with the work of maintaining records of water mains and fittings, designing new water mains and other structures and preparing plans and estimates for the same, maintaining statistics of lake levels, storages, discharges rainfall, chemical analysis, etc., maintaining records of lands incharge of this department, preparing estimates for extra charges for water used for construction purposes, verifying tenders, contract and bills of contract works and attending to miscellaneous administrative matters of a technical nature.
General.

(74) Several proposals for laying water mains for improvement and expansion of the distribution system were formulated during the year and plans and estimates as detailed below were prepared :—

Preparation of Plans and Estimates.				Budget	Plans	Estimates	Estimated Cost
							Rs.
A	85	131		1,05,80,932
D	49	50		38,83,514
F	27	28		17,07,675
Total				121	209		1,61,72,121

(75) 928 Estimates of compounded water charges for water used for construction purposes in the City were framed as against 1,116 in the preceding year resulting in a total revenue estimated to yield Rs. 5,03,883 as against Rs. 7,41,431 in the preceding year. In addition 983 estimates in the Suburbs including the Extended Suburbs as against 1206 in the preceding year, were framed resulting in a revenue estimated to yield Rs. 3,01,037 as against Rs. 4,54,007 in the preceding year.

(76) Statements and reports of (a) Lake Level, (b) Storage of Water, (c) Discharge through Trunk Mains, (d) Rainfall in different districts, (e) Bacteriological and Chemical Analysis of Water, (f) Short Supply complaints, (g) Defects found on mains and service pipes, (h) Chlorine and Ammonia dosages, (i) Pressure Charts and (j) Venturi Meter Charts were maintained.

Quarterly, Monthly and Weekly (during monsoon only) Statements in respect of item Nos. (a), (b), (c) and (d) were submitted to the Standing Committee.

(77) The work of searching old Municipal and Government records and preparing a register of lands acquired since 1886 was completed during the year and the temporary staff employed for the purpose was discontinued from 31st July 1960.

Preparation of records of Municipal lands in charge of this Department.

GENERAL

(78) The following were the details of the Welfare Activities sponsored in the Outside City Division and Welfare Activities in the Head Works Division during the year :—

(a) A Welfare Centre equipped with several Indoor Games like Carrom, Draughts, Tables Tennis, etc., and with Open Playground for Outdoor Games like Volley Ball, Badminton, Cricket, Hututu, etc., was run at Ghatkopar. This Centre also maintained a Sewing Machine.

(b) A Sports Club similarly equipped was run at Vaitarna.

(c) The Ganpati Festival and Satyanarayan Puja Celebrations were organised by the staff from private voluntary contributions in the Outside City Division and Head Works Division.

(d) Lower Primary School were run by the Local District Boards at Vaitarna and Tansa in School buildings provided by the Corporation.

(e) The Radio Set installed at Tansa for the entertainment of the staff was maintained.

(f) A Water Cooler was installed in the Ghatkopar Workshop for benefit of staff working there.

(79) During the year under report, four Dispensaries were maintained in the Outside City Division with the help of one Medical Officer, three Compounders and one First Aid Mistry and two dispensaries were maintained in Head Works Division with the help of the one Medical Assistant and one Compounder.

The attendance at the abovementioned dispensaries were as under :—

Serial No.	Dispensary.	New Patients.	Old Patients.
1	Ghatkopar	3,533	7,131
2	Kapurbawdi	3,666	2,220
3	Agra Road Centre	1,984	3,216
4	Powai Dispensary (V.C.T. Scheme)	2,405	4,928
5	Tansa Dispensary	1,942	3,117
6	Vaitarna Dispensary	2,126	6,474

Out of the above six dispensaries, the Powai dispensary was financed by V.C.T. Scheme Branch and part cost for dispensary at Tansa was also borne by the same Branch. The rest of the expenditure on the Dispensaries was borne by this Department.

The Medical Officer paid 41 visits in the Outside City Division and attended Powai Dispensary twice a week.

Medical Assistant of the Head Works Division visited patients when required along the Trolley Line upto Pachhapur.

Malaria, Anaemia, Round Worms, Bronchitis, Dysentery, Diarrhoea, Skin Diseases and accidental injuries were generally prevalent along the employees attending the dispensaries. During the recent epidemic of Small Pox, all the Municipal employees in the Outside city Division and Head Works Division were vaccinated, the staff quarters were sprayed with D.D.T. once a month and at Vaitarna, this D.D.T. service was also rendered to the Plot holders in the shopping area every alternate month. Breeding places of mosquitoes were treated with pastrine mixture and D.D.T. solution. These anti-malaria measures were very helpful in keeping down incidence of Malaria during the year.

(80) During the year under report, the Lions Club of Bombay continued to give free powder Milk obtained from the "CARE" and Lions International Organisation. Liquid Milk prepared from the powdered milk was supplied free of charge, to the children upto an age group of 8 years, of those workers of the Water Works Department whose salary did not exceed Rs. 100.00 per month. Distribution of milk was done at the following five centres :—

- (i) Water Works chawls at Malabar Hill Reservoir.
- (ii) Water Works chawls at Bhandarwada Hill Reservoir.
- (iii) Water Works chawls at Babula Tank control Station.
- (iv) Water Works chawls at Souter Street.
- (v) Water Works chawls at Maintenance Yard, DeLisle Road.

Throughout the year, milk was supplied regularly at all the centres, except for short periods of non-supply due to unavoidable circumstances, at one or two centres. The staff attending to preparation of liquid milk and distribution of the same was paid an honorarium of Rs. 10.00 per month by the Lions Club.

(81) The details of the superior staff of the Water Works Department are shown in Appendix XXVII Establishment. The total number of scheduled superior staff during the year was 219 so far as 'A' Budget is concerned and the establishment cost thereto amounted to Rs. 7,58,835 while the labour staff during the year numbered about 1,393 and its establishment cost was Rs. 18,80,118. The temporary staff, both superior and inferior was 22 and 488, respectively with a total establishment cost of Rs. 4,63,563. There was no occasion to bring into effect the provisions of the Bombay Municipal Servants Act, 1890 and no awards of adjudication was declared during the year.

(82) During the year under report, a Joint Council for the Executive staff consisting of 2 Officers of the Department with the Hydraulic Engineer as Chairman and 3 members of the staff representing Municipal Executive Staff Union with the Honorary General Secretary of Union continued in office and one meeting was held.

The Joint Labour Council, consisting of 5 Officers of the department with Hydraulic Engineer as the Chairman, 5 members of the staff consisting of labour representatives and Labour Officer as the Ex-Officio Member continued to function during the year under report. No meeting was held during the year.

The Joint Council was reconstituted on the basis of membership of Labour Unions as on 1st April 1960 but no meeting could be held during the year as the meeting called on 21st February 1961 and to be adjourned as four members of the Labour Staff on the Council out of the five did not attend the meeting.

(83) (a) Revenue.—The total expenditure incurred on Water Works amounted to Rs. 2,99,86,681 which include Rs. 2,20,59,335 as interest, sinking funds, charges, etc., for loans raised for water work, Rs. 12,74,237 for proportionate charges for a General Superintendence and Revenue Collection and Rs. 3,23,012 for provident Fund and Pension Charges, the total revenue derived from Water Works was Rs. 3,64,71,835, the excess of income over expenditure being Rs. 64,85,154.

(b) Loan Fund.—The total expenditure incurred during the year out of Loan Funds Fund was Rs. 85,52,963.

R. V. ABREU,
B.Sc.; B.E. (Civil), M.I.E. (India),
Hydraulic Engineer,
Bombay Municipal Corporation.

APPENDIX I

(Vide Para No. 1)

Statistics of the Lakes for 1960-61.

Serial No.	Particulars.	Tansa.	Vehar.	Tulsi.	Powai.	Vaitarna.
1	Distance from Bombay (Town Hall) in miles by road	66	18	22	17	74
2	Water spread at full supply level in square miles	7.38	2.81	0.52	0.86	3.3
3	Total catchment area in square miles	52.50	7.32	2.61	2.58	174.00
4	Total rain fall in centimetres	188.03	197.73	272.21	200.50	264.92
5	Average rain fall of the preceeding 5 years	326.77	332.25	376.37	365.63	373.04
6	Number of wet days	97	95	95	92	104
7	Fluctuation in rainfall as compared with average of preceding 5 years	-138.74	-134.52	-104.16	-165.13	-108.12
8	(a) Number of days in which rainfall was between 1" and 2"	8	10	12	13	13
	(b) Number of days in which rainfall was between 2" and 3"	4	8	10	7	4
	(c) Number of days in which rainfall exceeded 3"	7	6	9	6	11
9	Maximum rainfall in centimetres	18.36	12.95	22.98	12.31	21.41
10	Date of maximum rainfall	2-7-60	26-7-60	26-7-60	28-7-60	2-7-60
11	The lake commenced to overflow when the rainfall amounted to centimetres	123.90	not overflowed	203.83	157.55	108.30
12	Date on which the lake started overflowing	28-7-60	do.	6-8-60	6-8-60	4-7-60
13	Number of days the lake overflowed	18	do.	27	37	89
14	Number of times the lake overflowed	10	do.	1	2	2
15	Quantity of water that overflowed over the waste-weir in mega litres	44,443	do.	2,843	10,304	6,21,542
16	Quantity of water overflowed equivalent to number of days of supply to Greater Bombay	49	do.	3	...	691
17	Full supply level of the lake in Town Hall Datum	422.00	264.70	456.60	195.00	535.00
18	Total Contents of the lake at full supply level in mega litres	1,84,838	41,464	10,428	5,455	2,05,250
19	Highest level reached during the year in T.H.D.	422.00	256.90	457.16	195.40	535.53
20	Date on which the highest level was reached	18-8-60	28-8-60	19-8-60	27-7-60	16-7-60
21	Levels of the lowest outlets	375.00	230.50	397.75	...	416.88
22	Contents above the lowest outlet in mega litres when the lakes are full.	1,86,842	41,505	10,428	...	1,80,293
23	Lowest level reached during the year in T.H.D.	406.31	244.76	434.40	183.54	448.10
24	Date on which the lowest level was reached	11-3-60	22-5-60	13-5-60	23-5-60	16-5-60
25	Contents of the lake at the lowest level reached in mega litres	1,02,884	13,447	3,300	1,141	26,198
26	Lake level on 1st October 1960	420.35	255.55	455.40	194.95	535.25
27	Drawable contents of the lakes on 1st October 1960	1,50,635	24,804	7,555	...	1,50,062
28	Contents of the lake at lowest drawable levels in mega litres	24,562	773	2,382	...	24,957
29	Useful storage carried over for the next year	78,322	10,206	918	...	1,241
30	Quantity of water required to fill up the lakes, to full supply level from the lowest level reached, in mega litres	81,954	28,017	7,128	4,314	1,79,052
31	Percentage run off into the lake from the catchment as per rainfall registered at the lake	60.89	43.10	47.60	...	65.60
32	Quantity of water brought into the City and Suburbs Including Extended Suburbs during the year in mega litres	2,89,404	33,628	6,040
33	Average quantity of water brought into the City and Suburbs Including Extended Suburbs per day in mega litres	793.35	92.54	198.32
34	Total loss of water due to evaporation, leakage and absorption in mega litres during the dry-period of 7 months	56,124	3,487	2,896	...	8,028
35	Average loss of water per day due to evaporation and other losses during the dry months in mega litres	264.57	16.36	13.63	...	37.86
36	Total loss of water due to evaporation only in mega litres for 7 dry months of the year.	18,344.49	3,317.40	836.85	...	6,336.45
37	Average loss of water per day due to evaporation only in mega litres for the 7 dry months of the year.	86.53	15.64	3.94	...	29.88

APPENDIX No. IA.

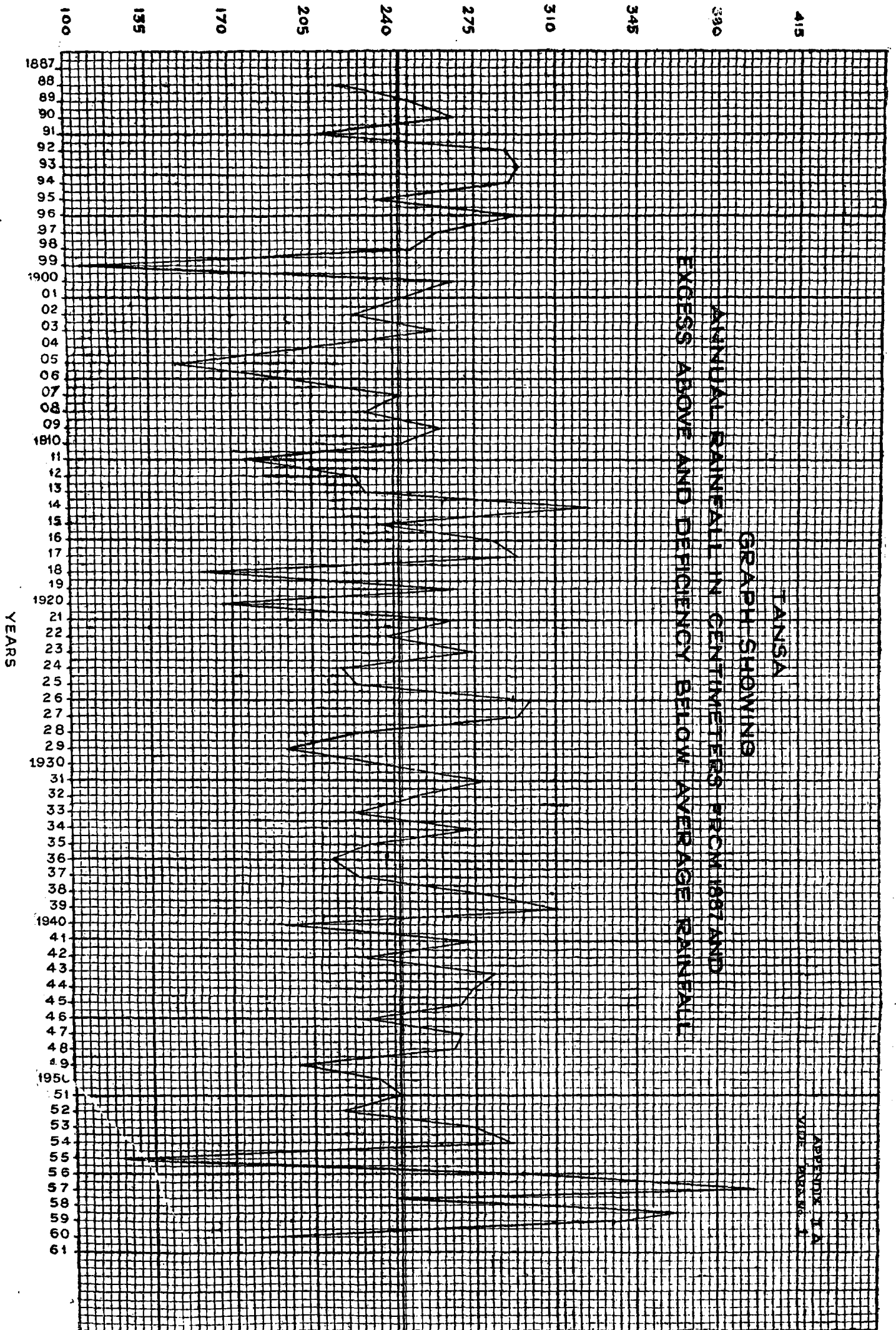
(Vide Para 1.)

Month.	Evaporation in feet.				Evaporation in Mega Litres.				
	Tansa.	Vehar.	Tulsi.	Vaitarna.	Tansa.	Vehar.	Tulsi.	Vaitarna.	
1960 :									
April	...	0.647	0.422	0.482	0.771	3,369.18	540.73	137.91	1,092.61
May	...	0.634	0.551	0.512	0.621	3,234.80	664.34	134.46	786.08
June	}	Not recorded.				Not recorded.			
July									
August									
September									
October	}	Not recorded.				Not recorded.			
November	...	0.119	0.330	0.372	0.331	705.93	446.04	139.37	1,138.39
December	...	0.494	0.341	0.371	0.371	4,744.42	435.13	129.96	800.17
1961 :									
January	...	0.405	0.359	0.321	0.304	2,101.63	432.95	100.96	794.80
February	...	0.325	0.294	0.308	0.367	1,564.15	333.21	92.73	734.98
March	...	0.202	0.438	0.403	0.665	2,624.38	465.00	101.46	989.42
Total	...	2,826	2,735	2,769	3,430	18,344.49	3,317.40	836.85	6,336.45

Grand Total : ... 28,835.19 Mega Litres in dry season,

136.01 Mega Litres per day.

RAINFALL IN CENTIMETERS

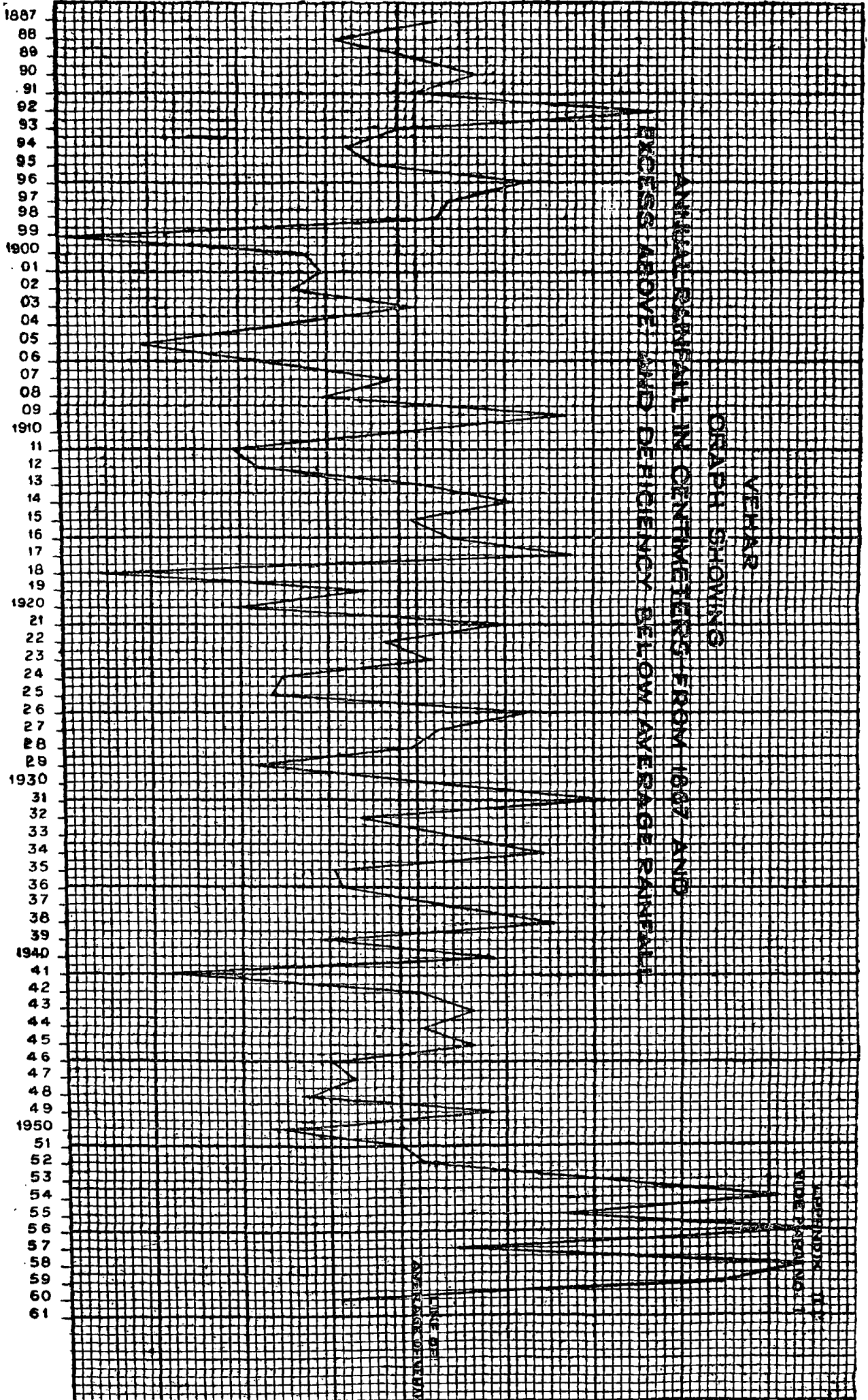


FANSA
ANNUAL RAINFALL IN CENTIMETERS FROM 1887 AND
EXCESS ABOVE AND DEFICIENCY BELOW AVERAGE RAINFALL

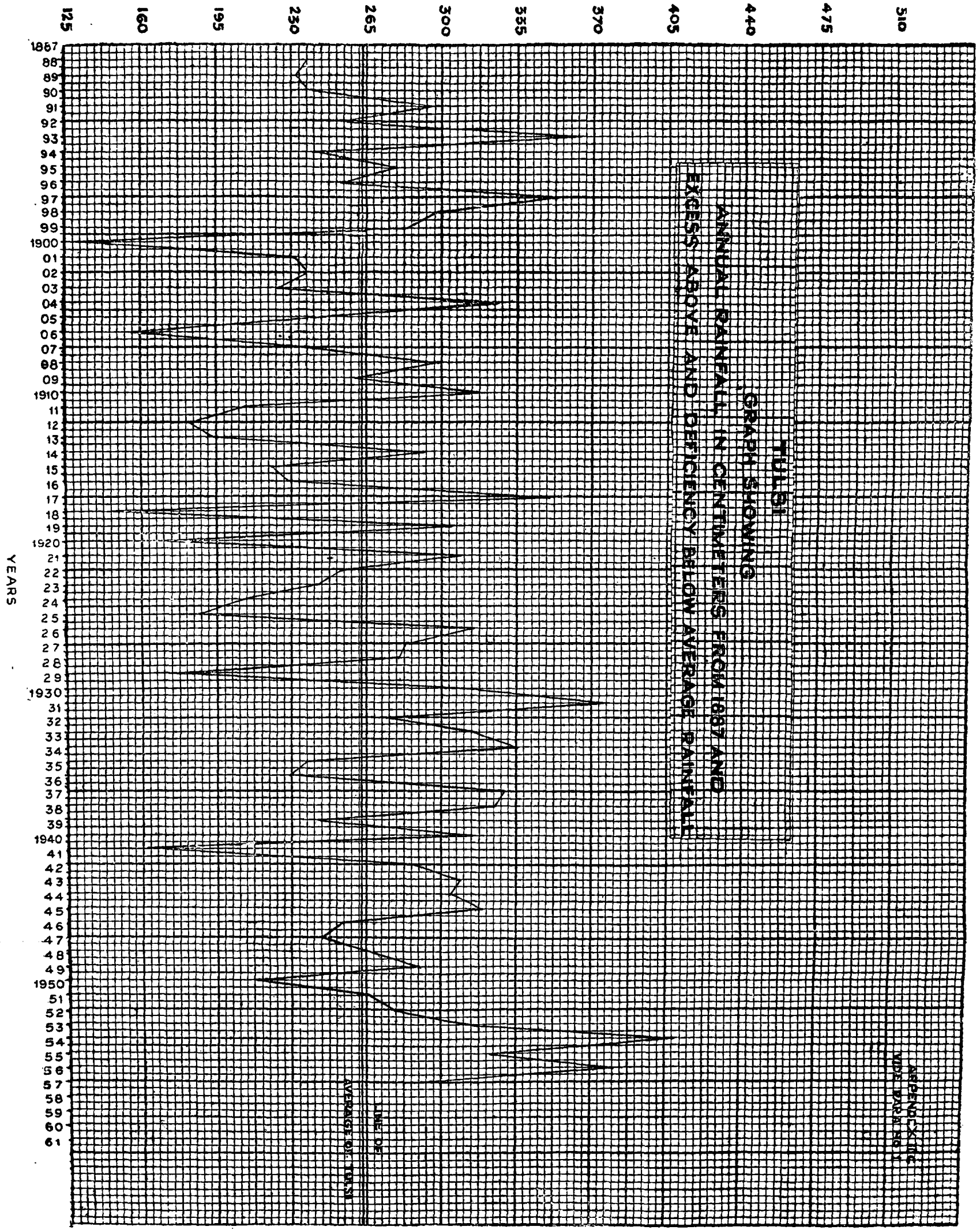
APPENDIX I
WATER RESOURCES

RAINFALL IN CENTIMETERS

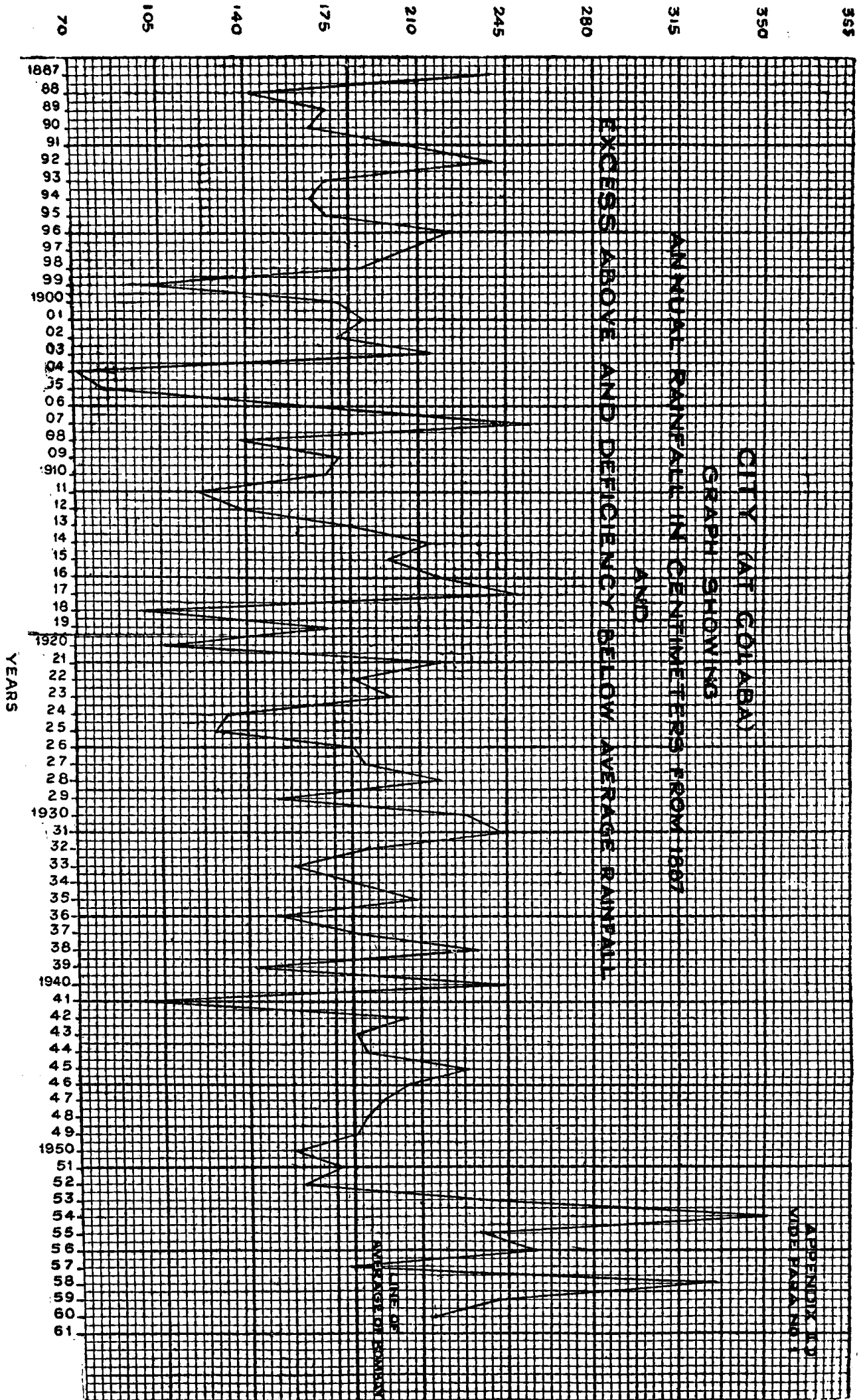
405
370
335
300
265
230
195
160
125
90



TULSI
GRAPH SHOWING
ANNUAL RAINFALL IN CENTIMETERS FROM 1887 AND
EXCESS ABOVE AND DEFICIENCY BELOW AVERAGE RAINFALL



RAINFALL IN CENTIMETERS



VAITARNA

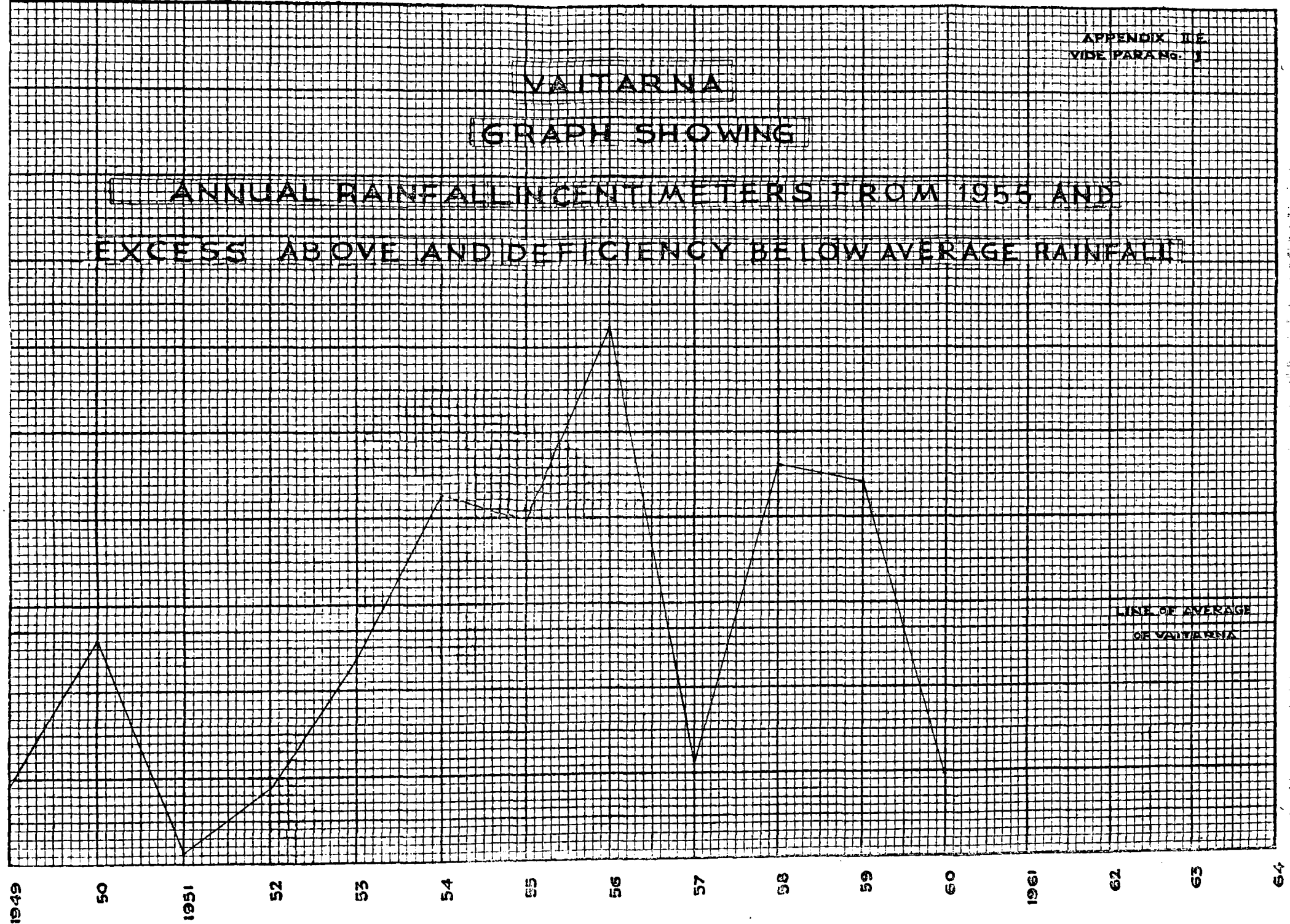
GRAPH SHOWING

ANNUAL RAINFALL IN CENTIMETERS FROM 1955 AND
EXCESS ABOVE AND DEFICIENCY BELOW AVERAGE RAINFALL

545
510
475
440
405
370
335
300
265
230

1949
50
1951
52
53
54
55
56
57
58
59
60
1961
62
63
64











LINE OF AVERAGE
OF VAITARNA

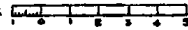


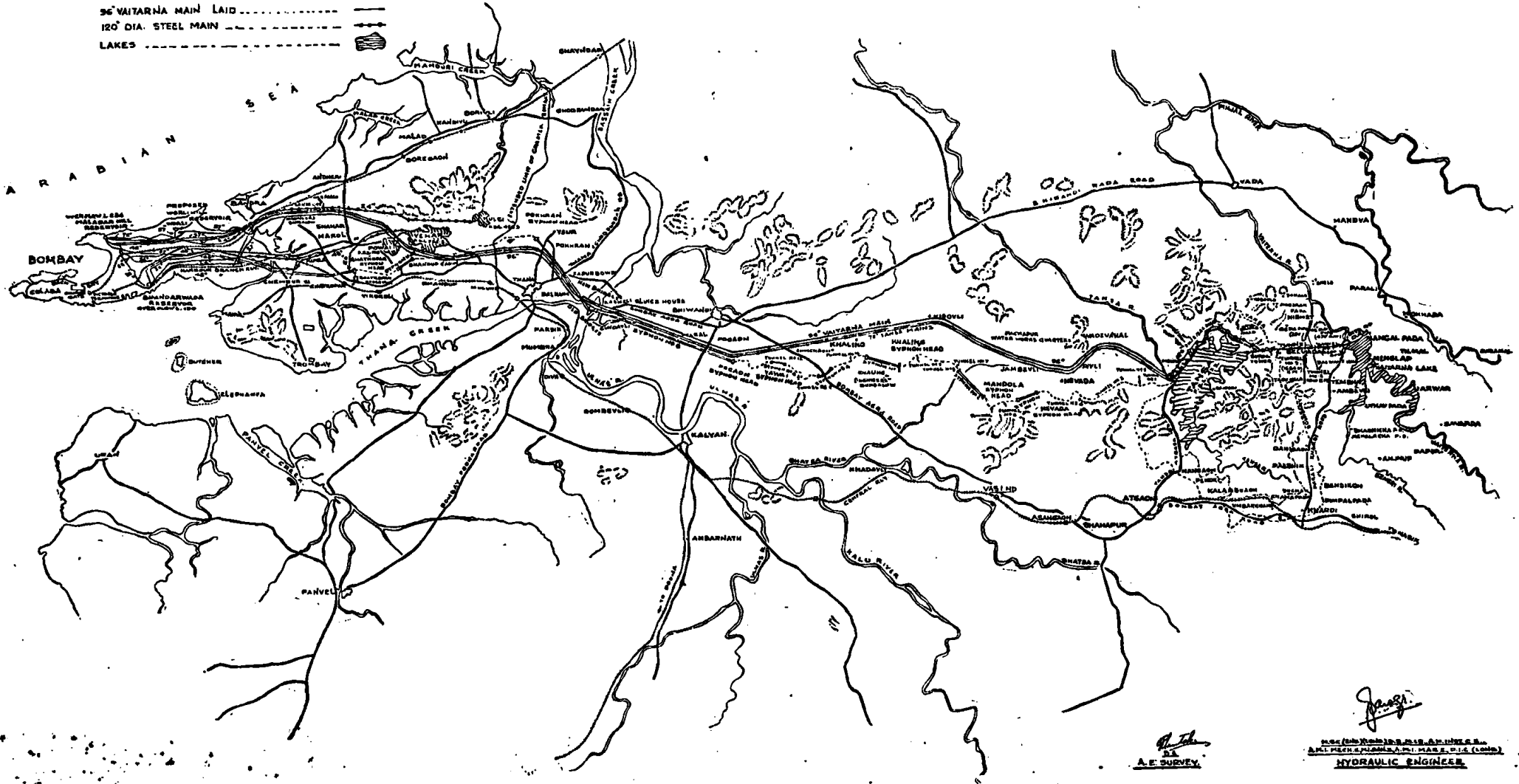

WATER SUPPLY WORKS OF THE BOMBAY MUNICIPAL CORPORATION

DRAWING NO. **HE/1159**
18-7-22

NOTES:-


- 2-72" TAMSA MAINS SHOWN THUS: 
- MASONRY DUCT & SYPHON LINE 
- 48" VEHAR MAIN 
- 24" TULSI MAIN 
- HORSE SHOE SECTION (83 1/2 FT) TUNNEL 
- TAMSA BELNALA ROAD 
- EXISTING ROADS 
- 36" VAITARNA MAIN LAID 
- 120" DIA. STEEL MAIN 
- LAKES 

SCALE 
MILES



[Signature]
A.E. SURVEY

[Signature]
M. S. RAMANUJAM, B.Sc. (HONS.),
M.T. TECH. & CIVIL ENGRG. (MADRAS),
HYDRAULIC ENGINEER



- 1.10
- 1.28
- 1.47
- 1.63
- .73
- .03
- .34
- .56
- 1.35
- 1.21
- 1.33
- 2.20
- 1.38
- 4.91
- 3.19
- 1.45
- 4.95
- 3.17
- 8.58
- 4.73
- 1.82
- 1.09
- 1.20
- .54
- 3.40
- .57
- .00
- .97
- 1.50
- .20
- .50
- .90
- .00
- .60
- .20
- .50
- .80
- .20

APPENDIX IV

(Vide Para No. 4)

Supply Statistics (1960-61).

(1) Quantity of water supplied to the Greater Bombay during the year in Mega Litres	3,33,817.10
(2) Quantity of water supplied to the city proper during the year in Mega Litres	2,68,400.28
(3) Quantity of water supplied to the Greater Bombay during the previous year in Mega Litres	3,13,268.47
(4) Increase over the previous year's supply in Greater Bombay in Mega Litres	20,548.63
(5) Quantity of water supplied to the Thana Municipality, Nowpada and Kopri Colony in Mega Litres not included in Item 1 above.	2,510.73
(6) Total quantity of water supplied to all concerns outside the limits of Greater Bombay in Mega Litres including Item No. 5 above	4,430.03
(7) Average daily supply during the year in Mega Litres to City proper	735.34
(8) Average daily supply during the year in Mega Litres to Greater Bombay	914.56
(9) Average daily supply during the previous year in Mega Litres to Greater Bombay	856.35
(10) Increase over previous year's average daily supply in Mega Litres to Greater Bombay ...	58.21
(11) Population of the City as per Census Report of 1961	27,69,133
(12) Population of the Suburbs as per Census Report of 1961	10,50,220
(13) Population of the Extended Suburbs as per Census Report of 1961	3,27,138
(14) Population of Greater Bombay as per Census Report of 1961	41,46,491
(15) The maximum supply per day during the year in Mega Litres on 18th December 1960 ...	929.19
(16) The minimum total supply per day during the year in Mega Litres on 7th Sept 1960 ...	806.45
(17) Total quantity conveyed by the two 72" and 96" mains during the year in Mega Litres ...	2,69,434.95
(18) Average quantity of water conveyed daily by the two 72" and 96" mains in Mega Litres ..	738.17
(19) Total quantity of water conveyed by the Duct during the year in Mega Litres	19,968.58
(20) Average quantity of water conveyed daily by the Duct in Mega Litres	54.73
(21) Total quantity of water conveyed by the 48" Vehar main during the year in Mega Litres from Vehar Lake	33,627.82
(22) Average quantity of water conveyed by the 48" Vehar main in Mega Litres from Vehar Lake	92.09
(23) Total quantity of water conveyed by the 24" Tulsi Main during the year in Mega Litres ...	6,040.20
(24) Average quantity of water conveyed daily by the 24" Tulsi Main during the year in Mega Litres	16.54
(25) Quantity of water supplied in Mega Litres for domestic purposes during the year to the city	1,76,488.40
(26) Quantity of water supplied in Mega Litres for domestic purposes during the year to the Suburbs	25,725.57
(27) Quantity of water supplied in Mega Litres for domestic purposes during the year to Extended Suburbs	3,646.00
(28) Quantity of water supplied in Mega Litres for domestic purposes during the year to Greater Bombay	2,05,859.97
(29) Average quantity of water in Litres supplied for domestic purposes per head per day to the city	174.50
(30) Average quantity of water in Litres supplied for domestic purposes per head per day to Suburbs	67.20
(31) Average quantity of water in Litres supplied for domestic purposes per head per day to Extended Suburbs	30.50
(32) Average quantity of water in Litres supplied for domestic purposes per head per day to Greater Bombay.	135.90
(33) Average daily supply for all purposes in Litres per head per day to the city	265.00
(34) Average daily supply for all purposes in Litres per head per day for Suburbs	142.60
(35) Average daily supply for all purposes in Litres per head per day for Extended Suburbs ...	88.20
(36) Average daily supply for all purposes in Litres per head per day for Greater Bombay ...	220.50
(37) Percentage of water supplied for domestic purposes to total supply in Greater Bombay ...	61.80
(38) Percentage of water supplied for other purposes to total supply in Greater Bombay	38.20

APPENDIX V (Vide Para. No. 4)

Statement showing the quantity of Municipal water used for different purposes during the year 1960-61 :—

Serial No.	Particulars.	Quantity in Mega Litres.	Percentage.	Remarks.	
1	Milch Cattle Stables	75.24	0.025	Metered.	
2	Other Stables	57.71	0.210	"	
3	Textile Mills	19,089.62	7.10	"	
4	Dyeing, Printing and Bleaching Mills	2,735.72	1.017	"	
5	Gymkhanas, Playgrounds etc.	340.60	0.125	"	
6	Race Course	139.37	0.052	"	
7	Industries	9,531.13	3.54	"	
8	Laundries and Dhobighats	1,019.40	0.375	"	
9	Lodging and Boarding Houses	500.13	0.185	"	
10	Hotels	680.40	0.253	"	
11	Restaurants	2,282.35	0.85	"	
12	Flour Mills	69.60	0.026	"	
13	Private Hospitals	139.58	0.052	"	
14	Railways	3,932.19	1.46	"	
15	Bombay Port Trust	7,923.97	2.95	"	
16	Private Markets	246.80	0.092	"	
17	Bakeries	139.11	0.052	"	
18	B.E.S. & T. Undertaking Properties	417.15	0.155	"	
19	Municipal Dhobighats	434.69	0.162	"	
20	Cultivating lands	3.18	0.001	"	
21	Construction Works (Metered)	106.63	0.043	"	
22	Do. (Unmetered)	1,145.00	0.425	Unmetered.	
Total Supply for non-domestic purposes.		51,009.57	19.150		
23	Fire Purposes	15.10	0.006	Unmetered.	
24	Municipal Construction Works	80.50	0.030	"	
25	Road watering and cleaning and flushing gullies	546.66	0.204	"	
Total supply for Public Purposes		642.26	0.240		
26	Domestic supply to City—			Per Capita consumption for domestic purposes is 174.50 Litres per head per day.	
	(a) Metered	37,501.895	1,76,488.405		65.61
	(b) Unmetered	1,38,986.51	40,260.045		15.00
27	Leakage (estimated)				
Total quantity of Water supplied to the City :		2,68,400.28	100.00	Per cent.	
<i>Suburbs—</i>					
	(a) Domestic	25,725.57	45,500.48	46.80	Per Capita consumption for domestic purposes is 67.20 Litres per day.
	(b) Non-domestic	19,774.91			
	(c) Unaccountable loss such as leakages, bursts, dewatering of mains during construction and repairs works, unauthorised use of fire hydrants and fire fighting.	9,378.31	17.00		
Total quantity of Water Supplied to Suburbs		54,878.79	100.00	Per cent.	
<i>Extended Suburbs—</i>					
	(a) Domestic	3,646.00	8,685.00	34.70	Per Capita consumption for domestic purposes is 30.50 Litres per head per day.
	(b) Non-domestic	5,039.00			
	(c) Unaccountable loss such as leakages, bursts, dewatering of mains during construction and repairs works, unauthorised use of fire hydrants and fire fighting.	1,853.00	17.50		
Total quantity of water supplied to the Extended Suburbs.		10,538.00	100	Per cent.	
Total quantity of water supplied to the Extended Suburbs.		3,33,817.10	...		

Note:—The total quantity of water supplied to the City suburbs and Extended Suburbs i.e., Greater Bombay was 3,33,817.10 Mega Litres.

APPENDIX VI (Vide Para. No. 6a)

Details of the Hydraulic Gates in the Head Works Division:—

Place.	Where fitted.	Nos.	Type.	Size.	Max. head of operation.	Max. water passed.
Vaitarna ..	Spillway	.. 4	Tainter gates (electrically operated).	40'×26'	26.5 ft.	2,00,000 cusecs of 8 gates together at 540.50 T.H.D.
Do. ..	Do.	.. 4	Tainter gates (Buoyancy operated).	Do.	25.40 ft.	Do.
Do. ..	Under Sluices	.. 2	Stoney gates (main).	15'-6"×6'-6"	167'-0"	5,000 cusecs each.
Do. ..	Do.	.. 1	Circulating rollers type.	19'-6"×6'-6"	Balance load operation.	Do.
Do. ..	Intake Tower Tower	.. 1	Stoney gate.	13'-0"×6'-6"
Do. ..	Do.	.. 1	Circulating rollers type.	16'-6"×6'-5½"	Balance load operation.	..
Belnalla ..	Bifurcation chamber...	2	Do.	13'-11½"×7'-6"	Do.	..
Tansa.	Automatic Shutters (with concrete counterweights) spillway.	38	Automatic shutters.	50'×4'	4 ft.	33,000 cusecs at 422.25 T.H.D.

APPENDIX VII (Vide Para No. 6c)

Details of the Plants, Machinery and Tools in the Head Works Division:—

Serial	Category.	Vaitarna Nos.	Tansa Nos.
1	Petrol Truck	.. 1	..
2	Jeep	.. 1	..
3	Tunnel Inspection Vehicle	.. 1	..
4	Garage Compressor	.. 1	..
5	Portable Welding Transformer	.. 1	..
6	Out Board Petrol Engines	.. 2	3
7	Inboard Diesel Engine	1
8	Chlorination and Filtration Plant	.. 1	..
9	Motor Cycle	.. 1	..
10	Electrically driven pumping units	.. 5	..
11	Diesel driven pumping unit	1
12	Work-shop	.. 1	1
13	Power House	.. 1	1
14	Control Tower	.. 1	..
15	110 Volts D. C. Diesel Generating Set	1
16	G. M. C. Diesel Generating set	1
17	G. M. C. Road Roller (Diesel)	.. 1	..

APPENDIX VIII (Vide Para No. 6e & 7(d))

Particulars of Structures maintained by Head Works Division:—

Category.	VAITARNA.			TANSA.		
	Permanent.	Semi-Permanent	G. I. Sheets Chawls.	Permanent.	Karvi Chawls.	
Office Buildings	3	4	2	..
Bungalows	4	..	3	..
Health Resort Quarters	10
Staff Quarters	29	5	9	9
Garage and Work-shop	1	2	..
Power House	..	1	2	..
Control Tower	..	1
Pump House	..	1	1	..
Intake Tower	..	1
Bifurcation Chamber	..	1
Miscellaneous	8	3	13	..
	5	54	13	32	9	

APPENDIX IX (*Vide* Para No. 7b & 11)*Statistics of trunk mains, embankments, culverts and bridges etc. :-*

	Head Works Division.		Outside City Division. (Miles).	Total. (Miles).
	Vaitarna. (Miles).	Tansa. (Miles).		
1. Length of steel mains ..	.19	30.00	139.00	169.19
2. Length of C.I. Mains	48.25	48.25
3. Length of masonry duct	7.50	15.75	23.25
4. Length of tunnels ..	3.88	1.89	1.97	7.74
5. Length of embankment	10.00	108.00	118.00
6. Length of trolley track	10.00	71.50	81.50
7. Bridges and Culverts ..	2 Nos.	54 Nos.	309 Nos.	365 Nos.

APPENDIX X (*Vide* Para No. 13).*Plants, Machinery and Tools in the Outside City Division.*

(1) Petrol driven motor trolley	... 11 Nos.
(2) Diesel Locomotives	... 2 Nos.
(3) Petrol Truck	... 1 No.
(4) Jeep	... 1 No.
(5) Portable Arc Welding Sets	... 2 Nos.
(6) Portable Compressor Units	... 3 Nos.
(7) Portable Welding Transformer	... 1 No.
(8) Portable 6" Pumping Unit	... 1 No.
(9) Portable 2" Pumping Unit	... 2 No.
(10) Portable Concrete Mixer	... 3 Nos.
(11) 110 Volts D. C. Generating Set at Vehar.	... 1 No.
(12) Outboard Petrol Engine	... 4 Nos.
(13) Venturi Meters A. M. Type	... 10 Nos.
(14) Inboard Petrol Engines	... 1 No.
(15) Pump House, Vehar	... 1 No.
(16) Chlorination Plant	... 3 Nos.
(17) Portable Lighting Set	... 1 No.

APPENDIX XI (*Vide* Para No. 15).*Particulars of Structures maintained in the Outside City Division.*

(1) Inspectors' Bungalows, and Pavilions etc.	... 14
(2) Staff Quarters	... 11
(3) Labour Chawls	... 54
() Office Buildings	... 3
(5) Cabins	... 6
(6) Sluice Houses	... 19
(7) Stores and Workshops	... 39
(8) Venturi Houses	... 4
(9) Chlorination Plants	... 3
(10) Filtration House	... 1
(11) Pump and Engine Houses	... 6
(12) Garages	... 9
(13) Linemen's and Watchmen's Cabins	... 27
(14) Welfare Centre at Cross Connection	... 1
Total	... 197

APPENDIX XII. (Vide Para. No. 15)

*List of Extraordinary repairs and New Works***A—Extraordinary Repairs.**

- (1) Patch-plating of leaks on steel mains in Outside City Division.
- (2) Regrading of 48" and 50" Syphon mains in Jmboli and Kasheli Division.
- (3) Strengthening the Expansion Joints in Outside City Division.
- (4) Reconstruction of side wall of swimming pool at Vihar Garden.

B—New Works.

- (1) Providing W. C. Block in Powai Park.
- (2) Providing 12" Hume Pipe drain at Mile 18/0 from Chinchavli to a culvert.
- (3) Providing dry stone pitching for the portion of Vihar hill near intake tower.

APPENDIX XIII (Vide Page No. 21)

List of Bursts during 1960-61.

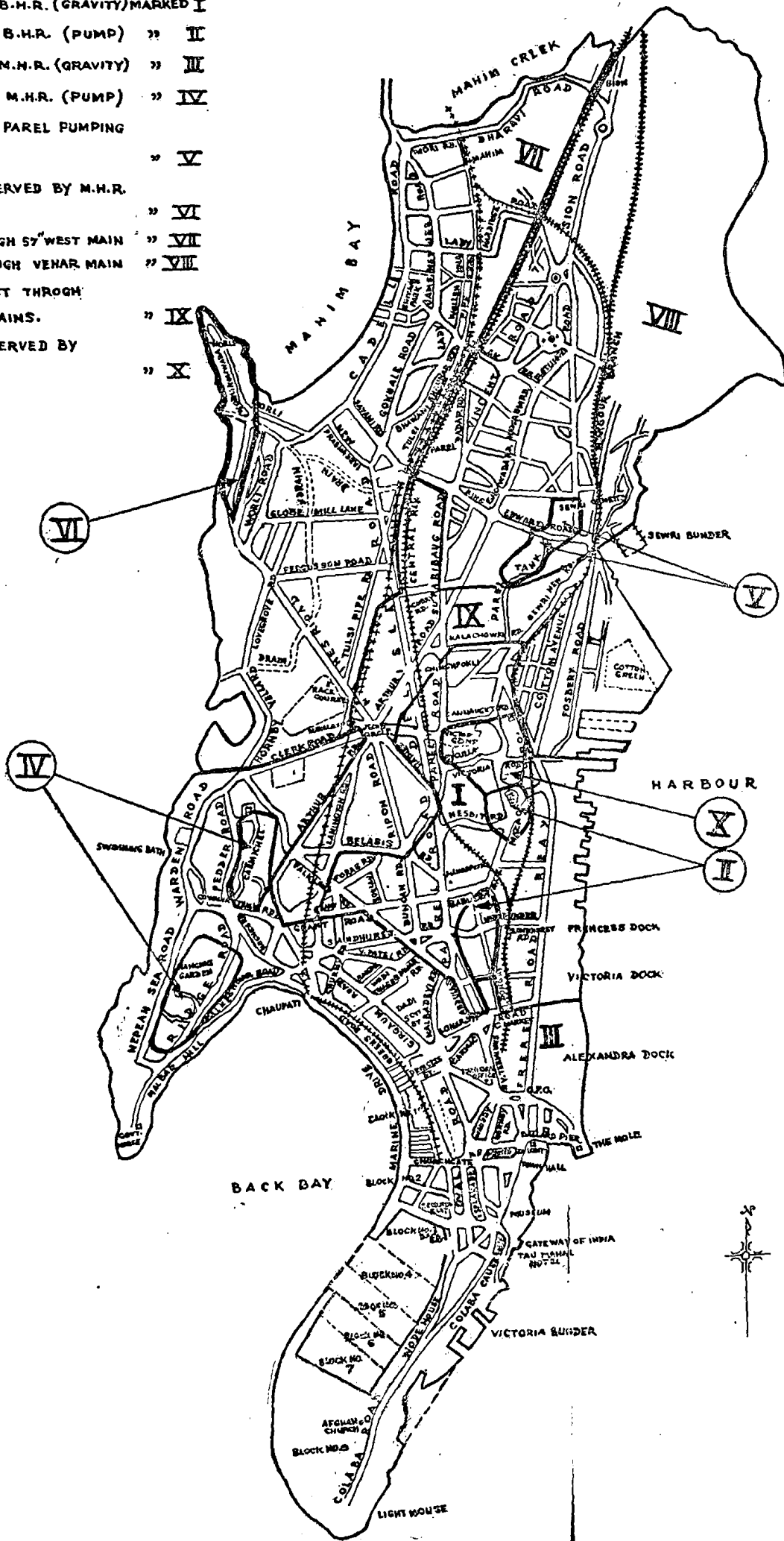
Serial No.	Size of Main	Locality	Date
1	6"	Sewri Cross Road	6-4-1960
2	6"	Sewri Cross Road	8-4-1960
3	5"	Lamington Road	10-4-1960
4	6"	Colaba Road	12-4-1960
5	3"	Gowalia Tank Maidan	15-4-1960
6	6"	Lamington Road	20-4-1960
7	3"	Sholapur Street junction Frere Road	21-4-1960
8	6"	Lamington Road	21-4-1960
9	3"	Champa Gully	3-5-1960
10	4"	Clerk Road junction Hay Stack Road	14-5-1960
11	3"	Frere Road	18-5-1960
12	6"	Lamington Road	20-5-1960
13	5"	Lamington Road	21-5-1960
14	9	Frere Road	24-5-1960
15	8"	Clerk Road	24-5-1960
16	5"	Madhavrao Rokde Road	1-6-1960
17	9"	Lamington Road	3-6-1960
18	3"	Lamington Road	4-6-1960
19	5"	Lamington Road	8-6-1960
20	3"	Lamington Road	9-6-1960
21	3"	Lamington Road	15-6-1960
22	3"	Homji Street	20-6-1960
23	3"	Warden Road junction Nepean Sea Road	24-6-1960
24	4"	Mazagaon Road	29-6-1960
25	24"	Clerk Road	22-7-1960
26	3"	Frere Road	25-7-1960
27	12"	Dr. Viegas Street	27-7-1960
28	4"	Clerk Road	13-8-1960
29	6"	Tulsi Pipe Road	17-8-1960
30	5"	Dr. Annie Besant Road	20-8-1960
31	6"	Sewri Wadala Estate Road No. 9	1-9-1960
32	6"	Love Lane	22-9-1960
33	3"	Argyle Lane	7-10-1960

Serial No.	Size of Main	Locality	Date
34	6"	Warden Road	... 17-10-1960
35	9"	British Hotel Lane	... 18-0-1961
36	6"	Colaba Military Camp	... 21-10-1960
37	3"	Kalbadevi Road	... 25-10-1960
38	6"	Babasaheb Ambedkar Road	... 26-10-1960
39	5"	Bruce Street	... 11-11-1960
40	4"	Lamington Road	... 21-11-1960
41	6"	Bapu Khote Street	... 1-12-1960
42	3"	Banaji Street	... 9-12-1960
43	6"	Trinity Street	... 10-12-1960
44	6"	Trinity Street	... 11-12-1960
45	3"	B. D. D. Chawl, Worli	... 19-12-1960
46	4"	Wadi Bunder Road	... 22-12-1960
47	9"	Colaba Cuffe Parade	... 29-12-1960
48	3"	Reay Road	... 31-12-1960
49	4"	Lamington Road	... 2-1-1961
50	9"	Lamington Road	... 2-1-1961
51	3"	Sheikh Memon Street	... 2-1-1961
52	9"	Connought Road	... 2-1-1961
53	3"	Colaba Road	... 7-1-1961
54	9"	Grant Road;	... 12-1-1961
55	3"	Khotachi Wadi	... 12-1-1961
56	4"	Colaba Road	... 19-1-1961
57	4"	Lamington Road	... 21-1-1961
58	4"	Lamington Road	... 27-1-1961
59	12"	Bhuleshwar Road	... 1-2-1961
60	4"	Lamington Road	... 2-2-1961
61	5"	Sheikh Memon Street	... 3-2-1961
62	3"	Victoria Garden Road	... 3-2-1961
63	4"	Lamington Road	... 7-2-1961
64	4"	Forbes Street	... 8-2-1961
65	3"	Reay Road	... 8-2-1961
66	4"	Lamington Road	... 11-2-1961
67	4"	Lamington Road	... 14-2-1961
68	4"	Lamington Road	... 15-2-1961
69	16"	Warden Road	... 16-2-1961
70	4"	Lamington Road	... 16-2-1961
71	4"	Lamington Road	... 17-2-1961
72	3"	Bapty Road	... 17-2-1961
73	9"	Colaba Cuffe Parade	... 20-2-1961
74	12"	Warden Road	... 20-2-1961
75	4"	Lamington Road	... 2-3-1961
76	3"	Warden Road	... 4-3-1961
77	3"	Ray Road	... 10-3-1961
78	9"	Vincent Road	... 14-3-1961
79	5"	Rafi Ahmed Kidwai Road	... 16-3-1961
80	3"	Colaba Causeway	... 18-3-1961
81	6"	Frere Road near Princess Dock	... 22-3-1961
82	3"	Dharavi Jasmine Mill	... 27-3-1961
83	4"	Lamington Road	... 29-3-1961

ZONES OF WATER SUPPLY

APPENDIX XVII
(VIDE PARA NO. 41)

- 1) AREA SERVED BY B.H.R. (GRAVITY) MARKED I
- 2) AREA SERVED BY B.H.R. (PUMP) " II
- 3) AREA SERVED BY M.H.R. (GRAVITY) " III
- 4) AREA SERVED BY M.H.R. (PUMP) " IV
- 5) AREA SERVED BY PAREL PUMPING STATION. " V
- 6) HIGH LEVEL AREA SERVED BY M.H.R. INLET. " VI
- 7) G WARD DIRECT THROUGH 57" WEST MAIN " VII
- 8) F WARD DIRECT THROUGH VENAR MAIN " VIII
- 9) AREA SERVED DIRECT THROUGH 48" OLD TANSA MAINS. " IX
- 10) HIGH LEVEL AREA SERVED BY B.H.R. INLET. " X



APPENDIX XIV (*vide Para. No. 23*)*Details of consumers' Pipes Cleaned in F Ward during the year 1960-61 :-*

Size of Connections.	No. of Connections cleaned.	Length of pipes cleaned in metres
1/2"	169	12,543
3/4"	269	12,390
1"	124	6,021
1 1/4"	29	1,279
1 1/2"	11	320
2"	3	273
Total ...	605	32,826

APPENDIX XV (*vide para. No. 24*)*Details of Communicating Pipes cleaned in F Ward during the year 1960-61 :-*

Size of Connections.	No. of Connections.		
	Full of Shells and Moss Incurstation.	Connections found broken	Total
1/2"	745	50	795
3/4"	1,483	47	1,530
1"	862	16	878
1 1/4"	217	3	220
1 1/2"	98	2	100
2"	19	...	19
Total ...	3,424	118	3,542

APPENDIX XVI (*vide para. No. 34*)*Particulars of Municipal meters in the City :-*

Size of meters.	Nos.
1/2"	5,000
3/4"	2,624
1"	1,856
1 1/4"	1,472
2"	1,302
3"	364
4"	302
6"	74
8"	59
12"	4
Total:	13,057

APPENDIX XVIII.—(Vide Para No. 42).

Hours of Supply in different localities

(All timings indicated in Indian Standard Time).

Serial No.	Locality.	Wards.	Hours of Supply.
No.			
1	Colaba and Fort Areas	A	4-00 A.M. to 7-00 A.M. 8-00 P.M. to 10-00 P.M.
2	Colaba and Fort Partial Supply Dongri	B(part)	6-30 P.M. to 8-00 P.M. 4-00 A.M. to 7-30 A.M. 7-00 P.M. to 10-00 P.M.
3	Areas served by Malabar Hill except Colaba and Fort, and Bhandarwada Hill Reservoir except Dongri, Mazagaon and Nesbit Road	B, C and part D and E Wards.	4-30 A.M. to 7-00 A.M. 7-30 P.M. to 10-00 P.M.
4	Siri Road and part of Walkeshwar Road	D (part)	5-00 A.M. to 10-00 A.M. 6-00 P.M. to 10-00 P.M.
5	Gibbs Road and Ridge Road (Pump Supply)	Do.	4-00 A.M. to 7-30 A.M. 5-00 P.M. to 6-30 P.M.
6	Walkeshwar Road : Syphon Supply Pump Supply Syphon Pump	Do.	7-30 A.M. to 5-00 P.M. 5-00 P.M. to 6-30 P.M. 6-30 P.M. to 11-00 P.M. 11-00 P.M. to 7-30 A.M.
7	Gowalia Tank Raghavji Road and Forjett Hill (Pump Supply)	Do.	6-30 P.M. to 2-30 A.M. 6-30 A.M. to 10-30 A.M.
8	Warden Road and Peddar Road (Direct Supply)	Do.	6-30 P.M. to 7-30 A.M.
9	Napean See Road (Partial Supply)	Do.	7-00 P.M. to 7-30 A.M. 5-00 P.M. to 7-00 P.M.
10	Mazagaon Area (Pump Supply)	E	4-30 A.M. to 7-30 A.M. 2-00 P.M. to 7-00 P.M.
11	Nesbit Road	E	6-00 P.M. to 10-00 P.M. 4-00 A.M. to 7-30 A.M.
12	F Ward Elevated Area, Golanji Hill Road (Pump Supply)	F/S Part	4-00 A.M. to 8-00 A.M. 5-00 P.M. to 6-00 P.M. 8-00 P.M. to 10-00 P.M.
13	Parel Tank Road (Pump Supply)	Do.	4-00 A.M. to 8-00 A.M. 6-00 P.M. to 10-00 P.M.
14	F and G (North) Wards (Direct Supply)	F/N and part G.	4-30 A.M. to 7-30 A.M. 7-30 P.M. to 10-00 P.M.
15	Partial supply to F/N Ward including Sion-Matunga and Sewri-Wadala Estates.	F/N	10-00 P. M. to 4-30 A.M.
16	G(South) Ward (Direct Supply)	G/S	4-30 A.M. to 7-30 A.M. 4-00 P.M. to 6-30 P.M.
17	Worli Sea Face and Pochkhanwala Road (Direct Supply)	Part G/s	6-00 P.M. to 7-00 A.M.

APPENDIX XIX (Vide Para. No. 44).

Statement showing short supply complaints in the City (for the last 15 years.)

Months.	1946-47	1947-48	1948-49	1949-50	1950-51	1951-52	1952-53	1953-54	1954-55	1955-56	1956-57	1957-58	1958-59	1959-60	1960-61
April ...	396	440	479	931	1,017	1,145	1,369	1,961	1,726	1,575	1,589	1,320	316	231	255
May ...	335	520	458	1,208	1,390	1,273	1,388	2,067	1,694	1,285	1,777	1,521	242	596	300
June ...	345	610	488	771	1,277	1,385	1,412	1,982	1,621	1,382	1,423	3,159	187	596	258
July ...	365	441	590	1,112	1,311	1,288	1,336	1,834	1,209	1,110	1,136	2,089	242	436	234
August	280	320	569	851	1,143	1,567	1,285	1,797	912	741	980	440	224	305	409
Sept. ...	230	329	682	931	1,143	1,538	1,280	1,695	858	951	852	759	246	308	448
Oct. ...	277	425	730	877	1,400	1,773	1,340	2,245	1,094	1,096	971	1,572	235	275	505
Nov. ...	289	304	593	929	1,448	1,211	1,304	1,819	975	1,003	968	688	222	271	508
Dec. ...	328	351	546	928	1,109	1,175	1,467	2,058	872	1,045	970	1,076	192	345	617
Jan. ...	328	296	488	776	1,286	1,153	1,219	1,924	678	772	1,016	572	242	243	634
Feb. ...	305	296	598	916	1,242	1,206	1,349	1,908	823	970	898	916	179	208	670
March	458	456	728	920	1,322	1,197	1,712	2,127	1,167	1,445	954	824	264	239	531
Total ...	3,927	4,782	6,889	11,150	15,256	15,911	16,461	23,425	13,629	13,375	13,534	14,936	2,791	4,053	5,369

APPENDIX XX (Vide Para. No. 59)

Statistics of works done by the rewashing staff for the year 1960-61

Ward	No. of Re-washing Mukadams.	No. of houses inspected.	No. of taps inspected.	No. of taps re-washed.	Percentage of 5 to 4.	No. of other defects found.
1	2	3	4	5	6	7
'A'	2	3,614	51,633	4,373	8%	130
'B'	2	3,986	22,452	3,123	14%	94
'C'	2	4,941	27,319	4,263	15%	108
'D'	2	3,837	45,075	4,183	9%	11
'E'	2	4,606	37,953	4,327	11%	371
'F'	2	4,035	53,949	5,687	10%	628
'G'	2	4,500	41,976	4,773	11%	548
Total	14	29,519	2,80,357	30,729	10%	1,994

APPENDIX—XXI. (Vide Para 63 & 63e & f)

Statement of water mains laid during 1960-60 for supplementing and expanding the Distribution System.

Serial No.	Nature of Work.	Length laid.					Stand-Post Hydrants	No. of house connections transferred.	Remarks.
		3"	4"	6"	9"	12"			
1	Providing water mains with hydrants in Scheme 57, Sewri Wadala.	832'	Work in progress.
2	Providing Cross Connections and Sluice Valves for adequate Fire services.	109'	Work completed.
3	Laying water mains in Sion Matunga Scheme 6.	1678'	1196'	...	5	20	Work in progress.
4	Laying water mains in the roads of the proposed lay out of the Worli Neighbourhood at Worli.	481'	Work partly completed.
5	Enlarging the existing 6" main in Parel Tank Road to 9".	38'	...	149'	1066'	3'	5	...	Work completed.
6	Enlarging the existing 2" main in Madanpura to 6".	443'	2	...	Work completed.
7	Providing 9" water main behind B. D. D. Chawl between Fergusson Road and Globe Mill Lane.	18'	31'	Work in progress.
8	Laying 12" water main in Ismail Curtey Road and Panjrapole Road.	96'	...	848'	1	...	Work completed.
9	Renewal of water service pipes taken up for permanent construction.	615'	315'	1324'	3	...	Work in progress.
10	Laying 4" main in Khotachi Wadi	90'	219'	2	...	Work completed.
11	Providing 12" feeder main in Wittet Road Ballard Estate.	34'	3	...	Do.
12	Replacing the 4" water main in DeLisle Road by 12" feeder main.	12'	10'	1398'	2	6	Do.
13	Laying 6" Cast Iron in Masjid Bunder Road.	1390'	4	...	Do.
14	Providing Stand Post hydrants in place of underground hydrants.	47	...	Work in progress.
15	Extending 9" main in Abdul Gaffar Road, etc.	1428'	...	3	...	Do.
16	Enlarging and extending the existing 3" main in Public Passage of Morvi Road to 6".	17'	...	343'	2	...	Do.
17	Laying 4" water main in Telang Cross Road.	...	471'	3	8	Work completed.
18	Laying 6" main along Duncan Causeway Road etc.	628'	1	..	Work in progress.
19	Laying 4" main in a Lane off Bhavani Shankar Road.	..	215'	1	12	Work completed.
20	Laying 9" main along Western footpath and 6" Water main along Eastern footpath of Kattrak Road and Matunga Road.	10'	..	1253'	1824'	Work in progress.
21	Work in connection with elimination of pump supply to Parel and Golanjee Hill area.	Work completed.
22	Work in connection with Quality Control of Water Supply in C Ward and part of D Ward.	300'	3300'	9300'	9550'	Work in progress.

APPENDIX—XXII.**(Vide Para 63B)***List of works done on behalf of sister departments during the year 1960-61.*

- 1) Laying a 6" main for 144 tenements at Sewri Cross Road for City Engineer.
- (2) Laying a 6" main for 464 tenements at Sewri Wadala for City Engineer.
- (3) Laying various sizes of mains in Argyle Road in Mandvi Elphinstone Scheme for City Engineer.
- (4) Laying 4" main in Joglekar Wadi at Sion for City Engineer.
- (5) Providing 6" main with 4 branches for 208 tenements at Arthur Road for Assistant Engineer, Housing.
- (6) Diverting 6" water main at construction of 64 tenements at Central Fire Brigade Station at Byculla for City Engineer.
- (7) Diverting 4" water main in Sewri Cross Road for City Engineer.
- (8) Diverting 4" water main in College Gully, Dadar.
- (9) Laying a 4" water main for 112 tenements at Water Street for Assistant Engineer, Housing.
- (10) Laying a 4" water main at the site of construction of 128 tenements at Plot No. 290-C at Sion Koliwada.
- (11) Providing supporting Cast Iron Pipes to stop leaks at joints of 6" water main near Carnac Bridge for City Engineer.

APPENDIX—XXIII.**(Vide para 63-C)***List of works carried out on behalf of Government Bodies and Private parties during 1960-61.*

- (1) Shifting of 4" metered connection at Ballard Pier for Bombay Port Trust.
- (2) Making a 48" × 4" connection for Messrs. Kohinoor Mills at Naigaum Cross Road.
- (3) Making a 12" × 6" connection for Messrs. Apollo Mills at DeLisle Road.
- (4) Making a 3" new connection at Arthur Road for Western Railway.
- (5) Making a 24" × 3" connection for Navjiwan Co-operative Society at Mahim.
- (6) Making a 22" × 3" connection for Divisional Engineer, Western Railway at Dr. Anandrao Nair Road.
- (7) Making a 8" × 3" connection in Clerk Road for Executive Engineer, (Construction), Public Works Department.
- (8) Making a 6" × 4" connection at Victoria Garden Road for Messrs. Richardson and Cruddas Ltd.
- (9) Making a 9" × 6" connection at Kala Chowky and Parel Tank Road for Government Housing Scheme.
- (10) Making a 6" × 3" metered connection for Kingsway Bus Garage for Bombay Electric Supply and Transport Undertaking.
- (11) Making a 9" × 6" connection in 'B' Ward for Bombay Port Trust.
- (12) Making a 24" × 6" connection for Messrs. Sayajee Mills No. 2.
- (13) Making 6" × 3" (2 Nos.) connections at Government Gate Road for Bombay Electric Supply and Transport Undertaking.
- (14) Making a 24" × 3" connection at Tulsi Pipe Road on behalf of Mohamed Yusuf Ansari.
- (15) Making a 9" × 3" connection with 4" Municipal Meter at 66, Walkeshwar Road near Sital Wadi.
- (16) Making a 9" × 3" connection for Messrs. Blue Star Engineer (Private) Ltd. at Altamount Road.
- (17) Making a 6" × 6" connection at Golanjee Hill, Parel for Maharashtra Housing Co-operative Society.
- (18) Lowering and Diverting 5" water main at Wode House Bridge, Colaba for Executive Engineer, Presidency Division.
- (19) Enlarging the existing 2 1/2" to 3" water main in Veer Nariman Road for Maharaja of Baroda.
- (20) Laying a 4" main in Sassoon Dock for Bombay Port Trust.
- (21) Making a 6" × 4" connection for National Peroxide Co. at Sewri Cross Road.
- (22) Making a 24" × 3" connection at Government Gate Road for Messrs Telceom Industries Ltd.
- (23) Making a 32" × 3" connection in Dr. Ambedkar Road for staff quarters, Western Railway.
- (24) Making a 9" × 3" connection at 434 Tulsi Pipe Road, Mia Mohamed Chotani Road.
- (25) Making a 12" × 4" connection for Messrs. Navjivan Co-operative Society at Mori Road.
- (26) Making a 12" × 3" connection at 115, Lady Hardinge Road, Rivoli Cinema, Mahim, for Shri D. C. Shah.
- (27) Making a 24" × 3" connection at Tulsi Pipe Road for Western Railway.
- (28) Making a 12" × 3" connection for Bombay Housing Colony, Cadell Road.
- (29) Making a 12" × 6" connection for Messrs. Godrej Co (Pvt). Ltd., DeLisle Road.

APPENDIX—XXIV.

(Vide para 63d)

Statement showing the corroded main replaced during 1960-61:

- (1) Replacing the existing 2" main in Madanpura by a 6" main.
- (2) Replacing the 4" water main in DeLisle Road by 12" feeder main.
- (3) Replacing 6" main in Parel Tank Road by a 9" main.
- (4) Replacing and extending the 3" main in Public Passage of Morvi Road by a 6" main.

APPENDIX XXV.

(Vide para 68).

List of works carried out for improving the Distribution of Water Supply.

- (1) Making a 24" × 6" connection in Road No. 16, in Sion-Matunga Scheme 6.
- (2) Fixing a 12" Sluice Valve opposite Parel Pumping Station to improve Water supply in Parel and Golanjee Hill Area.
- (3) Replacing 2" Galvanised Iron main by 3" Cast Iron main in Matunga Labour Camp (G Ward).
- (4) Making a 18" × 6" connection at Mumbadevi for improving the supply of Mumbadevi area.
- (5) Making 21" × 6" connection in Girgaum Road, Dhobi Talao for improving the supply of water.
- (6) Shifting of 15" Sluice Valve in Carnac Road near Crawford Market to augment A—Ward supply.

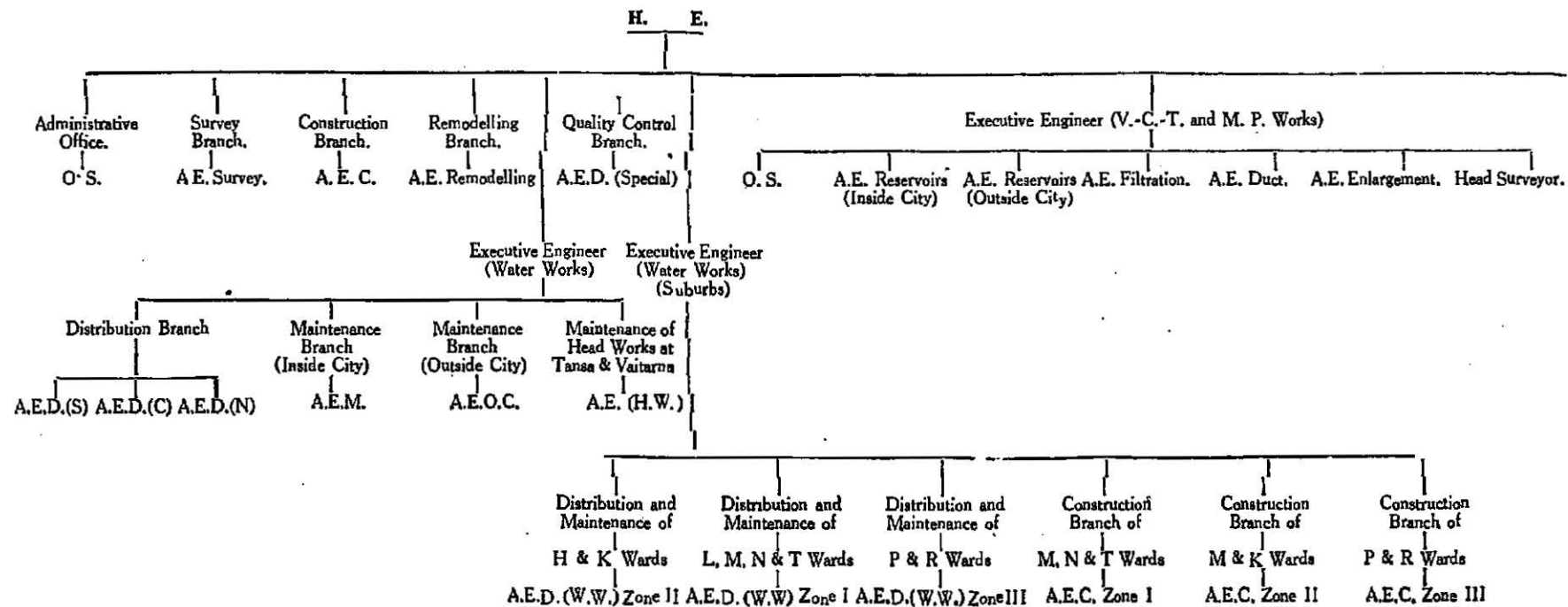
APPENDIX—XXVI.

(Vide para No. 70 and 70C).

Particulars of work done by the Remodelling Branch.

Serial No.	Name of the Work.	Estimated Cost.	Total Expenditure incurred (including Liabilities) upto 31-3-61.	Remarks.
1	Laying 18" Main in Reay Road and Frere Road.	Rs. 9,72,790	Rs. 6,68,000	10,571 Rft. of 18" main out of a total length of 15,000 Rft. has been laid upto 31-3-1961.
2	Laying 18" Main in Bhulabhai Desai Road and Nepean Sea Road.	6,32,360	1,20,000	2,500 Rft. of 18" main cut of a total length of 10,600 Rft. has been laid upto 31-3-1961.
3	Laying 48" new outlet from Bhandarwada Hill Reservoir along Nesbit Road.	9,58,860	2,00,000	875 Rft. of 48" main within the reservoir premises has already been laid. Further length of 970 Rft. has been laid along Nesbit Road.
4	Laying 24" main in New Nagpada Road and Bellasis Road.	3,39,432	2,80,000	Further work of laying 1,015 Rft of 24" main along Bellasis Road was carried out.
5	Laying mains across junctions :—			
	(a) J. J. Hospital junction Grant Grant Road.	8,652	32,000	20 Rft. of 15" main laid.
	(b) Grant Road junction L. mington Road.	10,657		25 Rft. of 15" and 45 Rft. of 9" pipes laid.
	(c) Khodadad Circle	23,881		50 Rft. of 24" main laid.
	(d) Clare Road junction Byculla	9,614		
	(e) Haines Road Junction Souter Street.			

APPENDIX XXVII—(Vide Para No. 81)



BOMBAY FIRE BRIGADE.

Shri S. G. Vengsarkar continued to be in charge of the department upto 24th June 1960 and thereafter Captain Mehmudshah, Deputy Chief Officer, took over the charge.

Fire Alarms.—The total number of Fire Alarms including the private ones in the City area upto Mahim and Sion was 206. These are connected to ten Fire Stations. The Suburban and Extended Suburban areas have not so far been provided with this facility. The Telephones, Bombay District, have been requested to undertake the work of installing Fire Alarms in the Suburbs and Extended Suburbs, and these will be connected to Andheri and Vikhroli Fire Stations.

Fire Calls.—The Brigade responded to a total number of 2,547 calls of which 1,689 calls were for 1,370 actual fires, i.e., 172 more fires than the previous years (when the actual fire calls were only 1,198). Thus the year 1960-61 has registered the highest number of fire calls during the last ten years which can be seen from Appendix III. This increase in total number of fire calls can be attributed to the merger of Extended Suburbs, about 75 Square Miles and Suburbs, about 68 Square Miles and accelerated industrial activities all over Greater Bombay.

Outside City limit calls.—The Brigade attended no outside City-limit call during the year.

False Alarms.—The number of false calls recorded was 410 of which 162 calls were due to malicious interference with the Street Fire Alarms by members of the public. 42 Calls were given with good intention, and 206 were received due to defects in Fire Alarm System. One person was handed over to the Police for giving malicious call. About 37 per cent. of the total calls was received through Street Fire Alarms.

Serious Fires.—There were 18 serious fires during the year and the conflagrations were due to the factors mentioned below :—

- (1) Indiscriminate and heavy storage of inflammable and combustible goods, exceeding permissible limits.
- (2) False sense of security and therefore failure to take preventive measures.
- (3) Negligence and carelessness.
- (4) Late calls to the Fire Brigade.

Some Notable Serious Fires.—The most serious fire during the year in which 19 persons lost their lives was at 161-169 Bazargate Street on 18th November 1960. A six-floored shops-cum-residential building was involved in the fire which originated in a bangle shop on the ground floor in which inflammable chemicals and celluloid sheets were stored. The fire was followed by explosion which suddenly involved all the upper floors. Three persons sleeping in the said shop were thrown out on the road on account of explosion. The impact of the explosion was so severe that front collapsible iron door was flung out, knocking down gas lamp post on the opposite side on the road. The fire had taken hold of the entire building before arrival of the Brigade. As the staircase was affected by fire and explosion, the occupants with severe burns and injuries were rescued by the staff by means of various types of ladders. Eleven fire engines were pressed into operation and the Brigade personnel were successful in checking the spread of fire with fifteen jets. The total loss in this fire was estimated to be Rs. 1,75,000.

There was another disastrous fire on 8th July 1960 in the premises of the Bombay Gas Co. Ltd. The crown sheeting of one of the gas holders of 1.5 million cubic feet capacity containing coal gas was ripped open due to excessive corrosion and as the crown sheeting tore open, the escaping gas unfortunately caught fire. It flushed in the direction of residential quarters in the vicinity causing burns to 91 persons. About 9,45,000 cubic feet of gas burnt out with a sudden flash causing damage to property worth about Rs. 3,10,000.

The fire at 178 Tokersi Jivraj Road on 24th January 1961 was also a serious one in which 17 Brigade personnel received severe burns. A godown of about 180' x 80' in which highly inflammable and corrosive chemicals were stored, caught fire. Thick clouds of smoke spiralled upwards for a considerable time. Flames shot high up. The drums containing inflammable chemicals exploded one after another causing the fire to spread and recur, where it was extinguished. It took nearly three hours with eleven motor pumps working with fifteen jets, to bring the fire under control. Loss due to the fire was estimated to be Rs. 30,42,000.

On January 10, 1961, a fire broke out at 83 Jail Road South in the premises of Corbon Dry Colour Works. A ground-floored brick structure where oil, turpentine, varnishes etc. were stored and in which manufacture of varnishes was being carried out, went into flames. This was surrounded by oil mills. The rapidity and intensity of heat was so much that it threatened the entire locality. The access for the fire engines was narrow and the surrounding locality contained timber-framed old structures. 11 Fire engines were pressed into operation and hose lines were got to work from the strategic positions. The fire was brought under control within 35 minutes. The total damage due to the fire was about Rs. 1,96,000.

The fire which occurred on 22nd July 1960 at 3-49 P. M. on board the ship 'JENS MAERSK' in 'G' shed, Prince's Dock was one of the serious fires. Cotton bales in ship's hold No. 2 were ablaze. The hatch was battened down and CO₂ was injected to extinguish the fire. But due to some defects, the CO₂ was leaking through the hatch cover. Jets were directed into the hold to extinguish the fire. It was ascertained that the origin of fire was at portside. In the meantime, the ship started listing to the starboard due to accumulated water in the hold. Water jets were, therefore, stopped and CO₂ was again injected. Injection of CO₂ was continued till 8-00 A. M. on 25th July 1960. Then the hatch was re-opened. Captain M. Shah, Deputy Chief Officer donning a smoke helmet went down in the hold of the ship. The seat of the fire was located near the port-side aft of the hold. Immediately two jets were directed to the seat of fire. Simultaneously, portable exhauster was brought into action to draw out the accumulated CO₂ from the hold to enable the men to work. After some time, it was felt necessary to unload the ship. Stevedore gang refused to enter the ship unless the hold was declared free from gas and fire. The Brigade personnel along with Bombay Port Trust firemen and

ship's crew had to remove the cotton bales from the port-side. During this operation some of the officers and men of the Brigade got overcome by the residue of the CO₂ gas. They were brought up and rendered artificial respiration. The fire was brought under control at 11-00 A.M. on 25th July 1960, and was completely put out at 10-48 A. M. on 26th July 1960. The total damage due to fire was about Rs. 2,00,000.

The fire in 'S. S. Chittagong City' in shed No. 8 at Victoria Docks on 28th December 1960 was also a notable one. Jute and hessian bales in ship's hold Nos. 2 and 2-A were emanating thick smoke from the hatches and trunkways. Fire had also travelled to hold No. 1. Hose lines were got to work by staff, wearing smoke helmets and breathing apparatus, and making entry through the thick smoke. The entire cargo full of jute and hessian cloth bales was badly involved in fire. Besides these commodities, there was a storage of oil-cakes on the twin decks in No. 1 and No. 2-A holds. The fire fighting operations had to be carried out under very trying conditions and at places the deck plates had to be cut open by use of Oxy-acetylene plant. In all 21 jets of eight motor pumps and 4 jets from three Bombay Port Trust Fire Service pumps were directed into the affected holds, which caused the ship to list upto 10°. This list was reduced by means of pumping oil into oil tanks on the port-side for stabilization. The cargo involved was of such a nature that it was decided to flood the holds, which resulted in the ship to settle down on the basin floor. The fire was brought under control at 4-19 P. M. In this case, Brigade was summoned about 1½ hours after the occurrence of fire, with the result that the Brigade personnel had to face the worst situation. The total damage due to the fire was estimated to be Rs. 5,80,750. The Bombay Fire Brigade experienced the jute fire for the first time in last twenty years.

The fire on 14th February 1961 at 224-232 Bellasis Road was of a serious nature in which one oil mill, three thread manufacturing concerns and one soap factory were involved. The said premises were fully ablaze before arrival of the Brigade and flames were shooting sky high, endangering the adjoining buildings. Two explosions occurred in quick succession in the affected part of the oil mill. Acetylene and oxygen gas cylinders which were kept there for welding of conveyor system, exploded as they got involved in fire. The acetylene cylinder flew up high in the air and fell about 300 feet across the road and injured three persons. These explosions caused further spread of fire. Big live cinders blowing high up in sky threatened the surrounding locality consisting of timber storages and residential building. The fire was surmounted by directing 13 strong water jets from ten motor pumps. Within an hour, the fire was brought under control. The total damage due to fire was about Rs. 2,00,000.

Burning Casualties.—During the year, 138 persons lost their lives due to fires out of which 19 succumbed to burns in a single fire at Bazargate Street. Others died due to accidental fires such as bursting of oil pressure stoves, naked light coming in contact with wearing apparels etc. 20 persons died before arrival of Brigade. Out of these casualties 25 were men, 100 women and 13 children. In 44 cases, cause of fires was recorded as 'doubtful'. Details can be seen in Appendix IV. 287 persons received minor injuries.

Fire Loss.—During the year under report, total loss due to fire was approximately Rs. 75,79,810. The details of the fire losses of the last ten years can be seen in Appendix III. The value of the insurance of the properties affected by fires was about Rs. 28,94,966. The total property involved was worth Rs. 46,69,04,400.

Water Supply.—During the year under report, water supply from the mains was satisfactory, and the staff of the Water Department attended promptly. The approximate quantity of water used for extinguishing fires was 47,32,405 gallons, out of which 37,65,025 gallons were drawn from Municipal mains (including private tanks, hydrants and static tanks) and the rest from sea, creek, wells etc.

Hydrants.—The inspection of hydrants was regularly carried out and the defects noticed were rectified by the staff of the Water Department.

House Collapse.—The Fire Brigade attended 189 incidents of House Collapses during the year as against 164 in the previous year. 29 persons lost their lives and 142 persons were injured.

A serious House Collapse occurred on 30th October 1960 (at 3-16 p.m.) at 34-36 Mint Road in which four persons died and seven were injured. This was a six-floored building and entire rear portion consisting of one living room and sanitary block on each floor collapsed burying 11 persons under debris. The top portions of the building were overhanging precariously which made the rescue operations difficult. Rescue operations continued for about 11 hours and the last person was extricated at 2-08 A. M. on 31st October 1960. At about 9-58 P. M. on 30th October 1960, dangerously overhanging roof and portion of side wall collapsed. This was noticed in time and therefore, it was possible to give alarm to men working underneath to quit the place immediately. In spite of this, four Brigade personnel and seven Home Guards received injuries. In all crew of 13 appliance were pressed into operation.

Another serious House Collapse was at 6-A Sankli Street on 5th January 1961 in which seven persons died and 13 were injured. A portion of a three-floored building consisting of six living rooms, two on each floor collapsed pinning down persons underneath the debris. In all, crew of eleven appliances were employed and rescue operations continued for three hours.

A serious collapse of building under construction occurred on 19th January 1961 at Bombay-Agra Road, Ghatkopar. Number of workers were buried under the debris. One woman was sandwiched between two concrete slabs on the ground floor and one man was pinned under the beam with a head of another visible next to him. These persons were extricated by breaking of slab floorings, cutting down the thick steel rods of R. C. C. slabs, and also wooden planks. Brigade personnel had to burrow in the cavity formed by collapsed portion to extricate one man. This man was missing and thorough search was required in a trench of 22' length to locate him. The girder and steel frames were cut out by oxy-acetylene plant and this person was extricated. His life was found extinct. In all, three persons died and 20 received injuries. Rescue operations were carried out for about 6 hours. Crew of 17 appliances attended. Local doctors were in attendance during the rescue operations.

Other Service.—During the year, Fire Brigade attended 121 incidents of other services such as leakage of poisonous gases, dangerous fumes from chemicals, spilling of acids etc. 7 persons died and 54 were injured in such accidents.

Rescue Service.—During the year, Fire Brigade responded to 110 calls for Rescue Service, such as, to rescue persons fallen in wells, sea, tanks sewages, etc., persons trapped in electric lift cages, falling of vehicles in sea. 91 persons were injured and 51 lost their lives in such accidents.

New Appliances and Equipments.—During the year, the following appliances and equipments were received:—

- 2 Willy's Jeeps.
- 3 Motor Ambulances ' Fargo ' type.
- 36 Nos. of Gas Masks with Spares.
- 12 Nos. of Breathing Sets.

Due to the extension of Municipal limits upto Dahisar on the West and upto Mulund on the East and rapid Industrialisation of the area, it is considered necessary to provide, five additional Stations in this area as under:—

Kandivli Fire Station.—Site has been selected and plans and estimates are prepared. Acquisition proceedings are in progress and the construction work is to commence shortly.

Santacruz Fire Station.—Due to the rapid growth of industrial development in the area and the fire risk created by the existence of aerodrome, difficulties and delays experienced (due to Railway level crossings) while attending fire calls in the area of the east of Western Railway, it is felt necessary to construct a fire Station at Santacruz on the east side of Western Railway and Western Express Highway. This Fire Station will be two-engine Fire Station for which a site has already been selected.

Mulund Fire Station.—Site has been selected and acquisition proceedings are in progress.

Vikhroli Fire Station.—The construction work of this Station is completed, and the Fire Station will start functioning shortly.

Chembur Fire Station.—Tenders for the construction of Chembur Fire Station have been invited and the construction work will commence shortly.

Suburban Fire Brigade Headquarters for Suburbs.—It is proposed to construct a separate Suburban Headquarters for Suburban area. This will be constructed after opening some Fire Stations in Suburbs. A site for this has been already selected at the junction of Marol-Maroshi Road and Kurla-Andheri Road. This will also be a training centre for recruits and individuals from industrial concerns.

Additional Staff Quarters at Fire Brigade Headquarters, Byculla.—Demolition of the old structure and construction of a new building at the same place is in progress at Fire Brigade Headquarters, Byculla. The new building will be a four-floored building consisting of self-contained quarters with separate water, electricity and sanitary arrangements, recreation room, dormitory etc.

Colaba Fire Station.—The Colaba Fire Station was shifted to its new premises at Victoria Bunder Road and started functioning there from 1st May 1960.

Fire Station at Mahim.—The present Shivaji Park Fire Station is in a rented building and it has no facilities essential for a Fire Station, such as, parade ground, drill tower, engine room etc. This Fire Station is required to be replaced by a new one for which a site was previously selected at Mahim, opposite, Paradise Cinema on Lady Jamshedji Road. But due to some difficulties that site was not available. Therefore a new site has been selected and the matter is being pursued.

Sion Fire Station.—Previously selected site was not readily available and new site has been selected.

Fire Prevention.—A separate section ' Fire Prevention ' for inspection of hazardous storages and complaints involving fire risk was augmented during the year by addition of two more officers. They inspected cases pertaining to City and Suburbs. Additional Second Officer continued to look after the cases in Suburbs and Extended Suburbs. During the year, 4,032 premises were inspected and 687 complaints investigated.

Installation of Radio Telephony.—In order to introduce the Wireless Communication System in this department, necessary equipments have been purchased from Messrs. Bharat Electronics Ltd., Bangalore. Arrangements are being made to put the Wireless Communication System into commission shortly.

Extra Curricular Activities.—This year, Fire Brigade personnel took part in the Ceremonial parade along with Defence Forces at Brabourne Stadium on the Republic Day. Shri Sri Prakash, Governor of Maharashtra took the salute. Later, the Brigade personnel participated in Route March in the City along with Defence forces.

Fire Prevention Week.—The Fifth Fire Prevention Week was organised in Bombay and the Fire Brigade as usual, joined the other Fire Services in the City, such as Home Guards, Burmah Shell Fire Services, Bombay Port Trust Fire Service etc., to make the week a success. Fire and rescue demonstrations were held and motorcades of fire engines were arranged. Fire Brigade also participated in the Annual " First-aid to the Injured Competition " conducted under the auspices of Fire Prevention Week Observance Committee.

Trainees from National Fire Service College.—During the year, trainees from the National Fire Service College were sent to the Bombay Fire Brigade on four occasions for undergoing practical training as well as visiting various industrial concerns, docks, air port etc. Two Station Officers were sent to National Fire Service College at Nagpur for General Fire Prevention Course.

Trainees from outside.—One trainee from Kolhapur Municipal Borough was sent to this department for short term practical training.

Fire Fighting Demonstrations.—Students of local schools, and members of the Home Guards were given demonstrations in fire fighting and rescue work. Lectures on these subjects were also delivered in some of the institutions by the Officers of the Brigade.

Annual Drill Competitions.—The Annual Competitions in Trailer Pump Drill was held on 15th March 1961. Byculla 'E' Team with Station Officer L. S. D. Meherwanji won the competition. A special Rotating Trophy was sanctioned for being awarded to a person for best individual performance in the drill competition. This trophy was also won by Station Officer L. S. D. Meherwanji. A panel of judges consisting of the Officers from different Fire Services in the City was formed to assess individual performances. Shri D. Z. Palaspagar, Minister for Urban Development and Public Health Department, Government of Maharashtra, presided on the occasion and presented trophies and cash prizes to the winning teams.

Candidates from Home Guards for Training.—This department gave training in fire fighting to the candidates deputed by Government and semi-Government bodies by conducting short and long term courses of one and three months respectively. Members of the Home Guard and other such organizations were allowed to attend fires with a view to give them practical training. No fees are charged by this department for this.

Ambulance Services.—During the year, the Ambulance Service attended 7,307 calls within the limit of Greater Bombay. Out of these 1,603 were for accidents, 1,621 for maternity, 4,083 for hire cases, removing in all 7,139 persons. First-aid was rendered on 191 occasions. The total receipts during the year on account of hire cases amounted to Rs. 35,206.00 including arrears of the previous year as against Rs. 30,099.00 of the last year.

Industrial Award.—There was no Industrial Award during the year under report.

Brigade Establishment.—The cost on account of maintenance of the Fire Brigade Department including Ambulance Service but excluding the charges of Provident Fund, Pension and proportion of general supervision and Revenue, Dearness Allowance, New Works, and Debt charges etc., was Rs. 13,51,645.

NUMBER OF HIRICAL TIDES DURING WINDS IN PIA DURING THE YEAR 1926

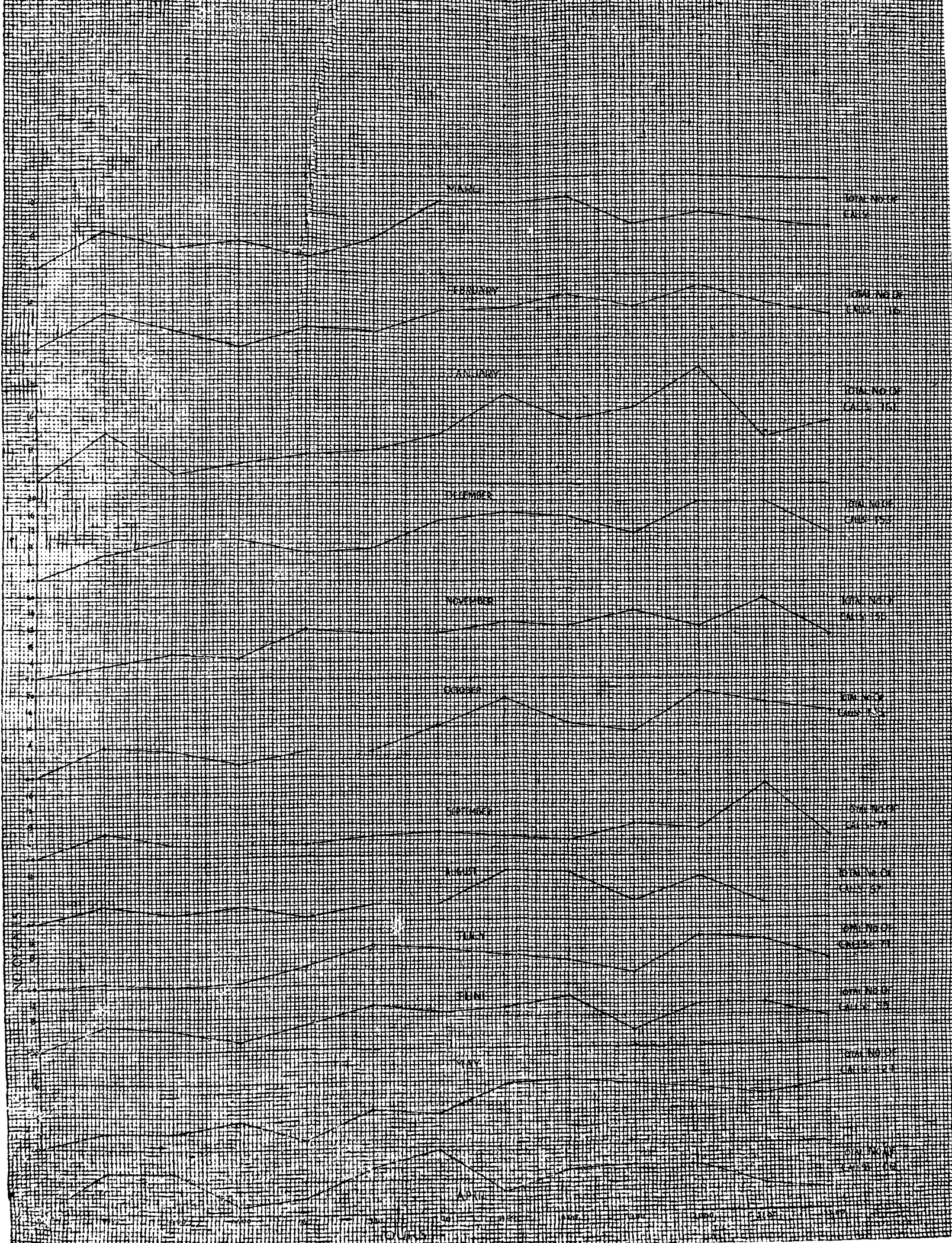
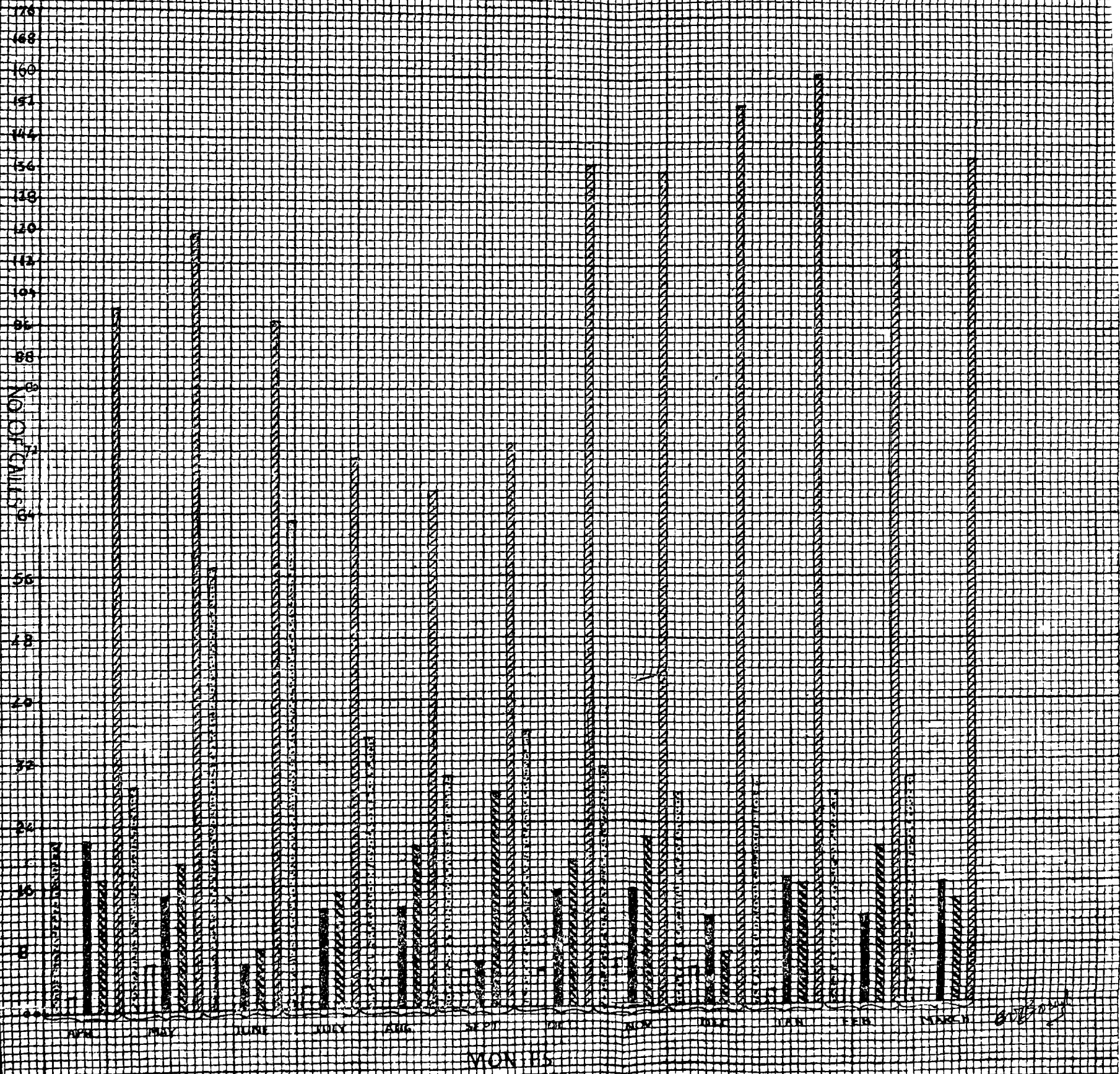


CHART SHOWING THE NUMBER OF CALLS DURING THE YEAR 1960-61

FIRE
 DEFECTS
 MALICIOUS
 SQUAD TENDERS
 OTHER SERVICE



6/11/61

Appendix No. I
BOMBAY FIRE BRIGADE

Summary of calls to Fires (including false alarms) showing the number of times appliances of the Fire Brigade attended and were used for extinguishing fires during the year 1960-61

No.	STATIONS.	NUMBER OF FIRE ALARMS ATTACHED.		HOW CALLED				APPLIANCES ATTENDED.										EXTINGUISHED BY.									
		Municipal.	Private.	By Strangers.	By Fire Alarms.	By Exchange Telephone.	By Police or Salvage Corps.	By Private Telephones.	Total.	Motor Pumps carrying Escape or Ladder.	Trailer Fire Pumps.	Special Lorry	Motor Turn table Ladder with Pumps.	Motor Emergency Tender.	Crash Tenders	Fire Unit.	Buckets.	Sand.	Chemical Extinguishers.	Hand Pumps.	First Aid Appliances.	Hydrants.	No. of Motor Pumps.	No. of Jets.	Foam Generators.	Automatic Sprinkler heads actuated.	Smoke helmets or breathing apparatus used.
1	Headquarters ...	19	6	36	126	147	309	503	12	...	9	44	...	24	2	35	5	49	59	1
2	Alexandra Docks	17	1	5	58	105	168	394	5	...	3	20	...	3	3	3	28	22	19	49	5
3	Gowalia Tank	27	2	21	93	105	220	346	1	...	58	22	...	6	2	6	37	5	4	10	2
4	Sewree ...	10	6	1	54	67	122	257	1	12	...	10	32	27	51	60	2	8	7
6	Fort ...	17	7	19	65	138	222	321	63	27	...	1	8	10	26	1	39	47
7	Colaba ...	9	2	9	33	45	87	134	30	11	1	2	5	1	1	1
8	Shivaji Park	14	35	84	133	192	13	...	4	1	...	6	...	12	2	9	22	...	1	1
9	Worli ...	11	1	11	53	105	169	305	3	1	..	13	...	38	1	2	25	...	20	12	16	31	...	7	...
10	Dadar ...	24	2	11	64	209	284	478	2	...	1	24	...	21	2	1	3	...	70	9	38	40
11	Memonwada ...	30	3	35	282	199	516	849	2	..	183	43	...	16	4	6	40	4	32	37
12	Mandvi ...	11	1	4	67	67	138	262	1	...	37	17	...	3	1	1	29	12	28	24
13	Andheri	7	...	172	179	192	26	...	45	5	3	2	...	39	3	39	56
	Total ...	175	31	173	950	1444	2547	4233	26	1	385	272	...	171	30	34	36	...	373	103	325	436	10	16	8

APPENDIX II.
BOMBAY FIRE BRIGADE.

Brief Details of the Serious Fires during the year 1960-61.

Date.	Time.	Place.	Business.	Extinguished by	Damage.	Estimated Damage.
						Rs.
22-4-1960	11-21 A.M.	272/274, Ibrahim Rahimtulla Road, Kulsumbai Building.	Cloth, stores, laundry, plastic works, leather works and private.	Firemen with two first Aid appliance and twelve motor pumps (eleven jets).	Large stock of cloth, clothes, plastic goods, furniture, P.V.C. Sheets, personal belongings, house-hold articles, leather goods, embossing machines, etc., severely damaged by fire, heat, smoke and water in a three-floored building about 80'×40' (used as plastic factory, shops and dwellings). Staircase, windows, doors, and other wooden members of floors, and ceiling, tiled roof, electrical installations, etc., severely damaged by fire, heat, smoke and water.	75,000
8-7-1960	6-07 A.M.	Bombay Gas Co., Peru Compound, Babasaheb Ambedkar Road, Lalbaug.	Manufacturing of Coal gas.	Firemen with one motor pump (one jet).	A gas holder containing 9,45,000 C.ft. of coal gas destroyed by fire, crown of the gas holder severely damaged by explosion. Eaves board of the adjoining oil mills slightly damaged by fire and heat.	3,10,000
22-7-1960	3-49 P.M.	"JENS MAERSK" Ship in 'G' Shed Princess Docks.	Shipping Agent	... Firemen with six motor pumps (eight jets) and ship's crew with CO ₂ extinguisher and ship's hydrant.	About 200 pressed cotton bales severely and about 500 bales slightly damaged by fire, heat, smoke and water and CO ₂ in ship hold No. 2 of a Cargoship 'JENS MAERSK' (having net tonnage 3,02,408 and gross tonnage 3,26,975) in 'G' shed Princess Docks.	2,00,000
27-8-1960	2-46 P.M.	Shed No. 6, Alexandra Docks.	Docks	... Firemen with eight Motor Pumps (thirteen jets).	About 500 American cotton bales, severely and 1,000 slightly; about 900 bags containing yarns, rice and wheat, six reclaimed rubber bundles six wooden cases containing yarns, bales paper, machinery parts, copper and G. I. wire coils, 8 cases containing iron screws, scrap iron, chemicals, dyes, etc., severely damaged by fire, heat, smoke and water on ground and first floors of a three-floored building about 300'×100' (used as dock's shed).	4,91,700
7-10-1960	9-10 P.M.	144, Dharavi Road, Ashok Silk Mills.	Manufacturing of fancy silk and art silk fabrics.	Employees with eleven chemical extinguishers and firemen with three Motor Pumps (four jets).	Large quantity of dyes stuff, colours, Turkey ed Oil, bleaching powder, packing materials, coardboards, wooden sticks frames, craft papers, office records, laboratory equipments, stock of silk cloth, packages, silk cloth in process, wooden tables, machineries, silk yarn, etc., etc., severely damaged by fire, heat, smoke and water in two ground-floored sheds about 120'×25' (used as silk Mills, Stock of silk cloth slightly damaged by water in several departments of the mill. Portion of wooden roof, windows, doors, walls, electrical installations, wooden flooring severely damaged by fire, heat, smoke and water.	2,31,800
24-10-1960	12-44 P.M.	390-D, DeLisle Road, Subhash Nagar, Textile Mills Estate.	Storage of cotton waste, waste paper, manufacturing paints, burners, factory, saree printing, welding, shops, etc.	Firemen with eight Motor Pumps (ten jets).	Large quantity of cotton waste, waste paper, stove burners, hessian cloth, sari printing machinery, sarees, yarns, one Chevrolet lorry, Welding machinery, brazing machinery, gunny bags, electric motor, etc., severely damaged by fire, heat, smoke, and water in ground floored C.I. Sheet. Sheds (used as godowns and factories).	55,000
18-11-1960	6-41 A.M.	161-169, Bazargate Street.	Dealers in plastic sheets, tubes, celluloid, chemicals and private.	Firemen with eleven Motor Pumps (fifteen jets) and one first-aid appliance.	Large stock of plastic sheets and tubes, waste acetate base films, chemicals, glass and plastic bangles, furniture, stock of carpets, gunny bags, house-hold belongings, mattresses, clothes, etc., severely damaged by fire, heat, smoke and water in a six-storied building about 100'×60' (used as shops, godowns and dwellings). R.C.C. floorings, walls, windows, and doors frames, staircase, electric installations, etc. severely damaged by fire, heat, smoke and water.	1,75,000
28-12-1960	5-36 A.M.	'S.S. Chittagong City', Cargo Steamship in Shed No. 8, Victoria Docks.	Agents	... Firemen with eight Motor Pumps (seventeen jets) and Bombay Port Trust Firemen with three Motor Pumps (four jets).	About 1000 bales of jute and 200 bales of hessian cloth in No. 2 and No. 2-A holds and about 50 bags of oil-cakes in No. 1 hold severely damaged by fire, heat, smoke and water in a steamship 'Chittagong City' (having net tonnage of 2,903.42 and gross tonnage of 5,136.08 in Victoria Docks).	5,80,750
10-1-1961	3-03 P.M.	83, Jail Road South.	Manufacturing of varnish paints and dry clours and manufacturing of groundnut oil.	Firemen with eleven Motor Pumps (thirteen jets).	Raw materials for paints, golden powder, Chinese Blue, Chrome colours, Lemon chrome, middle chrome, ultra marine blue, white leads, red lead, red oxide, Prussian blue, Titanium dioxide, carbon black, various Indian make pigments, linseed oil, turpentine, rosin, varnish, varnish paints, machineries, 400 gunny bags, containing groundnuts, groundnut oil, oil-cakes, etc., severely damaged by fire, heat, smoke and water in a C.I. Sheet structure about 175'×50' (used as godown and factory). Electrical installations and structure severely damaged by fire, heat, smoke and water.	1,96,000

APPENDIX II

BOMBAY FIRE BRIGADE—Contd.

Date.	Time.	Place.	Business.	Extinguished by	Damage.	Estimated damage.
						Rs.
13-1-1961	1-34 A.M.	Geoffrey Manners and Co. Private Ltd., Bombay-Agra Road, Ghatkopar.	Pharmaceutist	... Firemen with two Motor Pumps (one jet) and three chemical extinguishers.	Large number of cartons containing medicines, capsules, some cellophane straps, medicines in process, thermostatic control machine, tableting machines, air-conditioning machine, with duct line, electrical installations' wooden cabins and shelves, etc., severely damaged by fire, heat, smoke and water in a ground-floored R.C.C. building about 300' x 150' (used as factory and store room). Roofs, wooden rafters, doors, walls slightly damaged by fire, heat, smoke and water.	1,00,200
24-1-1961	5-58 P.M.	178-A, Tokersi Jivraj Road, Opposite Jubilee Mills, Sewri.	Chemical godown and adjoining small industries like shoe lace manufacturing, spring manufacturing, nail manufacturing, beam flanges manufacturing and private.	Firemen with eleven Motor Pumps (fifteen jets), and with two foam lines.	Large stock of non-liquid chemicals, liquid chemicals, in drums and other goods severely damaged by fire, heat, smoke and water and explosion in ground-floored godown about 140' x 80'. Damage to properties adjoining to godown House-hold articles, machineries, electrical installations, raw materials, spring manufacturing machine, gunny bags, etc., severely damaged by fire, heat, smoke water.	30,42,100
28-1-1961	1-34 A.M.	12, Dhaku Prabhuchi Wadi, of Ghorupdeo Road.	Pen manufacturing, plastic moling, chemical dyes, and private (residential).	Fir men with seven Motor Pumps (seven jets).	Stock of plastic in granular form in drums, nibs, fountain pens, saw dust, plastic moulding machinery, lathes, electric motor, Moulding hydrogen gas in cylinder, office papers, boxes, furniture, dyes in drums, wooden shuttles, clothes, house-hold articles, currency notes, etc., severely damaged by fire, heat, smoke and water in two buildings—(1) ground-floored C.I. sheet structure about 100' x 40' (used as factory) and (2) two-floored residential building about 100' x 25'.	88,000
8-2-1961	10-43 A.M.	Bombay Oil Mills, Lal Chimney Compound, Dr. Anandrao Nair Road.	Manufacturing of oil and oil-cakes.	Firemen with twelve Motor Pumps (thirteen jets) and one foam line.	Large quantity of coconut oil in drums and tanks, stock of copra, gunny bags, oil-cakes, and machinery such as oil expellers, electric motors, oil filters, elevators, conveyors, etc., severely damaged by fire, heat, smoke and foam and water in a two-floored building about 100' x 40' (used as oil mill). Walls, doors, windows, floorings, attic floor, roof and electrical installation severely damaged by fire, heat, smoke and water.	2,30,000
14-2-1961	1-10 A.M.	224-38, Bellasis Road.	Manufacturing of oil, soap work, dyeing and bleaching of threads.	Firemen with ten Motor Pumps (thirteen jets).	Large quantity of oil, oil seeds, oil-cakes, six oil sexpeller machines, storage tanks, steams piping, supply piping, mutton tallow, rosin, stock of soap, electric motors, sizing and winding machines, caustic soda, cotton yarn bales, cotton, threads, etc., severely damaged by fire, heat, smoke and water in ground-floored C.I. Sheet structure and two-floored building about 100' x 75' (used as oil mills, soap works, thread factories). One acetylene cylinder exploded. Ground-floored C.I. Sheet structure wooden loft, electrical installations and furnitures, floorings of the two-floored building severely damaged by fire, heat, smoke and water.	2,00,000
26-2-1961	3-04 P.M.	Wooden Lighters, Opposite Shed No. M. Princess Docks.	Docks	... Firemen with four Motor Pump (seven jets) and Bombay Port Trust. Firemen with six lines.	About 400 pressed cotton bales severely damaged by fire, heat, smoke and waate in two wooden lighters of 60 tonnage each opposite Shed M, Princess Docks. Wooden plants of the lighters severely damaged by fire, heat, smoke and water.	2,20,000
20-3-1961	11-06 P.M.	Sun Mill Compound Sun Mill Lane.	Chemical Godown	... Firemen with three Motor Pumps (two jets) and employees with one chemical extinguisher.	About 600 carboys (25 kgs) containing hydroegn peroxide severely damaged by fire, heat, smoke and water in a ground-floored structure about 60' x 40' (used as godown). Brick wall of the godown slightly damaged by water only.	60,025
22-3-1961	10-38 P.M.	Shed No. J-138, 1st Avenue, 5th and 6th Road.	Cotton godown	... Firemen with three Motor Pumps (five jets). Eight sprinkler heads actuated.	About 850 cotton bales and about 150 African cotton bales severely damaged by fire, heat, smoke and water in a ground-floored structure about 220' x 106' (used as godown only).	2,30,000

Appendix No. III

Monthly summary of Fires and annual losses for the period from 1951-52 to 1960-61

Year.	April	May.	June.	July.	Aug.	Sept.	Oct.	Nov.	Dec.	Jan.	Feb.	March	Total.	Estimated Loss.
														Rs.
1951-52	56	64	45	39	39	51	51	57	46	78	50	58	634	59,32,416
1952-53	47	56	52	41	36	40	66	58	59	50	38	65	608	53,17,303
1953-54	45	53	44	40	42	56	55	93	59	53	59	68	657	28,11,894
1954-55	55	75	55	53	48	47	85	66	65	65	52	83	749	31,25,100
1955-56	95	75	56	44	40	36	39	131	72	242	86	76	992	66,93,496
1956-57	73	81	47	37	44	60	72	106	78	75	86	71	830	38,60,504
1957-58	70	51	59	51	61	49	87	78	90	103	65	112	876	57,92,917
1958-59	104	105	182	65	70	60	78	110	114	111	71	95	1165	1,29,34,843
1959-60	102	91	93	70	70	75	83	124	108	118	137	127	1198	1,71,31,950
1960-61	100	120	95	71	67	73	138	136	153	161	116	140	1,370	75,79,810

APPENDIX No. IV

Summary of lives lost at fires during the year 1960-61 including persons who succumbed to the injuries received.

Date.	Time.	Place.	Supposed Cause.	Particulars.
4-4-1960	11-46 A.M.	House No. 38, Kamathipura 14th Lane.	Sari coming in contact with lighted stove.	Gayabai Dattatraya Dastane, aged about 55 years, severely burned on chest, hips and legs. First-aid rendered by a medical practitioner. Removed to hospital in Brigade Ambulance. Detained for treatment. Died on 14-4-1960.
6-4-1960	9-31 A.M.	Kaziseth Compound, Near Hind Mill, Carrol Road.	Defective oil pressure stove.	Mathurabai Govind, aged about 15 years, slightly burned on hands and legs. First-aid rendered by Brigade and removed to hospital in Brigade Ambulance. Detained for treatment. Since dead.
7-4-1960	8-33 A.M.	Javli hut, Behind Paradise Cinema, Lady Jamshedji Road.	Unknown	... Soni Gopal, aged about 17 years, severely burned all over body. Taken to hospital by Police before arrival of Brigade. Detained for treatment. Died in hospital on 11-4-1960.
7-4-1960	12-10 P.M.	Kohinoor Mills Chawl No. 10, Room No. 689, Jotiba Fule Road, Dadar.	Unknown	... Mahalaxmi Deotaj Ujirawalu, aged about 22 years severely burned below waist. First-aid rendered by Brigade and removed to hospital to Brigade Ambulance. Detained for treatment. Died in hospital on 11-4-1960.
9-4-1960	9-40 A.M.	Mehara Plot, Chembur Peston Sagar area, Municipal Labour Camp, near Chembur Railway Station.	Doubtful	... Sakhubai Bachoram Bansode, age about 35 years, severely burned all over body. Taken to hospital in private car before arrival of Brigade. Detained for treatment. Died on 11-4-1960.
12-4-1960	6-20 A.M.	No. 9, Kamathipura 7th Lane.	Bursting of oil pressure stove.	Bai Mallubai Bhoomayya, aged about 20 years, severely burned all over body. First-aid rendered by Brigade and removed to hospital in Brigade Ambulance. Since dead.
12-4-1960	1-23 A.M.	Municipal Chawl No. 6, Room No. 65, Haines Road.	Defective oil pressure stove.	Nirmalabai Pandurang, aged about 27 years, severely burned all over body. First-aid rendered by Brigade and removed to hospital in Brigade Ambulance. Detained for treatment. Since dead.
13-4-1960	4-39 A.M.	Khandke Chawl No. 8, Room No. 29, Second floor, Hansali Tank Lane, Off N. C. Kelkar Road, Dadar.	Doubtful	... Parvati Mahadev, aged about 35 years, severely burned all over body. First-aid rendered by Brigade and removed to hospital in Brigade Ambulance. Detained for treatment. Died on 13-4-1960.
15-4-1960	10-47 A.M.	121, Ibrahim Rahimtulla Road.	Unknown	... Tasud in Hussein, aged about 32 years, severely burned all over body. Taken to hospital by Police van before arrival of Brigade. Detained for treatment. Subsequently died in hospital.
16-4-1960	3-42 P.M.	158-B, DeLisle Road, Lower Parel, Hasan Building, Room No. 17.	Naked light of the stove coming in contact with sari.	Indubai Tukaram Surve, aged about 32 years, severely burned all over body. First-aid rendered by Brigade and removed to hospital in Brigade Ambulance. Died in hospital on 16-4-1960 at 8-00 P.M.
21-4-1960	3-25 P.M.	16, Siri Road, Near Chowpatty Band Stand.	Unknown	... Shri Ardeshir Hirji, aged about 82 years, burned all over body. First-aid rendered by Brigade and removed to hospital in Brigade Ambulance. Since dead.
27-4-1960	4-23 P.M.	273, Frere Road	... Doubtful	... Bai Saralabai Mathuradas, aged about 22 years, severely burned all over body. First-aid rendered by Brigade and removed to hospital in Brigade Ambulance. Detained for treatment. Died on 28-4-1960 in hospital.
3-5-1960	11-31 P.M.	House No. 46, Room No. 3, Worli Koliwada.	Oil lamp coming in contact with clothing.	Laxmibai Vishnu, aged about 20 years, slightly bunted on legs. First-aid rendered by Brigade and removed to hospital in Brigade Ambulance. Since dead.
6-5-1960	9-02 P.M.	Mankhurd Janata Colony, Mankhurd Plot No. 6.	Sari coming in contact with naked light (oil lamp).	Yashoda Kunnaswamy, aged 7 years, burned to death before arrival of Brigade. Body handed over to Police.
7-5-1960	3-35 P.M.	36-37, DeLisle Road, Ismail Building.	Doubtful	... Dharmi Ragho, aged about 50 years, severely burned all over body. First-aid rendered by Brigade and removed to hospital in Brigade Ambulance. Subsequently died.
8-5-1960	4-37 P.M.	22, Daftari Bhuvan, Old Hanuman 1st Cross Lane.	Doubtful	... Bai Janabai Anandrao, aged about 21 years, severely burned all over. Body. First-aid rendered by Brigade and removed to hospital in Brigade Ambulance. Subsequently died.
9-5-1960	10-48 A.M.	Block No. 8, Wadia Street, Bombay Housing Board, Kurla-Andheri Road, Kurla.	Unknown	... Bai Gomatibai Rathumal, aged about 45 years, severely burned all over body. Removed to hospital in Police Wireless Van before arrival of Brigade. Detained for treatment. Died on 10-5-1960.
10-5-1960	2-00 P.M.	Nakhubai's Chawl, Sanze Wadi, Lady Jamshedji Road, Mahim.	Doubtful	... Bai Joharabai Abdul Sattar, aged 22 years, burned all over body. First-aid rendered by Brigade and removed to hospital in Brigade Ambulance. Since dead.
19-5-1960	8-40 A.M.	161(a) Ghodbunder Road, (Housing Colony), Near Champion Factory, Goregaon.	Flaring of a pressure stove.	Bai Govindamma, aged about 40 years, severely burned all over body. First-aid rendered by Brigade and removed to hospital in Brigade Ambulance. Detained for treatment. Since dead.

APPENDIX No. IV.

Date.	Time.	Place.	Supposed Cause.	Particulars.
23-5-1960	8-02 A.M.	Lokhandwala Building, 10, Caribdas Street, Off D'Souza Street.	Wearing apparel coming in contact with naked light.	Bai Virimala, Jagajivandas, aged about 18 years, severely burned all over body. First-aid rendered by Brigade and removed to hospital in Brigade Ambulance. Detained for treatment. Died on 26-5-1960.
24-5-1960	4-39 A.M.	50/52, Kamathipura 7th Lane.	Doubtful	... Kalyanji Rayasi, aged about 25 years, severely burned all over body. First-aid rendered by Brigade and removed to hospital in Brigade Ambulance. Detained for treatment. Subsequently died.
26-5-1960	1-58 P.M.	511, Worli Koliwada	... Sari coming in contact with lighted stove.	Bai Laxmibai Dattaram, aged about 20 years, severely burned all over body. First-aid rendered by Brigade and removed to hospital in Brigade Ambulance. Detained for treatment. Since dead.
1-6-1960	8-48 A.M.	B.D.D. Chawl No. 101, Room No. 29, Worli Road No. 13.	Sari coming in contact with lighted stove.	Janabai, aged about 55 years, severely burned all over body. First-aid rendered by Brigade and removed to hospital in Brigade Ambulance. Detained for treatment. Since dead.
1-6-1960	6-43 P.M.	Sarvodaya Bhuvan, Block C, Room No. 19, Gokhale Road North.	Defective oil pressure stove.	Menaka Chandrakant Shelar, aged about 20 years, severely burned all over body. Taken to hospital by Police before arrival of Brigade. Detained for treatment. Since dead.
2-6-1960	2-55 A.M.	Municipal Bungalow No. 3, Dr. Annie Besant Road, Worli.	Doubtful	... Pramila J. Parmar, aged about 17 years, severely burned all over body. First-aid rendered by Brigade and removed to hospital in Brigade Ambulance. Detained for treatment. Since dead.
3-6-1960	8-28 A.M.	Patanwala Cosmetic Factory, Cannought Road.	Unknown	... (1) Zulfikhan Y. Dalal, aged about 40 years, and (2) Mahadev Shankar aged about 40 years, burned to death before arrival of Brigade. Bodies handed over to Police.
3-6-1960	10-25 P.M.	Plot No. 304, Jawahar Nagar, Goregaon East.	Doubtful	... Shantibai Bhana Rajput, aged about 16 years, severely burned all over body. First-aid rendered by Brigade and removed to hospital in Brigade Ambulance. Detained for treatment. Since dead.
10-6-1960	3-59 P.M.	Indra Bhuvan, 11, Chabildas Road.	Wearing apparels coming in contact with naked light of stove.	Bai Madhuri Ganesh Kaloti, aged about 20 years, severely burned all over body. First-aid rendered by Brigade and removed to hospital in Brigade Ambulance. Detained for treatment. Died on 11-6-1960.
12-6-1960	10-58 A.M.	Keshavji Palaji Chawl, Chunabhatti, Sion-Chembur Road, Kurla.	Doubtful	... Bai Kantabai Thaksen Gide, aged about 18 years, severely burned all over body. First-aid rendered by Brigade and removed to hospital in Brigade Ambulance. Detained for treatment. Since dead.
17-6-1960	6-24 P.M.	Khemji Nagji Chawl No. 8, Tulse Pipe Road, Opp. Phoenix Mills.	Naked light of oil pressure stove coming in contact with wearing apparel.	Bai Sumitrabai Shantaram, aged about 18 years, severely burned all over body. Found dead. Body handed over to Police.
3-7-1960	10-25 P.M.	Block No. 36, 14, Napean Sea Road.	Unknown	... Dara Harishchandra Mantri, aged about 22 years, severely burned all over body. First-aid rendered by Brigade and removed to hospital in Brigade Ambulance. Detained for treatment. Died on 4-7-1960.
19-7-1960	7-23 P.M.	25, Dalal Building, Shankarrao Pupala Road.	Sari coming in contact with the flames of a stove.	Santan Fernandes, aged about 39 years, severely burned all over body. First-aid rendered by Brigade and removed to hospital in Brigade Ambulance. Detained for treatment. Died on 22-7-1960.
26-7-1960	1-30 P.M.	Sister Building, Sindhi College, Khanbahadur Baba Road, Jijibhoy Lane, Bandra.	Doubtful	... Tarabai, aged about 40 years, severely burned all over body. First-aid rendered by Brigade and removed to hospital in Police Van. Detained for treatment. Since dead.
4-8-1960	12-55 P.M.	79, Indian Merchants Chamber, 'E' Road, Churchgate, Reclamation, 'Cafe Bharat' Hotel.	Defective oil pressure stove.	Shivanna Sianigappa Ambalige, aged about 30 years, severely burned all over body. First-aid rendered by Brigade and removed to hospital in Brigade Ambulance. Died on way to hospital.
6-8-1960	1-15 P.M.	237, Arthur Road, Sitaram Kubhar Chawl.	Naked light of primus stove coming in contact with sari.	Bai Sumatibai Krishna Juvekar, aged about 24 years, severely burned all over body. Removed to hospital in Brigade Ambulance. Detained for treatment. Died on 8-8-1960.
11-8-1960	7-28 A.M.	225-E, Rangari Chawl, DeLisle Road.	Naked light of primus stove coming in contact with sari.	Smt. Salestin Rodrigues, aged about 50 years, burned all over body. First-aid rendered by Brigade and removed to hospital in Brigade Ambulance. Detained for treatment. Died on 11-8-1960.
12-8-1960	12-01 P.M.	35, 4th Peerkhani Street	... Doubtful	... Bai Dhudhi Raja Maru, aged about 22 years, severely burned all over body. Certified as dead by private medical practitioner. Body handed over to Police.
21-8-1960	5-35 A.M.	Sun Mill Lane	... Do.	... Heerabai Bala Kadam, aged about 25 years, severely burned all over body. First-aid rendered by Brigade and removed to hospital in Brigade Ambulance. Detained for treatment. Since dead.

APPENDIX IV

Date.	Time.	Place.	Supposed Cause.	Particulars.
22-8-1960	10-52 A.M.	Sidya's Chawl, Near Dadar Police Station, Bhavani Shankar Road.	Doubtful	... Subhadra Waman Jupe, aged about 22 years, severely burned all over body. First-aid rendered by Brigade and removed to hospital in Brigade Ambulance. Since dead.
29-8-1960	4-25 A.M.	Khemji Nanji Chawl, 9, Tulsi Pipe Road.	Unknown	... Bai Marjadi Ramchandra, aged about 40 years, severely burned all over body. First-aid rendered by Brigade and removed to hospital in Brigade Ambulance. Since dead.
2-9-1960	11-52 A.M.	221, Samuel Street	... Defective oil pressure stove.	Bai Madhukanta Dhirajlal, aged about 23 years, severely burned all over body. First-aid rendered by Brigade and removed to hospital in Brigade Ambulance. Detained for treatment. Died on 6-9-1960.
4-9-1960	4-41 A.M.	B.I.T. Chawl No. 15, St. Mary Road, Tadvadi, Mazgaon.	Naked light of oil pressure stove coming in contact with wearing apparels on person.	Bai Shakuntala Madhukar Jadhav, aged about 22 years, severely burned all over body. First-aid rendered by Brigade and removed to hospital in Brigade Ambulance. Detained for treatment. Died in hospital.
14-9-1960	1-51 A.M.	Madan House No. 2, Dubhash Lane, Vithal-bhai Patel Road.	Doubtful	... Balwant Ganpat Madan, aged about 60 years, burned all over body. First-aid rendered by Brigade and removed to hospital in Brigade Ambulance. Detained for treatment. Died in Hospital.
15-9-1960	5-53 P.M.	33, Kamathipura 6th Lane.	Do.	Bai Laxmibai Rajaram, aged about 21 years, severely burned all over body. First-aid rendered by Brigade and removed to hospital in Brigade Ambulance. Detained for treatment. Died on 16-9-1960.
15-9-1960	6-38 P.M.	44-B, Kazi, Syed Street.	Shock due to impact of a crate containing explosive materials.	Ratanchand Nikam Ramdhan, aged about 20 years, severely injured all over body. Taken to hospital before arrival of Brigade. Reported expired on 16-9-1960.
27-9-1960	12-00 Noon	481-C, Delhi Road, Room No. 269.	Doubtful	... Rewabai Pandurang Shinde, aged about 45 years, severely burned all over body. First-aid rendered by Brigade and removed to hospital in Brigade Ambulance. Detained for treatment. Died in hospital.
1-10-1960	1-36 P.M.	Dadar Road, Vijaynagar Building Near W. Rly. Station, Dadar.	Doubtful	... Mrs. Bhagaroti Surji, aged about 25 years, burned to death before arrival of Brigade. Body handed over to Police.
6-10-1960	12-16 A.M.	A man on road, Rajwadar Street, Colaba.	Do.	Kashinath Dhondu Vichare, aged about 60 years, burned all over body. First-aid rendered by Brigade and removed to hospital in Brigade Ambulance. Detained for treatment. Died on 6-10-1960 at 1-00 P.M.
16-10-1960	2-43 P.M.	82-A, Old Prabhadevi Road.	Sari coming in contact with lighted stove.	Sudha Jagannath Rane, aged 25 years, severely burned all over body. First-aid rendered by Brigade and removed to hospital in Brigade Ambulance. Detained for treatment. Since dead.
18-10-1960	1-32 A.M.	Panjarole Street, E-34, Sarvodaya Nagar.	Doubtful	... Bejanlal D. Vyas, aged about 50 years, burned to death. Body handed over to Police.
20-10-1960	3-00 P.M.	54, Kamathipura 5th Lane.	Do.	Parvati Mahadev, aged 40 years, severely burned all over body. First-aid rendered by Brigade and removed to hospital in Brigade Ambulance. Detained for treatment. Died on 11-11-1960.
22-10-1960	11-37 A.M.	389-391, Sk. Memon St.	Doubtful	... Parvatibai Nathu, aged about 80 years, severely burned all over body. First-aid rendered by Brigade and removed to hospital in Brigade Ambulance. Detained for treatment. Died on 23-10-1960 in hospital.
22-10-1960	12-27 P.M.	Tata Power House, Andhra Valley Power Supply Co.	Short circuit due to end of peak axe.	Shemanna, aged about 45 years, severely burned all over body, due to electric shock. Removed to hospital in Brigade Ambulance. Detained for treatment. Died on 24-10-1960.
23-10-1960	1-00 A.M.	133, Narayan Dhuru St.	Sari coming in contact with the flames of a stove.	Bai Gangubai Kuvurji, aged about 80 years, severely burned all over body. First-aid rendered by Public before arrival of Brigade. Removed to hospital in Brigade Ambulance. Detained for treatment. Died in hospital on 23-10-1960.
23-10-1960	7-55 P.M.	'The Nest', Hindu Friend Society Road No. 4, Jogeshwari East.	Unknown	... (1) Bai Savitribai Babu Malvankar, aged about 31 years and (2) Kishore Babu Malvankar aged about 2 months, both were burned to death before arrival of Brigade. Dead bodies handed over to Police.
25-10-1960	8-44 A.M.	Room No. 4 B. I. T. Chawl No. 8, Off St. Mary Road.	Doubtful	... Bai Bhima Bhika, Bhojkanan, aged about 20 years, burned all over body. First-aid rendered by Brigade and removed to hospital in Brigade Ambulance. Detained for treatment. Died on 25-10-1960.
26-10-1960	7-49 P.M.	55, Chandan Wadi	... Wearing apparel coming in contact with naked flame (end of sari falling over the lighted oil lamp).	Leelavati Keshav, aged about 22 years, severely burned all over body. Taken to hospital in Private motor car by strangers. Detained for treatment. Since dead.

APPENDIX IV

Date	Time	Place	Suppose cause	Particulars
28-10-1960	6-51 P.M.	Harun Rashid Allarkha Chawl, Plot No. 83, Vijaykar Wadi, opp. Nadiadwala Colony, Ghodbunder Road, Malad.	Solvent vapours coming in contact with naked light of oil pressure stove.	(1) Maniben Bhagwandas Jhaveri, aged about 70 years (2) Kalavati Rameshchandra Jhaveri, aged about 25 years, and (3) Rameshchandra Bhagwandas Jhaveri, aged about 25 years, severely burned all over body. Nos. 1 and 2 succumbed to death before arrival of Brigade. Bodies handed over to Police. No. 3 was given First-aid by Brigade and removed to hospital in Brigade Ambulance. Detained for treatment. Since Dead.
3-11-1960	4-10 A.M.	Sion Trombay Road, Sindhi Colony, Chembur, Building No. 10 (Government of Maharashtra Housing Colony).	Unknown	(1) Pailajdas Ghanshamdas, aged about 35 years (2) Sujochans Pailajdas, aged about 25 years. (3) Radhabai Ghanshamdas, aged about 52 years, all three found burned to death in the Nhani of the rear room. Dead bodies handed over to Police.
4-11-1960	8-39 A.M.	Jagdish Chawl No. 2, Gumpna Road, Jogeshwari.	Naked light coming in contact with wearing apparel.	Shalini Dattatraya Pendarkar, aged about 30 years severely burned all over body. First-aid rendered by Brigade and removed to hospital in Brigade Ambulance. Detained for treatment. Died on 23-11-1960
7-11-1960	6-44 A.M.	Shankarrao Pupala Road, Kamathipura.	Doubtful	Ponasami Natarajan, aged about 35 years, severely burned all over body. First-aid rendered by Brigade and removed to hospital in Brigade Ambulance. Detained for treatment. Died on 8-11-1960.
8-11-1960	6-28 P.M.	Municipal Chawls, Block No. 1, Room No. 10, Bhangiwadi, Delisle Road.	Do.	Bai Gulal Mulji Bhajpuria, aged about 17 years, severely burned all over body. First-aid rendered by Brigade and removed to hospital in Brigade Ambulance. Died on way to hospital.
9-11-1960	12-54 P.M.	920, Haines Road, Balaji Chawl.	Unknown.	Bai Shama Krishna, aged about 25 years, burned all over body. First-aid rendered by brigade and removed to hospital in Brigade Ambulance. Detained for treatment. Died on 9-11-1960.
9-11-1960	9-45 P.M.	Razama Building, Lady Jamshejji Road, Shivaji Park Road No. 5, Mahim.	Wearing apparel coming in contact with naked light of stove.	Saroj M. Telang, aged about 30 years, severely burned all over body. First-aid rendered by Brigade and removed to hospital in Brigade Ambulance. Detained for treatment. Since dead.
10-11-1960	10-22 P.M.	Ghatkopar Kacharpatti, Nityanand Nagar, Bombay-Agra Road, Ghatkopar.	Naked light coming in contact with wearing apparel.	Kalabai Nana Chavan, aged about 20 years, severely burned all over body. First-aid rendered by Brigade and removed to hospital in Police Van. Detained for treatment. Since dead.
14-11-1960	3-43 A.M.	Amin Chawl, Khed Gully Cross Lane, Nardulla Tank.	Wearing apparel coming in contact with naked light.	Taibai Balkrishna Mohite, aged about 60 years, severely burned all over body. First-aid rendered by Brigade and removed to hospital in Brigade Ambulance. Detained for treatment. Since dead.
16-11-1960	6-26 P.M.	Parel Tank Road, Ghagachi Wadi.	Sari coming in contact with naked light of a lamp.	Bai Kashibai Mahadev, aged 85 years, severely burned all over body. First-aid rendered by Brigade and removed to hospital in Brigad Ambulance. Detained for treatment. Died on 16-11-1960.
16-11-1960	9-40 A.M.	Kacchi Lohana Trust Building Mazagaon Road.	Naked light from stove	Bai Narmadabai Neeladhar, aged about 30 years, severely burned all over body. First-aid rendered by Brigade and removed to hospital in Brigade Ambulance. Detained for treatment. Since dead.
18-11-1960	6-41 A.M.	161-169, Bazargate Street	Unknown	... (1) Raghunath Keshav Jadhav, aged about 28 years received fracture to skull and extensive burns. Expired on the spot. (2) Vimal D. Kottyankar, aged about 5 years, received extensive burns. Expired on the spot. (3) Malati D. Kottyankar, aged about 2 years, received extensive burns to abdomen and cheeks. Expired on the spot. (4) Krishna Deju Shetty, aged about 10 years, received fracture to skull and extensive burns. Expired on the spot. (5) Manga Budhya, aged about 35 years, received fracture to skull and extensive burns. expired on the spot. (6) Not identified aged about 45 years, received extensive burns. Expired on the spot. (7) Bhagirathibai Dhondur Kathe, aged about 30 years, received fracture to skull and extensive burns. Expired after admission in hospital on 18-11-1960. (8) Pranlal Dullabhdas, aged about 30 years, severely burned on body. Expired in hospital on 20-11-60. (9) Prakash Sonmal, aged about 10 years, severely burned on body. Expired in hospital on 20-11-1960. (10) Pratibha Pranlal, aged about 5 years, received extensive burns on body. Expired in hospital on 18-11-1960. (11) Hemant Pranlal, aged about 4 years, received extensive burns on body. Expired in hospital on 18-11-1960. (12) Pradeep Pranlal, aged about 6 years, received extensive burns on body. Expired in hospital on 18-11-1960.

APPENDIX IV

Date.	Time.	Place.	Supposed cause.	Particulars.
				(13) Anand Dhanu Kathie, aged about 1 1/2 years, received extensive burns on body. Expired in hospital on 19-11-1960.
				(14) Vilasvati Pranal, aged about 24 years, received extensive burns on body. Expired in hospital on 19-11-1960.
				(15) Kuvarbai Dullabhdas, aged about 50 years, received extensive burns on body. Expired in hospital on 19-11-1960.
				(16) Bhupendra Pranal, aged about 8 years, received extensive burns on body. Expired in hospital on 20-11-1960.
				(17) Nirmala Damodar Kottiyankar, aged about 12 years, received extensive burns on body. Expired in hospital on 23-11-1960.
				(18) Shantilal Shaakaral, aged about 18 years, severely burned on body. Expired in hospital on 23-11-1960.
				(19) Sonmal Dhulaji, aged about 40 years, severely, burned on body. Expired in hospital on 26-11-1960.
20-11-1960	7-09 A.M.	Mejas Road, Jogeshwari Hill, Jogeshwari East.	Unknown	... Shivram Shankar Mahimkar, aged about 36 years, severely burned all over body. First-aid rendered by Brigade and removed to hospital in Brigade Ambulance. Since Dead.
20-11-1960	4-10 P.M.	Plot No. 174, "Govinda" Jawahar Nagar, Goregaon.	Doubtful	... Bai Visharakshi Sheshadri Iyer, aged about 26 years, severely burned all over body. First-aid rendered by private Medical practitioner removed in Brigade Ambulance. Since dead.
20-11-1960	6-15 P.M.	Shah Kurpal Khetshi's Chawl, 18-C, Delisle Road.	Do.	Laxmibai Pragji Lalan, aged about 22 years, severely burned all over body. First-aid rendered by Brigade and removed to hospital in Brigade Ambulance. Died on way to hospital.
23-11-1960	5-06 P.M.	Kirti College, Kashinath Dhuru Street.	Unknown	... Mahadev Ramchandra Gite, aged about 40 years, severely burned all over body. Taken to hospital before arrival of Brigade, Since dead.
26-11-1960	12-53 P.M.	Dadarkar Bungalow, Datta Wadi, Bhawani Shankar Road.	Doubtful	... Savitribai Bhikaji, aged about 30 years, burned all over body. Certified as dead by medical practitioner. Body handed over to Police.
30-11-1960	3-07 P.M.	Salt Pan Road, Wadala, Government Quarters.	Sari coming in contact with lighted stove.	Laldevi Bansaraj, aged about 20 years, severely burned all over body. First-aid rendered by Brigade and removed to hospital in Brigade Ambulance. Detained for treatment. Died on 1-12-1960.
5-12-1960	12-14 P.M.	Squatters Colony Road, Jogeshwari (East).	Defective oil pressure stove.	Sunderabai Babaji Ghadigaonkar, aged about 22 years, severely burned all over body. Removed to hospital by inmate in motor Taxi before arrival of Brigade. Since dead.
6-12-1960	7-39 P.M.	38-J, Shriram Gully, Worli Koliwada, Worli.	Wearing apparatus coming in contact with the naked light of stove.	Bai Savitribai Tukaram Surve, aged about 26 years, severely burned all over body. First-aid rendered by Brigade, and removed to hospital in Brigade Ambulance. Detained for treatment. Since dead.
8-12-1960	1-58 P.M.	Approach Road, Off Clerk Road, Mahalaxmi Municipal Blocks, Block No. 1, Room No. 39.	Naked light from stove coming in contact with sari.	Bai, Hirubai Naja, Sosa aged about 20 years, severely burned all over body. First-aid rendered by Brigade and removed to hospital in Brigade, Ambulance. Detained for treatment Since dead.
8-12-1960	8-46 P.M.	Rafi Ahmed Kidwai Road	Wearing apparel coming in contact with naked light of stove.	Bai Madhukanta Daulatrai Mehta, aged about 20 years, severely burned all over body. First-aid rendered by Brigade. Taken to hospital in Police Van before arrival of Brigade, Detained for treatment. Died on 9-12-1960.
15-12-1960	7-05 P.M.	22, Ram Mandir Road, Opp. Tilak Mandir Vile Parle (East).	Doubtful	... (1) Rajesh S. Killawala, aged about 7 years, severely burned all over body. Certified as dead by private doctor. (2) Mrs. India S. Killawala, aged about 27 years severely burned all over body. Removed to private dispensary by strangers before arrival of Brigade. First-aid rendered by private doctor and then removed to hospital in Brigade Ambulance. Detained for treatment. Since dead.
18-12-1960	8-27 A.M.	Worli B.D.D. Chawl No. 76, Room No. 40, Worli Main Road.	Wearing apparel coming in contact with naked light of stove.	Bai Tarabai Pandurang Pawar, aged about 19 years, severely burned all over body. First-aid rendered by Brigade. Taken to hospital in private car before arrival of Brigade. Since dead.
20-12-1960	8-10 A.M.	380, Block No. 5, Maharashtra Housing Board Colony, Seewri New Road.	Wearing apparatus coming in contact with burning stove.	Bai Savitabai B. Gurahwan, aged about 18 years, severely burned all over body. First-aid rendered by local doctor. Removed to hospital in Brigade Ambulance. Detained for treatment. Died in hospital on 20-12-1960.
26-12-1960	5-10 P.M.	13, Nawab Kamal Khan's Chawl, Imamwada Road.	Naked flames of a stove coming in contact sari.	Bai Tajmibai Raju, aged about 70 years, severely burned all over body. First-aid rendered by Brigade and removed to hospital in Brigade Ambulance. Detained for treatment. Subsequently died.
27-12-1960	10-45 A.M.	Moti Nigar, Opp. Mahim Railway Station, Tulei Pipe Road.	Doubtful	... Gunibai Kanchandbhai Chunilal, aged about 36 years, severely burned all over body. Found dead before arrival of Brigade. Body handed over to Police.

APPENDIX IV

Date.	Time.	Place.	Supposed Cause.	Particulars.
7-1-1961	6-04 P.M.	Ambedkar Road	... Doubtful	... Kashibai Govind Dalvi, aged about 15 years, severely burned. First-aid rendered by Brigade and removed to hospital in Brigade Ambulance. Detained for treatment. Died on 8-1-1961.
9-1-1961	12-27 P.M.	4, Gamdevi Road	... Sari coming in contact with burning wick of oil lamp.	Maltibai Ramrao, aged about 40 years, severely burned all over body. First-aid rendered by Brigade and removed to hospital in Brigade Ambulance. Detained for treatment. Subsequently died.
11-1-1961	8-49 A.M.	Zunka-bhakar Sevashram, Mahatma Gandhi Road, Goregaon.	Wearing apparel coming in contact with naked light from divtti.	Bai Manda Mahadev Karambelkar, aged about 15 years, severely burned all over body. First-aid rendered by Brigade and removed to hospital in Brigade Ambulance. Detained for treatment. Subsequently died.
16-1-1961	1-40 P.M.	Anand Mahal, Babulnath Road.	Doubtful	... Gayatribai S. Kehtan, aged about 24 years, severely burned all over body. First-aid rendered by Brigade and removed to hospital in Brigade Ambulance. Detained for treatment. Subsequently died.
18-1-1961	2-57 P.M.	50, Kadri Mansion, Lady Jamshedji Road.	Do.	... Kamalabai Vijana Solanki, aged about 20 years, severely burned all over body. Found dead before arrival of Brigade. Body handed over to Police.
19-1-1961	9-05 A.M.	211-E, Ambedkar Road	Do.	... Sudha S. Vohra, aged about 25 years, burned to death before arrival of Brigade. Body handed over to Police.
21-1-1961	7-31 P.M.	New Mahajan Wadi, Room No. 23, Kolbhat Lane.	Naked flame of a stove coming in contact with wearing apparel.	Bai Rajani Laxmidas, aged about 20 years, burned all over body. First-aid rendered by Brigade and removed to hospital in Brigade Ambulance. Detained for treatment. Subsequently died.
24-1-1961	7-52 A.M.	Golanji Hill Road, Ravji Sojpal Chawl, No. 12.	Doubtful	... Shri Marya Govind Raut, aged about 55 years, severely burned all over body. First-aid rendered by Brigade and removed to hospital in Brigade Ambulance. Detained for treatment. Died on 2-2-1961.
31-1-1961	8-13 P.M.	Jotiba Fule Road, Kohinoor Mills Chawl No. 8.	Do.	... Vithal Atmaram Raut, aged about 22 years, burned all over body. First-aid rendered by Brigade and removed to hospital in Brigade Ambulance. Detained for treatment. Died on 1-2-1961.
3-2-1961	1-55 A.M.	14, Sonapur 2nd Cross Lane, Chitra Bazar.	Sari coming in contact with naked light of stove.	Bai Vithabai Sitaram Pawar, aged about 25 years, severely burned all over body. Removed to hospital in private taxi before arrival of Brigade. Detained for treatment. Died on 10-2-1961.
12-2-1961	12-52 P.M.	Yadav Patil Lane, House No. 589, Cadell Road.	Wearing apparels coming in contact with divtti.	Nirmala Sitaram Parkar, aged about 13 years, severely burned all over body. Taken to hospital before arrival of Brigade. Detained for treatment. Since dead.
13-2-1961	8-05 A.M.	11-13, Nagindas Bhuvan, Mint Road.	Wearing apparel coming in contact lighted oil pressure stove.	Bai Sohagi Maganlal Vora, aged about 18 years, severely burned on back, thighs and hands first-aid rendered by Brigade, and removed to hospital in Brigade Ambulance. Detained for treatment. Later on died in hospital.
14-2-1961	6-27 P.M.	National Chemical Works, Patel Estates, Sonawale Road, Goregaon East.	Ethyl Acetylene Vapours coming in contact with boiler burner due to the failure of Ethyl Acetylene distillation plant.	Raoji Chaita, aged about 30 years, severely burned all over body. First-aid rendered by Brigade and removed to hospital in Brigade Ambulance. Detained for treatment. Since dead.
20-2-1961	12-58 P.M.	Shakti Printing and Dyeing Works, Chakla Street, Andheri East.	Naked light from segree coming in contact with wearing apparels on person.	Bai Sitabai Shamrao, aged about 70 years, severely burned all over body. First-aid rendered by employees. Removed to hospital in Brigade Ambulance. Detained for treatment. Since dead.
26-2-1961	2-21 P.M.	Rajwadi, Ghatkopar, Somayya College Huttments.	Sari coming in contact with lighted stove.	Bai Laxmibai Jajmal, aged about 25 years, severely burned all over body. First-aid rendered by Brigade and removed to hospital in Brigade Ambulance. Detained for treatment. Died on 27-2-1961.
27-2-1961	8-26 P.M.	Madhuban, 8th Nehru Road, Off Nehru Road, Santacruz.	Doubtful	... (1) Prabhakar Sitaram Satam, aged about 24 years, severely burned all over body, (2) Smt. Gladys aged about 20 years, severely burned all over body both were rendered first-aid by Brigade and removed to hospital in Brigade Ambulance. Detained for treatment. Since dead.
5-3-1961	6-57 P.M.	Worli Jail Road, B.D.D. Chawl No. 122.	Do.	... Pyarijan Reshamkhan, aged about 25 years, burned all over body, removed to hospital in Police Van before arrival of Brigade. Detained for treatment. Subsequently died.
8-3-1961	10-47 P.M.	28, Bhatia Mahajan Wadi, 398-D, Kalbadevi Road.	Do.	... Bai Anusayabai Ramniklal, aged about 26 years, burned all over body. First-aid rendered by Brigade and removed to hospital in Brigade Ambulance. Died on 13-3-1961.
10-3-1961	10-53 A.M.	Room No. 455, Block No. 13, Kalachowky Housing Board, Sewri.	Do.	... Sulochana Pandurang Shingvekar, aged about 17 years charred before arrival of Brigade. Body handed over to Police.

APPENDIX IV

Date.	Time.	Place.	Supposed Cause.	Particulars.
14-3-1961	9-56 A.M.	Kohinoor Mills Chawl No. 9, Room No. 550, Jotiba Fule Road.	Do.	... Anita Yashwant Bhuvad, aged about 19 years, succumbed to burns before arrival of Brigade. Body handed over to Police.
15-3-1961	7-30 P.M.	10, Bhatwadi 2nd Lane, Off Girgaum Road.	Sari coming in contact with live segree.	Sundarabai Sohiroba, aged about 55 years, burned severely on back and slightly on legs and hands. First-aid rendered by Brigade and removed to hospital in Brigade Ambulance. Detained for treatment. Died on 16-3-1961.
15-3-1961	8-54 P.M.	4, St. Paul Street, Wadala.	Doubtful	... Shri Shrinivas Ramchandra, aged about 22 years, severely burned all over body. First-aid rendered by Brigade and removed to hospital in Brigade Ambulance. Detained for treatment. Died on 18-3-1961.
16-3-1961	7-55 A.M.	101, Walkeshwar Road	... Naked light from gas stove coming in contact with sari.	Bai Vinodini Suresh Pandya, aged about 38 years, severely burned on hands and legs. First-aid rendered by Brigade and removed to hospital in Brigade Ambulance. Detained for treatment. Subsequently died.
20-3-1961	2-20 P.M.	678, DeLisle Road	... Doubtful	... Rukminibai Namdev Shivtarkar, aged about 15 years, severely burned all over body. First-aid rendered by Brigade and removed to hospital in Brigade Ambulance. Died in the hospital in the evening.
21-3-1961	2-03 P.M.	272, Abdul Rehman Street.	Sari coming in contact with flames of a stove.	Bai Aishabai Jakeria, aged about 28 years, severely burned all over body. First-aid rendered by Brigade and removed to hospital in Brigade Ambulance. Detained for treatment. Died on 22-3-1961.
24-3-1961	4-42 A.M.	Cottage Lane, Off Gokhale Road (North) Near Portuguese Church, 'Pragati', Block No. 6.	Doubtful	... Radhabai M. Telang, aged about 58 years, severely burned all over body. First-aid rendered by Brigade and removed to hospital in Brigade Ambulance. Detained for treatment. Died on 24-3-1961.
28-3-1961	4-58 P.M.	14, 2nd Banganga Road	... Do.	... Ahilyabai Harishchandra, aged about 25 years, severely burned all over body. First-aid rendered by Brigade and removed to hospital in Brigade Ambulance. Detained for treatment. Later on died in hospital.
31-3-1961	7-21 P.M.	Pathare Prabhu Dnyati Bhuvan, Chawl No. 5, Room No. 7, Cadell Road, Mahim.	Do.	... Mridula Chatrasen Talapade, aged about 17 years, severely burned all over body. First-aid rendered by Brigade and removed to hospital in Brigade Ambulance. Detained for treatment. Since dead.

APPENDIX VI.

BOMBAY FIRE BRIGADE

MONTH	TYPES OF FIRES.																								No. of FIRES.				Estimated loss in three classes of FIRES.
	Household.	Textiles. Woolen, Silk etc., Mills.	Oil mills, factories, ginning and pressing works and manufacturing concerns.	Graineries.	Stores and ware-houses, goods yards and sheds.	Explosive fire-works, match factories, etc.	Chemical Fires.	Cellulose spraying and lacquer manufacturing.	Electrical Installations.	Gunney Fires.	Timber and wood-works, etc.	Cinematograph films, celluloid, plastic, etc.	Docks, air-ports and railway installations.	Petroleum and oil refinery installations.	Shops, offices and commercial establishments.	Theatres, cinemas, dance-halls and places of public assembly.	Institutions, education libraries, hospitals' etc.	Gas, electricity, water sewage undertaking.	Professional establishments.	Farms, lands, hay-stacks and hay-ricks, etc.	Forest plantation.	Rail and road vehicles and rolling stock.	Refuse and outdoor storages.	Miscellaneous.	Small.	Medium.	Serious.	Total.	
April 1960	36	4	8	...	3	2	1	9	...	11	1	1	1	...	1	2	14	4	2	94	5	1	100	1,87,663
May 1960	32	2	10	...	8	1	1	6	...	15	1	11	17	16	116	4	...	120	91,312	
June 1960	34	2	10	...	12	8	6	2	1	...	8	4	8	90	5	...	95	85,243
July 1960	22	1	8	...	6	3	1	3	...	4	1	12	2	8	68	1	2	71	5,82,128
August 1960	30	5	5	...	2	3	4	...	10	...	1	4	2	1	63	3	1	67	5,97,513	
September 1960	25	5	7	...	4	2	2	...	6	...	1	1	12	5	3	73	73	32,131
October 1960	45	5	11	...	5	...	1	...	2	4	...	20	...	2	7	13	12	11	135	1	2	138	3,66,930
November 1960	44	6	12	...	8	...	1	...	4	7	...	9	...	3	3	...	2	4	12	15	6	131	4	1	136	3,01,428
December 1960	42	7	9	...	6	9	3	2	...	15	...	12	2	...	4	2	20	11	9	147	5	1	153	7,20,014
January 1961	39	15	11	...	9	12	9	...	10	...	1	2	5	17	14	17	153	4	4	161	34,89,406
February 1961	27	2	9	...	5	2	5	...	9	2	1	2	...	2	5	14	11	10	109	4	3	116	7,41,868
March 1961	37	9	8	...	8	4	...	2	...	7	...	7	2	2	3	17	26	8	135	3	2	140	3,84,174
Total	413	73	103	...	76	...	2	...	50	3	6	3	71	...	119	8	10	10	...	14	28	154	123	99	1,313	39	17	1,370	75,79,810

APPENDIX VII
BOMBAY FIRE BRIGADE.

TYPE OF FIRES.	Origin of Fire																			Total.
	Burning of waste grass lands.	Dust explosions.	Radiation.	Hot ashes.	Naked light.	Chimney.	Electric origin (D. E. C.).	Explosive fire works.	Gas, coal, furnaces.	Incendiarism.	Sparks from locomotion.	Mechanical heat or spark.	Ovens, stoves or open fires.	Careless smoking (Light thro wn down.)	Spontaneous combustion.	Chemical reaction.	Miscellaneous	Unknown.	Doubtful.	
(1) Household	1	...	75	...	84	102	34	3	58	56	413	
(2) Textile, Woolen Silk, etc., Mills	3	...	10	44	...	1	1	13	...	73	
(3) Oil mills, factories Ginning and Pressing Works and manufacturing concerns.	2	1	17	4	11	...	6	...	2	9	3	8	6	1	10	28	108	
(4) Graineries	
(5) Storage and Ware Houses, goods yards and sheds	1	...	1	...	12	1	1	1	2	8	5	4	1	38	76	
(6) Explosives, fire works, match factories, etc.	2	
(7) Chemical Fires	1	1	
(8) Cellulose spraying and lacquer manufacture	
(9) Electrical Installations	48	...	1	1	50	
(10) Chimney Fires	1	...	1	1	1	3	
(11) Timber and woods works, etc.	1	3	2	...	6	
(12) Cinematograph films, Celluloid, Plastic, etc.	1	2	...	3	
(13) Docks, Air-ports and Railway Installations	1	...	7	1	7	1	4	1	13	14	3	...	19	71	
(14) Petroleum and oil and refinery installations	
(15) Shops, offices and commercial establishments	1	...	13	...	41	2	8	19	2	3	9	20	1	119	
(16) Theatres, cinemas, dance halls and places of public assembly	1	4	3	...	8	
(17) Institutions, Educational Libraries, Hospitals, etc.	4	1	...	2	...	2	...	10	
(18) Gas, electricity, water sewage undertaking	5	2	1	2	...	10	
(19) Professional Establishments	2	12	...	14	
(20) Farms, lands, hay stacks, crops, hay ricks, etc.	1	5	1	5	...	28	
(21) Forest Plantation	16	
(22) Rail and road vehicles and rolling stock	1	9	...	96	1	...	1	1	5	16	1	...	11	12	...	154	
(23) Refuse and outdoor storages	7	3	93	3	...	1	16	...	123	
(24) Miscellaneous	11	2	2	39	2	...	25	18	...	99	
Total	7	10	151	6	314	5	9	3	5	64	119	257	36	14	61	251	58	1,370

APPENDIX VIII
BOMBAY FIRE BRIGADE

Types of Rescue Work	In Fires	In accidents.	Total
(a) Number of persons rescued alive without injuries or burns ...	175	213	388
(b) Number of persons rescued alive with burns and/or injuries and subsequently recovered ...	287	293	580
(c) Number of persons rescued alive with burns and/or injuries but subsequently died ...	118	34	152
(d) Number of human lives lost before arrival of Brigade ...	20	53	73
(e) Number of casualties amongst Fire Service Personnel ...	25	4	29
(f) Number of animal lives rescued ...	22	34	56

APPENDIX IX
BOMBAY FIRE BRIGADE

Fire Risk Covered

(a) Textile, Woollen, Silk and artificial Silk (Rayon etc. Mills)	86
(b) Ginning Mills	100
(c) Cotton Presses	7
(d) Oil Mills	28
(e) Petrol and Oil Storages and refineries	33
(f) Match factories, fireworks and explosives manufacturers	1
(g) Explosives stores	7
(h) Processes involving dangerous petroleum products	6
(i) Cinematograph films, Celluloide Plastics and Bakelite Works	65
(j) Timber and wood working paper manufacture	133
(k) Chemical Works	41
(l) Gas and Electricity Undertaking	8
(m) Docks, Railways, Air-Port installations	16
(n) Warehouses, Goods Yards, Goods Sheds	229
(o) Manufacture of Rubber Goods	16
(p) Manufacture of other goods	68

Water Facilities

(1) Hydrants and approximate capacity	9,747
(2) Water ponds	642
(3) Refilling Places	63
(4) Wells, Rivers and Canals	944
		{ 2 Canals (Sewage)	
(5) Other facilities like static tanks, storage tanks, etc. and Sea Water around the island of Bombay.	182

MUNICIPAL GARDENS

1. Shri G. S. Hegde held the post of Superintendent of Gardens during the year 1960-61.
2. *Sites.*—There are 24 gardens, 62 recreation grounds, 4 fountains, 7 traffic islands, 5 open spaces, 5 bandstands, 4 box hedges and 1 statue in charge of this department. Development of new sites were undertaken during the year. They are as follows :—

2. Dighi Tank, Mahim (b) Sion circle, (c) Extension of Oval Garden on Road No. 24, Sion, (d) Plot Nos. 121-123 and 128-130. Sion Wadala Estate.

3. *Visitors.*—The number of visitors to the garden is on the increase like last year.

4. *Victoria Gardens.*—Students from the colleges and schools were conducted around the garden and as usual Botanical specimen were supplied to the educational institutions in the State. During the year the ponds in the Victoria Gardens were remodelled. A portion of the Orchid House compound was laid out and built up into flower beds. The sides of the ground adjacent to the maidan (south west) were built up and along the edge to the north, a flower bed was laid out. The sides of the plot and pathways behind the Museum and adjoining Air Compressor Station were built and hedges and shrubs were planted along the sides. The old Amusement Park site and open plot in the external north east part of the Victoria Gardens were cleared off coarse matter and levelled up. A quadrant of the Summer house in the nursery was built.

The Garden dept. took part in the Vegetable, Fruit and Flower Show.

5. The Open Air theatre in the Victoria Gardens proved to be a centre of attraction. It was reserved on 87 occasions during the year under report for cultural programme, dramas and social gatherings conducted mostly by lower and middle class people and the annual yield by way of rent was Rs. 6,202.

During the year under report, 32 band, 24 Indian vocal music, 63 Orchestra, and 222 recorded music programmes were arranged at different gardens. In addition to this, music broadcast by all India Radio was relayed every day in the Victoria Gardens between 5 P.M. and 7 P.M. The elephant, camel and pony rides in the Victoria Gardens continued to be interesting as before.

5. Special repairs and some new works included in the budget estimate for 1960-61 were also carried out at the Victoria Gardens and other public gardens at a total cost of Rs. 1,54,459.00.

6. 941 trees were planted in the city on newly constructed roads and as replenishments of casualties on the roads and public gardens.

7. *Wild Life Day.*—Wild life week was celebrated like last year from 1st October to 7th October 1960 in the Victoria Gardens under the advice of the Indian Board for Wild Life. Voluntary donations were collected from the visitors to the Zoo and informative talks were arranged specially in the interest of the school going children.

8. The live stock in the Zoo section decreased by 13.4 per cent. as shown in Appendix A.

Increase.—667 mammals, and 31 birds were born, 125 mammals, 43 birds, and 3 reptiles were received as presents, 55 mammals, 25 birds, and 11 reptiles were purchased, 3 mammals were received in exchange.

Decrease.—68 mammals, 79 birds, 15 reptiles died, 725 mammals, 32 birds and 3 reptiles were sold, 1 mammal was given in exchange. 228 wild animals and birds were treated in the Zoo hospital and 214 specimen of Patho-bacteriological interests were examined free of charge at Bombay Veterinary college.

The total expenditure and income of the Garden department during the year under report was Rs. 9,75,648.00 and Rs. 80,812.00 as against Rs. 10,23,205.00 and Rs. 72,994.38 respectively.

APPENDIX "A"

List of Animals in the Zoological Section.

		Nos.			Nos.
<i>A.—Carnivorous Animals</i>			<i>E.—Primates or Monkey tribe</i>		
(1) Lion	...	3	(1) Drill	...	1
(2) Tiger	...	2	(2) Baboon Gelada	...	1
(3) Leopard	...	9	(3) Baboon dog faced	...	2
(4) Leopard Black	...	1	(4) Monkey Langoor	...	2
(5) Hyaena	...	8	(5) Monkey Sootymangaby	...	1
(6) Wolf	...	1	(6) Monkey Golden Rhesus	...	3
(7) Jackal	...	7	(7) Monkey Lion tailed	...	1
(8) Fox	...	2	(8) Monkey Rhesus	...	6
(9) Chow chow Dog	...	3	(9) Monkey Bonnet	...	2
(10) Dingo	...	1	(10) Monkey Mona	...	1
(11) Bear Sloth	...	2	(11) Monkey Vervet	...	1
(12) Bear Himalayan Black	...	3	(12) Monkey Pigtailed	...	2
(13) Bear Himalayan Brown	...	1	(13) Hullock Gibbon	...	1
(14) Bear, European, Brown	...	1	(14) Slender Loris	...	1
(15) Civet Lesser	...	1			
(16) Civet Palm	...	2			25
(17) Jungle cat	...	1			
(18) Mongoose	...	3			
(19) Dog local	...	4			
(20) Cat local	...	3			
(21) Cat Siamese	...	1			
		59			
<i>B.—Herbivorous Animals</i>			<i>F.—Birds</i>		
(1) Elephant	...	1	(1) Jungle fowl	...	10
(2) Camel	...	3	(2) Fowl, white Leghorn	...	1
(3) Rhino ceros	...	1	(3) Guinea fowl	...	20
(4) Hippopotamus	...	2	(4) Turkey fowl	...	5
(5) Zebra Chapman's	...	2	(5) Peafowl white	...	3
(6) Deer, Sambhar	...	4	(6) Peafowl, Indian	...	5
(7) Deer Spotted	...	23	(7) Pheasant, Fireback	...	1
(8) Deer Ribfaced	...	4	(8) Pheasant Silver	...	2
(9) Deer Fallow (Brown)	...	9	(9) Pheasant Amherst	...	1
(10) Deer Mouse	...	4	(10) Hornbill Pied	...	1
(11) Antelope Indian	...	10	(11) Hornbill King	...	1
(12) Antelope four horned	...	5	(12) Marsh Harrier	...	2
(13) Gazelle Indian	...	2	(13) Horned owl large	...	3
(14) Barbary Sheep	...	1	(14) Owllet spotted	...	2
(15) Fat tailed sheep	...	5	(15) Vulture	...	1
(16) Sheep Indian	...	1	(16) Quail, Bush	...	7
(17) Blue Bull (Nilgai)	...	11	(17) Partridge Chakore	...	1
(18) Pony	...	1	(18) Partridge, Indian Grey	...	5
(19) Wild Boar	...	3	(19) Pigeon Jacobin	...	7
		92	(20) Pigeon, Fantailed	...	33
			(21) Pigeon common	...	17
<i>C.—Marsupial animals</i>			(22) Pigeon Shiraji	...	12
(1) Kangaroo	...	3	(23) Pigeon Nun	...	3
(2) Rottenest Island Wallby	...	3	(24) Pigeon Powter	...	6
		6	(25) Pigeon Homer	...	4
			(26) Pigeon white crested	...	4
			(27) Pigeon Tumbler	...	8
			(28) Dove, white	...	6
			(29) Dove, Red	...	2
			(30) Dove, Crested	...	1
			(31) Dove, turtle	...	6
			(32) Dove green	...	1
			(33) Dove diamond	...	3
			(34) Weaverbird	...	1
			(35) Cockatoo, Blue eyed	...	1
			(36) Cockatoo Roseate	...	2
			(37) Parrot Alexandrine	...	1
			(38) Parrot Ring necked	...	13
			(39) Parrot Blossom headed	...	4
			(40) Budgigar	...	18
			(41) Budgigar Lutino	...	1
			(42) Myna Hill	...	1
			(43) Myna Brahmini	...	1
			(44) Myna Bank	...	2
			(45) Lalmunia	...	12
			(46) Finch Diamond	...	9
			(47) Finch Bicoloured	...	2
			(48) Finch, Silver	...	2
			(49) Finch Zebra grey	...	2
<i>D.—Rodents</i>					
(1) Guineapigs	...	60			
(2) Rabbit	...	14			
(3) Rat white (Albino)	...	46			
(4) Mice white	...	179			
(5) Wild Hare	...	3			
(6) English pigs (Albino)	...	4			
(7) Porcupine	...	2			
		308			

		No.			No.	
			<i>H.—Birds (Waders or semi Aquatic)</i>			
(50) Finch Zebra white	...	1	(1) Adjutant	...	3	
(51) Robin, Pekin	...	4	(2) Moorhen	...	3	
(52) Bulbul, Red whiskered	...	2	(3) Flemingo	...	1	
(53) Sparrow Java	...	6	(4) Stork Black necked	...	1	
(54) Magpie Blue	...	1	(5) Stork painted	...	1	
(55) Jay Nepal	...	4	(6) Ibes	...	7	
(56) Koel (Indian Cuckoo)	...	2	(7) Heron Blue	...	2	
(57) Drongo Racket tailed	...	1	(8) Heron Pond	...	4	
(58) Conure, Green	...	1	(9) Egret cattle	...	4	
(59) Laughing Thrush white crested	...	1				
(60) Whistling Thrush straited	...	2			26	
(61) Black Thrush	...	1	<i>I.—Birds (Flightless)</i>			
(62) Crane Sarus	...	4	(1) Emu	...	1	
(63) Crane Demoiselle	...	3	(2) Ostrich	...	2	
(64) Crane Crowned	...	2			3	
		289				
<i>G.—Birds Aquatics</i>			<i>J.—Reptiles</i>			
(1) Pelican	...	5	(1) Crocodile	...	2	
(2) Swan, Black	...	2	(2) Tortoise Giant	...	2	
(3) Goose Red bill wild	...	7	(3) Tortoise star small	...	9	
(4) Goose Indian	...	17	(4) Tortoise Mud or Ground	...	5	
(5) Goose Magpie	...	3	(5) Turtle Pond	...	3	
(6) Bargoose	...	3	(6) Python Indian	...	2	
(7) Duck Muscovi	...	1	(7) Python Malayan	...	1	
(8) Duck Brahma	...	1	(8) Snake rat	...	2	
(9) Duck Pintailed	...	1	(9) Snake Viper Green (Pit)	...	1	
(10) Duck comb	...	1	(10) Snake Cobra	...	2	
(11) Duck spotbill	...	5	(11) Snake Green Tree	...	1	
(12) Duck, wild spotted	...	2	(12) Snake, Diamond	...	1	
(13) Duck Mullard	...	1	(13) Snake, Saw scaled Viper	...	1	
(14) Pochard white eye	...	1	(14) Snake water	...	1	
(15) Pochard Large and small	...	2	(15) Snake viper Russels	...	1	
(16) Seagull, small	...	7	(16) Sand Boa, Black Russels	...	6	
		59	(17) Lizzard Monitor	...	2	
			(18) Chamealion	...	1	
					43	
			Grand Total ...			910

APPENDIX " B "

	Rs.
1. Camel and Elephant Ride	... 5,460.89
2. Pony ride	... 930.75
3. Camera admission passes	... 2,009.50
4. Receipts from other gardens	... 22,331.30
5. Sale of plants and flowers	... 32,076.52
6. Share of income from weighing scale	... 1,928.69
7. Collection from charity box	... 21.99
8. Miscellaneous Receipts	... 9,850.36
9. Rent for Open Air Theatre	... 6,202.00
	80,812.00

VICTORIA AND ALBERT MUSEUM

1. Dr. S. C. Upadhyaya held the Office of the Curator, Victoria and Albert Museum, during the year except from 1st March 1961 to 12th March 1961 when he was on Earned Leave and when Shri S. M. Shirodkar, Acting Museum Assistant (Clerk) looked after the work of the Curator.

2. Working of the Museum.

(a) The Museum remained closed on Mondays and important holidays. It was kept open on Wednesdays for ladies, children and parties of students of Primary Schools as usual (Appendix 'A').

(b) *Admission.*—Two ticket days were increased and admission fee was raised from $\frac{1}{2}$ Anna to 0.05 nP. per visitor above 12 years. Thus the ticket days were Tuesday, Friday, Saturday and Sunday from 15th July 1960 as per Corporation Resolution No. 532 of 7th July 1960. Wednesday was reserved as mentioned above and Thursday was free to all. The amount realised from sale of admission tickets and Museum Brochures was credited to the Revenue (Appendix 'B').

3. Additions, Alterations and Renewals

(a) *Reference Library.*—Thirteen books were added to the Museum Reference Library out of which ten were purchased at a total cost of Rs. 186.30 nP. and three were presented.

(b) Five specimens were purchased at a total cost of Rs. 2,012.00 a Patolu (tie and dye work), a Bidri Box, a Carved Ivory Bullock Cart, a Carved Ivory Bridge with elephants attacking wild beasts and a Bronze Parvati.

(c) *Equipment and furnishing materials.*—Three showcases were rejected and sold through the Controller of Stores. Four old stands were rejected. Eight small wooden showcases were purchased at a total cost of Rs. 1,386.00 for better display of Bidri, Enamelled ware, Soap Stone work and Imitation fruits. Additional glass labels and descriptive notes were put in some showcases. Showcases for Industrial Models, Mythology, Cottage Industry were re-arranged for better display and easier movement of visitors. Forty Five Industrial models were entirely repainted. Three figures from Armoury and three from Mythology Sections were repaired. A large map of Bombay (1897) was framed and exhibited in the Old Bombay Section. Some wooden exhibits in the Agriculture Section were cleaned and varnished. All specimens of Agate work were thoroughly cleaned and exhibited on new mounts. Cleaning and dusting of showcases and exhibits was carried out as usual. All books of the Reference Library were dusted and some damaged ones were chemically fumigated.

(d) *Civic Gallery.*—These show cases were dusted and cleaned from time to time. This Section continued to be popular with young children.

4. Educational Activities.

(a) Besides assistance given to students in the form of conducted tours, reference service was rendered to about 200 students scholars, merchants, etc. with the help of exhibits and books in the Reference Library. One Mrs. Hannah from Hawi was given probable readings of inscriptions photographs of which were shown by her to the Curator. One Shri Vhora was given information regarding Indian Costumes and models thereof. Some students of Museology of the Calcutta University visited the Museum to see models prepared and exhibited here, besides studying other problems of Museology. A teacher of the Brearby School, New York, was given information regarding Indian outdoor and indoor games. A postgraduate student working on minerals in the Poona University was given assistance with the help of exhibits and books. Four Japanese Scientists were given information regarding Prehistoric stone implements of India. An Officer from Films Division, Publicity Department, Government of Maharashtra was given full information regarding the Relief Map of Bombay exhibited here. A Professor of Sociology of the S. N. D. T. University was given information of ethnological interest required by her. One local artist was given information regarding Indian Classical and Folk dances with the help of books on that subject in the Library. Post graduate students of the Sagar University visited this Museum to see our collection of prehistoric stone implements. An Officer of the Central Hindi Directorate, Ministry of Education, New Delhi was given vernacular names of minerals. An Officer of U. S. I. Service, Bombay was given information regarding Agate Work. The Director of Oregon Museum of Science and Industry, Portland, U. S. A. was given information regarding Indian Minerals and Textiles. A photographer from Bharatiya Vidya Bhavan, Bombay took photographs of some models. The Department of Archeology, Government of India presented a map of India showing sites of Museums in India, which was framed and exhibited.

(b) Some post graduate students of History, Ancient Indian civilization and Culture and those of local art academies availed themselves of the books in the library.

(c) The Curator prepared a new catalogue of books in the Reference library.

(d) The Curator deciphered an inscription of the Valabhi Era and some coins and icons from photographs, belonging to local collections.

5. Income.

(a) From Admission Fees was Rs. 15,520.84 nP.

(b) From Miscellaneous Receipts Rs. 136.00.

The total expenditure on the maintenance of the Museum was approximately Rs. 48,000.

S. C. UPADHYAYA,
Curator.

APPENDIX 'A'

Attendance.

Year.	No. of days Museum remained open.	Total No. of visitors.	Total No. of School Children.	Daily average. of visitors.
1960-61	... 304	7,69,703	15,023	2,532
1959-60	... 231	6,13,191	13,393	2,654

APPENDIX 'B'

Income from admission fees.

Year.	No. of ticket days.	Total No. of tickets sold.	Amount realised.
1960-61	... 176	3,38,827	15,520.84
1959-60	... 81	1,78,093	5,460.20

APPENDIX 'C'

Income from sale of the Museum Brochure at 0.08 nP. each.

Year.	No. of copies sold.	Amount realised.
1960-61	... 1,700	Rs. 136.00
1959-60	... 1,500	Rs. 120.00

MUNICIPAL LIBRARIES.

1. **Supervision.**—Shri S. W. Apte, M.A., Dip. Lib., held the office of the Chief Librarian, Municipal Free Reading Rooms and Libraries during the year 1960-61 except from 1st April 1960 to 24th April 1960 when he was on earned leave. During the period of his absence, Shri A. R.E. Sonde, the senior clerk from the department looked after his work.

2. **Selection and Purchase of Books.**—For the use of the different Municipal libraries books in English and other local vernaculars on such subjects as General Knowledge, Philosophy, Religion, History, Short Stories, etc., were purchased as shown in Statement 'A'.

3. **Classification and Cataloguing.**—All the books purchased during the year were classified, accessioned, catalogued and circulated amongst the libraries.

4. **Circulation of Books.**—Statement 'B' shows how the books purchased during the year under report were distributed to the libraries.

5. **Magazines and Newspapers.**—Popular leading Indian Dailies, Weeklies and Monthlies in English and the regional languages were subscribed at the total cost of Rs. 5,541 for libraries.

6. **Statement of Visitors, etc.**—The number of Visitors and other particulars given in Statement 'C'.

7. **New Libraries.**—No New Library was opened during the year under report.

8. **Income and Expenditure.**—The total income derived during the year under report by way of fine, cost of missing books and sale of Newspapers, etc., was Rs. 1,987.06 as against Rs. 385.14 during the preceeding year. The sale of old newspapers has been effected during the year under report and hence the wide gap between the two corresponding incomes.

The expenditure in running the 14 libraries in City came to Rs. 80,709 as against Rs.72,262 during the preceeding year.

S. W. APTE,

Chief Librarian.

STATEMENT 'A'

Books purchased for City Libraries.				
Languages.	1959-60.		1960-61.	
	Books No.	Cost.	Books No.	Cost.
English	60	Rs. rP. 289.83	77	Rs. nP. 345.00
Gujarati	212	627.53	249	838.30
Hindi	178	554.99	167	572.76
Marathi	401	912.98	587	1,608.93
Urdu	249	824.39	230	634.43
Total ...	1,100	3,209.72	1,310	3,999.42

STATEMENT 'B'

Library at.	BOOKS.					
	English.	Gujarati.	Hindi.	Marathi.	Urdu.	Total.
(1) Parel	6	20	12	59	...	97
(2) Gell Street	6	20	12	58	44	140
(3) Foras Road	4	...	12	56	...	72
(4) Kamathipura	4	20	44	68
(5) Chikhalwadi	6	20	12	57	...	95
(6) Minara Masjid	6	15	46	67
(7) Null Bazar	4	22	12	57	...	95
(8) Bapukhote Street	7	25	16	...	53	101
(9) Naviwadi	4	22	...	53	...	79
(10) Circulating Library	4	33	43	80
(11) Mandvi	4	59	...	63
(12) Gokhale Road	6	20	67	60	...	153
(13) Naigaum	8	20	12	67	...	107
(14) Sewri	8	12	12	61	...	93
Total ...	77	249	167	587	230	1,310

STATEMENT 'C'

Statement showing number of visitors and other particulars showing the progress of different libraries in 1960-61

Libraries at.	Number of Visitors.	Books issued on				Periodicals subscribed to			Income appr.	Expr. appr.
		Deposit.	spot.	New Depositors.	Refund passed	Dalies.	Week-lies.	month-lies.		
(1) Parel ...	49,853	3,599	1,251	45	31	9	4	19	171.35	4,587.65
(2) Cell Street ...	30,187	772	453	19	8	12	6	24	141.68	4,630.87
(3) Foras Road ...	29,710	1,186	373	23	20	6	4	14	143.58	4,055.64
(4) Kamathipura ...	29,238	1,410	949	38	26	7	5	11	137.87	4,667.53
(5) Chikhelwadi ...	23,443	1,806	425	27	24	9	5	17	150.76	3,148.53
(6) Minara Masjid ...	17,159	963	457	31	15	7	3	12	151.73	4,932.46
(7) Null Bazar ...	24,833	2,048	459	47	45	8	6	19	142.62	3,949.54
(8) Bapukhote Street ...	29,227	1,912	1,145	53	42	7	4	13	154.00	5,767.81
(9) Naviwadi ...	7,854	1,989	1,202	35	34	3	6	17	136.17	4,457.80
(10) Circulating	5,768	1,516.91
(11) Mandvi ...	23,160	2,876	483	43	15	6	6	14	201.05	3,501.84
(12) Gokhale Road ...	20,092	2,678	1,032	45	25	8	6	19	171.88	4,393.25
(13) Naigaum ...	16,633	778	937	21	19	6	5	14	137.67	4,096.21
(14) Sewri ...	16,137	2,039	784	33	15	6	6	14	146.70	4,374.05
C. L. s Office	22,628.91
Total 1960-61 ...	3,17,515	24,056	15,718	460	319	1,987.06	80,709.60
1959-60 ...	3,14,193	24,854	18,989	455	321	385.14	72,862.76
1958-59 ...	2,90,903	24,110	21,328	506	407	1,949.01	64,732.00
1957-58 ...	2,85,992	24,618	15,858	591	427	1,247.76	46,256.00
1956-57 ...	2,61,745	22,770	21,761	673	496	1,386.70	46,901.97

CENTRAL STORES

Subject: *Administration Report for the year 1960-61.*

1. During the year Shri F. D'Souza continued to be the Controller of Stores, except from 13th June 1960 to 24th July 1960 during which period he was on Earned Leave. During his absence Shri K. A. Mehta, Dy. Controller of Stores (Tech.) was appointed Ag. C.S.

2. *Tenders and Contract.* Tenders were invited for the purchase of Stores during the year under report in 93 cases as against 191 cases in the preceding year. This is because, the tenders which were being invited between Oct. to January every year have now been staggered throughout the year so that there may not be heavy rush during the period of 4 months from October to March as hitherto. The number of contracts for the various schedule articles entered during the year was 272 as against 255 in the preceding year. A few of the tenders and quotations were rejected due to high rates quoted by the tenderers.

3. During the year about 40990 tons of cement worth about Rs. 53.20 lakh, 477833 R.ft. Galvanized Iron Pipes worth about Rs. 5.36 lakhs, 5,12 687 Rft. of Cast Iron pipes and Asbestos pipes worth about Rs. 66.56 lakhs; 2700 Tons of Iron Materials worth about Rs. 18.94 lakhs and 453178 yards of cloth worth about Rs. 4.47 lakhs were purchased. 65600 K. G. of Grain (Grams, and Bajri) for the Head Supervisor and the Superintendent of Gardens, worth about Rs. 30,240 were purchased. In addition, this department purchased for various Hospitals and Maternity Homes about 2935 Quintals of Wheat, Rice worth about Rs. 156832.87 Although the control on C. I. pipes and all types of cloth was lifted, the Government reimposed control on steel materials in the month of Sept. 1955. All Government and Semi-Government bodies received their requirement of steel only on Quota Certificates, i.e. planning is done on producers and Registered Stockists and not on Bombay dealers, thereby obtaining the materials at cheaper rates. The control on Cement still continues and it is only obtained on authorisations issued by the Government.

Plant and Machinery Section.—This section has made various purchases of Plant and Machinery, Chemicals, such as alum, aluminium sulphate, barium carbonate, engineering materials such as Bitumen asphalt sand, metal, etc., steel and wooden furniture, vehicles, pumping sets, etc., for the various departments of the Corporation. For this purpose 80 advertised tenders plus 22 yearly schedules by Public Advertisement and 107 sealed quotations were invited involving 663 items costing Rs. 71 lakhs approx. Wooden and steel furniture required by the various Hospitals and the departments were also standardized and direct debit schedules were framed for the same during the year under report.

Diet Section.—Since 1958-59 the work of invitation of dietary tenders has been entrusted to Stores Department. Municipal Hospitals and Maternity Homes spread over whole of Greater Bombay are suitably grouped and tenders are invited groupwise and localitywise. There were about 27 tenders and the cost of contracts for the supply of dietary articles amounted to Rs. 16 lakhs approx. There is still scope to revise the present tenders for securing the economical rates for dietary articles and to effect reduction in dietary costs of the Hospitals and Maternity Homes. The specifications for various dietary articles have since been finalised. This section also looks after the stationery tenders as well as firewood for cemetaries etc.

S. I (Food).—This post was created from 2nd March 1959 for exercising effective check on the receipt of dietary articles supplied to various Municipal Medical Institutions. This post has been proposed to be brought on permanent schedule since there was a remarkable progress with regard to collection of Statistics of consumption with a view to laying down general standard for all Institutions, investigation of complaints regarding raw supply, defective supply and replacement of the same etc.

4. The value of Stores and other materials purchased during the year including articles received from other departments on Return Stores Mema amounted to Rs. 191.69 lakhs as against Rs. 149.53 lakhs in the preceding year. This increase was mainly due to purchase of Cast Iron and Asbestos Pipes, and Cement etc., from contractors and Government during the period under report.

5. Purchase of articles by Direct Debits to departmental grants amounting to Rs. 25,24,618.00 were effected.

6. Most of the articles purchased were of India Manufacture and the value thereof amounted to about Rs. 181.61 lakhs and the value of foreign goods purchased amounted to about Rs. 10.08 lakhs. During the year 24 Import Licences aggregately valued at about Rs. 2,92,649.80 were received. Due to the Government restrictions many of our applications for import Licences for Plant and Machinery items were rejected by the Government as a result of which, this department had to procure only materials of indigenous make and even abandon the proposals for foreign materials where it was not possible to procure licences.

7. 6541 orders for the purchase of stores were placed with the contractors and other dealers as against 5325 orders in the preceding year.

8. 43028 Indents and Sales Mema were received from the departments as against 44059 in the preceding year. With effect from October 1960 the method of indenting on C.S. was changed. The indents were spaced out and each consuming department was apprised of their day for drawing the materials from the Central Stores, with a view that each department should draw their requirements once in three months i.e. only 4 times in a year.

9. Indented articles which were not in stock or for which no contracts had been entered into were secured from the market by invitation of quotations or tenders by public advertisements except in a few cases wherein direct purchases were made from the market as such a course was found to be more economical and expeditious. The total number of casual or market inquiries or quotations invited was 609 as against 420 in the preceding year.

10. Articles received from the contractors and others were examined and compared with the approved samples before acceptance and where the articles differed from the samples, they were rejected and got replaced. The chemical test reports were invariably carried out in case of important paints, turpentine, linseed oils, soaps, disinfectants, etc., while S.W. Pipes and C.I. Pipes were subjected to Hydraulic tests before acceptance. Cement supplied were invariably tested for tensile strength.

11. *Sale of unserviceable articles.* Mixed scrap received from different departments was sold by private offers and Cast Iron scrap was retained for issuing to Municipal Contractors for manufacturing castings as per condition of the contract. The total amount realised by the sale of unserviceable articles including mixed scrap by private offers during the year amounted to Rs. 1,19,678.64 nP. as against Rs. 45,700.51 nP. in the preceding year.

12. The total turn-over of this department, viz., the Receipts and Issues of Stores during the year came to Rs. 347.21 lakhs as against Rs. 267.21 lakhs in the preceding year.

13. The stock of stores on hand was verified departmentally and through the Municipal Stock Verifiers. The departmental verification and that by Municipal Verifiers showed no appreciable differences.

The balance of stock on hand on 31st March 1961 was worth Rs. 96.39 lakhs at the Central Stores and Rs. 2.24 lakhs at the Foras Road Depot, totalling to Rs. 98.63 lakhs as against Rs. 61.47 lakhs including Foras Road Depot in the preceding year.

14. The usual practice of inviting annual tenders of various Schedules for the ensuing year during the months of Oct. 1960 to January 1961, was changed and instead the tenders were staggered throughout the year so that the burden of labour may not be more on the restricted period of 4 months only. Hence at the rate of about 20 tenders per month, some were invited in November, December 1960, January 1961, February March 1961 and so on and the contract periods also were kept running as from March to February, April to March, May to April, June to May and so on.

15. The quantities of Cement, & C.I. pipes purchased were more than those purchased last year, the purchase of each of these articles involved considerable labour and time. There were many difficulties in obtaining early permits and taking deliveries. The distribution of these items amongst various departments also involved a good deal of work. The distribution of cement and steel amongst the contractors and various consuming departments presented special difficulties in view of the fact that the supplies of both these materials were not steady and continuous. However, this department was able to meet the difficulties.

16. *Sub Depot at Foras Road.*—The Sub-depot at Foras Road meant for M. E., & T. S. was under the direct control of the Controller of Stores. The articles required by the T.S./M.E. was indented in bulk from the C.S. and issued to T.S./M.E. by the Sub-Depot in piece meal as required by them. It was proposed to handover this Sub-Depot in charge of E.E. (Mech.) from 1st May 1960, but could not be done as the stock verification was not completed by that time. It has however, been handed over to E.E. (Mech.) from 1st April 1961. The staff attached to the Sub-Depot was also transferred under the charge of E.E. (Mech.).

17. *Sub-Depot in the Suburbs.*—With a view to facilitating easy and speedy removal of materials required by the offices situated in the Suburbs and to save considerable amount by way of transport which is being incurred at present in transport of materials from the Central Stores to the Suburbs, it has been decided to open Sub-Depot at Vikhroli on the Central Railway, to serve Eastern Suburbs. The plot at Vikhroli is already in Municipal possession and detailed estimates for filling the plot and construction of compound wall has been approved by the Works Committee. The detailed estimates for provision of office, Godown building etc, are under way and the depot at this place is expected to function in the course of next year.

18; *Housing.*—With a view to housing essential staff of the Central Stores, one structure of 16 tenements estimated Rs. 1 lakh approx. was constructed in the Yard No: 2 at the junction of Delisle Road and Arthur Road. Each tenement consists of 1 room and a kitchen with self sufficient arrangement of water supply and sanitary arrangements. Allotment of these tenement has been done.

19. *Office Building.*—At present, the office staff is accommodated in two separate buildings situated in the same compound. The new Building planned on modern style estimated to cost Rs. 2 lakhs is now complete and expected to accommodate the entire office staff in one building so as to facilitate supervision over the staff.

20. Statements showing (A) the Stores transactions during the year as required by Clause XIX of the stores Audit Manual (Appendix 'O') and (B) the details of the stock on hand at the close of the year are appended.

F. D. SOUZA,
Controller of Stores.

APPENDIX 'O'

Statement 'A' showing Stores Transactions during the year 1960-61.

Particulars.	CENTRAL STORES				FORAS ROAD DEPOT.			
	Capital Stores.	General Stores.	Line Suspense Account.	Total Columns 2, 3 & 4.	Capital Stores.	General Stores.	Line Suspense Account.	Total of Columns 6, 7 & 8.
(1)	(2)	(3)	(4)	(5)	(6)	(7)	(8)	(9)
	Rs.	Rs.	Rs.	Rs.	Rs.	Rs.	Rs.	Rs.
Value of Stores on hand on 1st April 1960.	52,03,633.60	7,29,697.71	88,477.56	60,21,808.87	17,600.09	1,07,881.31	...	1,25,481.40
Value of stores received including transfers during 1960-61 ...	1,57,35,712.41	34,33,667.49	...	1,91,69,379.90	36,526.66	2,46,747.46	...	2,83,274.12
Total ...	2,09,39,346.01	41,63,365.20	88,477.56	2,51,91,188.77	54,126.75	3,54,628.77	...	4,08,755.52
Less—Value of stores issued including transfer during 1960-61 ...	1,23,69,770.30	31,81,718.29	224.26	1,55,51,712.85	22,378.19	1,62,251.62	...	1,84,629.81
Balance on 1st April 1961 ...	85,69,575.71	9,81,646.91	88,253.30	96,39,475.92	31,748.56	1,92,377.15	...	2,24,125.71

F. D'SOUZA,
Controller of Stores.

APPENDIX 'O'

Statement 'B' showing the details of stock held on 31st March 1960 and 1961.

PARTICULARS.	Amount at Central	Amount at Central	Amount at	Amount at
	Stores 1960.	Stores 1961.	Foras Road Depot. 1960	Foras Road Depot 1961
	Rs. nP.	Rs. nP.	Rs. nP.	Rs. nP.
CAPITAL ACCOUNT				
(1) Cement	3,24,470.40	5,23,719.69
(2) C. I. Pipes, Manholes, Hydrants, Water and Drainage Castings, etc. ...	20,82,186.44	42,89,676.05
(3) M. S. Round Bars, flats, squares, plates, C.I. and G.I. Black sheets etc., ...	15,00,979.93	22,33,747.02	15,563.67	28,513.75
(4) Pipes Stoneware and Hume	13,684.13	7,630.21
(5) Galvanized Pipes and Fittings	11,97,792.15	14,13,334.50	2,035.42	3,234.81
(6) Lead Pig and Lead Wool and Lead Pipes,	79,662.82	62,784.45
(7) Asbestos sheets and pipes and fittings	4,857.73	38,683.79
LINE SUSPENSE ACCOUNT.				
(8) Water works castings on the line	88,477.56	88,253.30
GENERAL ACCOUNT.				
(9) Spindles brass and fittings	37,057.67	42,641.79	14.36	9.18
(10) Meter parts	11,140.43	8,673.01
(11) Bolts, Nuts, Rivets, Nails, Hooks and Eyes, Washers and Hardware, etc. ..	60,507.19	54,320.36	4,755.84	4,515.61
(12) Brooms Goa, Date and Brushes	26,813.61	18,254.76	406.86	107.40
(13) Cables and wires	21,182.86	36,141.82	23,522.41	17,639.91
(14) Electric Accessories, Bulbs Electrodes, Dry cells, etc.	63,200.47	75,234.95	37,905.07	35,013.30
(15) Files and Rasps	3,005.80	1,764.46	1,630.16	946.94
(16) Motor spare parts	9,146.52	6,136.94
(17) Oil Castor, Coconut, Sweet, Kerosene, Grease, Lubricating, etc.	3,713.96	3,920.18	920.13	1,376.18
(18) Timber, Ladder, Shaft Bhendiwood, Nowghani Poles, Plywood sheets, etc. ...	1,352.46	880.36	601.98	614.95
(19) Clothing	1,44,626.64	2,69,623.21	81.44	1,103.21
(20) Disinfectants, Tropical chloride of Lime, Cleaning powder,	15,292.33	7,288.98	178.55	163.05
(21) Motor tyres, tubes,	1,29,211.48	...	2,168.53	1,04,315.00
(22) Tools, Machinery, foot rules, spanners, drills, saws, angers, screws, etc. ...	20,273.67	34,043.98	1,712.69	2,792.55
(23) Soap and Soda	10,801.69	3,055.26	1,190.69	783.43
(24) Baskets cane, bamboo and wooden	18,871.71	18,246.21	31.37	68.10
(25) Buckets, dust bins, Ghamelas, Enamelware, Glassware, Hurricane Lanterns, etc.	28,185.48	66,600.91	157.03	99.58
(26) Hose rubber, belting, canvas	10,439.77	32,602.46	648.91	1,585.29
(27) Firewood, Gascoke, Steamcoal, coaltar, pitch, charcoal, etc.	651.26
(28) Wires, brass rods, copper sheets, zinc sheets, etc.	20,207.28	39,244.80	6,339.17	5,779.24
(29) Leather hides, chamois, chappals, plungers, boots and other leather articles ...	4,829.01	9,914.00	88.79	674.42
(30) Coir goods, cotton goods, yarn spun, waste cotton, packing asbestos, etc. ...	15,079.55	32,733.10	609.76	618.21
(31) Paints, Powders, linseed oil and turpentine	22,291.01	55,137.12	4,320.03	3,419.71
(32) Locks of sorts	3,724.79	5,845.13	439.98	1,116.71
(33) Miscellaneous, (Polish, candles, glue, gum, tiles, Powras, showels, spirit, typewriter, matches, grains, poles, B.R.C. Fabric etc.	57,888.85	1,64,828.70	11,011.04	3,498.24
Total Rs. ...	60,21,808.87	96,39,475.92	1,25,481.40	1,92,377.15- 2,24,125.71

F. D'SOUZA.
Controller of Stores.

LICENCE DEPARTMENT

During the year 1960-61, Shri C. K. Patel, Superintendent of Licences continued to be in charge of the department.

The Licence Department functions in three wings, namely (i) Licence Section, (ii) Encroachment Section and (iii) Advertisement Section and deals with Sections 394, 412-A, 390, 313, 313A, 313B, 314, 328 and 328A of the Bombay Municipal Corporation Act. The department makes its own valuable contribution in making the city cleaner, safer and more beautiful to live in.

Licence Section

General. This section issues licences under Section 394 and 412-A and permits under Section 390 and 393 of the Bombay Municipal Corporation Act, regarding trades and industries and controlling the storages of hazardous goods.

During the year under report, 37699 licences were issued *vide* items Nos. 1, 2 and 3 of Appendix A.

The rates of licence fees continued to be same as they were in the previous year. Proposals made for revising the schedule of fees were still under the consideration of the Corporation.

An amount of Rs. 12,03,602 was realised by way of licence fees upto 31st March 1961 (*vide* Appendix A). The amount outstanding as licence fees on 31st March 1961 was about Rs. 1,25,781 as against Rs. 1,54,943.00 on 31st March 1960. Out of this amount, approximately a sum of Rs. 1,84,276 was held in deposit and the same is being adjusted in the account. Thus the total licence fee collected was about Rs. 13,87,878 as against Rs. 14,88,868.00 for the last year.

Prosecutions. There were 1102 cases outstanding on 1st April 1960. During the year under report, 2534 prosecutions were launched for infringement of Sections 394, 412A, Convictions were secured in 2138 cases. 765 Cases were withdrawn as the parties concerned either paid the licence fees or complied with the requirements of the department. The amount of total fines inflicted in prosecution was about Rs. 30,225. The total number of cases that remained undisposed of on 31st March 1961 was 718 (*vide* Appendix B).

New Renewal system and application form, deposit system and inspection report forms. Marginally noted administrative measures which were continued and repeated last year are continued.

General. Proposals made for amendments to relevant sections of the Bombay Municipal Corporation Act for tightening the control over storages and trades were still under the consideration of the Corporation.

Encroachment Section

The total number of monthly hawkers and squatter licences issued, during all the months of the year
Number of hawkers. was 51,902 (*vide* Appendix C).

An amount of Rs. 5,74,002 was realised as licence fees. The removal charges recovered under Section 490 amounted to Rs. 2,05,082 (*vide* appendix C). The outstanding amount of licence fees from squatter licences as on 31st March 1961 was about Rs. 44,758.00

During the year, the Encroachment removal Section tackled 71006 hawkers and 162488 items were seized from them. The total collection by way of redemption charges amounted to about Rs. 2,12,465.00. Details are given in appendix D. As per Corporation Resolution No. 741, dated the 29th August 1960, the licence fees were revised with effect from 1st October 1960.

Auction Sale of un-re deemed goods. During the year, there were in all 1529 auction sales, out of which 1452 were in respect of perishable goods and 77 for non-perishable goods which were seized by the Encroachment Removal Section and which were not redeemed by the hawkers concerned. An amount of Rs. 13,866 was realised as auction sell proceeds as against Rs. 12133 last year.

The new policy of issuing hawkers' licences as reported last year is continued and new licences are issued accordingly. The deposit system as reported last year is continued.

It was felt that there was general dissatisfaction among the hawking community regarding grant of licences in vacancies in the reserved areas and new reserved areas. In order that every applicant gets square and fair deal a vacancy list is published every month on the Notice Board inviting applications. Lots are drawn amongst the applicants in presence of S. L. in his absence A. S. L. and a representative of A. O. E. by a lady clerk from Section other than Encroachment. The lucky persons are informed by post immediately and the list of lucky candidates is put up on the Notice Board after a couple of days so that poor persons may not be exploited by others. Applications of scheduled castes are given reserved quota.

Advertisement Section

This section enforces Sections 328 and 328-A of the Bombay Municipal Corporation Act and thereby regulates various types of advertisements in the city.

The total number of permits for advertisements issued during the year under report was 2896 (*vide* appendix E). Total amount received was Rs. 6,19,962.00.

On 31st March 1960, there were 3479 cases pending in the courts. During the year 1942 prosecutions were launched for contravening Sections 328 and 328-A, and convictions were secured in 361 cases. 3241 Cases were withdrawn as the parties concerned either paid the permit fees or complied with the requisitions of the department one acquittal was granted during the year under report. 1818 cases remained undisposed of on 31st March 1961.

The advertisement fees were revised under Corporation Resolution No. 2352, dated the 31st March 1960 with effect from 1st April 1960. An amount of Rs. 6,19,962 was realised as licence fees.

Financial. The aggregate collection of the department amounted to Rs. 28,15,112 out of which Rs. 20,76,852 represent the total revenue of the department as against the aggregate amount of Rs. 27,05,647 in the previous year. An amount of Rs. 7,38,260 is lying in deposit which is being adjusted.

While striving to effect economy constant with efficiency the department is being reorganised with effect from January 1961 and the details of changes made will be reported next year.

C. K. PATEL,
Superintendent of Licences.

APPENDIX—A.

Statement showing the number of licences and permits issued and amount of fees recovered in the years 1958-59 to 1960-61 :—

Serial	Particulars.	Number of permits and licences.			Amount of fees recovered.		
		1958-59	1959-60	1960-61	1958-59	1959-60	1960-61
					Rs.	Rs.	Rs.
1	Commodities and Trades (Section 394).	34,100	36,417	36,497	10,86,980	12,46,700	11,13,295.45
2	Steam Whistle blowing (Section 393).	50	50	55	1,020	970	1,095.00
3	Milk Products, ghee and butter (Section 412-A).	1,166	1,132	1,147	1,260	5,976.25	6,953.75
4	Factories (Section 390).	679	812	1,116	65,332.50	78,112.50	76,242.50
5	Transfer of licences (Section 394 and 412-A).	2,085	...	1,636	7,398.00	8,291.37	6,015.00
6	Transfer of permits.
	Total ...	38,080	38,411	40,451	11,67,990.50	13,40,050.70	12,03,601.70

APPENDIX—B.

The number of prosecutions launched by Licence Section during the years 1958-59 to 1960-61 and the result thereof :—

Year.	Offence against section.	No. of cases remaining undisposed off.	Total No. of cases instituted.	No. of cases withdrawn on compliance with law.	No. of cases which resulted in conviction.	Amount of fines inflicted.	Number of cases which resulted in acquittals.	Number of cases remaining undisposed of on 31st March of the year.
1958-59 ...	394	614	1,457	392	945	21,930	13	721
1959-60 ...	394	721	1,964	581	1,011	22,344	6	1,087
1960-61 ...	394	1,087	2,531	747	2,138	30,225	15	718
1958-59 ...	412-A	22	7	5	1	23
1959-60 ...	412-A	23	8	15	1	5	...	15
1960-61 ...	412-A	15	3	18

APPENDIX—C.

Statement showing the number of Hawkers of and Squatters Licences issued and amount of fees collected during the years 1958-59 to 1960-61:—

	Number of licences issued.			Amount of fees collected.		
	1958-59	1959-60	1960-61	1958-59	1959-60	1960-61
	Rs.	Rs.	Rs.	Rs.	Rs.	Rs.
Squatters' fees collected in Reserved Area (under Section 313).	36,588	39,012	42,984	4,10,764	3,84,460	5,26,659.00
Fees received from Itinerant Hawkers' licences (under Section 313-A) R.H.C.	6,389	7,335	8,918	22,254	25,390	47,343.00
Total ...	42,977	46,347	51,902	4,33,018	4,09,850	5,74,002.00
Recovery of expenses (under Section 490) for Removal of Encroachment under Section 314	2,09,957	2,25,907	2,05,082.00
Total ...	42,977	46,347	51,902	6,42,975	6,35,757	7,79,084.00

The outstanding amount of licence fees from squatters as on 31-3-1961 is Rs. 44,758 approx.

APPENDIX C—1.

Month-wise number of licences Renewed/ issued.

MONTH	I. H. LICENCES		R. H. LICENCES		S. H. LICENCES		SQUATTERS.							
							SQUATTER.		TYPIST.		COBBLERS		BARBERS	
	No. Re-n ^{ew} ed.	No. of new licences	No. Re-n ^{ew} ed.	No. of new licences	No. Re-n ^{ew} ed.	No. of new licences	No. Re-n ^{ew} ed.	No. of new licences	No. Re-n ^{ew} ed.	No. of new licences	No. Re-n ^{ew} ed.	No. of new licences	No. Re-n ^{ew} ed.	No. of new licences
1960.														
April ...	231	3	375	14	395	...	2240	16	77	...	477	6	182	...
May ...	231	2	375	14	370	...	2256	20	72	...	483	6	182	...
June ...	231	3	375	17	365	...	2276	19	72	...	489	4	182	...
July ...	227	1	438	13	367	2	2295	18	68	...	495	5	180	...
August ...	227	3	438	14	366	...	2310	20	65	...	501	6	178	...
September	227	1	438	14	366	...	2328	14	65	u	506	3	180	...
October...	235	...	492	16	367	1	2340	19	63	...	511	8	179	...
November	235	2	492	13	367	...	2362	23	63	...	517	5	179	...
December	235	...	492	14	367	...	2376	11	63	...	523	5	179	...
1961.														
January ...	242	...	537	16	367	1	2397	19	62	...	531	8	179	...
February	242	1	537	16	368	...	2416	21	59	...	535	5	179	...
March ...	242	...	537	13	368	...	2438	20	59	...	538	7	179	...

Commodity-wise number of licences issued.

I.H.C.	R.H.C.	S.H.C.	Squatters.	Typists.	Cobblers	Barbers	Total
242	537	368	2438	59	538	179	4361

APPENDIX—D

Summary of Encroachments seized and the revenue realised during 1960-61.

Lorry Supervisor No.	No. of hawkers tackled	No. of items seized	No. of unauthorised hand carts.			Collection Realised		Total.
			Rs. 25	Rs. 20	Rs. 6	Lorry Supervisor.	Preventive Squad.	
I ...	11,216	22,582	93	237	164	23,450.50	19,792.75	43,243.25
II ...	10,856	25,932	85	147	156	24,230.00	10,357.25	34,587.25
III ...	14,231	34,055	77	267	153	26,811.50	11,112.25	37,923.75
IV ...	11,326	23,827	132	277	131	24,622.00	8,238.25	32,860.25
V ...	11,033	27,255	106	279	74	29,385.00	3,933.00	33,318.00
VI ...	12,344	28,837	123	219	65	24,179.75	6,353.00	30,532.75
Total ...	71,006	1,62,488	616	1,426	743	1,52,678.75	59,786.50	2,12,465.25

APPENDIX—E.

Statement showing the number of permits for advertisements issued and amount of fees collected during the year under Section 328 and 328-A.

Particulars.	No. OF PERMITS ISSUED			AMOUNT OF FEES COLLECTED.		
	1958-59	1959-60	1960-61	1958-59	1959-60	1960-61
				Rs. nP.	Rs. nP.	Rs. nP.
Wall posters, hoardings and boards ...	1,362	1,435	868	1,61,057.38	1,91,190.64	1,17,730.75
Movable boards on hand-carts etc.	284	250	139	73,317.60	72,737.20	16,109.70
Illuminated advertisements and sky-signs.	1,262	1,611	1,359	1,81,923.04	1,98,566.79	3,91,255.66
Non-illuminated sky signs and advts. ...	599	602	484	29,627.75	26,878.22	38,765.30
Non-illuminated kiosks (Number of Kiosk).	18 (4,063)	6 (1,171)	13 (1,907)	10,157.50	2,997.00	5,665.00
Wall paintings ...	41	52	33	5,559.50	9,843.45	6,453.35
Auctioners
Space Rent	35,796.00
Composition for delays	12,331.27	9,143.57	8,186.26
Total ...	3,566	3,956	2,896	4,73,974.04	5,11,356.87	6,19,962.02

APPENDIX—F.

The number of prosecutions launched during the year under report and the results thereof as compared with those of the preceding two years are as under :—

Year.	Offence against section.	Number of cases remaining undisposed of on 31st March.	Total No. of cases instituted.	No. of cases withdrawn on compliance with the law.	No. of cases which resulted in conviction.	Amount of fines inflicted.	Number of cases which resulted in acquittals.	Number of cases remaining undisposed of on 31st March.
1958-59 ...	328 and 328-A.	2,539	1,500	1,174	74	900	6	2,785
1959-60 ...	Do.	2,785	1,558	725	139	1,800	...	3,479
1960-61 ...	Do.	3,479	1,942	3,241	361	3,680	1	1,818

SHOPS AND ESTABLISHMENTS.

Shri N. M. Haeems, B.A., continued to hold the post of Chief Inspector, Shops and Establishments Department till 7th July 1960 and Shri N. J. Alvares, M.A., LL.B., thereafter from 8th July 1960. They also supervised the work of administration of Theatre Tax in the City limits till 30th September 1960.

2. Registration of Shops and Establishments.—The total number of establishments as registered in the records of the Department on 31st March 1960 and on 31st March 1961 under the various categories stood as under :—

Category	31-3-1960	31-3-1961
Shops	75,548	78,957
Commercial Establishments	23,654	23,328
Residential Hotels	341	355
Restaurants and Eating Houses	6,403	6,220
Theatres, etc.	104	90
Total	1,06,050	1,08,950

3. Complaints.—1,924 complaints were received during the year under report in addition to 41, which were pending disposal at the close of the previous year. Of these, 1930 were investigated while investigations in 35 cases were not complete till the close of the year under report. Action was taken wherever necessary.

4. Mass Raids.—481 mass raids—251 during day and 230 during night—were carried out during the year; for the purpose of enforcing the provisions of the Act more effectively, besides the routine visits paid to the various types of Establishments by the inspectorate in the course of their regular outdoor duties.

5. Visits and Re-visits.—The total number of visits and re-visits to the various categories of establishments during the year under report was as under :—

Category	Visits	Re-visits	Total
Shops	42,167	9,459	51,626
Commercial Establishments]	11,195	1,251	12,446
Residential Hotels	283	51	334
Restaurants and Eating Houses	5,408	847	6,255
Theatres, etc.	75	75
Total	59,128	11,608	70,736

6. Prosecutions.—Statement showing the number of prosecutions launched, fines inflicted, etc., during the year ended 31st March 1960 as also for the year ended 31st March 1961 is mentioned in Appendix 'A' below :—

APPENDIX 'A'

Year.	Cases pending from the previous year.	Cases disposed of							Cases pending at the close of the year.	Average fine per case.		
		Cases filed.	Convictions.	Withdrawals.	Acquittals.	Abated	Warned and discharged	Time-barred.				
1959-60.	1,055	5,332	4,717	72	10	1	1	...	4,801	1,586	Rs. 1,75,110	Rs. 37.03
1960-61.	1,586	6,733	6,751	70	5	3	11	2	6,842	1,477	2,49,315	36.93

Withdrawals and Acquittals.

During the year under report, three cases abated on account of death of the accused. Details of withdrawals and acquittals are as per Appendices 'B' and 'C' below :—

APPENDIX 'B' (Withdrawals)

No. of cases withdrawn	Reasons	Remarks.
18	Establishments having changed hands.	
12	Death of the accused.	
12	Closure of the establishments.	
20	Accused having left Bombay for good.	
8	Accused not traceable.	
70		

APPENDIX ' C '

(Acquittals)

No. of cases acquitted	Reasons	Remarks.
3	On grounds of fact and law.	
1	Time in the visit slip subsequently corrected.	
1	Benefit of doubt given by the Court.	
5		

Some of the courts continued to impose fines below the minimum of Rs. 25 per count, prescribed under the Act.

Revision application preferred in one case No. 565/SEM/59 in the year 1960 and sent back for retrial to the Lower Court was decided on 30th June 1960 and the accused was convicted and fined Rs. 25.

In cases Nos. 331/SEM/59 and 55/SEM/60 the accused have filed revision applications in the High Court and in both the cases, His Lordship has confirmed the sentences passed by the Presidency Magistrate and dismissed the revision applications.

During the year under report, in two cases the accused have filed revision applications in the High Court, out of which, in case No. 1582/SEM/59 the accused was acquitted and as regards the other case No. 721/SFM/59, the same has not yet been decided till the close of the year.

No revision application was filed in the High Court by this Department during the year under report *i.e.*, 1960-61.

7. Financial.—Government sanctioned Grant-in-aid of Rs. 1,75,110 for the year 1960-61, as part of expenditure towards administration of the Bombay Shops and Establishments Act, 1948, during the year 1959-60 and Rs. 14,393.14 realised by the Municipality through registration, etc., fees during the year 1959-60. The total expenditure incurred on the administration of the Bombay Shops and Establishments Act, 1948 and the Payment of Wages Act, 1936, during the year 1959-60 was Rs. 3,43,572.19.

While furnishing figures of fines inflicted and expenditure incurred for the administration of the above Acts during the year 1959-60, it was again pointed out to Government that the Corporation were sustaining recurring annual loss, ever since the Corporation was entrusted with the administration of this Act, and that the loss had further increased as a result of additional staff appointed for the administration of the Payment of Wages Act, 1936, since 1st April 1955. Government were pointedly requested to raise the grant-in-aid, at least to cover the expenditure incurred by the Corporation for administration of these Acts each year, but from the grant-in-aid actually received from Government for the year 1960-61 it is again found that they have not considered the request of the Corporation.

Income by way of Registration, etc., fees for the year 1960-61 was Rs. 18,550.13 inclusive of Miscellaneous receipts Rs. 2,704.07 and fines inflicted amounted to Rs. 2,49,315 as against expenditure of Rs. 2,54,643.28 (exclusive of Provident Fund and leave contributions, supervision charges).

PAYMENT OF WAGES ACT, 1936.

Out of 249 complaints received in the Department during the year under report, 166 disputes between employers and employees were settled amicably, while investigations in 5 cases were not possible for want of correct addresses of the establishments. 21 cases were, on investigation found to be falling beyond the purview of the Act.

It did not become necessary for the department to file any case before the Authority under the Payment of Wages Act during the year under report. In 5 cases from out of the complaints received, the complainants had themselves filed their cases in the court of the Authority under the Payment of Wages Act. In 2 cases the complainants have filed cases in City Civil Court whereas in 2 cases they have filed their claims before the Commissioner of Labour. Investigations in 43 cases revealed that the complaints were either fictitious or had no documentary or sufficient evidence to facilitate action. 5 complaints were pending disposal at the close of the year under report.

THEATRE TAX.

The Theatre Tax section which was hitherto looked after by the Chief Inspector, Shops and Establishments, has been transferred to the Assessor and Collector's department with effect from 1st October 1960.

The total income of the Shops and Establishments Department during the year under report was Rs. 18,550.13 comprising of (1) Registration, etc., fees Rs. 15,846.06 and (2) Miscellaneous Receipts Rs. 2,704.07.

N. J. ALVARES
Chief Inspector,
Shops and Establishments

MARKETS & SLAUGHTER HOUSES.

1. Dr. V. Periyar, G.B.V.C. was in charge of the Department throughout the year under report.

2. **Markets** :—In all there were 39 markets in the City. 22 Municipal and 17 Private markets owned by private individuals and trust. The number of Private markets was reduced to 17 on account of closure of three markets viz. (1) Shroff (2) Dongri and (3) Kermani. All Private markets continued to be licensed by the Municipal Corporation. The licence fee recovered from the owners of these private markets amounted to Rs. 48,884 as against Rs. 26,638 during the previous year.

3. **Outside Meat shops** :—There were 189 meat shops in the City licensed by the Municipal Corporation except meat stalls in Municipal and Private markets for sale of mutton, beef and pork. The licence fee realised was Rs. 19,525.

4. **Scale-Shed** :—The work of collection of fees on parcels arriving at the scale-shed at Arthur Crawford Market continued to be managed departmentally. The revenue derived from this source amounted to Rs. 8,19,331 as against Rs. 4,92,452 during the previous year. The increase was on account of the revision of the fees.

5. **Fishing Season** :—During the year under report the total quantity of fish brought to the markets was about 19,000 tons as against the same quantity during the previous year. There was no improvement during the year.

6. **Cold Storage Facilities** :—The Cold storage plant at the Arthur Crawford Market continued to meet the requirement of fish, vegetables, fruits, meat, eggs, milk and milk products etc. The plant consisted of 3 chambers, one for storing fish at 28°F to 31°F, one for mutton at 30°F to 37°F and one for fruits, vegetables, etc. at 35°F to 40°F. The plant is worked by the FREON 12 system with four Wasting House condensing units and direct expansion coolers. OZONE generator for deodorising and destroying bacteria in chambers is also provided.

The approximate quantity of perishable goods deposited and amount realised by way of fees at the Cold Storage during the year under report were as under :—

Commodity.	Quantity deposited.		Amount realised.	
	1960-61.	1959-60.	1960-61.	1959-60.
	Lbs.	Lbs.	Rs.	Rs.
Fish	52,20,240	60,25,325	57,151	59,100
Fruits and Vegetables	30,12,640	29,50,950		
Mutton	11,22,250	11,55,000		
Eggs	14,89,250	15,25,100		
Milk and Milk Products	9,86,840	10,40,000		

The slight decrease was on account of poor fishing season and erratic weather conditions.

7. **Receipts** :—The total receipts during the year amounted to Rs. 58,91,355 as against Rs. 43,20,036 during the previous year. The increase of Rs. 15,71,319 in the revenue was due to the revision of fees under squatter, Scaleshed, slaughter and admission fees.

8. **Stalls and spaces in Markets** :—In all markets in the City there were 3208 regular stalls provided for sale of different commodities such as fruits and vegetables, fish, mutton, etc. The stalls continued to be well occupied throughout the year. Very few stalls in Erskine Road Market and Chawpatty Market remained vacant for want of demand. Appendix B shows the number of stalls occupied and vacant and the gross receipts and expenditure in respect of various Municipal Markets in the City. Spaces provided for on daily payment basis also remained to be continuously occupied throughout the year. There were about 800 spaces in the Municipal Markets in the City.

9. All markets including private markets were regularly supervised. Obstructions and encroachments and also nuisance caused on account of throwing refuse in the passage of the markets, and indiscriminate spitting of pan juice, etc. were dealt with. Stall-holders were convinced of the importance of sanitation and good habits.

10. **Food Inspection** :—The veterinary Officers and qualified Public Health (Sanitary) Inspectors carried out the work of inspection of meat, fish, fruits, vegetables, etc. with a view to preventing the exposure of unwholesome food for sale for human consumption. During the year under report 7,99,136 Lbs. of unwholesome food in the aggregate were destroyed as against 7,33,164 Lbs. in the previous year.

Special mention may also be made of the inspection carried out by the Veterinary Officers of the liver and blood consignments imported from various centres outside Bombay by certain Pharmaceutical firms. The amount realised by way of import and inspection fees was Rs. 36,817 during the year.

11. **Surprise Raids** :—Surprise raids to detect the smuggling and unauthorised slaughtering of animals and also the sale of contraband meat were systematically carried out by the staff specially appointed for this purpose. The station wagon was also continued to be provided to carry out the raids. During the year 2,05,329 lbs. of contraband meat were seized and destroyed as against 1,02,330 lbs. in the preceding year. In all 1442 seizures were effected in different parts of the city and 1284 prosecution were instituted resulting in conviction of 163 persons. The fine imposed was amounted to Rs. 8,332. The amount realised by selling seized animals and skins, etc. was Rs. 2,544. Besides, the amount of Rs. 2,020 was recovered by way of penalty from the different parties who were found importing animals into the city without requisite permits.

ADDITIONS AND IMPROVEMENTS

12. **Arthur Crawford Market** :—W. I. grills were provided to the windows in Flower Section.

Chowpatty Market :—Market was remodelled.

Pedder Market :—Electric lights were provided in place of gas lights.

G. M. C. Market :—Additional electric lights were provided.

Plantain Market :—One Hydrant was provided.

Garamkhada Market :— (1) Collapsible door was replaced.

(2) Under-ground hydrants were provided.

Dadar Market :—Existing fish platform was further extended to accommodate more fisherwomen.

Prabhadevi Market :—M. S. Storage tank with flushing was renewed in the urinal block.

Parel Village Market :—New W. C. block was provided.

SLAUGHTER HOUSES

13. Two main Municipal Slaughter Houses *viz.* one at Bandra for slaughter of horned cattle, buffaloes, sheep and goats and the other at Arthur Road for slaughter of Pigs were continued to be operated during the year. The Slaughtering chamber at Delisle Road meant for slaughter of sheep and goats for religious purposes was continued during the year to meet the demands from the public. The Jhatka Slaughter House at Arthur Road which was owned privately and licensed by the Corporation was also in operation during the year as usual. The revenue derived from this source amounted to Rs. 21,89,515 as against Rs. 13,40,600 during the previous year.

14. The main slaughter house at Bandra is old and out-dated. The question of shifting this slaughter house from its present site and to build up an upto-date modern slaughter House complete with cold storage installation, waste elimination plants, latest equipment and machinery for processing by-products, etc. at Deonar was under active consideration. The Corporation has approved the scheme. Efforts were made to obtain the services of FAO expert for preparing detailed plans. Government of Maharashtra was also requested to include the scheme in the III Five Year Plan.

15. The number of animals brought to the fair ground at Bandra Slaughter House and the number of animals slaughtered as compared with those of the previous year were as under :—

Year.	Animals brought to the fair ground			Animals slaughtered.		
	Buffaloes.	Horned cattle.	Sheep and Goats.	Buffaloes	Horned cattle.	Sheep and goats.
1959-60 ...	5,878	65,816	17,84,758	5,843	65,437	12,38,042
1960-61 ...	5,894	60,030	18,57,569	5,802	59,795	12,62,402

The fair ground fees at Bandra Slaughter Houses were continued to be collected departmentally.

16. The number of pigs and piglings brought to the Arthur Road Slaughter House for the slaughter during the year under report was 13,995 and 405 respectively out of which 13,756 and 404 animals were slaughtered as against 13,508 pigs and 413 piglings slaughtered during the previous year.

17. The principal causes of ante-mortem rejection were Emaciation, Exhaustion, Pregnancy, Sheep-pox, Foot-rot, Actinomycosis Diarrhoea and Febrile conditions, and other diseases or infections rendering meat unfit for human consumption. In case of buffaloes and horned cattle most of the rejections were due to animals being young and fit for breeding, milch, farm and cart purposes.

18. The main causes of post-mortem condemnation were Cysticercus bovis, Liver Fluke, Abscesses, Bruises, Emaciations, Sarcocysts, Hydatidosis, and other Parasitic, nodular infections of liver and lungs. The causes for rejection of pigs were Tuberculosis, Pregnancy, Cysticercus cellulosae, Rash, Bruises Hydatidosis and other injuries.

19. Government Veterinary staff was posted as usual in the slaughter House compound to inspect the horned cattle, as per the provisions of cattle preservation Act. Rigid inspection of slaughtered animals by the qualified Municipal Veterinary staff included ante- and post-mortem examinations, grading and stamping of dressed carcasses and rejection and destruction of unwholesome meat.

20. The approximate weight of dressed carcasses meat of buffaloes and cattle was 6637 tons, that of sheep and goats 11249 tons and that the pigs 312 tons. Most of this meat produced was for meeting the requirements of the city. The quantity of meat rejected and destroyed as unfit for human consumption was 15 tons, 9 tons and 6 tons of horned cattle, sheep and goats and pigs respectively which worked out to 0.23, 0.08 and 1.6 percent respectively of the total meat.

Details regarding the number of animals and the fees realised, etc. are shown in Appendix 'C'.

21. Miscellaneous :—

The Superintendent of Markets continued to serve as a member of the Bombay State Fruit and Vegetable Market Committee and also on the Advisory Committee of the Indian Hides and Skins Improvement Society Madras. He also worked on the board of directors of the Mumbai Rajya Machhimar Sahakari Sanstha Ltd.

Co-option of Dr. V. Periyar, Superintendent of Markets as a member of the Meat and Meat Products Sectional Committee AF.DC 18 of the Indian Standard Institution was continued. A Draft Report on the standardisation of casing was prepared by him and submitted to the Sub-Committee.

Lectures and Demonstrations on Food Inspections, Meat Hygiene, etc. were given to Medical and Veterinary Students of various colleges as also to the students preparing for Public Health Inspectors' Examination.

The Trainees visiting from different parts of the state were taken round the markets and the working of different Markets, Cold Storage, and the different merchandising practices in respect of fish, fruits, vegetable, poultry and livestock commodities were explained to them.

V. PERIYAN,
Superintendent of Markets and Slaughter Houses.

APPENDIX "A".

Statement showing the receipts under different items during the year 1960-61 and of the previous year :—

Serial No.	Particulars.	1960-61	1959-60
		Rs.	Rs.
1	Stallage charges	14,19,228	13,00,523
2	Squatters fees	10,94,082	8,89,591
3	Admission fee collected at the Bandra Slaughter House	8,41,092	3,98,970
4	Slaughter and removal fees collected at the Bandra Slaughter House, Delisle Road Sheep Market and Pig Slaughter House	12,91,260	8,86,790
5	Licence fee from stalls and shops in the Municipal Markets	14,821	8,172
6	Licence fees for doing different types of business at the Bandra Slaughter House	20,861	18,278
7	Licence fees from Private Markets owners	48,884	26,638
8	Licence fee from Firms dealing in foreign frozen fish and imported meat, ham, bacon and sausages etc.	3,925	3,838
9	Licence fee for outside meat shops	19,525	13,943
10	Licence fees from Butchers in Private Markets	6,142	3,937
11	Licence fees from Kamatries, slaughterers etc., in Pig Slaughter House and Jhatka Slaughter House	1,635	1,385
12	Licence fees from brokers in different Municipal Markets	73,313	57,168
13	Scale fees at A. C. Market	8,19,331	4,92,452
14	Sale of Right of Blood at the Bandra Slaughter House	21,701	21,701
15	Sale of right of removing bone pieces at Bandra Slaughter House	500	350
16	Nokarnama fees	2,970	1,274
17	Cold storage fees	57,151	59,064
18	Ground rent	42,653	33,249
19	Chawl Rent	11,706	12,193
20	Miscellaneous Receipts	1,00,575	89,979
	Grand Total Rs.	58,91,355	43,19,495

V. PERIYAN.

Superintendent of Markets and Slaughter Houses,

APPENDIX "B"

Statement showing the number of stalls occupied and vacant and the Gross Receipts and expenditure etc., in respect of Municipal Markets and Squatters' Areas:—

Name of Market.	Total No. of stalls.		Average No. of vacant stalls per quarter.		Stallage charges for 1960-61.	Sq. fee licence fee & c. 1960-61	Total Gross Receipts 1960-61	Total expenditure 1960-61.	Net Receipts 1960-61	Net Receipts 1959-60.	Increase or decrease in the net receipts over the previous year.	Total cost of markets upto 31-3-61.	Percentage of net receipts on the cost.
	1960-61	1959-60	1960-61	1959-60									
Colaba ...	45	45	19,946	17,976	37,922	15,103	22,819	13,511	+9,308	97,556	23.3
Fort ...	170	170	9	12	51,850	23,752	75,602	27,436	48,166	40,154	+8,012	4,30,880	11.5
Arthur Crawford.	1018	1,018	8	5	6,75,665	11,20,325	17,95,990	3,42,893	14,53,097	10,08,004	+4,45,093	24,22,789	59.9
Pork (Dhobi-Talao).	3	3	5,310	12	5,322	4,388	934	1,579	-645	20,888	4.4
Bhuleshwar ...	200	201	15	19	49,528	1,278	50,806	22,145	28,661	30,088	-1,427	29,427	97.3
Masjid Bunder ...	4	4	405	12,950	13,355	12,428	927	546	+381	17,346	5.3
Erskine Road ...	789	815	34	16	2,56,838	51,750	3,08,588	1,27,010	1,81,578	1,41,143	+40,435	5,97,612	30.4
Peddar Road ...	24	24	10,420	35,620	46,040	31,623	14,417	15,830	-1,413	57,863	24.9
Chowpatty ...	69	69	19	19	7,461	8,880	10,341	14,714	1,627	1,331	+296	4,67,280	0.3
Fergusson Road...	24	24	7	7	8,470	36,602	45,072	20,364	24,708	15,571	+9,137	25,473	96.9
Kamathipura ...	84	84	4	5	21,801	12,735	34,536	18,044	16,492	12,518	+3,974	55,498	29.7
Delisle Road ...	48	48	22,580	37,941	60,521	17,767	42,754	34,416	+8,338	25,000	171.0
New Worli ...	43	43	2	3	22,434	28,993	51,427	19,185	32,242	24,214	+8,028	1,79,947	17.9
Prabhadevi ...	9	9	3,170	27,618	30,788	15,308	15,480	7,179	+8,301	23,819	62.4
Elphinstone Road.	39	39	20,167	68,181	88,348	29,470	58,878	43,765	+15,113	31,843	184.9
Dadar ...	10	10	4,220	90,575	* 94,795	85,933	8,862	74,175	-65,313	1,51,676	5.8
Copi Tank ...	11	11	11,285	63,117	74,402	24,393	50,009	46,184	+3,825	64,790	77.1
Dongri ...	140	136	73,670	22,986	96,656	29,230	67,426	48,502	+18,924
Gold Mohur Castle.	385	385	1,35,104	3,24,887	4,59,991	1,37,200	3,22,791	2,19,496	+1,03,295	5,16,603	62.5
Garamkhada ...	90	...	13	...	18,904	45,770	64,674	21,192	43,482	24,872	+18,610
Plantain Market	1,02,225	1,02,225	18,641	83,584	47,849	+35,735
<i>Squatter Area —</i>													
Parel Village	3,238	3,238	3,041	197	811	-614
Total ...	3,205	3,138	111	86	14,19,228	21,37,411	35,56,639	10,37,508	25,19,131	18,51,738	+7,36,805	52,16,490	-69,412

* The receipts amounting to Rs. 1,24,639.00 for Dadar Market are held under deposit as the Court case about the mode of recovery is pending in the High Court.

V. PERIYAN
Superintendent of Markets
and Slaughter Houses.

APPENDIX "C"

Statement showing the number of animals slaughtered or removed for private slaughter and the amount of slaughter and removal fees, etc., levied thereon during the year 1960-61.

Description of animals.	April 1960.	May 1960.	June 1960.	July 1960.	August 1960.	September 1960.	October 1960.	November 1960.	December 1960.	January 1961.	February 1961.	March 1961.	Total No. of animals.	Total amount of slaughter fees, etc.	
														Rs.	pP.
Buffaloes	484	505	441	503	505	467	501	472	487	495	449	493	5,602	1,45,050.00	
Bullocks (Bombay)	4,268	4,100	4,276	4,539	4,342	4,235	4,495	4,382	4,395	4,357	4,044	4,318	51,750	1,29,375.00	
Bullocks (Bandra)	668	655	692	702	662	650	686	682	725	704	623	596	8,045	16,090.00	
Sheep and goats for Bombay	87,724	98,338	97,407	92,623	1,00,202	1,00,840	1,04,714	1,02,953	1,09,183	1,00,597	91,912	98,717	11,87,210	3,56,163.00	
Do. Bandra	4,104	6,117	6,202	6,032	6,346	6,350	6,803	6,595	7,233	6,403	6,242	6,765	75,192	18,799.50	
Pigs imported at Arthur Road Slaughter House	1,095	860	907	1,282	1,093	1,142	996	1,034	2,173	1,081	1,040	1,290	13,993	24,487.75	
Figlings Do. do.	38	25	15	27	21	24	22	39	116	18	30	20	395	493.75	
Slaughtered piglings imported for private consumption in Bombay	1	3	...	1	3	4	9	5	...	2	28	35.00	
Pigs slaughtered at Arthur Road Slaughter House	1,031	881	917	1,239	1,115	1,026	1,078	1,053	2,088	1,109	1,052	1,175	13,764	27,528.00	
Figlings Do. do.	38	25	15	27	21	24	24	40	115	18	30	20	397	238.20	
Live-sheep and goats removed to Bombay and Suburbs	20,963	25,638	24,647	23,473	20,110	22,239	25,949	24,721	27,612	24,526	22,300	19,698	2,81,876	4,22,814.00	
Live-sheep and goats removed outside the City	5,165	5,644	3,910	3,331	3,005	42,01	6,089	8,335	7,587	8,671	6,937	3,403	66,278	66,278.00	
Live-sheep and goats removed for shipping	8	8	8.00	
Live sheep and goats for private slaughter in Bombay	13	24	5	13	8	4	7	7	7	7	2	10	107	160.50	
Live sheep and goats removed by DeLisle Road Sheep Market Fadkarees	3,675	4,526	5,812	4,772	3,949	4,500	4,510	5,037	4,310	4,536	4,249	3,344	53,220	79,830.00	
Live sheep and goats slaughtered in the chamber of DeLisle Road Sheep Market	1,192	1,007	741	1,271	478	1,009	1,160	2,095	1,547	1,551	628	1,328	13,607	6,803.50	
Total ...	1,32,458	1,48,345	1,45,988	1,39,837	1,41,857	1,46,712	1,57,037	1,57,449	1,67,587	1,53,686	1,39,538	1,41,179	17,71,673	12,94,154.20	

330

V. PERIYAN,
Superintendent of Markets & Slaughter Houses.

Municipal Printing Press

Shri S. V. Apte, was in charge of the Press during the period under report.

The printing work of the various departments of the Corporation including those of Greater Bombay was executed during the year. Over and above, their Budget Estimates, Establishment Schedules, Municipal Chief Auditor's Administration Report, Canteen Coupon Books, and the Committees Proceedings were also executed for the B. E. S. & T. Undertaking at a total cost of Rs. 31,716.37.

In addition to the above, 138 voluminous jobs required in connection with the General Elections 1961 were carried out by the Press at a total cost of Rs. 24,576.86.

The statement of jobs carried out and the pages printed for the Corporation and its various Committees as well as for the B. E. S. & T. Undertaking during the year under report as compared with those in the previous year is given below :—

Description	1959-60.		1960-61.	
	Jobs.	Pages.	Jobs.	Pages.
Departmental Printing	... 8629	7528	...
Departmental Stationery	... 1576	1566	...
Private Parties Printing	... 49	53	...
B. E. S. & T. Printing	... 18	13	...
Corporation and its Committees	37,699	38,352
Corporation Record	18,003	18,720
B. E. S. & T. Committee	2,106	2,212
	10272	57,808	9160	59,264

Bleached and Unbleached paper weighing 235 tons was purchased and 215½ tons was consumed during the year under report.

A statement showing the quantity of paper consumed during the year under report as compared with that of the previous two years is given below :—

Description of paper	1958-59.		1959-60.		1960-61.	
	Rate per lb.	Quantity consumed in tons.	Rate per lb.	Quantity consumed in tons.	Rate per lb.	Quantity consumed in tons.
	Rs. nP.		Rs. nP.		Rs. nP.	
White	... 1.06	130½	... 1.16	169	... 1.06	120
Badami	... 0.64	¾	... 0.73	26½	... 0.76	21½
Other Kinds	... 1.15	77¾	... 1.38	61¾	... 1.06	74
		209		257 ¼		215½

Profit and Loss Account and Pro-forma Balance sheet as on 31st March 1961 are appended thereto. The transactions for the year closed with a surplus of Rs. 2479.20 on a total turnover of Rs. 11,93,581 as against the surplus of Rs. 6,927 on a total turnover of Rs. 13,86,440 for the previous year.

The Labour Staff as on 28th February 1961 consisted of 252 workers as against 267 workers on 29th February 1960.

S. V. APTE,
Manager, Municipal Press.

MUNICIPAL PRINTING PRESS
Profit and Loss Account as at 31st March 1961.

EXPENDITURE				INCOME			
Dr.	Rs.	n.P.	Rs.	n.P.	Cr.	Rs.	n.P.
Materials—							
Paper, etc. stock at the beginning ...	2,18,433.12						
Do. Add Purchases ...	4,72,225.24						
Do. outstanding Liabilities ...	30,139.00				Amounts charged to Departments ...	11,58,596.60	
Balance in Reserve Bank of India ...	7,455.19						
	7,28,252.55						
Do. Deduct stock at the end ...	2,12,557.15		5,15,695.40				
Ink stock at the beginning ...	433.07						
Do. Add Purchases ...	856.12				Amounts charged to Private Parties:	34,984.92	
	1,289.19					11,93,581.52	
Do. Deduct stock at the end ...	371.41				Deduct Work in Progress at the beginning		
Binding Materials stock at the beginning ...	13,331.30		917.78		of the year ...	2,93,104.66	
Do. Add Purchases ...	65,811.20						
	79,142.50				Add work in Progress at the end of the	9,00,476.86	
Do. Deduct stock at the end ...	15,444.59		63,697.91		year ...	5,04,767.12	
(Mono Metal stock at the beginning ...	1,86,523.77						14,05,243.98
Do. Add Purchases ...	15,107.40				Revenue Miscellaneous ...		6,504.25
	2,01,631.17						
Do. Deduct stock at the end ...	1,91,549.61		10,081.56		Deposit with the Reserve Bank of India ...		62.94
Lino Metal stock at the beginning ...	85,016.58						
Do. Add Purchases ...	11,903.22						
	96,919.80						
Do. Deduct stock at the end ...	92,073.81		4,845.99				
Materials Non-consumable and Books and	10,708.34						
Dead Stock Balance as per last year ...	14,676.16						
Do. Add Purchases ...	25,384.50						
Do. Deduct stock at the end ...	21,973.54		3,410.96				
				5,98,649.60			
Out-work ...			42,307.64				
Do. outstanding liabilities ...			1,538.00				
				43,845.64			
Wages ...			4,35,356.31				
Do. outstanding liabilities ...			11,500.00				
				4,46,856.31			
Departmental Expenses—							
Rent ...	4,238.41						
Repairs and Maintenance—							
(a) Building ...	1,454.70						
(b) Machinery ...	10,919.32						
Do. outstanding liabilities ...	3,790.00						
Lighting ...	3,856.72						
Do. outstanding liabilities ...	400.00						
Gas Charges ...	680.36						
Electric Charges ...	4,102.18						
Do. outstanding liabilities ...	450.00						
Debt Charges ...	93,588.16						
Depreciation ...	109.12		1,23,788.97				
General Expenses—							
Staff Salaries ...	1,07,449.28						
Do. outstanding liabilities ...	2,500.00						
Provident Fund Pension, etc., ...	37,386.30						
Contingencies (Miscellaneous) ...	6,448.06						
Do. outstanding liabilities ...	1,401.00						
Telephone Charges ...	1,287.09						
Printing ...	2,421.85						
Do. outstanding liabilities ...	538.00						
Stationery ...	839.60						
Do. outstanding liabilities ...	49.00						
Maintenance of Delivery Van ...	1,590.17						
Do. outstanding liabilities ...	730.00						
Advertisement ...	449.25						
Private Works ...	33,101.85		1,96,191.45				
				3,19,980.42			
Net Surplus ...				14,09,331.97			
				2,479.20			
				14,11,811.17			14,11,811.17

S. V. APTE.
Manager, Municipal Press

MUNICIPAL PRINTING PRESS.

Balance Sheet as at 31st March 1961

LIABILITIES		ASSETS	
	Rs. nP.	Rs. nP.	
CAPITAL—			
(1) Advances from the Surplus Cash Balance	5,544 00		(1) Plant and Machinery purchased out of Surplus Cash Balance ... 5,544 00
(2) Advances from Net Premia Fund	1,68,221 12		(2) Plant & Machinery purchased out of Net Premia Fund ... 1,68,221 12
(3) —Do.—	49,201 19		(3) —Do.— ... 49,201 19
(4) —Do.—	22,745 31		(4) —Do.— ... 22,745 31
(5) Advances from Special Funds	1,81,685 55		(5) Plant and Machinery purchased out of Special Funds ... 1,81,685 55
(6) —Do.—	7,134 37		(6) —Do.— ... 7,134 37
(7) Advances from Capital Works—Loan Funds, I.—General Supervision, Collection of Revenue, Item No. 7, Conversion of Crusher Godown at Carnac Bridge	5,06,193 65		(7 & 8) Plant and Machinery purchased out of I.—General Supervision, Collection of Revenue, Item No. 7, Conversion of Crusher Godown at Carnac Bridge ... 1,55,903 66
(8) —Do.—	1,09,122 24		Do. Books and Dead Stock ... 11,640 38
(9) Advances from Plant & Machinery Depreciation Fund.	2,250 00		Do. cost of Crusher Building ... 4,47,771 85
	10,52,097 43		(9) Plant and Machinery Purchased out of P. & M. Depreciation Fund ... 2,250 00
Less—Amount Repaid	3,22,985 56	7,29,111 87	Less—Depreciation upto 31-3-1961 ... 3,22,985 56
			Work in Progress ... 5,04,767 12
			Stock of Paper, etc., ... 2,28,373 15
			Mono Metal—Balance as per last year ... 1,86,523 77
			Do. Additions during the year ... 15,107 40
			2,01,631 17
			Less—Written off ... 10,081 56
			1,91,549 61
			Lino Metal—Balance as per last year ... 85,016 58
			Do. Additions during the year ... 11,903 22
			96,919 80
			Less—Written off ... 4,845 99
			92,073 81
			Material Non-Consumable—
			Balance as per last year ... 3,979 16
			Do. Additions during the year ...
			3,979 16
			Less—Written off ... 1,001 52
			2,977 64
			Books and Dead Stock—
			Balance as per last year ... 6,729 18
			Do. Additions during the year ... 15,062 54
			21,791 72
			Less—Written off ... 2,795 82
			18,995 90
			Deposits with Reserve Bank of India ... 62 94
..Outstanding Advances as on 31-3-1961 ...		19,90,328 33	Bills due from Departments ... 9,22,037 28
			Do. from Private Parties ... 29,490 88
			9,51,528 16
		27,19,440 20	19,90,328 33
			27,19,440 20

S. V. APTE,
Manager, Municipal Press.

K. E. M. Hospital and Seth G. S. Medical College

In the year 1960-61 the King Edward VII Memorial Hospital and the Seth G. S. Medical College have completed 35 years, the Hospital rendering medical relief to the sick and the college imparting medical education to the students. A report about the staff, departments and the work that was done during the year in these institutions is given below :—

Dean

Dr. S. V. Joglekar, M.S., F.C.P.S., held the post of Dean throughout the year except for the period from 30th August 1960 to 9th January 1961 when he had gone abroad for observing the methods of Medical Education under the Rockefeller Foundation Travel Grant. During this period Dr. N. M. Purandare M.D., Professor of Pathology and Bacteriology was looking after the duties of the post of the Dean both at the Hospital and the College.

Assistant Dean

Dr. R. B. Redkar, B.Sc., M.B.B.S., D.A., who was appointed as Acting Assistant Dean in place of Dr. V. V. Jadhav who retired from 18th January 1960, continued to hold the post during the year under report.

Professorial Staff.

(1) Dr. K. D. Desai, M.B.B.S., M.Sc. (Medical) continued to hold the post of Professor of Anatomy during the period under reference.

(2) Dr. U. K. Sheth, B.Sc., M.D., F.C.P.S., continued to hold the post of Professor of Pharmacology during the year under report.

(3) Dr. R. G. Chitre, M.Sc., Ph.D., F.R.I.C., who was promoted as Acting Professor of Biochemistry and Nutrition from 8th October 1959 continued to hold the post of Professor of Biochemistry during the year under report.

4. Dr. D. N. Pai, M.B.B.S., M.P.H., who was promoted as Assistant Professor of Preventive and Social Medicine, continued to hold the post during the year under report.

5. Dr. S. M. Bhatnagar, M.B.B.S., M.Sc. (Medical) who was promoted as Acting Assistant Professor of Anatomy from 30th September 1959 continued to hold the post during the year under report.

(6) Dr. J. S. Kalgutkar, M.B.B.S., M.Sc. (Medical), who was promoted as Acting Assistant Professor of Anatomy from 17th March 1960 continued to hold the post during the year under report except for short periods from 17th September 1960 to 18th September 1960 and again from 19th March 1961 to 23rd March 1961 during which periods he reverted to the post of Lecturer in the Anatomy Department.

Study Tour

1. Dr. K. D. Desai, M.B.B.S., M.Sc. (Medical), Professor of Anatomy who went to the United States for one year from 13th September 1959 for further studies in Anatomy under Rockefeller Foundation Fellowship continued his study tour for further period upto 15th October 1960 whereafter he returned back to India and resumed his duties as Professor of Anatomy from 10th November 1960 after the vacation.

2. Dr. U. K. Sheth, B.Sc., M.D., F.C.P.S., Professor of Pharmacology who was on study leave on half pay for 12 months from 20th June 1959 for further studies in Pharmacology at the University of Utah, and other centres at U. S. A. extended his study tour for a further period and resumed his duties on 10th June 1960.

3. Dr. I. L. N. Lopes, B.D.S., who proceeded to Australia on 16th May 1958 for specialisation in Dentistry continued to be on leave during the period under report.

4. Dr. V. S. Sheth, F.R.C.S., was on study tour abroad from 9th September 1960 to 11th April 1961.

5. Dr. R. G. Chitre, M.Sc., Ph.D., F.R.I.C., Professor of Biochemistry and Nutrition attended the 5th International Congress at Washington during September 1960.

6. Dr. C. K. Deshpande, M.D., Assistant Professor of Pathology and Bacteriology has proceeded on study tour for 12 months to U. S. A. from 21st November 1960.

7. Dr. K. D. Desai, Professor of Anatomy attended the following Conferences during his study tour abroad :—

(i) VII International Congress of Anatomists and the 73rd Annual Meeting of the American Association of Anatomists in New York.

(ii) Conference on Medical Education at Syracuse.

(iii) Conference of the Anatomical Society of India at Kanpur in December 1960 when Dr. J. S. Kalgutkar, Acting Assistant Professor of Anatomy also accompanied him.

Educational Programme

85 students were admitted during the year under report. Two of the students who came from outside India were nominated by the Government of India in the two reserved seats and two were taken from schedule castes.

Research Activities

A number of research projects were undertaken at the Hospital and college under the auspices of the Indian Council of Medical Research, the Council of Scientific and Industrial Research, the K. E. M. Hospital and Seth G. S. Medical College staff research Society, and through the help of some Pharmaceutical firms like Unichem Laboratories and Dumex Private Ltd. Reference is invited in this connection to Appendix No. 27 regarding the details of the subjects of research (printed in departmental copies).

Library

During the year, 402 books were added to the Library as against 196 books during the previous year. Out of these 226 were presented to this library as stated in Appendix 26 (printed in departmental copies). Our grateful thanks are due to the donors.

The number of books and periodicals issued for reading on the premises of the Library to undergraduate and postgraduate students and teachers was 42,165.—1248 Books and 1167 periodicals outside the Library to Honorary and Professorial staff, Resident Medical Officers of the K. E. M. Hospital and Demonstrators and Lecturers of the Seth G. S. Medical College and on inter Library loan to the libraries of Haffkine Institute, Tata Memorial Hospital Indian Cancer Research Centre, the College of Physicians and Surgeons of Bombay, Topiwalla National Medical College and the Municipal General Hospital, Sion.

128 Periodicals were borrowed on inter-library loan from the various medical and research institutions in the neighbourhood and the Bombay University Library to meet the needs of our readers.

As in the past, reference material was supplied by this Library throughout the year to the Microfilm Service Unit at the Tata Memorial Hospital for providing microfilm and Photostat copies required by institutions throughout India.

Museums

50 wet and dry specimens were replaced in the Anatomy Museum during the year. The total number of wet and dry specimens in the Anatomy and comparative Anatomy Sections stood at 1727.

In the Pathology Museum 184 new specimens were mounted and 1068 old specimens were remounted during the year. The total number of specimens in the Pathology Museum was over 2200. In the Artist's section 2485 graphs, photographs, photomicrographs, etc., were prepared during the year.

Hostels

The number of students residing in the Male students Hostel was 147 and that in the Lady Students' Hostel was 42. Both the hostels were fully occupied and a number of applications for rooms had to be turned down for want of vacancies. In order to meet the increasing demands of the undergraduates and also to accommodate interns, research workers and postgraduates a new hostel which was acquired at Naigaum was continued to be used for reception of students where 84 students were accommodated. The need is still felt for accommodating postgraduates, interns, research workers and students of Physiotherapy and Occupational therapy Schools.

Gymkhana

The various departments of the Gymkhana functioned very well during the year under report. The activities of the Gymkhana have set a new record in its history. Shri H. J. H. Talayarkhan, Minister of Health of Maharashtra Government, inaugurated the Reading Room and Debating Department during the year on 12th July 1960 amidst a large gathering of distinguished personnel. The function proved a great success.

The Inter Medical Honoraries Debate was held for the first time in this College.

At the All India Inter Medical Elocution Competition held at Delhi, our representatives were judged third best. We were affiliated to Bombay State Table Tennis Association. It is a matter of pride to state that Miss Kokila, one of our students reached upto quarter final in the Inter Collegiate Table Tennis Tournament.

In the Cultural Department this College sent entries for Dramas in all seven languages just like other colleges and it is a matter of great pleasure to report that this college won the Trophy for Sanskrit Play.

The 'Ladies Hockey Team' was started this year which is quite a unique event.

For the first time Bombay City Inter Medical Volley-ball Championship was won by this college. We also won the General Championship Trophy in Bombay City Inter Medical Tournament.

The Bust of Late Dr. Dhayagude, Ex-Dean of these institutions for several years was unveiled by the Chief Minister, Shri Y. B. Chavan, on 11th August 1960 in the presence of a large number of distinguished guests. The Chief Minister in his speech very much appreciated the services rendered by the Late Dr. Dhayagude as Professor of Pathology and Dean to these institutions in particular and to the Medical profession in general. He further appealed to the future doctors to emulate the example of the late Dr. Dhayagude and serve the humanity well.

General

Shri H. J. H. Talayarkhan, Minister for Public Health, Maharashtra Government, delivered inaugural address to the students of these institutions on Tuesday the 12th July 1960 at 11 a.m. in the Main Lecture Theatre.

The following eminent Medical personnel visited these institutions during the year under report.

- (1) Professor E. E. Dunlop of Melbourne University.
- (2) Dr. R. G. Desai, Assistant Professor of Haematology at Stafford University.

- (3) Dr. Alton Ochsner, M.D., Sc.D., Professor of Surgery, Tulane University, U. S. A.
- (4) Professor I. G. W. Hill, M.D., F.R.C.P., Professor of Medicine, at St. Andrews University, Dundee.
- (5) Professor Syotaro Muzuno, M.D., of Osaka University, Japan.
- (6) Dr. Michael E. DeBakey, M.D., F.A.C.S., Professor of Surgery of Baylor University, Houston, Texas, U. S. A.
- (7) Dr. Ralph W. Gerard, Director of Laboratories, Mental Health Research Institute, University of Michigan, Ann Arbor, U. S. A.
- (8) Dr. M. B. MaComber, M.D., F.A.C.S., Chief of Plastic Surgery Albany Medical Centre, New York.
- (9) Dr. Gordeon, Professor of Preventive and Social Medicine, School of Public Health, Harvard University.
- (10) Dr. LeRoy Allen, Chief of the Rockefeller Foundation.
- (11) Dr. Burriss of the University of Wisconsin.
- (12) Dr. Barbara Billing of Royal Free Hospital, London.

Publication

Subjects of articles published by the members of the Honorary, Professorial and other staff during the year are shown in Appendix No. 28 (printed in departmental copies).

New Departments

Research laboratories of the Department of Medicine and Surgery which have been equipped with the grant of gift appropriation, the Rockefeller Foundation started functioning in full swing during the year under reference. The following new department laboratories which were started some time back, have started functioning in full swing :—

- (1) Surgical Pathology Laboratory.
- (2) Radio Isotope Laboratory.
- (3) Fluid Balance and Flame Photometry Laboratory.
- (4) Cardiovascular Laboratory.
- (5) Heart-Lung Laboratory.
- (6) Animal Experimental Laboratory.

Animal experimental laboratory has been functioning almost daily and dog experiments are being continued.

The flame Photometry Laboratory and Biochemistry Laboratory which were set up sometime back, are being used for clinical purposes.

The Angiocardiography Machine which is capable of taking eight films per second and which was installed during last year has been working satisfactorily.

The Radiology Department as well as the Operation Theatre have started functioning.

Many special techniques in cardiac surgery, both under hypothermia and heart-lung machine using perfusion techniques as well as elective cardiac arrest were performed during the year.

The department of Biochemistry which was started in the year 1959 continued to work in close collaboration with the existing departments of basic medical sciences and clinical departments in the Hospital.

The collaboration will be in the fields of post education and research.

The department of Preventive and Social Medicine which started functioning in November 1957 continued to make steady progress under the able guidance of Dr. D. N. Pai, M.B.B.S., M.P.H., Assistant Professor of Preventive and Social Medicine. The Department continued the work of training of Interns as a regular feature, which consisted of field visits, family examination and seminars in which the Interns, Social workers and staff members participated.

Dr. M. V. Divekar, M.D., Assistant Professor of Medicine was deputed abroad for study problems of extra-Corporeal dialysis (Artificial Kidney) with Professor Niels Klawl at the University of London.

The artificial kidney which was donated by Axel Ax : Son Jhonson of Sweden to this college is proposed to be installed at this College shortly.

During year under review Dr. V. S. Raut, M.Sc., Ph.D., of Biochemistry department at this college was awarded a Senior Post-Doctoral Fellowship by the University Grants Commission to carry out research in the field of his specialisation.

K. E. M. HOSPITAL

New Construction, Expansion and Extension.

Works completed

- (1) Additional floor over Administration block for Orthopaedic Operation Theatre.

Works in progress

- (1) Construction of the two additional floors over the kitchen block for Operation Theatre and paying wards.
- (2) Construction of additional floor over the Blood Bank and interconnecting the same to the Main Operation Theatre.
- (3) Construction of an additional floor over Ward Nos. 17 and 18.
- (4) Construction of an additional floor over the Clinical Pathology.
- (5) Construction of an additional floor over the Seth G. S. Medical College.
- (6) Construction of two additional floors at the Convalescent Home.

Accommodation of patients in wards in the K. E. M. Hospital and their particulars.

Gynaec Ward, Obstetric Ward including wards for pre-natal post natal started functioning during the year under report. Owing, however, to the non-availability of qualified nursing staff a female surgical ward and a mental ward though otherwise ready could not be opened for admission. At the end of the year, under report only 704 beds out of 784 scheduled beds were in use. In spite of addition of beds there was constant overcrowding in all wards, which was particularly marked in Children's wards, Orthopaedic ward, and Female, Medical and Surgical Wards.

The daily average number of inpatients in the wards during the year 1960-61 was 919 as against 878 during 1959-60.

The revised distribution of beds according to sex and departments is shown in Appendix No. 1. As usual, demand on the hospital beds was quite heavy. Even after imposing restrictions on admissions overcrowding in the wards continued. The total number of patients admitted during the year 1960 were 33,859 as against 31,052 in the year 1959. The attendance of patients in the various departments is shown in the appendices Nos. 9-10, attached to this report.

Highest Attendance on a Single Day.

The highest number of out-patients attendance on a single day during the year 1960 was 3520. The highest number of new cases attending the Out-door departments on a single day was 1045, while the highest number of old cases attending on a single day was 2730. The highest number of casualty cases brought to the hospital Casualty department on a single day was 226 and that of patients admitted for indoor treatment was 267.

Result of Treatment of the Indoor patients.

Out of the total number of 34,658 inpatients, including 799, brought over from previous year, 9,462 were discharged as cured, 13,704 were relieved, 7,798 left the hospital either against medical advice or were otherwise discharged, and 2,703 died (excluding 175 still born). At the end of the year 991 patients were in the hospital under treatment.

Deaths Classified.

Out of 2703 deaths, 1241 died within 24 hours of admission, 514 after 24 hours but within 3 days of admission and the rest after three days of their admission.

Medico-Social Service Department.

The Medico-Social Service Department was able to render satisfactory service with seven social workers in the beginning of the year and with six social workers at the end of the year.

The social workers dealt with and helped to the deserving patients, solved the numerous and complex social problems which hindered their progress and completion of the treatment and rehabilitation.

The social workers also participated in the teaching programme of the para medical departments of the hospital and they also helped the students from different institutions specialising in Medical and Psychiatric Social Work by giving instructions in practical training.

In April 1960, the Urban Health Programme was launched and the Medico-Social Workers, studied the Family Problems of Krishnanagar community and explained to Medical students on spot, the relations of health problems to the social and physical environments. During the year under report Socio-economic study of cases of Peptic Ulcer, of burns and of attempted suicide, was undertaken.

The following table gives an account of the Medical and Social Relief work done through the department during the year under report.

Social data for diagnostic purposes	...	3,352 cases.
Medical Aid Appliances, etc	...	1,415 cases.
Case Work, and follow-up	...	898 cases.
Arrangement for discharge, institutionalisation convalescence of patients	...	153 cases.
Rehabilitation	...	80 cases.
Families of patients suffering from T. B. Meningitis were referred to Organised Home Treatment Clinic for family, X-Ray and B. C. G. Vaccination	...	93 cases.

The Physiotherapy Centre and School.

The Physiotherapy Centre and School is run through the joint efforts of the Central and State Governments and the Bombay Municipal Corporation.

School :—14 students passed the Diploma Examination bringing the total number of qualified physiotherapists from the school to 67. Thirty-two students were under training (two nominated by Maharashtra and one by Gujarat Government and two were of foreign nationalities).

Seven graduates of the school were registered to work in various specialised units of the hospital.

Centre: The centre continued to treat Indoor and Out-door patients referred to by the K.E.M. Hospital and the Convalescent Home, and the patients treated are as follows :—

	1960	1959
Number of patients treated	... 5,596	5,096
Number of treatments given	... 69,593	60,714

Occupational Therapy Centre and School.

School :—9 out of 13 candidates of the 10th batch and 1 past student, were successful in O. T. final examination and were awarded diplomas by Hon'ble Defence Minister Shri V. K. Krishna Menon. 14 students were admitted in July, 1960 for the course. The students of final year, were sent for their clinical training to important hospitals, having fullfleged Occupational Therapy Centres.

Centre : The main object of this centre is that while giving treatment to disabled-patients, it tries to rehabilitate them, by imparting vocational training. A table showing number of patients and treatments given by the centre is at appendix No. 13 (Printed in departmental Copies).

Nursing Staff.

During the year, 40 nurses were sent up for Junior Examination and 53 for Senior Examination, out of which 17 and 48 nurses respectively, passed the respective examinations held by the Bombay Nursing Council. The total number of nursing staff was 376 inclusive of the supervisory staff. The annual conference of the trained Nurses' Association of India, held at Jaipur in September 1960, and two delegates, of the K. E. M. Hospital attended the conference. All the exhibits, exhibited in the conference, won prizes including coveted prize of "President of India."

The arrangement of sending three nurses to the Kasturba Hospital for training in Infectious Diseases was continued during the year. The Midwifery training, which was not hitherto, imparted in this institution was started at this hospital from September 1960 and one batch of eleven students was admitted for this purpose

The cost of the Nursing Establishment worked out Rs. 185.07 per nurse per mensem as against Rs. 194.72 in the previous year.

Nurses Welfare Fund.

The Fund was instituted in the year 1931 for promoting the welfare of and providing amenities to the nursing staff. The fund is managed by a Committee of which the Dean, is an Ex-officio president. The corpus of the fund amounting to Rs. 30,500 is held in Government and Municipal Securities, which are deposited with the Central Bank of India Ltd. for safe custody. The fund is being utilised for providing amenities and extra-curricular activities such as social gathering like dramas, dances, picnics and tournaments.

A small library is maintained. Periodicals giving wide knowledge of Nursing career as a whole and few newspapers are subscribed out of the fund.

Thanks are also due to the authorities of the Lion's Club of Bombay who supplied certain novels and magazines to the above library.

Prophylactic Immunization Centre.

The centre continued to work on all days of the year from 2-30 P.M. to 5-30 P.M. on week days and from 9-00 A.M. to 11-00 A.M. on Sundays, so that antirabic treatment was given without a break.

The total number of patients treated during the year 1960 was 48,701.

Immunization against typhoid, cholera, plague, diphtheria and small-pox was also done at the centre

Leprosy Clinic.

This clinic is conducted by the Greater Bombay Leprosy Control Scheme and patients, suspected to be suffering from Leprosy are examined on Tuesdays and Fridays between 8-00 A.M. and 12-00 Noon. 1373 leprosy patients were treated during the year 1960 as against 1428 during 1959.

Neuro-Surgical department.

Dr. H. M. Dastur, M.S., F.R.C.S. Assistant Neuro-Surgeon continued to be in charge of the department. In the year under report 335 new cases, and 745 old cases were treated in O.P. D. and 213 were admitted as in-patients. The number of Neuro-Surgical Operations performed was 499.

Neurology Department.

Neurology department, which was started for the diagnosis and care of the non-surgical neurological patients worked satisfactorily. In the year under report, 1034 new cases and 5943 old cases were treated and 419 cases were admitted as Indoor patients. Certain cases examined in this department were transferred to the Neuro-surgical Unit.

Electro-cardiography Department.

During the year 4,632 electro-cardiograms were taken as compared to 3590 during the previous year.

Electro-Encephalography Department.

The department rendered assistance in diagnosing nervous and psychiatric disorders in patients. 625 electro-encephalographs were taken during 1960 as against 560 in 1959.

Family Health Centre.

The Family Health Centre at the Hospital continued to function satisfactorily during the year. The members of the public, who attended the centre were examined, investigated and advised as to their maintainance of good health. Members of those families in whom some defects or disorders were detected, were directed to

attend the respective out-patient departments of the hospital for prompt treatment. The centre had on its establishment a Health Visitor, who went round visiting families and explaining to them the advantages of a routine check-up at the centre. A statement of work done at the centre, during the year is at appendix No. 19 (printed in departmental copies).

Facilities for patients and their relatives.

The following were some of the facilities provided for the patients and their relatives at the hospital.

Gift shop : This is a sort of Sale Depot started in the year 1950, for sale of clean bottles for medicines, injections etc. to patients at fair rates, without difficulty and without having to go out of the hospital premises. The shop is financed by the Poor-Box Charity Fund of this hospital to which all the net proceeds are credited.

Recreation Room and Library : A small library-cum-recreation room has been maintained for the benefit of the indoor patients. The hospital subscribed to a few vernacular magazines, periodicals and daily newspapers. Ambulatory patients generally take advantage of the library. A wheeled trolley with books magazines was taken round the various wards for bed-ridden patients who were unable to visit the library. A radio receiving set, carrom-boards and draughts were also provided for recreation of the patients. The proprietor of the "Bombay Samachar" supplied copies of their daily paper free of charge, for which thanks are due to them.

Convalescent Home.

Convalescent patients, from (i) K.E.M. Hospital, (ii) Lokamanya Tilak Municipal General Hospital, and (iii) Bai Y. L. Nair Charitable Hospital, are transferred to the Convalescent Home, which has four wards of 30 beds each. 60 beds are reserved for female patients.

Balance of patients at the close of previous year	...	95
New patients admitted during the year	...	506
Patients discharged during the year	...	507
Balance of patients at the close of the year	...	94

Ambulance Service.

The services of the ambulance are available between 8-00 A.M. and 12-00 Noon and from 2-0 P.M. to 6-00 P.M. though emergency calls are attended to at all hours. The ambulance service is free of charge to the poor and deserving patients.

Advisory Medical Board.

During 1960, the Advisory Medical Board held six meetings of the Honorary and Professorial Staff

Staff Society Clinical Meeting.

The staff society of the K. E. M. Hospital and Seth G. S. M. College held 11 meetings during the year 1960, including one special meeting, when 10 papers on various medical subjects were read. A quarterly journal named "Journal of Postgraduate Medicine" which is run under the auspices of the society published four issues during the year 1960. A grant of Rs. 1,000 was sanctioned by the Municipal Corporation for the activities of the society.

K. E. M. Hospital and Seth G. S. M. College Employees' Cooperative Credit Society.

The Co-operative Credit Society of the employees' of the K. E. M. Hospital and the Seth G. S. M. College, worked satisfactorily during the year. The total number of members on the roll at the end of June 1960 was 825.

The share capital of the society amounted to Rs.2,11,310 on 30th June 1960 as against 1,98,515 on corresponding date of the previous year. The amount of the loans granted, was Rs. 4,37,380 as against Rs. 3,69,030.

The society declared a dividend of 5 per cent. for the year ending June 1960. The net profit during the year ending 30th June 1960 amounted to Rs. 26,301.77 nP. as against Rs. 23,153.93 nP. in the previous year. The accounts of the society were audited by the Government Auditors upto 30th June 1960 and the society was given 'A' class.

" Dr. N. A. Purandare Gynaecological and Obstetric Research Centre."

In the Dr. N. A. Purandare, Gynaecological and Obstetrics Research Centre, cases of Gynaecological disorders of Hormonal origin are being studied from the point of view of investigation and therapy. The special investigations carried out during the year, are as under :—

I—Vaginal Infections.

- (1) Study of normal vaginal flora, in 108 cases.
- (2) Specialised study of trichomonas and moniliasis as regards staining methods and growth on various culture media.
- (3) Study of incidence of Trichomoniasis, Moniliasis and Therapeutic trials with various drugs in pregnant and non-pregnant cases of Leucorrhoea, vaginitis and Erosion Cervix, in all 265 cases have been studied

II—Histology and Cytology.

- (4) Histochemical and cytochemical investigations were carried out in the centre. In all 65 and 800 investigations were carried out by Cytochemical and Histochemical methods respectively.

III—Pregnanediol.

- (5) Pregnanediol estimations in Normal Pregnant women for control values.
- (6) Pregnanediol estimation in Abortions :—
 - (i) Habitual abortion cases followed up to the delivery from treatment point of view.
 - (ii) Threatened abortion from prognostic point of view.
 - (iii) Missed abortion, and
 - (iv) complete and incomplete abortion, etc.
- (7) In menstrual dysfunctions :—
 - (i) Primary and Secondary Amenorrhoeas
 - (ii) Hirsutism.
 - (iii) Metropathia, etc.

IV—17—Ketosteroids.

(8) 100 estimations of 17-ketosteroids have been carried out on 32 patients. 10 of them have been from normal subjects and 90 from 30 patients complaining of Amenorrhoeas, Hirsutism, etc.

V—Biochemical study.

Urinary Excretion of Histidine was studied in (a) normal pregnant, (b) Toxaemia of Pregnancy, (c) Threatened abortion and (d) Normal non-pregnant.

Urinary excretion of tryptophane and threonine was estimated in —(a) Normal Pregnant (b) Normal non-pregnant, and (c) Threatened abortion.

Plasma fibrinogen was estimated in (a) Toxaemia of pregnancy and (b) Pregnancy Anaemia.

Study of (1) Serum Protein (2) Blood Vitamin C (3) Blood N.P.N. (4) Blood Urea N 2 was carried out in pregnancy, anaemia and toxaemia.

Obstetric Department.

The Obstetric and Antenatal department was started on 1st February 1959 with 38 beds. In 1960, the number of beds was increased to 64 and the Obstetric theatre was utilised for performing gynaecological emergency operations in addition to operative deliveries. The department continued to admit patients with obstetric complications from two Municipal Maternity Homes. *viz.*

- (1) Cadel Road Maternity Hospital,
- (2) Naigaum Maternity Hospital, and also from certain other Municipal Maternity Hospitals in Suburbs of Bombay.

Two assistant Honoraries, from K. E. M. Hospital attended the Antenatal out-patient departments of these two Maternity Hospitals and directed the patients to K. E. M. Hospital. The department is also recognised for training Nurses for Midwifery and for post-graduate students appearing for D. G. O., F.C.R.S. and M.D. Undergraduate students are also trained during the Junior Obstetric term and allowed to conduct deliveries.

In the year 1960, following is the attendance of patients :—

1. Antenatal outpatient department No. of Cases New...	2526
	Old	9712
2. Indoor Admissions of abnormal cases	595
3. Total Deliveries	1451
(i) Normal deliveries	1197
(ii) Abnormal deliveries	254
4. Operative deliveries					
(i) Caesarian Section	63
(ii) Forceps	38
(iii) M. R. P.	10
(iv) Internal version	4
(v) Craniotomy	3
(vi) Embryotomy	1
(vii) D and C.	90
(viii) Other operations	10
5. Cases with Post-partum haemorrhage	13
6. Puerperal sterilisations	224
7. Antenatal complications	341
8. Maternal Deaths...	14
(i) Medical causes	8
(ii) Obstetrical causes	6
9. Perinatal Mortality					
(i) Still births	47
(ii) Neonatal Deaths	44

Family Planning Centre.

A family planning centre, with 100 per cent. grant-in-aid from the Government of India, started in January 1959, continued to work satisfactorily during this year, under Dr. C.R. Joshi, M.D., D.G.O., F.C.P.S., D.O.M.S.

The centre serves the uneducated and poor labourers staying in the vicinity of the K. E. M. Hospital. Sterilization is advised to patients having four or more children. Vasectomy operations were carried out by Medical Officers in charge of the centre. Patients needing temporary contraception were advised mechanical or chemical methods with safe period, if periods were regular. Contraceptive tablets were given free. Lectures were given on the subject of Family Planning to internes and post-graduate students.

Food Handlers' Scheme

The scheme of periodical medical examination at K. E. M. Hospital of persons handling food employed in City hotels, eating houses, and restaurants continued satisfactorily during the year. 1565 of such persons were directed for examination by H. O.'s department during the year 1960, out of which only 852 persons attended. 24 persons were partly examined as they failed to give their stools, etc. for pathological examination. Of the rest 811 were found fit and 17 unfit to handle food.

Shantilal Mathuradas Blood Bank.

The Blood Bank worked satisfactorily during the year under report. Blood was collected from the donors who were paid out of the Poor Box Charity Fund. The amount so spent was Rs. 43,825 during the year. Arrangements were also made to bleed donors at their places and in such cases, blood was obtained free of charge. The number of blood samples supplied for transfusion, during the year was Rs. 3583 the details of various investigations carried out in the Bank during the year, are shown in the last para of appendix of Central Clinical Laboratory which is printed in the departmental copies of the report.

Dr. Jivraj N. Mehta Pharmaceutical Laboratory.

The work done in the laboratory during the year 1960 was quite satisfactory, details of which are given below :—

(i) *Injectable*.—57,900 transfusion bottles 500 c.c. each (Eight different types), 12,905 ampoules representing 16 different injectable solutions and about 1000 litres of sterile loose solutions, were prepared. The market value of these production is about Rs. 79,254.

(ii) *Analytical work*.—14 samples were analysed out of which three failed to conform with the requisite requirements.

Donations by Philanthropic Bodies and Persons.

During the year under report, the following institutions and persons donated articles as mentioned below. These articles were used for the patients irrespective of race, caste or creed. Many thanks are due to them and also to those who have donated miscellaneous articles.

Name of Donor.	Articles donated.
Archbishop of Bombay—gift from American People—through Catholic Relief Services.	Wheat, cheese, Milk Powder, Rice and Wheat Wheat flour.
Smt. Shantidevi, Secretary, Naigaum Balak Satsangha Mandal.	Milk, Plantains, Chikoos, Biscuits, Cloth pieces.
Shri Madhubhai Hingwala	Foam Rubber mattresses.

Certificates :—Certificates of different categories as mentioned below were issued during the year 1960-61. A sum of Rs. 11,736 was realised as fees.

Kind of certificates.	No. of cft. issued.
Under Workmen's compensation Act	456
Medical Opinion Certificates	2433
Injury certificates to Police in Medico Legal cases (free)	786
Injury certificates to Police in Medico Legal cases to patients (paid)	118
Municipal Employees' injury certificates for leave (free)	191
Insurance purpose	78
Ordinary certificates mentioning period of treatment (free)	13000
Essentiality certificates regarding treatments given to Govt. servants	(approximately) 160

School Clinic

Municipal School Clinic worked in 5 departments *viz.*, Medical, Ophthalmic, Aural, Skin and Dental on five days in a week from 2-30 p. m. to 4-30 p. m. for 10 months during the year excluding the May Vacation. Dr. M. D. Motashaw, M.D., was Medical Officer in Charge of School Clinic during the year.

2,134 new children and 14,464 old cases were treated in the school clinic department in addition to 1271 referred cases, as shown in the appendix No. 6.

Common complaints were Anaemia, Bronchitis, Round worm infection, Tonsillitis, Carious Teeth, Vitamin 'A' deficiency. 191 children were operated upon in the Aural Department. 19 children were admitted in the Wards for various complaints like Anaemia, Fever, X-Ray spine, Bleeding after tonsil operation, Abscess, Needling etc. X-Ray plates, electro-encephalographs and electro-cardiographs were taken whenever found necessary. 4 children were referred to Physiotherapy Department and 2 children were referred to Occupational Therapy department.

The total expenditure of the School Clinic at the K. E.M. Hospital during the year under report amounted to Rs. 43,000.

Expenditure out of the Budget grants for 1960-61 and Poor Box Charity Fund at the Hospital.

Expenditure out of the hospital budget grants.—The total expenditure incurred on the maintenance of the hospital during the year 1960-61 including liabilities at the end of the year but exclusive of the cost of extension scheme amounted to Rs. 40,58,845 approximately. This expenditure was inclusive of the cost of maintenance and treatment of inpatients, out patient departments, Medical, Nursing, Administrative and labour staff as well as, the cost of the staff for the maintenance and repairs of buildings.

Expenditure out of P. B. C. Fund.—Besides the expenditure incurred from the budget provisions a sum of Rs. 1,06,157 was spent out of the Poor Box Charity Fund, as against Rs. 74,663.75 in the previous year. This amount was mostly spent for costly drugs, injections, blood transfusions, surgical appliance and travelling expenses for the poor and deserving patients of this hospital. The statement of accounts are given in appendices 11 and 12. In addition to cash donations, small donations in kind were occasionally received.

Donations to the extent of Rs. 41,585 were received by the Poor Box Charity Fund from patients and philanthropic persons. In addition, a sum of Rs. 10,824 were collected from Boxes kept in wards and outpatient departments. Special mention of the names of the gentlemen and firms who have donated Rs. 500 and above during the year is made in appendix No. 7.

Thanks are due to the authorities of Nowrosjee Wadia Maternity Hospital and Jerbai Wadia Hospital for children for continuation of facilities given to the students of Seth G. S. Medical College for clinical instructions in Obstetric and disease of children respectively.

Thanks are also due to the members of the Honorary Professorial and other teaching staff for their co-operation and willing help in medical relief, education and research activities at these Institutions.

S. V. JOGLEKAR,

Dean,

K. E. M. Hospital and Seth G. S. Medical College.

INDEX OF APPENDICES.

Appendix No.	Particulars.
1	Distribution of beds according to classification of departments.
2	Statement showing particulars of indoor and outdoor patients treated during the year 1960 and 1959, number of Operations done etc.
3	Statement showing the relative cost per in-patient and out-patient per day during the year 1960-61 and previous two years.
4	Statement showing the details of cost per in-patient for the year 1960-61 and previous two years.
5	Statement showing the average cost of each new out patient admission for the year 1960-61 and previous two years.
6	Statement showing the children from Municipal Primary Schools treated during 1960-61 and 1959-60 at the School Clinic.
7	Statement showing the names of donors who have donated Rs. 500 and above to the Poor Box Charity Fund of the Hospital for the year 1960-61.
8	Senior staff of the K. E. M. Hospital and Seth G. S. M. College for the year 1960-61.
9	Statement showing the inpatients treated in the K. E. M. Hospital during the year 1960 with classification according to departments, sex, age, discharge and death.
10	Statement showing the Outpatients (New, Old and Casualty), treated in the K. E. M. Hospital during the year 1960 with classification according to the departments, sex and age.
11	Statement of accounts of the K. E. M. Hospital Poor Box Charity Fund for the year 1960-61.
12	Balance sheet of the Poor Box Charity Fund of the K. E. M. Hospital as on 31st March 1961.
13*	Statement showing the work done in the Occupational therapy Centre and School during the year 1960 and 1959.
14*	Summary of In-patients treated in the K. E. M. Hospital during the year 1960 with classification according to diseases and results of treatment.
15*	Statement showing the classifications according to the nature and results of the operations performed in different departments of the K. E. M. Hospital during the year 1960. <ul style="list-style-type: none"> (i) Surgical department. (ii) Neuro-Surgery department. (iii) Orthopaedic department. (iv) Gynaecology department. (v) Ear, Nose and Throat (Aural) Department. (vi) Ophthalmic department.
16*	Report of the X-Ray Diagnostic therapeutic work for the year 1960.
17*	Statement showing the diagnosis of the out-patients and in-patients treated in the Skin and Venereal Department of the K. E. M. Hospital during the year 1960.
18*	Statement showing the classification according to the nature of the diseases and sex of the patients treated and diagnostic and the therapeutic measures used in the Psychiatric Department of the K. E. M. Hospital during the year 1960.
19*	Statement showing the Electro-Cardiograms classified according to the clinical conditions for which these were taken in the K. E. M. Hospital during the year 1960.
20*	Statement showing the various investigations carried out in the Central Clinical Laboratory of the K.E.M. Hospital during the year 1960, and also an account of Autopsy work done during the year.
21*	Statement showing the work done at the Family Health Centre in the K. E. M. Hospital during the year 1960.
22*	Statement showing the number of patients treated (with classification of the conditions) in the Physio-therapy Department of the K. E. M. Hospital, during the year 1960.
SETH GORDHANDAS SUNDERDAS MEDICAL COLLEGE.	
23	Statistical information.
24	Particulars regarding students.
25	Average cost and Revenue.
26*	List of books presented to the library.
27*	Research Enquiries.
28*	List of publications by the staff.

APPENDIX NO. 1

Distribution of beds according to classification of Departments.

Department	Male.	Female.	Children.	Total.
Medical	120	43	..	163
Surgical	108	27	28	163
Orthopaedic	40	12	12	64
E. N. T. (Aural).	14	4	8	26
Neuro-surgical	26	2	2	30
Gynaec	..	50	..	50
Obstetric	..	64	..	64
Ophthalmic	20	12	..	32
Neurological	14	2	2	18
Psychiatric	10	2	2	14
Paediatric-Medical	38	38
Skin and Venereal	18	4	2	24
Tetanus	5	3	2	10
Isolation	2	1	..	3
Casualty	5	5
Grant Total	382	226	96	704

APPENDIX NO 2.

Statement showing the particulars of indoor and out door patients treated during the year 1960 and 1959, number of operations done, etc. at the K. E. M. Hospital.

Particulars.	1960	1959
(a) In-patients—		
(1) Scheduled strength of beds	704	668
(2) Daily average number of in-patients	919	878
(3) Total number of new in-patients admitted	33,859	31,052
(4) Average number of days each patient was resident	9.90	10.3
(b) Out-patients—		
(1) Total number of new out-patients	2,35,249	2,34,117
(2) Daily average number of new out-patients	877	873
(3) Total number of out-patient attendance (including casualty cases)	8,07,743	7,97,819
(4) Daily average number of out-patients attendance	2,718	2,686
(5) Number of casualty patients	55,284	60,882
(c) Operations :—		
(1) Total number of operations on in-patients	13,477	12,716
(2) Total number of operations on Out-patients	45,032	41,763

APPENDIX NO. 3.

Statement showing the relative cost per in-patient and out-patient per day during the year 1960-61 and previous two years at the K. E. M. Hospital.

Particulars.	1960-61	1959-60	1958-59
	Rs. nP.	Rs. nP.	Rs. nF
(a) Average cost per in-patient per day	9.21	10.06	9.45
(b) Average cost per in-patient admission	93.01	100.10	94.97
(c) Average cost per Out-patient attendance	0.97	1.07	1.04
(d) Average cost per out-patient admission	3.32	3.61	3.50

APPENDIX NO 4.

Statement showing the details of cost per in-patient for the year 1960-61 and previous two years at the K. E. M. Hospital.

Year.	Diets.	Drugs dressings etc.	Stores and Linen.	Heating and Lighting.	Miscellaneous.	Establishment.	Repairs to Buildings and Engineering.	Total.
	Rs.nP.	Rs.nP.	Rs.nP.	Rs.nP.	Rs.nP.	Rs.nP.	Rs.nP.	Rs. nP
1960-61 ...	1.22	1.50	0.73	0.29	0.40	4.91	0.16	9.21
1959-60 ...	1.08	2.34	0.74	0.29	0.52	4.52	0.57	10.06
1958-59 ...	1.11	2.08	0.84	0.27	0.44	4.40	0.35	9.49

APPENDIX NO. 5

Statement showing the average cost of each new out-patients admission for the year 1960-61 and previous two years at the K. E. M. Hospital.

Year.	Drugs and dressing etc.	Stores and Linen.	Heating and Lighting.	Miscellaneous.	Establishment.	Repairs to Buildings and Engineering.	Total.
	Rs.nP.	Rs.nP.	Rs. nP.	Rs.nP.	Rs.nP.	Rs.nP.	Rs.nP.
1960-61 ...	1.19	0.26	0.02	0.07	1.72	0.06	3.32
1959-60 ...	1.29	0.28	0.03	0.11	1.87	0.03	3.61
1958-59 ...	1.23	0.27	0.03	0.09	1.83	0.05	3.50

APPENDIX NO. 6

Statement showing the number of school children from the Municipal Primary Schools treated during the year 1960-61 and 1959-60 in the School Clinic Department at the K. E. M. Hospital.

Sections.	1960-1961				1959-1960			
	New cases.	Old cases.	Total.	Referred cases.	New cases.	Old cases.	Total.	Referred cases.
Aural ...	603	4,462	5,065	288	874	4,860	5,734	346
Medical ...	598	3,278	3,876	46	781	5,351	6,132	171
Ophthalmic ...	498	3,900	4,398	323	508	3,468	3,976	240
Dental ...	317	1,629	1,946	514	186	2,197	2,383	658
Skin ...	118	1,195	1,313	100	110	1,140	1,250	144
Total ...	2,134	14,464	16,598	1,271	2,459	17,016	19,475	1,559

APPENDIX No. 7.

A Statement showing the names of donors who have donated Rs. 500 and above during the year 1960-61 to Poor Box Charity Fund :—

Names.	Amount donated.
	Rs.
(1) Messrs. Imperial Tobacco Co. of India Ltd.	... 1,200
(2) Messrs. Imperial Sewing Machine Co.	... 600
(3) Messrs. Bombay Coal Allocation Committee	... 1,200
(4) Messrs. Hindustan Liver Company Ltd.	... 500
(5) Messrs. Associated Cement Co.	... 500
(6) Messrs. Tata & Sons (Private) Ltd.	... 1,000
(7) Messrs. Mhatre Plastic Industries	... 501
(8) Messrs. Sciendia Steam Navigation Co.	... 500
(9) Messrs. American Womens' Club	... 3,500
(10) Hon. Secretary, Rotary Club	... 500
(11) Messrs. Burmah Shell Oil Storage and distributing Co. Ltd.	... 750
(12) Messrs. British India Steam Navigation Co.	... 600
(13) Messrs. Sakhardande & Co.	... 500

APPENDIX No. 8.

Senior Staff of the K. E. M. Hospital and Seth G. S. Medical College for 1960-61.

Dean.

Dr. S. V. Joglekar, M.S., F.C.P.S. continued to hold the post during the year under reference except during his leave period from 30th August 1960 to 9th January 1961.

Professor of Anatomy.

Dr. K. D. Desai, M.B.B.S., M.Sc. (Med.) continued to hold the post except during this study leave period from 30th September 1959 to 9th November 1960.

Assistant Professor of Anatomy.

Dr. S. M. Bhatnagar, M.B.B.S., M.Sc. (Med.).

Dr. J. S. Kalgutkar, M.B.B.S., M.Sc. (Med.), Ag. Assistant Professor.

Professor of Physiology.

Dr. K. C. Batliwalla, M.B.B.S., Ph.D. (upto 15th November 1960).

Dr. Duarte Monteiro, M.Sc., M.B.B.S. (from 15th November 1960).

Professor of Biochemistry.

Dr. R. G. Chitre, M.Sc., Ph.D., F.R.I.C.

Assistant Professor of Biochemistry.

Dr. R. K. Anjaria, M.Sc., Ph.D. (From 11th July 1960).

Professor of Pharmacology.

Dr. U. K. Sheth, M.D., F.C.P.S., on leave upto 10th June 1960.

Assistant Professor of Pharmacology (Materia Medica).

Dr. R. S. Satoskar, M.B.B.S., M.Sc. (Med.), Ph.D.

Professor of Pathology and Bacteriology.

Dr. N. M. Purandare, M.D.

Assistant Professor of Pathology and Bacteriology.

Dr. C. K. Deshpande, M.D. on leave from 21st November 1960.

Dr. (Smt.) Suman M. Sant, M.D.

Professor—Director of Medicine.

Dr. P. Raghavan, M.D.

Assistant Professor of Medicine.

Dr. M. V. Divekar, M.D. Ag. from 14th May 1960 to 20th June 1960 and again from 21st February 1961—onwards.

Assistant Clinical Pathologist (Medicine).

Dr. (Smt.) S. G. Kinare, M.D.

Tutor (Medicine).

Dr. M. J. Gandhi, M.D.

Professor—Director of Surgery.

Dr. P. K. Sen, M.B., M.S., F.A.C.S., F.I.C.S.

Assistant Professor of Surgery.

Dr. T. P. Kulkarni, M.S., Ag. from 21st April 1960 onwards.

Tutor in Surgery.

Dr. G. B. Parulkar, M.S.

Honorary Physicians and Lecturers in Medicine.

Dr. M. J. Shah, M.B.B.S., M.R.C.P., D.T.M. & H. on leave from 1st May 1960 to 31st March 1961.

Dr. J. C. Patel, M.D., M.R.C.P., Ph.D., B.Sc.

Dr. E. R. DeMello, M.D.

Dr. J. K. Mehta, M.D., M.R.C.P., F.C.P.S., on leave from 2nd May 1960 to 31st May 1960.

Dr. E. P. Bharucha, M.D. (Bom.), M.D. (Lond.).

Dr. K. K. Datey, B.A., M.D., M.R.C.P. (Lond.) D.T.M. & H., B.Sc., D.C.H., F.C.P.S., F.C.C.P., D.D.T.M. & H., M.R.C.P.E., on leave from 24th August 1960 to 23rd September 1960.

Honorary Paediatric Physicians and Lecturers in Paediatrics.

Dr. (Smt.) P.E. Bharucha, M.D. (Lond.), D.C.H. (Lond.).

Dr. M. P. Bhagat, M.D. (Bom.), M.R.C.P. (Lond.).

Honorary Assistant Physicians and Lecturers in Medicine.

Dr. A. F. Golwalla, M.D., F.C.P.S., Ag. Hon. Physician from 2nd May 1960.

Dr. J. M. Mehta, M.R.C.P.

Dr. M. D. Motashaw, M.D.

Dr. S. D. Store, M.D., M.R.C.P.E., F.C.P.S.

Dr. S. L. Balse, M.D., M.R.C.P., D.C.H., D.T.M. & H. on leave from 7th August 1959 to 6th April 1960.

Dr. I. J. Pinto, M.D., M.R.C.P. (Lond.), M.R.C.P.E.

Dr. M. K. Dhirwani, M.D.

Dr. P. M. Shah, M.D. Being continued from 1st March 1960.

Hon. Assistant Paediatric Physicians and Lecturers in Paediatrics.

Dr. (Smt.) Steeta Sinclair, M.B.B.S., Master of Medical Science in Paediatrics (U. S. A.) Diploma of American Board of Paediatrics.

Dr. R. J. Buhariwalla. M.R.C.P., D.C.H. (Lond.), D.C.H. (Bom.).

Hon. Assistant Neurophysician (Temp.).

Dr. M. M. Pandya, F.R.C.S. (Eng.), Retired from 3rd September 1960.

Dr. A. E. DeSa, F.R.C.S. on leave from 13th May 1960 to 20th June 1960.

Dr. R. H. Karmarkar, F.R.C.S.

Dr. C. S. Worah, M.S., on leave from 15th April 1960 to 31st May 1960.

Dr. G. D. Adhia, F.R.C.S., F.C.P.S.

Dr. V. S. Sheth, F.R.C.S., appointed from 3rd September 1960. On leave from 9th September 1960 to 31st March 1961.

Dr. C. J. T. Pinto, F.R.C.S. (Temporarily promoted from 9th September 1960 to 31st March 1961).

Hon. Assistant Surgeons and Lecturers in Surgery.

Dr. C. J. T. Pinto, M.S., F.R.C.S.

Dr. M.L. Vaze, M.S., F.R.C.S.

Dr. D. K. Karanjawalla, M.S., F.R.C.S., on leave from 16th May 1960 to 8th June 1960.

Dr. S. D. Deodhar, M.S.

Dr. R. A. Bhalerao, M.S., Ag. from 29th October 1960 to 31st March 1961.

Honorary Orthopaedic Surgeons.-

Dr. A. K. Talwalkar F.R.C.S., M.Ch.L. (Liver pool).

Dr. K. T. Dholakia, M.S., F.R.C.S., M.Ch.O. (Liver pool) on leave from 10th May 1960 to 13th June 1960.

Honorary Assistant Orthopaedic Surgeons.

Dr. (Smt.) S. D. Bharucha, F.R.C.S. (Lond.) M.Ch.O. (Liverpool).

Dr. R. M. Bhansali, M.S., F.R.C.S. M.Ch.O. (Liverpool).

Honorary Aural Surgeon and Lecturer in E. N. T.

Dr. J. V. DeSa, M.S., D.L.O. (Lond.) on leave from 14th May 1960 to 9th June 1960.

Honorary Assistant Aural Surgeons.

Dr. S. R. Rege, M.S., D.L.O., F.C.P.S.

Dr. P. P. Karnik, M.S.

Dr. K. L. Shah, M.S., D.L.O. from 1st March 1960.

Honorary Gynaecologists and Lecturers in Gynaecology and Obstetrics.

Dr. B. N. Purandare, F.R.C.S.E., F.C.P.S., on leave from 16th May 1960 to 8th June 1960.

Dr. V. N. Purandare, M.D., F.R.C.S.

Honorary Assistant Gynaecologists and Obstetricians

Dr. E. J. Sequeira, M.D., F.C.P.S., (Promoted as Gynaecologist at T. N. M. College from 13th August 1960)
 Dr. (Smt.) G. N. Patwardhan, M.D.
 Dr. (Smt.) Motashaw, M.D., F.R.C.S.
 Dr. M. R. Narvekar, M.D.

Honorary Ophthalmic Surgeons and Lecturers in Ophthalmology.

Dr. D. G. Mody, M.B.B.S., D.O., D.O.M.S.

Honorary Assistant Ophthalmic Surgeons.

Dr. B. T. Maskati, M.S., D.O.M.S.
 Dr. T. N. Ursekar, M.S., D.O.M.S.

Honorary Radiologists and Lecturers in Radiology and Electrotherapy

Dr. L. H. Athle, M.B.B.S., D.M.R., M.A.C.R.
 Dr. M. M. Mehta, M.B.B.S., D.M.R.E.

Honorary Assistant Radiologists.

Dr. M. S. Warwadekar, M.B.B.S., D.M.R.E.
 Dr. B. K. Bajaj, M.B.B.S., D.M.R.E.

Honorary Assistant Neurologist (Temp.)

Dr. V. P. Mondkar, M.D.

Honorary Anaesthetists and Lecturers in Anaesthesia

Dr. B. N. Sircar, M.B.B.S., D.A., F.F.A.R.C.S.
 Dr. G. S. Ambardekar, M.B.B.S., D.A., F.F.A.R.C.S.

Honorary Assistant Anaesthetist

Dr. Y. G. Bhojraj, M.B.B.S., D.A., F.F.A.R.C.S.

Honorary Dental Surgeon and Lecturer in Dentistry

Dr. N. H. Moghe, L.D.S.C.

Honorary Assistant Dental Surgeons.

Dr. I. L. N. Lopes, B.D.S. On study leave from 16th May 1958 onwards.
 Dr. G. M. Vachharajani, B.D.S., (Temp.)

Honorary Dermatologist and Venereologist and Lecturer in Dermatology and Venereology

Dr. S. C. Desai, M.D., D.V.D.

Honorary Assistant Dermatologist and Venereologists.

Dr. James Fernandes, M.B.B.S., D.V.D., F.C.P.S., D.T.M. & H.
 Dr. N. W. Dhurandhar, M.B.B.S., D.V.D., D.T.M. & H., F.A.C.A.

Honorary Psychiatrists and Lecturers in Psychiatry

Dr. N. S. Vahia, M.D.
 Dr. V. N. Bagadia, M.D., D.P.M., from 1st July 1960.

Director Occupational Therapy Centre and School.

Smt. Mira M. Shahani, B.A., (Hons.), O.T.D., Assistant Director.

Physiotherapy Centre and School

Shri Manik T. Shahani, D.P.T., Assistant Physiotherapist.

APPENDIX NO. 9

Statement showing the in-patients treated in the K. E. M. Hospital during the year 1960 with the classification according to Departments, Sex, Age, Discharge, Deaths.

Department.	Sex.	In the Hospital on the midnight of 31st Dec. 1959.	Admitted during the year 1960	Total.	Discharged during the year 1960	Died during the year 1960	In the Hospital by the midnight on 31st Dec. 1960.
Medical	Male	162	5,870	6,032	5,195	648	189
	Female	80	2,496	2,576	2,178	306	92
	M. C.	...	251	251	121	130	...
	F. C.	...	153	153	95	58	...
Surgical	Male	145	6,529	6,674	6,220	287	167
	Female	52	1,695	1,747	1,468	211	68
	M. C.	17	860	877	806	49	22
	F.C.	4	430	434	403	26	5
Ophthalmic	Male	22	610	632	608	...	24
	Female	14	361	375	358	...	17
	M. C.	...	40	40	40
	F. C.	...	35	35	35
Gynaec	Female	40	2,197	2,237	2,179	...	58
	F. C.
Skin and Venereal	Male	20	189	209	180	7	22
	Female	6	59	65	56	2	7
	M. C.	...	18	18	18
	F. C.	...	12	12	12
Aural	Male	5	840	845	829	9	7
	Female	5	595	600	589	5	6
	M. C.	...	450	450	449	1	...
	F. C.	...	405	405	404	1	...
Orthopaedic	Male	67	1,632	1,699	1,583	38	78
	Female	22	641	633	613	20	30
	M. C.	12	398	410	390	5	15
	F. C.	8	190	198	187	...	11
Psychiatric	Male	8	202	210	201	...	9
	Female	4	107	111	106	...	5
	M. C.	...	14	14	14
	F. C.	...	6	6	6
Neurosurgery	Male	12	132	144	114	16	14
	Female	5	44	49	39	4	6
	M. C.	...	28	28	22	5	1
	F. C.	...	9	9	...	8	1
Neurology	Male	14	270	284	256	11	17
	Female	1	112	113	106	5	2
	M. C.	...	24	24	22	2	...
	F. C.	...	13	13	10	3	...
Paediatric	Male	4	44	48	45	...	3
	Female	2	18	20	18	...	2
	M. C.	40	2,154	2,194	1,677	469	48
	F. C.	24	1,574	1,598	1,193	374	31
Obstetric	Female	4	2,147	2,151	2,114	3	34
Cardiology	1	1	1
Dispensary	1	1	1
Urology	3	3	3
Grand Total		799	33,859	34,658	30,964	2,703	991

APPENDIX NO. 16

Statement showing the out-patients (New, Old and Casualty) treated in the K. E. M. Hospital during the year 1960, with classifications according to Departments, Sex and age.

Department.	Sex.	O.P.D. New cases.	O.P.D. Old cases.	Total attendance.	Casualty.
Medical	Male	35,163	62,205	97,368	1,036
	Female	17,855	43,215	61,070	282
	M.C.	1,122	1,806	1,928	285
	F. C.	741	1,251	1,992	132
Surgical	Male	39,047	71,146	1,10,193	24,527
	Female	11,190	32,223	43,413	5,974
	M. C.	7,723	13,550	21,273	6,448
	F. C.	3,498	8,876	12,374	2,877
Ophthalmic	Male	11,023	26,003	37,026	2,826
	Female	4,082	16,556	20,638	141
	M. C.	915	4,062	4,977	124
	F. C.	727	3,145	3,872	69
Gynaec	Female	8,138	31,739	39,877	34
	F. C.	25	1	26	2
Dental	Male	7,137	9,727	12,864	48
	Female	3,696	6,051	9,747	11
	M. C.	640	1,508	2,148	9
	F. C.	500	1,151	1,651	8
Skin and Venereal	Male	11,836	25,462	37,298	140
	Female	4,035	15,474	19,509	25
	M. C.	2,294	5,092	7,386	10
	F. C.	1,707	3,925	5,632	11
Aural	Male	7,413	17,992	25,405	469
	Female	4,083	13,389	17,472	118
	M.C.	2,283	3,887	6,170	318
	F. C.	1,693	2,971	4,664	278
Orthopaedic	Male	10,296	29,908	40,204	5,754
	Female	3,476	15,441	18,917	1,136
	M. C.	1,950	4,941	6,891	1,369
	F. C.	1,022	3,631	4,653	668
Psychiatric	Male	1,275	12,331	13,606	12
	Female	754	5,865	6,619	8
	M. C.	91	1,464	1,555	...
	F. C.	57	921	978	1
Neurosurgery	Male	158	540	698	...
	Female	90	131	221	...
	M. C.	43	44	87	...
	F. C.	24	30	54	...
Neurology	Male	592	3,253	3,845	...
	Female	286	1,782	2,068	...
	M. C.	88	528	616	2
	F. C.	68	380	448	...
Paediatric	Male	155	1,172	1,327	1
	Female	153	371	524	...
	M. C.	8,146	17,198	25,344	80
	F. C.	6,161	12,740	18,901	43
Obstetric	Female	2,526	9,712	12,238	5
Diabetic	Male	936	8,421	9,357	...
	Female	312	2,807	3,119	...
Total		2,35,249	5,72,494	8,07,743	55,284

APPENDIX NO. 11

Statement of Accounts of K. E. M. Hospital, Poor Box Charity Fund, for the year 1960-61.

Receipts.	Amount.	Disbursements.	Amount.
	Rs. nP.		Rs. nP.
To balance in hand as on 31st March 1960 ...	1,126.51	By supply of costly medicines, injections, etc. to poor patients ...	43,994.97
To balance with the Central Bank of India Ltd., as on 31st March 1960 ...	46,302.78	By blood transfusion charges and cost of plasma ...	43,825.00
To balance with C. A., Bombay Municipal Corporation as on 31st March 1960 ...	146.75	By Travelling expenses to patients ...	951.78
To Collection from Ward boxes ...	7,616.23	By spectacles to patients ...	1,296.75
To collection from Out-patient Department boxes... ..	3,207.42	By appliances such as crutches, artificial limbs, hernia belts, etc. ...	10,088.87
To Donations ...	41,584.82	By Miscellaneous expenses ...	10,095.50
To Miscellaneous receipts ...	1,420.28	By Printing and Stationery ...	851.07
To sale of Pharmacopoea ...	1,756.98	By establishment charges ...	310.72
To contributions from patients towards cost of costly Medicines, injections artificial limbs, etc. ...	36,388.34	By Gift Shop-Purchase of articles ...	19,894.14
To Gift Shop-Sale proceeds ...	25,300.99	By payment out of deposit Account ...	26,638.62
To payment of spectacles Supplied ...	87.00	By investment in 3% Con. Loan (1946) of the F. V. of Rs. 20,000 ...	15,000.00
Interest :		By investment by C. A. in 3½%, 4% B. M. Diben- tures and 4% Govt. Loan (1980) of the F. V. of Rs. 11,300 ...	11,358.66
<i>Poor Box Account :</i>		By cash in hand as on 31st March 1961. ...	1,377.78
Interest on current Account Rs. 127.65			
Interest on securities 1959-60 Rs. 3,137.69			
Interest on securities 1960-61 Rs. 2,813.56			
<i>Connolescent Home Fund Account :</i>			
Interest on securities for 60-61. Rs. 11,180.45			
To adjustment by C. A. 100.00	17,359.35		
To contributions by patients and their relatives to- wards blood transfusions and supply of Plasma... ..	17,615.50	By cash in hand with the Central Bank of India Ltd., as on 31st March 1961 ...	44,776.84
To collections on account of Medical Certificates. ...	5,868.00	By cash with C. A. Bombay Municipal Corporation as on 31st March 1961. ...	68.54
To receipts on account of deposits, such as patients money, moiety, etc ...	24,748.29		
Total ...	2,30,529.24	Total ...	2,30,529.24

APPENDIX NO. 12

Balance Sheet of the Poor Box Charity Funds as on 31st March 1961.

Liabilities.	Amount.		Assets.	Amount.	
	Rs.	nP.		Rs.	nP.
31st March 1960.			31 March 1961.		
Fund Account balance as on 31st March 1960 ...	5,01,217.16		Cash in hand ...	1,377.78	
Less— Redemption of Securities ...	15,874.25		Balance with the Central Bank of India Ltd. ...	44,776.84	
	4,85,342.91		Balance with C.A., Bombay Municipal Corporation...	68.54	46,223.16
Add—			Investments (at cost)—		
Total amount of interest on investments as per C. A.'s adjustments ...	11,280.45		(1) 4% Loan (1980) of the Face Value of ...	Rs. 14,800	14,785.20
Investment by C. A. in 4% loan 1980 ...	14,685.30		(2) 4% B.P.T. Debentures (1968) ...	3,000	3,333.75
	15,466.22		(3) Do. (1969) ...	500	555.62
Add—			(4) Do. (1973) ...	500	555.62
Excess of receipts over expenditure ...	15,466.22	5,26,774.88	(5) Do. (1962) ...	500	465.00
			(6) Do. (1965) ...	1,000	930.00
D eposit Account—			(7) Do. (1972) ...	10,000	9,300.00
Patients Money ...	598.54		(8) Do. (1973) ...	1,000	930.00
Moiety Amount of Resident Medical Officers ...	1,170.50	1,769.04	(9) Do. (1974) ...	500	510.00
			(10) 4% B. M. Debentures (Original) B.I.T.	500	510.00
			(11) 4% B.I.T. Debentures (1962) of the Face Value of	2,000	2,040.00
			(12) Do. (1967) ...	6,500	6,862.50
			(13) Do. (1965) ...	1,500	1,530.00
			(14) 4% B. M. Debentures (1968) ...	500	510.00
			(15) 3% Conversion loan (1946) ...	20,000	15,000.00
			(16) 3% B. M. Debentures of the Face Value of	76,100	76,098.69
			(17) 3½% B. M. Debentures of the Face Value of	2,200	2,200.00
			(18) 3½% B. M. Debentures (1950) of the Face Value of	10,500	10,425.00
			(19) 3½% Treasury Savings Certificates.	15,000	15,000.00
			(20) 3½% Bombay Municipal Loan (1965)	43,000	39,506.25
			(21) 3½% Bombay Municipal Loan (1977)	41,000	35,491.25
			(22) 3½% Bombay Municipal Debentures (1979) ...	10,500	9,148.12
			(23) 3½% Bombay Municipal Debentures Face Value of	700	700.00
			(24) 3½% Bombay Municipal Debentures Face Value of	9,300	9,300.00
			(25) 3½% Do. ...	11,700	11,700.00
			(26) 4% Bombay Municipal Corporation Debentures (1963) of the Face Value of	40,000	39,850.00
			(27) 4% Do. (1964) do. ...	39,600	39,562.50
			(28) 4% Do. (1967) do. ...	10,000	9,950.00
			(29) 4% Do. (1970) do. ...	19,500	19,536.56
			(30) 4% do. (1968) do. ...	20,000	19,900.00
			(31) 3% Conversion Loan (1946) of the Face Value of	6,200	6,216.94
			(32) 4% Bombay Municipal Debentures Face Value of	1,200	1,196.50
			(33) 4½% do. (1969) do. ...	45,000	44,437.50
			(34) 4½% do. (1970) do. ...	30,000	29,775.00
			(35) 4½% Bombay Municipal Debentures of the Face Value of	2,400	2,400
				4,96,700	4,80,212.00
			Advance interest paid for the purchase of Securities to be adjusted ...		58.76
			Sundry advances.		2,050.00
Total ...	5,28,543.92		Total ...	5,28,543.92	

APPENDIX NO. 23.

STATISTICAL INFORMATION.

Average age of students :—	Year. 1960-61	Year. 1959-60
(i) at the time of admission	... 19.03	19.23
(ii) at the time of Matriculation	... 16.96	19.54
Marital state at the time of admission—		
Married	2
Betrothed
Single	... 84	85
Occupations of parents or guardians—		
Service	... 22	22
Business	... 32	24
Medical Profession	... 16	15
Legal Profession	... 4	4
Pension	... 8	4
Miscellaneous Occupations	... 2	18

APPENDIX NO. 24.

PARTICULARS REGARDING STUDENTS.

Number of students in the different classes :—

Class.	Male students.	Female students.	Total.
1st M.B.B.S., 1st Year	... 46	38	84
1st M.B.B.S., 2nd Year	... 21	17	38
2nd M.B.B.S., 3rd Year	} ... 78	70	148
2nd M.B.B.S., 4th Year			
3rd M.B.B.S., 5th Year	... 95	36	131
Interne	... 64	27	91
Total number of students	... 304	188	492
Post-graduate students including research students	... 184	63	247
Total	... 488	251	739

Candidates of the condensed M. B. B. S., course which are included in the above figures.

Class	Male Students	Female Students	Total
1st M.B.B.S.
2nd M.B.B.S.
3rd M.B.B.S.	... 2	...	2
Total	... 2	...	2

APPENDIX NO. 24.

Results of various Examinations.

Undergraduate examinations.

		Candidates sent up.	No. of candidates who passed the whole examination.
1st M.B.B.S.	... April 1960	16	12
	... October 1960	88	58
2nd M.B.B.S.	... April 1960	66	48
	... October 1960	39	33
3rd M.B.B.S.	... April 1960	70	45
	... October 1960	71	46
M.D. (Medicine)	... April 1960	17	...
	... October 1960	17	11
M.D. (Pathology)	... April 1960	6	1
	... October 1960	7	3
M.D. (Obstetrics)	... April 1960	8	5
	... October 1960	15	5
M.D. (Pharmacology)	... April 1960	1	1
	... October 1960
M.D. (Paediatrics)	... April 1960	2	1
	... October 1960	4	1
M.S. (General)—Surgery	... April 1960	22	4
	... October 1960	28	5
M.S. (E. N. T.)	... April 1960
	... October 1960
M.S. (Ophthalmology)	... April 1960	2	1
	... October 1960	1	1
M.S. (Orthopaedics)	... April 1960	1	1
	... October 1960	5	1
D. A.	... April 1960	6	4
	... October 1960	5	5
D.L.O.
D.M.R.E.	... October 1960	1	0
D.O.	... April 1960
D.P.H.	... October 1960
D.V.D.	... April 1960
	... October 1960
B.Sc. (Med.)	... April 1960
	... October 1960
M.Sc. (Medical)	... April 1960
	... October 1960
M.Sc. (Biochemistry)	... April 1960	15	7
	... October 1960	4	4
Ph.D. (Biochemistry)	... April 1960	1	1
	... October 1960	1	1
D.A. (C.P. & S.)	... April 1960
	... October 1960
D.G.O.	... April 1960	6	6
	... October 1960	5	5
D.O.M.S.	... April 1960	2	1
	... October 1960	3	3
D.C.H.	... April 1960	3	3
	... October 1960	7	3
D.P.B.	... April 1960
	... October 1960
D. Orth.	... April 1960
	... October 1960	1	1
D.D.V.	... April 1960
	... October 1960
D.O.R.L.	... April 1960	3	1
	... October 1960
F.C.P.S.	... April 1960	2	2
	... October 1960	3	1
Ph.D. (Microbiology)	... April 1960	1	1
	... October 1960

Seth G. S. M. College

APPENDIX No. 25.

ANNUAL COST AND REVENUE.

	1959-60.	1960-61.
	Rs.	Rs.
Total expenditure including expenditure on hostels	7,53,536.11	9,62,792
Deanress Allowance (included in the above figures)	1,23,931.65	1,80,774
Revenue from Tuition fees, Hostel rent and Miscellaneous receipts ...	1,37,555	1,61,109.74
Revenue from post graduate fees	14,925	20,575
Gross cost per student	1,528.47	2,400.97
Net cost per student	1,249.45	1,999.20
Income from Hostels	20,466.50	20,160.50
Expenditure on hostels	47,005.03	42,690.00

Bai Yamunabai L. Nair Charitable Hospital & Topiwala National Medical College.

ADMINISTRATIVE REPORT FOR THE YEAR 1960-61.

Dr. L. Monteiro, M.D., and Dr. V. B. X. Almeida, M.B.B.S., held the posts of Dean and Assistant Dean respectively of these institutions during the year under report.

Professorial Staff

Professor F. A. E. Crew, M.D., F.R.S., Emeritus Professor of Preventive and Social Medicine, Edin. University, completed his second assignment as W. H. O. Visiting Professor on 27th April 1960.

Dr. V. N. Panse, M.D., M.P.H., continued as Professor of Preventive and Social Medicine.

Foreign Experience and Awards.

Dr. P.M. Chaphekar, Assistant Professor of Pathology and Bacteriology, continued to be on study leave

Dr. N. J. Kothari, Honorary Psychiatrist and Dr. B. J. Damany, Honorary Assistant Surgeon, continued to be on study tour abroad.

Dr. P. A. Dikshit, Refractionist and Dr. S. M. Mahalaxmiwala, Honorary Assistant Surgeon joined on 1st August 1960 and 13th February 1961 respectively, after study tour abroad.

Dr. V. V. Shah, Honorary Physician and Physician in charge of the Department of Cardiology, who was awarded a T. C. M. Fellowship in Cardiology, proceeded on study tour from 26th September 1960 and joined duty on 22nd February 1961.

Dr. I. K. Ramchandani, Assistant Professor of Physiology and Dr. M. S. Kekre, Assistant Professor of Pharmacology are abroad on study leave from 6th September 1960 on T. C. M. Fellowships.

Dr. P. M. Dalal, Tutor, in Medicine (full-time) is abroad on study leave from 8th August 1960 on a Rockefeller Foundation Fellowship.

Consultants.

The tenure of Dr. S. Patrao, Honorary Emeritus Lecturer in Surgery, expired on 25th March 1961.

Advisory Medical Board and Committee.

During the year, the Advisory Committee of the College and Hospital held 1 meeting.

The Advisory Medical Board held 5 meetings.

Visitors.

The following is the lists according to dates of some of the prominent persons who visited the institutions during 1960-61.

Name of the visitor	Date of visit
(1) Dr. John Gordon, Harvard University, Boston, Mass.	... 14-4-1960
(2) Professor Fritz Fellmer, University of Preiburg, Germany and Head of the Department of Ophthalmology.	... 21-4-1960
(3) Dr. R. N. Kulkarni, Chairman, Standing Committee, Bombay Municipal Corporation...	... 8-6-1960
(4) Shri V. N. Desai, Mayor, Bombay Municipal Corporation	... 10-6-1960
(5) Shri Homi J. H. Taleyarkhan, Minister for Health Small Savings and Tourism, Government of Maharashtra	... 2-7-1960
(6) Dr. B. Rose, McGill University, U. S. A.	... 2-7-1960
(7) Dr. Geoffrey Scott, Lecturer in Preventive Medicine, University of Sydney	... 26-7-1960
(8) Dr. John K. Duffy, Associate Professor, Brocklyn College, New York	... 26-7-1960
(9) Shri Shantilal H. Shah, Minister for Law and Labour, Government of Maharashtra	... 15-8-1960
(10) Mr. Pietro de Nicola, Pavia, Italy	... 24-8-1960
(11) Dr. G. M. Wilson, Department of Pharmacology and Therapeutics, University of Sheffield, U. K.	... 2-9-1960
(12) Dr. Elizabeth R. Orbell, W. H. O. Consultant for New Zealand	... 19-9-60
(13) Shri Y. B. Chavan, Chief Minister, Maharashtra State	... 4-10-1960
(14) Mrs. Elizabeth Stirup, Director of School of Occupational Therapy, Copenhagen	... 6-10-1960
(15) Mrs. B. Indiram, Mayor of Banglore	... 20-10-1960
(18) Dr. S. Radhakrishnan, Vice President of India	... 24-10-1960
(17) Dr. Alton Ochsner, New Orleans-La, U. S. A.	... 15-11-1960
(18) Dr. John Pemberton, W. H. O. Consultant, Queens University, Belfast, U. K.	... 29-11-1960
(19) Dr. Sutarnan, Regional Advisor in Medical Education, W. H. O. Regional Office, New Delhi	... 13-12-1960
(20) Dr. Donald V. Wilson, Secretary General, International Society for Rehabilitation of the Disabled, New York	... 13-12-1960
(21) Smt. Martha M. Elliot, W. H. O. Nurse	... 16-12-1960
(22) Smt. P. Robinson, SEARO, W. H. O. Nurse	... 16-12-1960
(23) Dr. H. G. Hiller, Director of Radiology, Royal Children's Hospital, Melbourne No. 3, Australia	January 1961
(24) Dr. H. N. B. Wettenhall, Dean of Clinical School, Royal Children's Hospital, Melbourne No. 3, Australia	... ,, 1961
(25) Dr. Ian C. W. Nuir, Department of Medicine, Queen's College, University of St. Andrews, Scotland	... 19-1-1961
(26) Dr. Mariano M. Alimurung, Chief of Clinics and Chief of Cardiology, Faculty of Medicine, University of Santa Terrese Maml, Phillipines	... 19-1-1961
(27) Dr. Michael E. Bakey, U. S. A.	... 22-2-1961
(28) Dr. W. B. Macomber, Chief of Plastic Surgery, Albany, New York	February 1961
(29) Dr. Fejfar, W. H. O.	... ,, 1961
(30) Smt. J. L. H. Holsinga, W. H. O. Nursing Officer, Washington, D. C., U. S. A.	... 29-3-1961

Extension.

Dr. Bhajekar Hospital, Khetwadi, continued to be under the supervision of the Dean of the Nair Hospital.

Distribution of Beds

The total number of beds in the B. Y. L. Nair Hospital was 336. Throughout the year on an average 87 patients were admitted over the scheduled number of beds. The maximum number of inpatients on a single day was 508.

Appendix No. 1 shows the distribution of beds departmentwise.

Number of Patients Treated during the Year.

7. The statistical tables attached to this report show in detail the attendance of patients department-wise at Outpatient Departments, etc., as well as the number and nature of operations performed during the year.

8. The total number of patients admitted during the year was 20,184 as against 19,164 and 17,474 in 1959 and 1958 respectively. The number of out-patients treated during the year under report was 337,129 as against 3,42,501 in 1959.

9. Out of a total number of 20,573 inpatients (20,184 admitted during the year under report and 389 previous year's balance) 7092 were cured, 8,163 were relieved, 3,603 either left the hospital against medical advice or were otherwise discharged, and 1311 died leaving a balance of 404 patients at the end of the year.

10. Out of 1311 deaths, 332 died within the first 24 hours of admission, 396 died after twenty-four hours but within three days of admission and the remaining 583 died after three days of admission.

11. The highest number of out-patients' attendance on any one day during the year was 1624 as against 1707 in the previous year. The highest number of new cases in the Out-patient department on a single day was 675, the highest number in a single day of old cases treated was 1022 and that of inpatient admitted was 94. The highest number of Casualty (Medico-legal) cases treated on a single day was 118 whereas the highest number of patients admitted through the Casualty Department on a single day was 15.

12. The total expenditure incurred on the maintenance of the Hospital including liabilities at the end of the year amounted to Rs. 20,60,885 as against Rs. 17,20,801.00 of the last year. This expenditure included the cost of maintenance and treatment of inpatients, the cost of out-patients' department, the Resident Medical, Nursing and Labour Staff, as well as the staff for the administration and maintenance of the repairs to building etc.

13. Appendix No. 3 shows the relative cost per inpatient and out-patient per day, during the year 1960-61 and previous two years.

14. The details of the cost per inpatient for 1960-61 and the previous two years are shown in Appendix No. 4.

15. Appendix No. 5 gives the average cost of every out-patient treated in the Hospital during the year in comparison with that of the previous two years.

The annual cost incurred on patients (inpatients as well as out-patients) under drugs, etc., is exclusive of the cost of expensive drugs, blood transfusions, etc. met out of the Nair Hospital Poor Patient's Fund, which amounted to Rs. 34,769.51 during the year under report.

Certificates.

16. 10842 certificates were issued during the year under report as shown below :—

(1) Certificates under Workmen's Compensation Act

Form 'A'	...	36
Form 'B'	...	170
(2) Medical Opinion Certificates;	...	1440
(3) Certificates of Police Cases (to Police)	...	694
(4) Certificates of Police Cases (to private parties)	...	148
(5) Medical Attendant's Certificate and Certificate of Hospital Treatment (Life Insurance Corporation of India).	...	48
(6) Ordinary certificates	...	8093
(7) Certificates to Municipal employees injured on duty	...	150
(8) Essentiality certificates	...	63

17. 180 cases of poisoning were treated in the hospital during the year under report.

Nursing Staff.

The arrangement of sending two nurses for training in infectious diseases continued during the year.

During the year 17 and 22 nurses passed the Junior and Senior Examinations respectively held by the Bombay Nurses, Midwives and Health Visitors' Council. 22 Nurses passed in the Midwifery examination conducted by the Council.

The cost of Nursing Establishment worked out to Rs. 173.58 per mensem as against Rs. 169.04 per mensem during the previous year. This included not only the salary, uniform dhobi allowances and honorarium paid to the medical staff for giving lectures in the nursing school, but also their mess charges, cost of electric energy consumed, repairs to the Nurses' Quarters and the household linen and crockery.

Social functions were arranged by the Nursing Staff.

The students of the S. N. D. T. Women's University continued to receive practical training innursing at the hospital during the year.

Poor Patients Fund.

Donations to the extent of Rs. 4,706.45 were received during the year, in addition to Rs. 15,909.34 collected from the boxes kept in the wards and out-door departments of the hospital. Names of the donors who have donated Rs. 100 and above during the year are given in appendix 7.

Donatikon of Dietary Articles.

During the year under report, the hospital received non-fat milk powder, cheese, wheat and rice through World Church Council, CARE, CORAGS, and National Catholic Welfare Council.

Blood Bank.

During the year under report 1,912 blood transfusions were administered and an amount of Rs. 27,705.00 was paid to professional blood donors.

Department of Preventive and Social Medicine.

The out-patient Department of the Department of Preventive and Social Medicine worked during 4 days in the week and assistance was rendered to the needy patients.

Department of Cardiology (Medical and Surgical)

The work carried out in the department is given in Appendix 11 and the number of patients attending this department is gradually increasing. Regular discussions, where clinical findings are integrated with various types of modern investigations are conducted on Heart Diseases.

Department of Physical Medicine.

The Department is located in 2 small rooms where it was originally started. In spite of this handicap, this department has been rendering medical assistance to a large number of patients by various sections.

Rheumatic and Collagen Diseases Department.

This department which was newly started in January 1960 has conducted Outpatient Department on one day in a week and the number of patients is gradually increasing.

Research Work.

Out of the donations offered by various Pharmaceutical firms, research work was undertaken and certain problems were in progress at the close of the year (Appendix 14).

The Patients' Welfare Committee.

The Patients' Welfare Committee consisting of staff and students and a few outsiders worked actively during the year under report. Books were continued to be issued from the Patients' Library.

Clinical Meetings.

The Staff Society of the B. Y. L. Nair Charitable Hospital and Topiwala National Medical College held 4 quarterly meetings during the year when papers with experimental studies were read. The Society also held 6 social functions.

Ambulances.

The Hospital maintains two ambulances. The service is free to poor patients. 329 patients availed of the free services during the year.

Pharmacy Department (combined with Dispensary).

The Pharmacy Department was shifted to the ground floor of the T. N. Medical College Building during the year and the Dispensary was amalgamated with it. This department was completely renovated and rearranged. Activities of this department were as under :—

- (1) Dispensing.
- (2) Central Sterile Supply
- (3) Parenteral preparations.
- (4) Education.
- (5) Manufacture of injectibles and other pharmaceutical preparations.
- (6) Hospital sterilization, supply of distilled.
Water etc., are attended to this Department.

11,163 indoor patients were dispensed with special prescriptions during the year working out an average of Rs. 30.58 daily. 2,41,201 outdoor patient were dispensed with giving an average of 780.59 patients daily.

Family Planning Clinic.

The Family Planning Clinic attached to this Hospital for which grant-in-aid is received from the Central Government carried out its usual activities during the year.

Patients' Guide.

The post of Patients' Guide which was created during the last year was continued.

Topiwala National Medical College

Affiliation.—The College has been permanently affiliated to the University of Bombay for teaching the cours of studies leading upto M.B.B.S., and B.Sc., (Medical) degree examinations.

Admission.—The number of undergraduate students on the college roll at the close of the year was 315 out of which 124 were Lady Students. The number of post-graduate students was 83 including 19 lady students.

The arrangement of sending students to the Lokmanya Tilak Municipal General Hospital for clinical training continued during the year.

Results of the examinations.—Results of the various examinations were as under :—

Examination	Candidates Passed
M.B.B.S. (April 60)	... 27
M.B.B.S. (October 1960)	... 30
M. D. (April 1960)	... 3
M.D., (October 1960)	... 6
M.S. (April 1962)	... 2
M.S. (October 1960)	... 3
D.A. (April 1960)	... 3
D. A. (October 1960)	... 5
D.V.D. (October 1960)	... Nil.

Annual Cost and Revenue.—The total expenditure of the college amounted to Rs. 5,60,363 during the year under report as against Rs. 5,51,440 during the previous year. The net revenue of college by way of tuition fees, miscellaneous receipts etc. amounted to Rs. 1,47,091 as against Rs. 1,36,151.00 during the preceding year.

New College Building.

The new college Building constructed at a total cost of about Rs. 37 lacs, was declared open by Dr. S. Radhakrishnan, Vice President of India on 24th October 1960. The statue of late Dr. A. L. Nair which was presented on behalf of Dr. A. L. Nair Statue Committee was also unveiled by the Vice President on the same occasion.

Hostel

The Hostel attached to the College provides accommodation for about 200 male students. The total expenditure incurred on the Hostel was Rs. 40,916 while the income was Rs. 29,666.

Lady Students Hostel

Arrangements to accommodate the lady students in the Grant Medical College Hostel continued during the year.

Small Savings Scheme

The scheme was continued during the year and a sum of Rs. 3,700 was collected during the period from April 1960 to March 1961.

Lectures and Seminars

Departmental meetings, clinico-pathological conferences, corelation clinics and clinical meetings were arranged during the year.

Preceptorship Scheme.—The scheme of preceptorship which was introduced in 1958 continued during the year and periodical meetings of the preceptors were held to consider the assessment of the progress made and to chalk out further programme.

Library

The total number of books added to the library was 899 as against 615 of the preceding year. Out of the these 376 were presented to the library.

The college subscribed for 145 periodicals during the year against 144 during the preceding year. 45 periodicals were donated to the library.

The number of books and periodicals issued on the premises to the under-graduates and post-graduates students and the teaching staff of the Hospital and College was 39,326 as against 18,010 in the previous year. 1,846 books and periodicals were issued on loan outside the library, to the Honorary and Professional staff and the Resident Medical Officers. 20 periodicals were borrowed on inter-library loan from the various medical and research institutions in the neighbourhood and the Bombay University Library to meet requirements of the readers. 10 Books were written off as they were decayed last by the staff, etc.

The College Library had at the end of the year 7,377 books against 6,488 books in the last year and 1,981 bound volumes of periodicals as against 1,859 during the last year.

Museums.

741 specimens were mounted and 150 old specimens were remounted in the Pathology Department.

Photography and Art Section.

1394 photographs and microphotographs and 2,850, lantern slides were prepared for different departments of the College and hospital. In addition to this labels posters, diagrams etc., were also prepared.

Department of Preventive and Social Medicine.

Field Activities.

The comprehensive medical care was continued to be rendered during the year :—

No. of families on active enrolment	...	139
No. of individuals making the first visit	...	129
No. of repeat visits for treatment follow-up etc.	...	; 11,167

Co-ordination with Clinical Department.

A survey of the status of social conditions, family circumstances and the stage of illness was undertaken covering those who were discharged from the hospital with a diagnosis of chronic illness. Based on the clues gained in the survey a pilot project of home medical care of the chronically ill was executed.

1. A cardio-vascular Reserach (Preventive) Centre started functioning in July 1960. This is a joint project undertaken by the Department of Cardiology and Department of Preventive and Social Medicine.

The problem under study during the period of Report is Coronary Atherosclerosis and hypertension. The contribution of this department has been the collection of historical data of the cases and undertake the psycho-social level of analysis.

2. Co-ordinate Out-patient Clinic :

This is an integrated teaching programme for the undergraduates, weaved around clinical conditions, with multiple ramifications. The Assistant Professor and the Medico-Social Worker are the members of this teaching group and contribute their specialised skills to the specific problems that are covered in the Co-ordinated out-patient Clinic.

One of the Medico-Social Workers proceeded on leave abroad. An additional post of Medico-Social Worker was created.

Naval Medical Unit.

The Naval Medical Unit of the National Cadet Corps continued their activities in the Hostel building of the Topiwala National Medical College.

Co-operative Society.

The National Consumers' Co-operative Society Ltd. of the Staff and students of the College continued to show progress during the year.

Gymkhana and other Activities.

National Days were celebrated and the Annual College Day was celebrated jointly with the past students in January 1961 when Dr. V. R. Khanolkar, Vice-chancellor of the University was the Chief Guest. The Past Students Society co-operated with the present students in holding the functions.

Associate Appointments.

Associate appointments which were sanctioned as experimental measure continued during the year under report.

Research Works and Publications.

The list of Research Works and publications during the year are shown in the Appendices No.14 and 15.

List of Appendices.

Appendix No. 1—Distribution of beds according to classification of departments.

Appendix No. 2—Particulars of indoor and outdoor patients treated during the year 1958 and 1959, number of operations, etc.

Appendix No. 3—Statement showing the relative cost per inpatient and out-patient- per day during the year 1959-60 and previous two years.

Appendix No. 4—Statement showing the details of cost per in-patient for the year 1958-59 and previous two years.

- Appendix No. 5—Statement showing the average cost of every out-patient completely treated during the year in comparison with that of the previous two years.
- Appendix No. 6—Table showing the number of accident cases treated during the year under report in comparison with that of the previous years.
- Appendix No. 7—Statement showing the number of donors to the Poor Box Charity Fund of the Hospital for the year 1960-61.
- Appendix No. 8—Senior Staff of the T. N. M. College and B. Y. L. Nair Charitable Hospital for 1960-61.
- Appendix No. 9—Summary of in-patients classified according to departments and sex for the period from 1st January 1960 to 31st December 1960.
- Appendix No. 10—Summary of out-patients classified according to departments and sex for the year 1960.
- Appendix No. 11—Statement showing the number of Electro-cardiograms classified according to the clinical conditions for which less were taken in the Nair Hospital and number of Cardiac Catheterization during the year 1958.
- Appendix No. 12—Statement showing Income and Expenditure (Poor Patients Fund).
- Appendix No. 13—Poor Patients' Fund Statement of Accounts (Balance sheet).
- Appendix No. 14—Statement of Research Enquiries.
- Appendix No. 15—List of publications by the staff.
- Appendix No. 16—Statement showing particulars regarding students.
- Appendix No. 17—List of items manufactured in the Department of Pharmacy.

APPENDIX No. 1.

The number of beds in the hospital was 336. They were fully occupied during the year under reports. They were distributed as under:—

Department.	Male.	Female.	Children.	Total.
Medical	60	24	..	84
Surgical	62	18	..	80
Ophthalmic	10	6	2	18
Gynaec	...	20	...	20
Skin and V. D.	12	2	2	16
Aural	9	5	2	16
Orthopaedic	11	7	2	20
Obstetric	...	40	...	40
Paediatric	25	25
Tuberculosis	7	7
Dental	2	2	...	4
Others	4	2	...	6
Total	177	126	33	336

APPENDIX No. 2.

Particulars of in-door and out-door patients treated during the year 1959 and 1960, Number of operations, etc.

Particulars.	FIGURES FOR	
	1960	1959
'A' In-patients.		
(1) Scheduled strength of beds	336	336
(2) Daily average number of in patients	422.84	431.07
(3) Total number of new in-patients treated	20,184	19,164
(4) Average number of days each patients was resident	7.64	8.21
'B' Out-patients.		
(1) Total number of new out-patients	1,24,851	1,22,823
(2) Daily average number of new out-patients	402.74	394.93
(3) Total number of out-patient attendance (excluding Casualty cases)	3,10,482	3,18,573
(4) Daily average number of out-patients attendance	1,087.51	1,101.29
(5) Total number of Casualty patients	26,647	23,928
'C' Operations.		
(1) Total number of Operations on in-patients	6,876	6,628
(2) Total number of Operations on Out-patients	6,388	7,260

APPENDIX No. 3.

Relative cost per In-patient and Out-patient per day during 1960-61 and Previous two years.

Particulars.	1960-61.	1959-60	1958-59.
	Rs. nP.	Rs. nP.	Rs. nP.
In-patient	9.51	8.67	7.97
Out-patient	1.04	0.95	0.89

APPENDIX No. 4.

Statement showing the details of cost per In-patient per day for 1960-61 and previous two years.

Year.	Diet.	Drugs	Stores	Heating	Establishment.	Total.
		Dressing, etc.	and Linen.	Lighting and repairs.		
	Rs. nP.	Rs. nP.	Rs. nP.	Rs. nP.	Rs. nP.	Rs. nP.
1960-61	1.24	2.13	0.32	0.18	5.54	9.51
1959-60	1.21	2.20	0.43	0.22	4.61	8.67
1958-59	1.17	1.92	0.41	0.23	4.24	7.97

APPENDIX No. 5.

Statement showing the Average Cost per Out-patient per day for 1960-61 and the previous two years.

Year.	Drugs	Stores	Heating	Establish-	Total.
	Rs.	Rs.	Rs.	Rs.	Rs.
1960-61	0.49	0.05	0.06	0.44	1.04
1959-60	0.43	0.05	0.05	0.47	0.955
1958-59	0.32	0.01	0.05	0.51	0.89

APPENDIX No. 6.

ACCIDENT CASES.

The following table shows the number of accident cases treated during the year under report in comparison with that of the previous year.

Sex.	Treated in casualty Department.		Admitted through Casualty Department.		
	1960-61.	1959-60.	1960-61.	1959-60.	
	Male	16,803	15,284	1,143	1,105
Female	3,506	3,017	355	383	
Children	Male	4,403	3,899	312	282
	Female	1,935	1,728	213	176
Total	26,647	23,928	2,023	1,946	

APPENDIX No. 7.

List of persons who had given donation of Rs. 100 and over to the Nair Hospital Poor Patients' Fund, for the year 1960-61.

Serial No.	Name of the Donors.	Amount.
		Rs. nP.
1	Messrs. Parekh Watch Service	1,000.00
2	Shri V. K. Thakur	1,000.00
3	Seth Mafatlal Charity Trust	600.00
4	Messrs. The Associated Cement Co. Ltd.	500.00
5	Chairman, American Womens' Club	500.00
6	Shri Murlidhar Bhagwandas	101.00
7	Rao Bahadur Dr. M. A. Maniar	101.00
8	Smt. Kesarbai Balu Bolke	101.00
9	Messrs. Llyoyd Triestino	100.00
10	Messrs. The Ebrahim Pradhan Charitable Trustee	100.00
11	Messrs. N. Sirur and Co Pvt. Ltd., (Modern Mill)	100.00

APPENDIX No. 8.

SENIOR STAFF OF THE T. N. M. COLLEGE AND B. Y. L. NAIR CHARITABLE HOSPITAL.
FOR 1960-61.**Dean**

L. Monteiro, M.D.

Assistant Dean

V. B. X. Almeida, M.B.B.S.

Assistant Medical Officers

J. B. Barfiwala, M.B.B.S., D.G.O.

Department of Anatomy

E. J. deSouza, M.S. (*Professor*).
 M. B. Kher, M.B.B.S., M.Sc., (*Medical*)—*Assistant Professor*.
 M. M. Tegghalli, M.B.B.S., B.Sc., (*Medical*)—*Lecturer*.
 S. R. Nair, B.Sc., M.B.B.S., F.C.P.S.—*Honorary Lecturer in Embryology*. (appointment expired on 3-1-61).

Department of Physiology

T. H. Rindani, M.D., F.A.Sc. (*Professor*).
 I. K. Ramchandani, M.D. (*Assistant Professor*) (on study leave from 6-9-60).
 S. N. Narayanrao, M.Sc., *Assistant Professor of Biophysics and Biochemistry*.
 J. V. Bhatt, M.B.B.S., M.D. (*Lecturer*) *Ag. Asstt. Professor* from 3-10-1960.
 K. G. Tanksale, M.Sc. (Hons.) (*Lecturer*) (Appointed from 16th March 1960).

Department of Pharmacology and Materia Medica

W. B. Bhawe, M.B.B.S., Ph.D.—*Professor*.
 M. S. Kekre, M.B.B.S., M.Sc. (*Medical*)—*Assistant Professor*. (on study leave from 6-9-1960).
 M. Ashwini Kumar, M.D., *Ag. Asstt. Professor* from 7-1-1960.
 D. R. Kulkarni, M.B.B.S. (*Lecturer*).

Department of Pathology and Bacteriology

K. Raman, M.D. (*Professor*)
 T. P. Bharadwaj, M.D., Ph.D.—*Assistant Professor* (not attending duties from 24-10-1960).
 P. M. Chaphekar, M.D. (*Assistant Professor* (On study leave from 15th November 1959).
 Smt. J. P. Iyengar, M.D., *Ag. Assistant Professor* (Appointed from 16th November 1959 *vice* Dr. Chaphekar proceeded on leave abroad).
 M. A. Nurbhai, M.D., (*Lecturer*)
 D. U. Antani, M.B.B.S. (*Ag. Lecturer*)

Department of Preventive and Social Medicine

F. A. E. Crew, M.D., F.R.S. (*W. H. O. Visiting Professor*) (Relieved from the second assignment from 27th April 1960).
 V. N. Panse, M.D., M.P.H. (*Professor*)
 Smt. S. S. Jha, M.B.B.S., D.P.H. (*Lecturer* upto 15-8-1960) (*Assistant Professor* from 16-8-1960).
 Smt. S. W. Notani, M.B.B.S., (*Lecturer* from 1-12-1960).
 D. V. Parulekar, M.B.B.S., D.C.H., M.P.H. (*Lecturer in Public Health (Part-time)*. upto 28-2-1961).

Department of Medicine

D. D. Bamji, M.D., F.C.P.S. (*Honorary Physician and Lecturer in Medicine*.)
 V. V. Shah, M.D., M.R.C.P., M.R.C.P.E. F.C.C.P. (*Honorary Physician and Lecturer in Medicine*.) on study tour from 26-9-1960 to 21-2-1961.
 S. C. Sheth, M.D. (*Honorary Physician and Lecturer in Medicine*.)
 L. R. Patel, M.D., M.R.C.P., F.C.P.S. (*Honorary Physician and Lecturer in Medicine*.)
 G. J. Kothari, M.D. (*Honorary Assistant Physician and Lecturer in Medicine*.) *Acting Honorary Physician* (from 29-5-60 to 21-2-61)
 N. M. Shah, M.D., M.R.C.P. Do. do.
 F. P. Antia, B.Sc., M.D., M.R.C.P., M.S. Do. do.
 M. M. Desai, M.D., F.C.P.S., F.R.F.P.S., D.T.M. and H. do.
 N. C. Amin, M.D., D.C.H. Do. do.
 P. M. Dalal, M.D. *Tutor (whole-time)*. (Appointed as *Assistant Professor* from 14-5-1960; on study leave from 8-8-60)
 R. Chhabra, M.R.C.P. (*Honorary Assistant Physician and Assistant Lecturer in Medicine*)
 A. DeSouza Lawrence, M.D., M.R.C.P. Do. do.
 A. S. Vengsarkar, M.D., *Tutor*, (Whole time).
 S. A. Karnat, M.D., *Tutor*, (whole time) for Cardiovascular Research (Preventive Centre).

Department of Surgery

- V. K. Desai, M.B.B.S., L.R.C.P., M.R.C.S., F.R.C.S. (*Honorary Surgeon and Lecturer in Surgery.*)
 M. K. Vora, M.S. (*Honorary Surgeon and Lecturer in Surgery.*)
 K. N. Dastur, M.S., F.R.C.S. Do. do.
 V. G. Daftary, M.S. (*Honorary Surgeon and Lecturer in Surgery.*)
- J. S. Shah, M.S. (*Honorary Asstt. Surgeon and Lecturer in Surgery.*)
 K. A. Dalal, M.B.B.S., F.R.C.S. Do. do.
 F. P. Soonawala, M.S., F.R.C.S. Do. do.
 K. C. Mehta, M.S. Do. do.
 S. M. Mahalaxmiwala, M.S. Do. on study tour from 1-8-1960 to 11-2-61.
 B. R. Kalke, M.S., F.C.P.S. Tutor (whole-time). Resigned from 1-2-61.
 B. J. Damany, M.S. (*Honorary Assistant Surgeon and Lecturer in Surgery* (on study tour from 10th June 1959).
 R. L. Shah, M.S., F.R.C.S. Do. do.
 R. J. Jagose, M.B.B.S., F.R.C.S. Do. resigned from 1-10-60.
 K. K. S. Goleria, M.B.B.S., F.R.C.S., D.O.R.L., D.L.O. *Honorary Assistant Surgeon (Lecture in Surgery),*
 vice Dr. Damany on study leave.

Department of Padiatrics

- Shantilal C. Sheth, M.D., M.R.C.P., D.C.H., F.C.P.S., F.C.C.P. (*Honorary Pediatrician and Lecturer in Pediatrics.*)
 N. S. Tibrewala, M.D., D.C.H., D. Ped. (*Honorary Assistant Pediatrician and Lecturer in Pediatrics.*)
 U. R. Warerkar, M.D. (*Honorary Assistant Pediatrician (O.P.D.).*)

Department of Tuberculosis.

- R. M. Patel, M.D., T.D.D., Honorary Physician (Tuberculosis) and Lecturer in Tuberculosis.
 Smt. Sundri Mirchandani, M.B.B.S., D.T.D., Honorary Assistant Physician (Tuberculosis) and Assistant Lecturer in Tuberculosis.

Department of Orthopedics.

- M. V. Sant, M.S., Honorary Orthopedic Surgeon and Lecturer in Orthopedic Surgery.
 R. M. Gaitonde, M.S., F.R.C.S., Honorary Assistant Orthopedic Surgeon and Lecturer in Orthopedic Surgery.

Department of Otorhinolaryngology.

- L. H. Hiranandani, M.B.B.S., D.L.O., F.R.C.S., F.C.P.S., Honorary Otorhinolaryngologist and Lecturer in Otorhinolaryngology;
 O. Chandra, M.S.D.L.O., Honorary Assistant Otorhinolaryngologist and Asstt. Lecturer in Otorhinolaryngology.,

Department of Obstetrics and Gynaecology.

- K. C. Shah, M.B.B.S. M.R.C.O.G., D.C.H., R.C.P., & S., L.M., Honorary Obstetrician & Gynaecologist and Lecturer in Obstetrics & Gynaecology (Resigned from 1-8-60).
 S. N. Garde, M.D., M.R.C.O.G., F.R.C.O.G., Honorary Obstetrician & Gynaecologist and Lecturer in Obstetrics & Gynaecology.
 E. J. Sequera, M.D., F.C.P.S. Honorary Obstetrician and Gynaecologist and Lecturer in Obstetrics and Gynaecology appointed from 13-8-61.
 N. V. Mody, M.D., M.R.C.O.G., F.R.C.S., Honorary Assistant Obstetrician & Gynaecologist and Lecturer in Obstetrics & Gynaecology (Resigned from 11-4-60).
 S. S. Thakur, M.D. D.G.O., Honorary Assistant Obstetrician & Gynaecologist and Asstt. Lecturer in Obstetrics & Gynaecology.
 Smt. Sharad Nanavati, M.D., Honorary Medical Officer, (Ante-Natal Department).
 Smt. R. N. Merchant, M.D., D.G.O., Honorary Assistant Medical Officer (Ante-natal Department).

Department of Ophthalmology.

- A. M. Gokhale, M.B.B.S., D.O., D.O.M.S., Honorary Ophthalmic Surgeon and Lecturer in Ophthalmology.
 R. Abreu, M.B.B.S., D.O., D.O.M.S., Honorary Assistant Ophthalmic Surgeon and Asstt. Lecturer in Ophthalmology.
 P. A. Dikshit, M.B.B.S., D.O.M.S., M.S., Refractionist (returned from study turn on 1-8-1960).
 H. K. Dordi, M.B.B.S., M.S., Ag. Refractionist (Relieved from 10-10-60).

Department of Radiology.

- G. H. Nerurkar, M.B.B.S., D.M.R.E., Honorary Radiologist & Lecturer in Radiology.
 C. T. Desai, M.B.B.S., D.T.M., D.M.R.E., Honorary Assistant Radiologist & Asstt. Lecturer in Radiology.
 S. G. Daftary, D.M.R., D. Honorary Assistant Radiologist & Asstt. Lecturer in Radiology.

Department of Anaesthesiology.

- J. H. Mehta, M.B.B.S., D.A., Honorary Anaesthesiologist and Lecturer in Anaesthesiology.
 D. H. Mulla, M.B.B.S., D.A., Honorary Assistant Anaesthesiologist and Asstt. Lecturer in Anaesthesiology.

Department of Dermatology & Venereology.

T. K. Mehta, M.B.B.S., D.V.D., F.C.P.S., Honorary
Dermatologist & Venereologist & Asstt. Lecturer in Dermatology & Venereology.

V. R. Mehta, M.B.B.S., D.V.D., F.C.P.S., Honorary Assistant Dermatologist and Venereologist and
Lecturer in Dermatology and Venereology. (Appointed from 1-12-1960)

Department of Jurisprudence & Toxicology.

F. Noronha, M.B.B.S., D.P.H., L.R.C.P., M.R.C.P., Honorary Lecturer in Medical Jurisprudence.

Department of Psychiatry.

N. J. Kothari, M.D., D.P.M., Honorary Psychiatrist & Lecturer in Psychiatry
(on study tour from 1-6-1959).

S. M. Lulla, M.D., D.P.M., Ag. Do. *vice* Dr. Kothari.

Department of Dentistry.

M. S. N. Ginwala, D.D.S., M.S., L.D.Sc., F.I.C.D., Honorary Dental Surgeon and Lecturer in Dentistry.
Designation changed as Dental Surgeon and Lecturer in Dentistry, from 6-7-1960.

Department.	Sex.	In the Hospital on Mid-night of 31-12-60.	Admitted during 1960.	Total.	Discharges during 1960.	Deaths.	In the Hospital on Mid-night on 31-12-60.
Cardiology	Male	2	33	35	32	2	1
	Female	1	8	9	7	1	1
	Children—						
	Male	...	3	4	3
	Female
Total		3	44	47	42	3	2
Gastro-Enterology	Male	2	243	245	239	6	...
	Female	3	78	81	81
	Children—						
	Male
	Female
Total		5	321	326	320	6	...
Dental	Male	1	14	15	15	...	4
	Female	...	13	13	10
	Children—						
	Male	...	2	2	1
	Female	...	2	2	2
Total		1	31	32	28	...	4
Grand Total		389	20,184	20,573	18,858	1,311	404

APPENDIX No. 10.

Summary of out-patients classified according to Departments and sex for the year 1960.

Department.	Sex.	O. P. D. New cases.	Casualty cases.	O. P. D. Old cases.	Total Attendance.
Medical	Male	21,978	558	33,340	55,876
	Female	10,264	119	19,996	30,379
	Total	32,242	677	53,336	86,255
Surgical	Male	10,602	13,491	34,878	58,971
	Female	2,636	2,723	9,473	14,832
	Children—				
	Male	1,153	3,762	4,779	9,694
	Female	586	1,551	3,201	5,338
Total		14,977	21,527	52,331	88,835
Ophthalmic	Male	4,473	823	5,264	10,560
	Female	2,219	12	2,726	4,957
	Children—				
	Male	492	15	735	1,242
	Female	475	13	665	1,153
Total		7,659	863	9,390	17,912
Gynaec	Female	4,692	3	11,422	16,117
	Children—				
	Female	6	5	...	11
Total		4,698	8	11,422	16,128
Skin and Venereal Diseases	Male	3,329	977	2,741	7,047
	Female	1,084	399	1,361	2,844
	Children—				
	Male	1,035	252	750	2,037
	Female	788	155	526	1,469
Total		6,236	1,783	5,378	13,397
Aural	Male	4,316	57	4,286	8,659
	Female	2,529	14	3,532	6,075
	Children—				
	Male	1,481	37	1,939	3,457
	Female	1,473	28	1,551	3,052
Total		9,799	136	11,308	21,243

Department.	Sex.	O. P. D. New cases.	Casualty cases	O. P. D. Old cases	Total Attendance
Orthopaedic	...	1,363	895	5,591	7,849
	...	590	208	1,704	2,502
	Children ...	235	218	1,108	1,561
	...	159	104	677	940
	Total ...	2,347	1,425	9,080	12,852
Paediatric	...	7,935	119	15,724	23,778
	...	6,272	79	12,337	18,688
	Total ...	14,207	198	28,061	42,466
Ante-Natal	...	3,720	28	10,644	14,392
	Total ...	3,720	28	10,644	14,392
Post-Natal	...	541	...	4,190	4,731
	Total ...	541	...	4,190	4,731
Tuberculosis	...	397	2	1,790	2,189
	...	102	...	114	216
	Total ..	499	2	1,904	2,405
Psychiatric	...	190	...	460	650
	...	154	...	247	401
	Children ..	23	23
	...	12	12
	Total ..	379	..	707	1,086
Cardiology	...	223	..	346	569
	...	97	...	261	358
	Children ...	13	13
	...	6	6
	Total ..	339	..	607	946
Gastro-Entereology	...	170	...	1,035	1,205
	...	61	...	257	318
	Children ...	2	2

	Total ...	233	...	1,292	1,525
Preventive and Social Medicine	...	21	...	1,138	1,159
	...	42	...	4,011	4,053
	Children ...	38	..	3,482	3,520
	...	28	..	3,536	3,564
	Total ..	129	..	12,167	12,296
Rheumatic and Collagen Diseases	...	115	...	282	397
	...	81	..	179	260
	Children--
	...	1	1
	...	2	2
Total ...	199	...	461	660	
Grand Total ..		98,204	26,647	2,12,278	3,37,129

APPENDIX No. 13

B. Y. L. NAIR CHARITABLE HOSPITAL.

Balance Sheet for the year 1960-61 of the Nair Hospital Poor Patients' Fund.

LIABILITIES.	Rs.		ASSETS.	Rs.	
Fund account balance on 31-3-1959	1,80,223.32		Cash in hand on 31-3-1961	936.64	
			Cash with the Central Bank of India on 31-3-1961.	11,601.60	12,538.24
Excess of receipts over expenditure...	12,512.72	1,92,736.04	Purchase of National Savings Certificates...	36,000.00	
			Purchase of 4% Bombay Municipal Debentures of the face value of Rs. 29,500.00	29,747.80	
			Do. " 10,000.00	9,975.00	
			Do. " 15,000.00	14,925.00	
			Do. " 10,000.00	9,950.00	
			Do. " 40,000.00	39,900.00	
			Purchase of 4½% Bombay Municipal Debenture of face value of Rs. 15,000.00	14,812.50	
			Do. " 10,000.00	9,925.00	1,80,197.80
			Purchase of 4½% Bombay Municipal Debenture of the face value of Rs. 5,000.00	4,962.50	
			Purchase of 4% Maharashtra State Development Loan 1969 of the face value of Rs. 10,000.00	10,000.00	
Total ...		1,92,736.04			1,92,736.04

APPENDIX No. 14.**LIST OF RESEARCH WORKS.****Anatomy Department.**

1. Histological Studies on Human Bronchial Sections at different sites in the bronchial tree.
2. Experiences with P.A.S. staining.
3. The use of Gomori's Aldehyde Fuchsin Elastic tissue stain in normal tissues and in elastic tissue disorders
4. Histological and histochemical studies of the vaginal and uterine epithelium.
5. Plastic Tissue staining in the umbilical cord at different stages.

Physiology Department.

1. Studies in Parathyroid Stimulation.
2. Studies in Inflammation: Enzymatic changes.

Pharmacology and Materia Medica Department.

1. Further study of drugs injected into the ventricular system of the brain.
2. Effect of some ions on the secretion of parathyroid gland in dogs.
3. Plasma protein patterns in 50 normal humans.
4. Plasma protein patterns in 29 established cases of the Cirrhosis of Liver.
5. Blood levels of Histamine in the Normal Humans and in patients of coronary artery Aiseases.

Pathology and Bacteriology Department.

1. Ossifying metaplasia of lung.
2. Mechanism of Heinz Body formation in Red Blood cells of White Rats.
3. Pathology and Immunology of *C. Albicans*.
4. Bacteriological study of sputums
5. Mycological study of sputums.
6. Study of dermatomycosis.
7. Mycological study of routine specimens received in the Laboratory.
8. Interrelationship between B12 and Protein Nutrition in health and diseases.
9. Systemic Mycosis.

Medical Department.

1. Muscle Relaxants in Tetanus.
2. Long acting Sulphonamide Orisul in Infections.
3. Mahayograj Gogul in Rheumatic Arthritis.

Surgical Department.

1. Experimental and clinical work on Heart Lung Machine.
2. Use of Nitrogen Mustard in the treatment of Malignant Disease.
3. Treatment of Duodenal Ulcer by Vagotomy and Gastrojejunostomy.
4. Treatment of Rectal Prolapse by Graham's Operation.
5. A study of Patients having peripheral vascular disease.
6. A study of isolated obstructive lesion of upper jejunum.

Pediatric Department.

1. Diphtheria in Children.
2. Small-pox in children.
3. Congenital Heart Disease.
4. Physical Measurements of the new born.
5. Tetanus in children.
6. Tubercular Meningitis in children.
7. Dehydration in Pediatric Practice.
8. Paralytic type Poliomyelitis in children.
9. Rheumatic Heart Disease.

Ophthalmology Department.

1. Causative factors of Phlyctenular conjunctivitis with Special emphasis on Intestinal Parasites.
2. Fundal findings in new-born children.
3. Familial axial (congenital) contracture—Report of study of three generations.

Dermatology and Venereology Department.

1. Studies in Vitiligo.
2. Special therapy of various Dermatoses.

APPENDIX No. 15.

LIST OF PUBLICATIONS.

Anatomy Department.

1. *DeSouza E. J., Kothare S. N. and Kher M. B.*—Possibilities with the use of Cytochemical localization of Succinic Dehydrogenase in Leucocytes as an Index of Activity. *Journal of the Association of Physicians of India*, Vol. 8, No. 5, Sept. 1960, pp. 493-497.
2. *DeSouza E. J. and Rindani T. H.*—Studies in the Endocrinal Interrelationship using Histochemical method for the evaluation of succinic dehydrogenase activity as an index. *Bulletin of the National Institute of Sciences of India*. No. 17, 1960.
3. *DeSouza E. J. and Kothare S. N.*—Preliminary note on a method for the cytochemical demonstration of succinic dehydrogenase in leptomonad forms of *Leishmania Donovanii*. *Current Science* 1960, 109-110.
4. *DeSouza E. J. and Kothare S. N.*—Some observations on the Heterotopic Ossification in the bronchus. Paper read before the 4th conference of the Thoracic Section Association of Surgeons of India held in Bombay on 18th and 19th August 1960.
5. *Rindani T. H. and DeSouza E. J.*—Alkaline Phosphatase Activity in Relation to the age of Collagen Tissue (sent for publication in March 1961).

Physiology Department.

1. *Rindani T. H. and (Miss) Charegaonkar P. M.*—Effect of Age, Sex and Gonadal Hormone on Brain Tissue Respiration of Albino Rats.
2. *Rindani T. H. and Valanju S. N.*—Influence of Age, Sex and Gonadal Hormone on Skin Metabolism, Part I.
3. *Rindani T. H. and Valanju S. N.*—Influence of Age, Sex and Gonadal Hormone of Skin Metabolism: Part II, Alkaline Phosphatase Activity.
4. *Rindani T. H.*—Fluid and Electrolyte Balance in Congestive Cardiac Failure.

(1) Medical Department.

1. *Patel L. R. and Padaria.*—Usefulness of the Three-Gram Oral Tolbutamide test as a Screening Procedure for Oral Tolbutamide Therapy"—*Current Medical Practice*, Feb. 1961, Volume 5, No. 2, Page 95.

(2) Surgical Department.

1. *Dastur K. N.*—Extra-Corporeal circulation, *Indian Heart Journal*, Vol. 12, No. 1, Jan. 1960.
2. *Dastur K. N.*—Surgery of Rheumatic Valvular Diseases, *Current Medical Practice*, Vol. 4, No. 12, December 1960.

(3) Paediatric Department.

1. *Seth Shantilal C. and Waverkar U. R.*—'Malnutrition', *Indian Year Book of Medical Sciences, Current Tech. Lit. Co. Ltd., Bombay*, 372, 1959-60.
2. *Seth Shantilal C.*—'Tetanus', *Indian Year Book of Medical Science, Current Tech. Lit. Co. Ltd. Bombay*, 391, 1959-60.
3. *Seth Shantilal C.*—'Institution of Pediatric Training', *Indian Journal of Pediatrics*, 27, 151, 275, 1960.
4. *Seth Shantilal C., Northover Basil J., Tibrewala N. S., Waverkar U. R. and Karande V. S.*—Therapy of Cirrhosis of Liver and Liver Damage with Indigenous drugs *Experimental and Clinical Studies*", *Indian Journal of Pediatrics*, 27 : 204, 1960.
5. *Seth Shantilal C., Tibrewala N. S., Waverkar U. R., and Naik P. K.*—"Hydatid Cysts of Liver", *Indian Journal of Child Health* 10, 49, 1961.
6. *Sheth Shantilal C., Tibrewala N. S., Waverkar U. R., Karande V. S.*—"Balsmodendrum Mukul Compound in Respiratory Tract Infections",—*Journal of Indian Medical Profession*, 1960, 5, 2767, 1959.
7. *Seth Shantilal C. and Waverkar U. R.*—'Liver in Malnutrition', *Indian Journal of Child Health* 9, 468-475, 1959.

(4) Dermatology and Venereology Department.

1. *Mehta T. K.*—Recent Advances in Dermatology, *Bombay Hospital Journal* 2 : 143, 1960.

(5) Department of Preventive and Social Medicine.

1. *Rele J. R.*—"Demographic Approach to the problem of Connexion between Lung Cancer and Smoking", *British Journal of Preventive and Social Medicine*, October 1960.

APPENDIX No 16.
Topiwala National Medical College.

Number of students as on 31st March 1961 :—

CLASS			MALE	FEMALE	TOTAL
III M.B.B.S.	... I Term	...	20	6	26
	... II Term	...	20	13	33
	... III Term	...	17	12	29
II M.B.B.S.	... I Term	...	22	19	41
	... II Term	...	9	7	16
	... III Term	...	29	16	45
I M.B.B.S.	... I Term	...	27	34	61
	... Casuals	...	27	14	41
III ₂ M.B.B.S.	... Casuals	...	20	3	23
			191	124	315

APPENDIX No. 17.

List of the sterile preparations prepared by Pharmacy Dept for the year 1960-61.

Nomenclature.		Quantity.
(1)	Injection Dextrose 5 per cent. 500 ml.	... 26,045
(2)	Do. 10 per cent. 500 ml.	... 490
(3)	Do. 13 per cent. 500 ml.	... 21
(4)	Do. 25 per cent. 100 ml.	... 1,870
(5)	Do. 50 per cent. 200 ml.	... 1,300
(6)	Do. 50 per cent. 50 ml.	... 600
(7)	Do. 5 per cent. in saline 500 ml.	... 11,090
(8)	.. Su glucose subsaline 250 250 ml.	... 4,050
(9)	.. Normal saline 500 ml.	... 6,240
(10)	Do. 50 ml.	... 6,240
(11)	Do. 20 ml.	... 26
(12)	Do. Me ia bottles	... 13
(13)	.. E. . D. 50 ml.	... 3,155
(14)	.. E. u. D. 100 ml.	... 2,060
(15)	Do. in No mal aline 500 ml.	... 12
(16)	.. Novocaine 1/2 per cent. 30 ml.	... 190
(17)	Do. 1 per cent. 20 ml.	... 210
(18)	Do. 1 per cent. 60 ml.	... 1,205
(19)	Do. 2 per cent. 20 ml.	... 1,765
(20)	Do. 2 per cent. 60 ml.	... 1,140
(21)	.. ignocaine 2 per cent. 100 ml.	... 1
(22)	Do. 2 per cent. 50 ml.	... 250
(23)	Do. 1 per cent. 50 ml.	... 30
(24)	Do. 4 per cent 25 ml.	... 4
(25)	.. Amethocaine 1/2 per cent. 50 ml.	... 24
(26)	Do. 1 per cent. 100 ml.	... 69
(27)	Do. 2 per cent. 100 ml.	... 70
(28)	.. Distille Water 100 ml.	... 621
(29)	Do. 500 ml.	... 6
(30)	.. Sodium Sulphate 500 ml.	... 20
(31)	.. Penaldehyde 5 ml.	... 100
(32)	Do. 10 ml.	... 100
(33)	.. Sodium Bicarbonate 5 per cent. 250 ml.	... 16
(34)	Injection Magnesium ulphate 50 per cent. 2 ml.	... 104
(35)	.. Pilocarpine 1/2 per cent. 5 ml.	... 7
(36)	.. Sodium Benzoate 5 per cent. 50 ml.	... 2
(37)	.. Sodium Benzoate 10 per cent. 20 ml.	... 5
(38)	.. Sodium Benzoate 5 per cent. 20 ml.	... 10
(39)	.. Sodium Potassium Iofide 2 per cent. 500 ml.	... 1
(40)	.. rotamine ulphate	... 40
(41)	.. Zinger Solution 500 ml.	... 20
(42)	.. 5 per cent. Phenolin oil 5 ml.	... 105
<i>Sterile Solution of—</i>		
(43)	Sodium Chloride 30 per cent. 100 ml.	... 55
(44)	Phenocresol (60 per cent. Phenol) 100 ml.	... 2
(45)	Amino Acetre Acid 1 per cent. 5 ml.	... 4
(46)	Tannic cid 2 per cent. 2 ml.	... 6
(47)	Trichloro Acetic Acid 2 per cent. 20 ml.	... 1
(48)	Sodium Iodide 125 per cent. 100 ml.	... 50
(49)	Sodium Ioxide 60 per cent. 200 ml.	... 1
(50)	Sodium Iodie 75 per cent. 200 ml.	... 1
(51)	Suspension Micropaque 2.5 per cent. 25 ml.	... 1
(52)	Gum masc paint	... 500
(53)	Sterile ceye drops, etc.	... 11 Litres.
(54)	Amethocatre Eye drops	... 0.5 Litres.
(55)	Aserine. Eye drops	... 1.5 Litres.
(56)	Proflavine Eye drops	... 41 Litres.
(57)	Zinc Boric Eye drops	... 32 Litres.
(58)	Argonol Eye drops	... 14 Litres.
(59)	Sodium Sulphatectamide eye drops	... 13 Litres.
(60)	Homatro pine eye drops	... 2.6 Litres.
(61)	Atropine eye drops	... 1.15 Litres.
(62)	Pilocarpine eye drops	... 0.5 Litres.
(63)	eye drops	... 7.2 Litres.
<i>Others—</i>		
(64)	Soft soap	... 9.5 Kg.
(65)	Penicilline cream	... 3.02
(66)	Distilled water for other purposes	... 3,000 Gallons.
	Total No. of transfussion bottles	... 47,042
	Total No. of vials	... 17,418
	Bulk preparation	... 118.7 Litres.
	Ampoules	... 349

THE NAIR HOSPITAL DENTAL COLLEGE, BOMBAY-8.

Dr. H. D. Merchant, D.M.D., F.I.C.D., was the Acting Dean of this College throughout the year.

The College conducts a four year's course in Dentistry, Formerly on the passing of Final Examination, the College Dental Board used to award the Diploma of L.D.Sc. (Bombay). Since June 1954, the College is affiliated to the Bombay University for B.D.S. Degree in Dentistry and the Diploma Course has been abolished.

The admission standard for the student is Inter Science (B-Group) Examination of the Bombay University or an examination equivalent to it. The College Diploma and B.D.S. Degree are recognised by the Government of Bombay the Government of India, the Dental Colleges in U.S.A., the Royal College of Surgeons United Kingdom and other Foreign Universities. This College is recognised as Training Centre in India to train candidates for L. D. S., R.C.S. Eng.) Examination and Fellowship in Dentistry Examination of the Royal College of Surgeons, England and Edinburgh. The licenciates of the College are eligible to appear for the L. D. S. Examination of the Royal College of Surgeons, England and Edinburgh, after putting in only 9 months' practice in any recognised Dental Hospital in England. They are also eligible for permanent commission in the Indian Army, Navy and Air Dental Corps. L.D.Sc. is recognised for Post-graduate qualification of F.D.S., R.C.S., Examination, Diploma of U. K. and graduate qualification M.S. or M.Sc., D.D.S. and Ph.D., of U. S. A.

During the year under report 40 students including 4 ladies have passed the final B.D.S. Examination (including 7 Male candidates for Condensed P.D.S. Examination).

All types of Dental treatment such as Silver, Gold and Cement Fillings, Artificial Sets of Teeth, Regulation of Teeth of Children, Pyorrhoea treatment, Extraction, Surgical Operation, etc., were done by charging fees as laid down by the Corporation. Recently Speech Therapy Department has been started where patients are taught to articulate correctly. Correction of all types of Speech Defects is undertaken. The College has an Academic Council to look after the academic affairs of the College. There is only an Advisory Dental Board which advises the Dean and the Municipal Commissioner in the policy to be followed by the College and in matters of administration referred to them.

The College has in its new building 76 Dental Chairs, 52 Dental Units, 3 Dental X-Ray Machines and other equipment to give Dental Treatment on most modern lines.

The College Students' Annual Social Gathering was held at K. C. College Hall. It was presided over by Shri V. N. Desai, Myor of Bombay. The annual Sports were held at Dr. N. A. Purandare Stadium and prizes were distributed to the winners by Dr. A. N. Shah, Chairman of the Medical Relief and Public Health Committee.

The College is also conducting research in Dentistry under the supervision of Dr. Fali S. Mehta, L.D.Sc. D.M.D., F.I.C.D. Under the Gibbs Research Project, a substantial grant has been given during the year for Research Work.

The College has also organised M.D.S. (Post-Graduate) Courses in Dentistry from June 1959.

Students on the Roll

Class	Males	Females	Total
First B. D. S.	43	13	56
Second B. D. S.	53	9	62
Third B. D. S.	45	6	51
Final B. D. S.	47	6	53
Condensed B. D. S.	2	...	2
M. D. S. 1st Year	17	2	19
M. D. S., 2nd Year	16	...	16
Total	223	36	259

Resume of Work Done in the Clinics.

The total number of patients treated during the year under report was 87,727 (both in the Morning and Evening Clinics) which included 44,715 Males, 23,815 and Females 19,197 Children. Details of work done, operations performed, etc., are given in Appendix 'A'.

During the year under report a total revenue of Rs. 1,17,197 was collected by way of fees from students and patients as against Rs. 1,16,229 during the preceding year. The total expenditure incurred came to Rs. 4,19,695 against Rs. 3,34,214 during the preceding year.

Poor Box Fund

During the year under report 274 sets of upper and lower Artificial Teeth, 203 Partial Sets of Teeth, 68. Repair of Sets of Teeth, 4959 X-Rays were given free to poor deserving patients from the Fund. The total amount in the Fund was Rs. 9487.68 at the close of the year.

Appendix 'A'

Full Denture Sets	437
Partial Sets	355
Repairs of Sets	138
Gold Bridge and Inlays	36
Silver Fillings	5,519
Porcelain Fillings	592
Prophylaxis and Pyorrhoea Treatment	8,519
Extractions under Local Anaesthesia	26,994
Surgical Extraction of root	999
Extractions under General Anaesthesia	3,942
Abscess Treatment	109
Surgical removal of impacted teeth	66
Orthodontia Treatment (Regulation of teeth of Children)	5,596

List of Operations Performed during the Year 1960-61.

Operation	Nos.
(1) Open reduction	6
(2) Cal-Vel-Luc	3
(3) Excision of Cyst	13
(4) Osteotomy ;	3
(5) Ear Repair	2
(6) Skin Grafting	5
(7) Neurectomy	15
(8) Reconstruction of lower lip and cheek (Three Stages)	2
(9) Osteomilites Seguestrectomy	6
(10) Scar Excision	1
(11) Facial Paralysis repaired with fascial slings	5
(12) Pedicle Raised	7
(13) Nose Repair	5
(14) Subluxation of T. M. Joint	3
(15) Repair of Ear Lobule	2
(16) Repair of Parotid Fistula	2
(17) Pedical graft	4
(18) Himmomandiblectomy	2
(19) Lip repair;	3
(20) Hare Lip	2
(21) Parotid Fistula;	1
(22) Removal of impacted 3rd molar with Dentigerous Cyst.	2
(23) Hypertrophy of masseter muscle	1
(24) Excision of joint cell tumor	1
(25) Repair of eye socket	1
(26) Impacted incise with odotome	1
(27) Excision of growth to cheek	1
(28) Removal of Rhinophyma	1
(29) Neurectomies for Trigeminal neuralgia third division	7
(30) Dilateral osteotomy for prognathism of mandible	4
(31) Congenital hypertrophy of the muscular muscles	2
(32) Bilateral cleft lip repair	1
(33) Repair of corner of lip (left side) with fascial sling	1
(34) Repair of Cleft palate	1
(35) Canramoris flaps raised and lower lip reconstructed	1
(36) Exploring of T. M. Joint	1
(37) Admentinoma	1
(38) Cystic Hygroma repair at the upper eye-lid	1
(39) Suturing of the ear lobule	1
(40) Removal of lesion	1
(41) Hammimendiblectomy for Epidermoid	1
(42) Excision of Gland	1
(43) Cystic Hygroma	1
(44) Excision of lymph gland	1
(45) Hot water injection	5
(46) Carcinoma biopsy	1
(47) Vitalin replantation	1
(48) Impacted 2nd Molar	1
(49) Growth in the Maxilla	1
(50) Menisectomy	1
(51) Condylar fracture open reduction	2
(52) Plastic repair oroantral fistula	1
(53) Transference of pedicle graft	1
(54) Excision of Lymph nodes	2
(55) Flap Excision	1
(56) Exploration biopsy	1
(57) Ramula	1
(58) Transference of scalp graft	1
(59) Excision sub-mandibular salivary gland	1

THE NAIR HOSPITAL DENTAL COLLEGE BOMBAY-8

List of Teaching Staff

- (1) Dr. H. D. Merchant, D.M.D. (Bonn.) Ag. Dean, and Director of Post-graduate Departments.
- (2) Dr. F. S. Mehta, L.D.Sc. (Bom.) D.M.D. (Boston). Evening Superintendent and Head of the Research Department.

Prosthetic and Crown and Bridge Department :

- (1) Dr. F. S. Mehta, L.D.Sc., (Bom.), D.M.D. (Boston). Head and Professor of Prosthetic and Crown and Bridge Department (Part-time).
- (2) Dr. N. J. Vasavada, L.D.Sc. (Bom.). Lecturer (Full-time) in Prosthetic.
- (3) Dr. V. D. Vora, B.D.S. (Bom.) Lecturer (Full-time) in Prosthetic resigned from 14th February 1961.
- (3a) Dr. A. Oliver L.D.Sc. (Bom.) Ag. Lecturer (Full-time) in Prosthetic Appointed from 15th February 1961.
- (4) Dr. H. H. Thakore, L.D.Sc. (Bom.) Lecturer (Part-time) in Prosthetic.
- (5) Dr. A. R. Pinto L.D.Sc. (Bom.) Lecturer (Part-time) in Crown and Bridge.
- (6) Dr. B. C. Shroff, L.D.Sc. (Bom.), B.D.S. (Bom.), L.D.S.C.P.S., Lecturer (Part-time).
- (7) Dr. B. Rebeiro, L.D.Sc., (Bom.) Lecturer (Part-time).
- (8) Dr. N. B. Jawle, L.D.Sc., (Bom.) Lecturer in Dental Jurisprudence, Ethics, Economics, etc. (Part-time).
- (9) Dr. C. B. Daruwalla, L.D.Sc. (Bom.) Lecturer in Prosthetic (Part-time).
- (10) Dr. J. M. D'Costa, L.D.Sc. (Bom.) Lecturer (Part-time).
- (11) Dr. A. D'Costa, L.D.Sc. (Bom.) Lecturer (Part-time).
- (12) Dr. B. R. Hegde, L.D.Sc. (Bom.) Lecturer (Part-time).
- (13) Dr. S. A. Tellis, L.D.Sc. (Bom.) Lecturer (Part-time).

Operative Department :

- (1) Dr. V. M. Kher, L.D.Sc. (Bom.), D.D.S. (Chicago), L.D.S., R.C.S. (Eng.), D.M.Sc. (Tokyo, Japan). Head of Operative Department and Professor in Operative and Preventive Principles in Dentistry and Practice Management, Honorary Dental Surgeon in Operative Department. (Part-time).
- (2) Dr. F. E. Antia, L.D.Sc., (Bom.), L.D.S., R.C.S. (Eng. and Edin.) Hon. Lecturer in Children's Dentistry.
- (3) Dr. S. S. Sheth, L.D.Sc., (Bom.), B.D.S. (Bom.) Lecturer in Pre-Clinical Operative (Part-time).
- (4) Dr. P. J. Pathare, L.D.Sc. (Bom.) Lecturer in Dental Anatomy (Part-time).
- (5) Dr. A. C. Dalvi, L.D.Sc. (Bom.), B.D.S. (Bom.) Lecturer (Part-time).
- (6) Dr. P. H. Battiwalla, L.D.Sc. (Bom.) Lecturer (Part-time).
- (7) Dr. L. F. Cardoza, L.D.Sc. (Bom.) Lecturer (Part-time) in Public Health.
- (8) Dr. J. R. Kulkarni, L.D.Sc. (Bom.) D.M.D. (Bonn.) Lecturer (Part-time).
- (9) Dr. E. J. D'Souza, L.D.Sc. (Bom.) B.D.S. (Bom.) Lecturer (Part-time).
- (10) Dr. A. Oliver, L.D.Sc. (Bom.) Temporarily promoted as Lecturer (Full-time) in Prosthetic from 15th February 1961.
- (11) Dr. S. C. Dhage, B.D.S. (Bom.) Lecturer (Part-time).
- (12) Dr. (Mrs.) P. Tellis, B.D.S. (Bom.) Ag. Lecturer (Full-time).

Orthodontia Department :

- (1) Dr. H. D. Merchant, D.M.D. (Bom.) Head of the Orthodontia Department and Professor in Orthodontia.
- (2) A. B. Modi, L.D.Sc. (Bom.) D.M.D. (Bom.) Honorary Lecturer in Orthodontia.
- (3) Dr. (Miss) R. Kamath, L.D.Sc. (Bom.) Lecturer (Part-time).
- (4) Dr. S. M. Munim, L.D.Sc., (Bom.) Lecturer (Full-time).
- (5) Dr. (Mrs.) D. P. Battiwalla, L.D.Sc., (Bom.) Lecturer (Part-time).
- (6) Dr. P. R. Manjrekar, L.D.Sc. (Bom.) Lecturer (Part-time).

Oral Surgery Department :

- (1) Dr. M. S. N. Ginwalla, L.D.Sc. (Bom.), D.D.S. (Mc.Gill), M.Sc. (Toronto) Head and Professor in Oral and Plastic Surgery (Full-time).
- (2) Dr. J. H. Mehta, M.B.B.S., Lecturer in General Anaesthesia (Part-time).
- (3) Dr. C. K. Dave, M.B.B.S., D.A., Honorary Lecturer in Anaesthesia.
- (4) Dr. P. V. Divanji, L.D.Sc., (Bom.) Lecturer in Exodontia and Local Anaesthesia (Part-time).
- (5) Dr. K. A. Karnat, L.D.Sc., (Bom.) B.D.S. (Bom.) Lecturer (Part-time).
- (6) Dr. Kali H. C. Kapadia, L.D.Sc., (Bom.) Lecturer (Part-time) (On Leave upto the end of April 1961).
- (7) Dr. D. R. Shahani, B.D.S. (Bom.), Ag. Lecturer (Part-time).
- (8) Dr. (Miss) B. E. Doctor, L.D.S. (Bom.) B.D.S. (Bom.) Lecturer (Part-time).

Periodontia Department :

- (1) Dr. (Mrs.) T. M. S. Ginwalla, D.D.S., L.D.S., R.C.D.S. (Toronto-Canada) Head and Professor in Periodontia (Full-time).
- (2) Dr. S. B. Sathe, L.D.Sc. (Bom.) B.D.S. (Bom.) Lecturer (Full-time) (On Leave upto end of April 1961). Resumed duties on 22nd December 1960.
- (2a) Dr. A. Oliver, L.D.Sc. (Bom.) Ag. Lecturer (Full-time). Discontinued from 21st December 1960 after office hours.
- (3) Dr. B. C. Gomes, L.D.Sc., (Bom.) B.D.S. (Bom.) Lecturer in Periodontia (Full-time).

Dental Pathology and Oral Diagnosis Department :

- (1) Dr. H. M. Dholakia, L.D.Sc. (Bom.) L.D.S., R.C.S. (Eng.) Head and professor of Dental Pathology and Bacteriology and Oral Diagnosis. (Full-time).
- (2) Dr. (Miss) R. M. Mungre, L.D.Sc. (Bom.) B.D.S. (Bom.) Lecturer (Full-time).
- (3) Dr. J. M. Fonseca, L.D.Sc. (Bom.) Lecturer (Part-time).
- (4) Dr. (Mrs.) P. M. Mantri, L.D.Sc. (Bom.) Lecturer (Part-time).

Speech Therapy Department :

- (1) Shri C. A. Coelho, M.A. (Bom.) Honorary Lecturer in Speech Therapy.

General Medicine Department :

- (1) Dr. V. V. Shah, M.D., M.R.C.P. (Eng. & Edin.) Lecturer in Medicine (Part-time).
- (2) Dr. A. D'Souza Lawrence, M.B.B.S., M.D., M.R.C.P., Honorary Assistant Physician.
- (3) Dr. R. H. Chhabra, M.B.B.S., M.D., M.R.C.P., Honorary Assistant Physician.
- (4) Dr. A. S. Vengsarkar, M.D., Tutor in Medicine (Full-time).

General Surgery Department :

- (1) Dr. V. G. Daftary M.S., Lecturer in General Surgery (Part-time).
- (2) Dr. R. J. Jagose, M.B.B.S., F.R.C.S., Honorary Assistant Surgeon.
- (3) Dr. R. L. Shah, M.B.B.S., M.S., F.R.C.S., Honorary Assistant Surgeon.
- (4) Dr. N. K. Jain, M.B.B.S., Tutor in Surgery (Full-time).

Pharmacology and Materia Medica Department :

- (1) Dr. W. B. Bhawa, M.B.B.S., Ph.D., Lecturer in Pharmacology and Materia Medica (Part-time).
- (2) Dr. K. H. Gharat, M.B.B.S., Demonstrator in Pharmacology and Materia Medica (Part-time).
- (3) Dr. M. S. Kekre, M.B.B.S., Demonstrator in Pharmacology and Materia Medica (Part-time) (On Study Leave).
- (3a) Dr. M. Ashwinikumar M.D. Ag. Demonstrator in Pharmacology and Materia Medica (Part-time).
- (4) Dr. B. J. Patil, M.B.B.S., Demonstrator in Pharmacology and Materia Medica (Part-time).

General Pathology and Bacteriology Department :

- (1) Dr. K. Raman, M.D., Lecturer in Pathology and Bacteriology (Part-time).
- (2) Dr. T. P. Bharadwaj, M.D., Lecturer in Bacteriology (Part-time) on leave.
- (2a) Dr. (Mrs.) J. P. Iyyenger, M.D., Ag. Lecturer in Bacteriology (Part-time).
- (3) Dr. K. K. Ahuja, M.B.B.S., Lecturer in Pathology and Bacteriology (Full-time) Temporarily promoted.
- (3a) Dr. (Mrs.) L. P. Deodhar, M.B.B.S., Ag. Lecturer in Pathology and Bacteriology (Full-time) Temporarily promoted.
- (4) Dr. (Mrs.) L. P. Deodhar, M.B.B.S., Demonstrator in Pathology and Bacteriology (Part-time) Temporarily promoted as Lecturer (Full-time).
- (5) Dr. D. K. Daftary, B.D.S., (Bom.) Demonstrator in Pathology and Bacteriology (Part-time).

Anatomy and Histology Department :

- (1) Dr. E. J. D'Souza, M.S., Lecturer in Anatomy (Part-time).
- (2) Dr. M. B. Kher, M.B.B.S., M.Sc. (Anat.) Lecturer in Histology (Part-time).
- (3) Dr. S. R. Nair, B.Sc., M.B.B.S., F.C.P.S., Honorary Lecturer in Embryology.
- (4) Dr. M. M. Tegghalli, M.B.B.S., Demonstrator in Anatomy and Histology (Part-time).
- (5) Dr. M. L. Joshi, M.B.B.S., Demonstrator in Anatomy and Histology (Part-time).
- (6) Dr. S. A. Mehendale, M.B.B.S., Demonstrator in Anatomy and Histology (Part-time).
- (7) Dr. M. V. Deshpande, M.B.B.S., Demonstrator in Anatomy and Histology (Part-time).
- (8) Dr. K. V. Vahalia, M.B.B.S., Lecturer in Anatomy and Histology (Full-time).

Radiology Department :

- (1) Dr. G. H. Nerurkar, M.B.B.S., D.M.R., D.M.R.E., Lecturer in Radiology (Part-time).
- (2) Dr. L. G. Shirwatkar, B.D.S., (Bom.), Lecturer in Radiology (Full-time), (On leave upto the end of April 1961).
- (3) Dr. S. B. Rege, B.D.S. (Bom.), Lecturer (Part-time).

Physiology and Biochemistry Department :

- (1) Dr. T. H. Rindani, M. D, Lecturer in Physiology (Part-time).
- (2) Shri S. N. Narayan Rao, M.Sc., Lecturer in Biochemistry (Part-time).
- (3) Dr. J. V. Bhatt, M.D., Demonstrator in Physiology (Part-time).
- (4) Dr. I. K. Ramchandani, B.Sc., M.D., Demonstrator in Biochemistry (Part-time) on leave.
- (4a) Dr. M. G. Naik, M.B.B.S., Acting Demonstrator in Biochemistry (Part-time)
- (5) Shri K. G. Tanksale, M.Sc., Demonstrator in Biochemistry (Part-time).
- (6) Shri F. R. Billimoria, M.Sc., Tutor in Biochemistry (Full-time).

The Lokmanya Tilak Municipal General Hospital, Bombay (1960-61.)

The Institution has completed 13 years of its existence, in the year 1960-61. A report about the staff, departments and the work that was done during the year under reference in this Institution is given below :—

1. *Administrative Staff.*—Dr. V. S. Shevade, M.B.B.S., Assistant Medical Officer was continued to look after the work of the Superintendent during the year under report on an additional Special Pay of Rs. 200.00 p.m.

Dr. M. J. Nerurkar, M.B.B.S., Sr. Casualty Officer was continued to look after part of the duties of the Asstt. Medical Officer on an additional special pay of Rs. 100.00 p.m.

The names of Medical Staff with their designations and qualifications are given in Appendix No. 1.

Shri Joseph Reuben, B.A., L.S.G.D., has been acting as Assistant Officer (General) since 7-3-1960

2. *New Department.*—No new department has been opened during the year under report.

3. *Indoor Patients.*—The number of scheduled beds in the hospital is 370.

The distribution of beds according to departments is shown in Appendix No. 2.

In spite of exercising strict restrictions on admissions, the total number of patients admitted for indoor treatment during the year under report was 22,845 as against 22,926, 21,561 and 2,0525 during the preceeding three years respectively. Out of 23,288 (22,845 new admissions plus 443 remained on 1st January 1960) indoor patients treated during the year under report, 4,735, 5,728, 1,247, 205, 118, 5, 2,718, 3 were for medical, surgical, E. N. T., Ophthalmic, Skin, Dental, Paediatric and Psychiatric complaints respectively and 8,086 were treated at the "Annapurnabai Deshmukh Hospital for Women for deliveries and Gynaec complaints and 478 remain on 31st December 1960. The statement giving result of treatment is shown below :—

	Cured.	Relieved.	Otherwise.	Delivered.	Left before delivery.	Died.	Remained on 31-12-1960.
L. T. M. G. Hospital, Surgical and other Departments ...	5,665	5,287	2,318	1,457	373
Annapurnabai Deshmukh Hospital for Women, Gynaec & Maternity ...	1,061	453	178	5,523	846	22	105
Total ...	6,726	5,740	2,496	5,523	846	1,489	478

In addition to the 1,479 deaths among adults mentioned above, there were 514 deaths due to prematurity, still births and other causes among infant mortality. Out of 1,479 deaths, 697 took place within 24 hours of admission, 273 after 24 hours but within 3 days of admission and the remaining 509 died after three days of admission in the hospital.

4. *Out-Patients.*—Total number of patients treated in O. P. D., during the report was 5,89,934 as against 5,24,782, 5,79,543 and 4,84,386 during the preceeding three years.

The highest in-patients and out-patients attendance on a single day was 504 and 2,750 respectively.

The summary of in-patients and out-patients classified according to departments and sex is given in Appendix Nos. 8 and 9.

The summary of in-patients according to the diseases and result of treatment is shown in Appendix No. 10.

The summaries of general, aural, ophthalmic, Dental, Skin, Paediatric, Psychiatric and Obstetric and Gynaec are given in Appendix No. 11 to 14.

The summaries of in-patients treated and operations performed in the "Annapurnabai Deshmukh Hospital for Women" have been shown in Appendix No. 15.

5. *Paying Patients.*—The Scheme was given effect to from 1st September 1951. With effect from 1st September 1960, the charges have been revised to Rs. 12.00 and Rs. 6.00 per patient per day for Special Room and General Paying ward respectively and Rs. 60 and Rs. 30.00 for major and minor operations respectively. The number of patients admitted during the year were as under :—

	1958	1959	1960
(1) General Paying Ward & Special Room ...	1,812	1,740	1,639
(2) No. of operations performed on paying patients—			
(i) Major Operation ...	272	210	237
(ii) Minor Operation ...	357	343	242

6. *Casualty Department.*—28,495 accident and other emergency cases were treated in the Casualty Department.

7. *Minor Surgery Department.*—8,048 minor operations were performed in the Minor Surgery Department.

8. *Pathology Department.* 1,60,240 investigations were carried out in the Department of Pathology and Bacteriology out of which 60,362 were carried out on out-patients and 98,534 were carried out on in-patients and 13,44 were carried out on patients of K. B. Bhabha Hospital, Bandra. 329 Autopsies were performed.

9. *Anaesthesia Department.*—The Department of Anaesthesia is working in close collaboration with the Departments of Surgery, E. N. T., Midwifery and Gynaecology. During the year under report, the total number of patients who received anaesthesia were 11,405. Out of which, 7,008 patients received regional anaesthesia, 1,428 patients received endotracheal anaesthesia, 268 patients received intravenous anaesthesia and 800 patients received the open drop technique anaesthesia and 1,901 patients received Spinal anaesthesia.

10. *Eleco Cardiography Department.*—Electro cardiography tracings were taken on 791 patients out of which 552 were taken on male patients and 239 were taken on female patients. The details have been shown in Appendix No. 17.

11. *X-Ray Department.*—The work done by the X-Ray Department has been shown in Appendix No. 18.

12. *Occupational Therapy Department.*—Total number of patients treated was 1,232 as shown in Appendix No. 19.

13. *Physio-Therapy Department.*—The total number of cases treated by the department was 2,081 as shown in Appendix No. 20.

14. *Medico-Social Service Department.*—The Social Worker had to deal with numerous and complex problems regarding patients. She had to pay visits to the patient's home to study economic special and vocational factors and to find out ways and means to relieve the patients anxieties. She had also to follow up cases and fix appointments with medical officers at this Institution whenever it become necessary to recheck the patient's conditions. During the year under report, the department had supplied injections, medicines to 375 needy patients and rendered help to 670 patients for placement rehabilitation etc.

15. *Nurses Training School.*—During the year under report, A Nurses Training School in General Nursing was started from 1st September 1959 and 15 students were admitted during the year.

37 Student Nurses were sent for examination in Mid-wifery during the year, and 37 have passed 2 Staff Nurses were sent for the examination of Sister's post during the year and 2 Staff Nurses were sent to College of Nursing, Delhi, for Ward Sister's Course.

16. *Library.*—The library was improved during the year under report by addition of 107 books two new books donated on medical subject bringing the total number of books on medical subject to 771.83 Journals were subscribed for during the year and 6 journals were received as donation. 1 non-medical journal was subscribed. The medical staff of this hospital make full use of this facility.

17. *Social Activities.*—The 13th Anniversary of the Institution was celebrated on 23rd April 1960, when Variety Entertainment Programme including Marathi one act play was arranged by the members of the staff of this hospital. Dr. S. V. Joglekar, M.S., F.C.P.S., Dean, G. S. Medical College and K. E. M. Hospital, Bombay, presided over the function.

18. *Recognition of the L. T. M. G. Hospital, Sion.*—For teaching post-graduate and under-graduate students. The L.T.M.G. Hospital is affiliated to the University of Bombay for post-graduate as well as under-graduate studies. The hospital has been attached to the T. N. M. College for clinical instructions to under graduate students. The hospital is also affiliated to the College of Physicians and Surgeons of Bombay for post-graduate studies.

19. *Poor Box Fund.*—The amount in the poor box fund on 31st March 1960 stood at Rs. 99,901.47 Collections from the boxes, donation, sale of drugs and injections and other miscellaneous receipts during the year under report amounted to Rs. 36,892.57 and expenditure to Rs. 66,948.35. The amount in the Poor Box Fund on 31st March 1961 stood as Rs. 69,825.69.

The list of donors who have donated Rs. 50.00 and above is given in Appendix No. 6.

20. *Expenditure.*—The approximate total expenditure was Rs. 21,55,195.00. The diagram in Appendix No. 7 shows the percentage of expenditure on every item of expenditure.

The details expenditure per patient per day compared with the year 1959 is given below :—

Expenditure on per out-patient per day.

Year.	Medicines Drugs and equipments.	Stores and Linen.	Heating and Lighting.	Miscella- neous.	Establish- ment.	Repairs to Bldgs.	Total.
	Rs.	Rs.	Rs.	Rs.	Rs.	Rs.	Rs.
1959	0.30	0.03	0.02	0.05	0.59	0.01	1.00
1960	0.25	0.04	0.03	0.06	0.64	0.01	1.03

Expenditure on per in-patient per day.

Lear.	Diet.	Medicines Drug and equipment.	Stores and Linen.	Heating and Lighting.	Miscella- neous.	Establish- ment.	Repairs to Bldgs.	Total.	
	Rs.	Rs.	Rs.	Rs.	Rs.	Rs.	Rs.	Rs.	
1959	...	0.99	1.75	0.36	0.25	0.60	3.55	0.12	7.62
1960	...	1.05	1.50	0.48	0.18	0.72	3.84	0.12	7.89

INDEX OF APPENDIES.

Appendix No.	Particulars.
1	Medical Staff.
2	Distribution of beds according to Departments.
3	Summary of in-patients, out-patients and operations.
4	Statement showing the account of Poor Boax Fund.
5	Balance Sheet of Poor Box Fund.
6	List of Donors.
*7	Chart showing the allocation of Grants etc.
*8	Summary of the patients admitted (Classified according to Departments and Sex).
*9	Summary out of-patients (Classified according to Department and Sex New & ow).
*10	Summary of in-patients (Classified according to disease and result of treatment).
*11	Summary of General Operations performed (Classified according to nature and result).
*12	Summary of Aural Operations performed (Classified according to nature and result)
*13	Summary of Ophthalmic Operations performed (Classified according to nature and result).
*14	Summary of Dental Operations.
*15	Summary of operations performed in the annapurnabai Deshmukh Hospital for Women " (Classified according to nature and result).
*16	Summary showing Pathological, Bacteriological and Biochemical investigations done on out-patient and in-patients including Autopsies and Intravenous solutions manufactured in the Pharmacy Department.
*17	Statement showing Electro-Cardiographic Tracings.
*18	Statement of work done in X-Ray Department.
*19	Statement showing the number of patients treated in the Occupation Therapy Department.
*20	Statement showing the number of patients treated in the Physio. Therapy Department.

* Printed in the department report.

APPENDIX No. I.**Medical Staff.**

1	Dr. D. D. Vora, M.D., F.C.P.S., M.R.C.P. (Lond.)	...	Chief Physician.
2	Dr. M. N. Gheewala, M.S.	...	Ag. Chief Surgeon.
3	Dr. B. V. Aroskar, M.D. (Bom.), (Retired from 18-9-1960)	...	Chief Gynaecologist.
4	Dr. G. B. Hanji, M.B.B.S., D.A.	...	Anaesthetist.
5	Dr. K. N. Kamdar, M.B.B.S., D.M.R.D., S.M.R. (Eng.)	...	Hon. Radiologist.
6	Dr. S. C. Shah, M.B.B.S., D.G.O., D.M.R.E. (Appointed from 2-9-60)	...	Hon. Asstt. Radiologist.
7	Dr. T. K. Mehta, M.B.B.S., F.C.P.S., D.V.D.	...	Hon. Dermatologist.
8	Dr. V. R. Mehta, M.B.B.S., F.C.P.S., D.V.D. (Appointed from 2-8-60)	...	Hon. Asstt. Dermatologist.
9	Dr. M. D. Joglekar, B.Sc., M.B.B.S., D.O., M.S.	...	Hon. Ophthalmic Surgeon.
10	Dr. S. M. Sathe, M.B.B.S., D.O., M.S., M.S. (Oph.), (Appointed from 2-7-60)	...	Hon. Asstt. Ophthalmic Surgeon.
11	Dr. S. R. Rege, M.S., F.C.P.S., D.L.O.	...	Hon. Aural Surgeon.
12	Dr. K. C. Gadre, M.S., D.L.O. (London)	...	Hon. Asstt. Aural Surgeon.
13	Dr. R. B. Raut, L.D., Sc., F.I.C.D. (Resigned) from 21-11-60	...	Hon. Dental Surgeon.
14	Dr. R. G. Modak, M.D. (Bom.)	...	P. T. Pathologist.
15	Dr. V. B. Athavale, M.D. (Bom), D.C.H.	...	Hon. Asstt. Paediatric Physician.
16	Dr. D. M. Bassa, M.B.B.S., .P.H.	...	Hon. Psychiatrist.

Acting Appointment.

Dr. D.D. Vora, Physician, was on leave from 2nd May 1960 to 31st May 1960 and during that period Dr. H. C. Merchant, M.D., was appointed as Ag. Physician. Dr. D. D. Vora was also on leave from 15th September 1960 to 29th September 1960, but no acting arrangement was made.

Dr. B. V. Aroskar was on leave from 4th August 1960 to 2nd September 1960 and from 4th September 1960 to 17th September 1960. Dr. J. H. Fonseca was appointed as Ag. Obstetrician and Gynaecologist during the leave periods.

Dr. R. B. Raut, Hon. Dental Surgeon was on leave from 2nd May 1960. Dr. B. R. Rao was appointed as Ag. Hon. Dental Surgeon from 11th July 1960. The resignation of Dr. R. B. Raut has been accepted from 21st November 1960 and Dr. B. R. Rao has been continued.

Dr. S. R. Rege, Hon. Aural Surgeon is on leave from 28th March 1961. Dr. K. C. Gadre, Hon. Asstt. Aural Surgeon is, therefore, appointed as Ag. Hon. Aural Surgeon from the said date.

APPENDIX No. 2.

Distribution of beds according to departments :

Department	Male	Female	Children	Total
(A) Non Paying Beds :				
Medical	63	50	...	113
Surgical	61	23	9	93
Gynaec and Obstetric	70	...	70
Paediatric	23	23
Ear Nose and Throat	2	2	3	7
Skin	2	2
Ophthalmic	2	2
Total ...	130	145	35	310
(B) Part Paying Beds :				
Medical	12	6	...	18
Surgical	13	6	...	19
Gynaec and Obstetric	13	...	13
Total ...	25	25	...	50
(C) Beds Reserved for B. E. S. and T. Undertaking Staff				
Medical	5	5
Surgical	5	5
Total Number of Beds ...	10	10
Grand Total ...	165	170	35	370

APPENDIX No. 3

(A) In Patients—1960

(1) Strength of Beds... ..	370
(2) Daily Average Number of In-Patients	460.5
(3) Daily Average Number of Admissions	62.6
(4) Total Number of Indoor Admission	22,845
(5) Average number of days each patient was resident	7.3

(B) Out Patients

(1) Total number of new O. P. D. patients	1,47,839
(2) Daily average number of New Out Patients	475.3
(3) Total Number of Old Out Patients	4,42,095
(4) Daily average number of Old out Patients	1,421.5
(5) Daily average numbr of New and Old Out Patients	1,896.8

(C) Operations

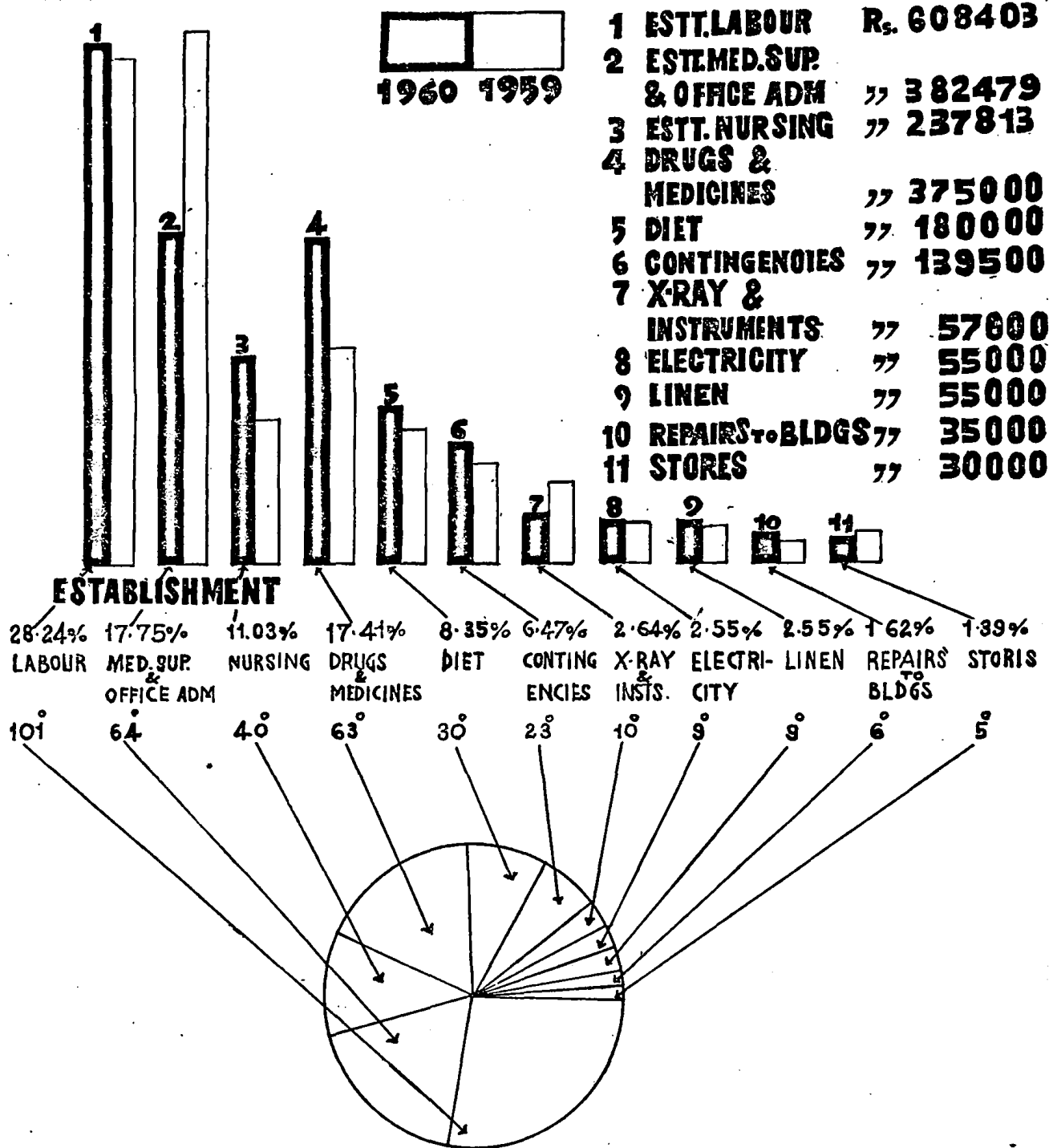
(1) Total number of Operations performed on inpatients	7,820
(2) Total number of operations performed on outpatients	8,048

APPENDIX No. 4.

L. T. M. G. Hospital Poor Box Fund.*Statement of Accounts for year 1960-61*

RECEIPTS.	Rs.	EXPENDITURE	Rs.
Balance in hand as on 1-4-1960	99,901.47	Conveyance charges	25.13
Collection from Poor Boxes	4,201.33	Costly medicines	26,093.68
Donations	1,057.86	Blood transfusion	32,763.00
Miscellaneous	1,621.34	Miscellaneous	4,400.00
Blood Transfusion	8,378.50	Printing and Stationary	76.00
Interest	3,956.80	Establishment Charges	595.71
Issue of Certificates	6,089.00	Moiety to R. M. Os.	2,977.95
Sale of costly drugs	11,567.74	Revenue Stamps	14.00
Amount of Deposit	...	Amount written off	2.85
			66,948.35
		Less cheque not realised	500.00
		National Saving Certificates	40,000.00
		Municipal Debentures	24,875.00
		Balance in Central Bank of India	99.79
		Balance in Maharashtra Bank Ltd.	4,632.13
		Cash Balance in hand	718.77
Total ...	1,36,774.04	Total ...	1,36,774.04

APPENDIX 18 ALLOCATION OF GRANTS FOR THE YEAR 1960



YEAR	PATIENTS TREATED		OPERATIONS PERFORMED	DELIVRIES
	O.P. D.	INPATIENTS		
1959	524782	22926	16176	6208
1960	589934	22845	15868	5523

APPENDIX No. 5.

L. T. M. G. Hospital Poor Box Fund.*Balance Sheet for 1960-61.*

LIABELITIES.		Rs. nP.	ASSESTS.		Rs. nP.
Fund Account balance	...	99,901.47	Cash balance in hand on 31-3-1959	...	718.77
			Balance in Bank of Maharashtra	...	4,632.13
Excess of Expenditure over Receipts	...	30,075.78	Balance in Central Bank of India	...	99.79
			National Saving Certificates	...	40,000.00
			Municipal Debentures	...	24,875.00
					70,325.69
			Cheque not realised		500.00
Total	...	69,825.69			69,825.69

APPENDIX No. 6.

*L. T. M. G. Hospital, Poor Box Fund.**List of persons who have donated more than Rs. 50.00 during the year 1960-61.*

Name.	Amount. Rs.
Smt. Sanpratben	... 101.00
Smt. Patankar	... 50.00
Shri Prabhu Bhakt	... 200.00
Smt. Kumudini V. Cholkar	... 101.00
Dr. S. S. Krishnan	... 51.00
Messrs. Glaxo Laboratories (India) Private Ltd.	... 100.00
Shri Nyalchand K. Vora	... 101.00
Total	Rs. 704.00

GROUP OF TUBERCULOSIS HOSPITALS

The Group of T. B. Hospitals has 458 beds for treatment of Pulmonary Tuberculosis. The Isolation Centre at Dadar having 88 beds is also under the administrative control of the Medical Superintendent of this institution. Further 200 beds have been reserved by the Corporation at the Sarvodaya Hospital, Ghatkopar. The total number of beds for T.B. cases at the disposal of the Corporation is thus 746. Two new buildings in the premises of these hospitals are under construction to provide accommodation for 300 additional beds.

Dr. S. A. Shah, M.B.B.S., D.M.R.E., D.P.H., T.D.D., Assistant Medical Officer looked after the duties of the Medical Superintendent, during the year.

The Honorary Staff of the institution is shown in Appendix No. 1.

Details of bed accommodation.

		Male.	Female.	Total.
(1) Group of T. B. Hospitals, Sewri—				
	(a) Medical	161	134	295
	(b) Surgical	101	62	163
		262	196	458
(2) The Isolation Centre attached to the Ramkunwar Daftary T.B. Clinic, Dadar		44	44	88
(3) Sarvodaya Hospital, Ghatkopar		140	60	200
				746

The number of patients suffering from Pulmonary Tuberculosis in various stages of the disease treated during the year is shown in Appendix No. 2 and classification of admissions by age groups in Appendix No. 3.

The number of deaths registered due to Tuberculosis in Greater Bombay during the year 1960 was 3184 and the death rate per 1000 at census population was 1.1 per cent.

The four T. B. Clinics continue to serve as out-patient centres for admissions to the Group of T.B. Hospitals. The patients referred by the T. B. Clinics for hospitalization are examined at the Group of T.B. Hospitals by the Honorary Staff and those considered suitable for admission are registered on the appropriate waiting lists. The total number of patients examined and put on the waiting lists is 6,332.

TEACHING

Clinical teaching in Tuberculosis was given to batches of under-graduate medical students of the G.S. Medical College by the Honorary Staff of these hospitals as in previous years. Ten lectures-cum-demonstrations in 'Tuberculosis Services' were given by Dr. S. A. Shah to the D.P.H. students of Bombay University this year as in the previous years.

(1) X-ray Department.

Four X-ray plants in the department: (i) high power 400 M.A. machine for Radiography and Tomography, (ii) one 60 M.A. machine for routine screening of patients and out-patients, (iii) one portable machine and (iv) miniature 200 M.A. Camera Unit, were in active use during the year.

The work done by the X-ray Department and the Laboratory is shown in Appendices No. 4 and 5 respectively.

(3) Ear-Nose-Throat Department.

354 new and 21 old cases were examined in the department and 277 Bronchoscopies were performed on patients during the year.

(4) Operation Theatre.

Details of work done in the Operation Theatre are shown in Appendix No. 6.

(5) Follow-up of discharged cases.

Patients discharged after adequate treatment in the hospital are systematically subjected to medical check-up at fixed intervals by the Honorary Staff. Necessary treatment is prescribed in continuation and the re-admissions are given in suitable cases.

The total number of Follow-up examinations carried during the year was 3600.

(6) A. P. and P. P. Refill Work.

Discharged patients on A.P. and P.P. refill treatment are permitted to continue subsequent refills either at one of the four Municipal T. B. Clinics or at the A.P. and P.P. refill Centre at these hospitals according to the convenience of the patient. 16,144 refills were done in the out-patients centre of these hospitals. Similarly 2299 P.P. refills were given in the wards to the indoor patients.

The Ramkunwar Daftary Isolation Centre, Dadar.

The Isolation Centre has 88 beds and works in conjunction with these hospitals. The Ramkunwar Daftary T. B. Clinic is situated on the same site. Advanced T. B. patients are admitted to this centre primarily from the view point of segregation and symptomatic amelioration. Admissions are given primarily to those staying within a short distance of the Isolation Centre so that the relatives could arrange to provide 2 principal meals for their patients in the hospital as only the breakfast and afternoon tea are supplied by the hospital.

The details regarding admissions and results of treatment and admissions according to age groups at the above centre are shown in Appendices No. 7 and 8 respectively.

Expenditure.

The average expenditure per patient per day was Rs. 10.33 nP. The total annual expenditure on the Group of T. B. Hospitals amounted to Rs. 16,10,602 as against Rs. 13,46,000 during the previous year. The rate of charges for the patients hospitalized at Sarvodaya Hospital Ghatkopar, on behalf of Bombay Municipal Corporation was at Rs. 5 per patient per day. The expenditure incurred on the patients accommodated on the reserved beds at the said hospital was Rs. 3,64,526 plus Rs. 13,618 for medicine as against Rs. 3,23,400 and Rs. 17,324 respectively for the previous year.

T. B. Clinics.

T.B. Clinics at Princess Street, Foras Road, Dadar and Khar are conducted for diagnosis of the attending cases, their treatment by specific antibiotics and A.P. and P.P. refills, contact examinations and Health Visiting of T. B. cases in their homes. A large number of patients suitable for hospitalization were referred to the out-patient registration centre at the Group of T. B. Hospitals. Details of work carried out at the Clinics are given in Appendices No. 9 to 12.

Poor Box Fund.

The following donations were received for the Poor Box Charity Fund during the year :

(1) Monthly donation of Rs. 100 from Messrs. British India Steam Navigation Co., Ltd., through their Agents, Messrs. Mackinnon Mackenzie & Co. Private Ltd.

- | | | |
|------------------------|-----|---------|
| (2) Shri Prabhu Bhakta | ... | Rs. 400 |
| (3) Mrs. I. C. Parekh | ... | Rs. 101 |
| (4) Shri B. L. Gadkari | ... | Rs. 11 |
| (5) Shri Jal N. Kurva | ... | Rs. 10 |

Donations of dietary articles like rice and wheat were continued to be received from the following agencies for patients :

- (1) His Eminence, the Cardinal.
- (2) Committee on Relief and Gift Supplies.

Statement of account of the Poor Box Charity Fund is given in Appendix No. 13.

APPENDIX No. 1.

List of Honoraries attached to Group of T. B. Hospitals, Sewri, and the Municipal T. B. Clinics.

Serial No.	Name and Qualifications.	Designation.
<i>Group of T. B. Hospitals.</i>		
1	Dr. R. M. Patel, M.D. (Bom.), T.D.D. (Wales)	... Honorary Physician.
2	Dr. S. P. Mehta, M.D. (Bom.)	... Do.
3	Dr. N. M. Shah, M.D. (Bom.), M.R.C.P. (Lond.)	... Do.
4	Dr. M. D. Deshmukh, M.R.C.P. (Lond.), T.D.D. (Wales)	... Do.
5	Dr. S. D. Store, F.C.P.S., M.D. (Bom.), M.R.C.P. (Ed.)	... Do.
6	Dr. M. K. Vora, M.S. (Bom.)	... Honorary Surgeon.
7	Dr. K. A. Dalal, F.R.C.S. (Ed.)	... Do.
8	Dr. V. S. Sheth, M.S. (Bom.), F.R.C.S.	... Do.
9	Dr. S. S. Katdare, M.B.B.S., D.M.R.E.	... Honorary Radiologist.
10	Dr. J. H. Thacker, M.D., D.C.H., D.M.R.E. (Bom.)	... Hon. Asstt. Physician.
11	Dr. B. N. Lulla, M.D., D.T.M. & H.	... Do.
12	Dr. T. B. Master, M.D., F.C.P.S. (Bom.), T.D.D. (Wales)	... Do.
13	Dr. T. K. Jagose, F.C.P.S., M.S., F.R.C.S.	... Hon. Asstt. Surgeon.
14	Dr. F. P. Soonawala, M.S., F.R.C.S.	... Do.
15	Dr. K. S. Baichwal, F.R.C.S.	... Do.
16	Dr. D. C. Patel, M.S., F.R.C.S.	... Do.
17	Dr. R. L. Shah, M.S., F.R.C.S.	... Do.
18	Dr. M. B. Thaker, M.B.B.S., D.A. (Bom.)	... Hon. Asstt. Anaesthetist.
19	Dr. S. N. Kothare, M.D. (Bom.), D.T.M. & H. (Lond.)	... Pathologist (Part-time)
20	Dr. R. T. Shahani, M.B.B.S., D.A.	... Anaesthetist (Part-time)
21	Dr. J. C. Kothari, M.D.	... Hon. Clinical Asstt.
22	Dr. G. S. Perhar, M.D. (Tuberculosis)	... Do.
<i>Princess Street T. B. Clinic.</i>		
23	Dr. S. D. Merchant, M.B.B.S., D.M.R.E.	... Honorary Radiologist.
24	Dr. K. B. Patel, M.D., D.M.R.E.	... Do.
25	Dr. R. H. Mehta, M.D., D.T.M. & H., M.R.C.P.	... Honorary Physician.
<i>Foras Road T. B. Clinic.</i>		
26	Dr. P. G. Kamat, M.B.B.S., D.C.H. (C.P.S.), M.D.	... Honorary Physician.
<i>Khar T. B. Clinic.</i>		
27	Dr. G. S. Perhar, M.D. (Tuberculosis)	... Honorary Physician.

Appendix No. 2.*Cases treated and the result of treatment*

(1) Cases remaining on the 1st January 1960	...	411			
			Early.	Advanced.	Total.
(2) New cases admitted from 1st January to 31st December 1960.	Male.	Female.	Male.	Female.	3,410
	1,311	874	701	524	
(3) Total number of cases treated during the year 1960	...	3,410 plus 411=3,821.			

Analysis of result.

(a) Discharged as improved	...	2,574
(b) Discharged as not improved	...	38
(c) Non-tuberculosis cases	80
(d) Left against medical advice	...	361
(e) Patients died during the year	...	321
(f) Patients remaining on 1-1-1961	...	447
		3,821

Appendix No. 3.*Admissions according to age-group*

Upto	5	10	15	20	25	30	35	40	45	50	55	60	65	70	75	80	85	90	Total.
	4	16	79	491	853	713	452	304	177	150	60	67	25	10	3	4	1	1	3,410

Appendix No. 4.*Work done in the X-Ray Department of the Group of T. B. Hospitals :-*

(1) No. of miniature X-Ray films	...	9,573
(2) No. of routine size X-Ray films	...	5,967
(3) No. of screenings	...	13,890
(4) No. of Bronchographies	...	174
(5) No. of Tomographies	...	200

APPENDIX No. 5.**Work done in the laboratory.**

(1) Urine examination	...	2,755
(2) Stool examinations	...	2,354
(3) Sputum examinations	...	7,496
(4) Sputum concentration	...	4,033
(5) Blood E. S. R.	...	7,287
(6) Blood C. B. C.	...	2,828
(7) Blood Group	...	1,235
(8) Blood matching	...	686
(9) Bleeding time and Clotting time	...	251
(10) Miscellaneous tests such as Widal, Kahn, Van Den Bergh, Blood-sugar, Blood Urea, Blood Proteins, C. S. F. and other Fluid examination etc.	...	171
(11) Cultural and sensitivity Tests	...	42
(12) Histopathological examinations (173 specimens, 41 Pleural biopsies and 14 Bronchial biopsies examination)	..	402 Tissue blocks were cut.
(13) Supply of solutions :		
(a) Procaine Hydrochloride 2 per cent. (R.P.T.B.H. R.D.T.B. Hospitals. and Khar Princess St., Foras Road T. B. Clinics)	...	80 Litres.
(b) Sodium Citrate (O. T.) and A. C. D. Solutions (T. O.)	...	60 "
(c) Novocaine Solution 2 per cent. (O. T.)	...	25 "
Do. 1 per cent. (T. O.)	...	16 "
(d) Cetavalone Solution supplied to O. T. & R. P. T B. Hospital	...	50 "
(14) Preparation of media for cultural and sensitivity work	...	4 "
	...	800 Tubes

Appendix No. 6.*Surgical work done in the Operation Theatre.***(A) Surgical Operations performed**

Phrenic Evulsions	...	43
Thoracoplasty	...	162
Pneumonectomy	...	70
Lobectomy	...	99
Miscellaneous operations	...	62
		<hr/>
		436

(B) Special examinations—

Bronchography	...	174
Bronchoscopy,	...	277
		<hr/>
		451

Appendix No. 7*Admissions at the Isolation Wards, Dadar.*

	Male	Female	Total
(1) Cases remaining on 1st January 1960	... 74:	(34 40	74)
(2) New cases admitted from 1st January to 31st December 1960	... 255:	(151 104	255)
(3) Total number of cases treated during 1960	... 329:	(185 144	329)

Analysis of result

(a) Discharged as improved	...	125
(b) Discharged as not improved
(c) Non-tuberculosis cases
(d) Left prematurely against advice	...	77
(e) Patients died during the year	...	50
(f) Patients remaining on 1st January 1961	...	77
		<hr/>
Total	...	329

Appendix No. 8.*Admissions and deaths according to age-groups.*

Age-group.	No. of patients admitted.	No. of patients died.
1—5
6—10	2	...
11—15	6	1
16—20	47	11
21—25	56	8
26—30	43	5
31—35	27	8
36—40	27	4
41—45	12	2
46—50	15	5
51—55	6	2
56—60	8	2
61—65	2	1
66—70	1	...
71—75	3	1
	<hr/>	<hr/>
	255	50

Work Done at the T. B. Clinics.**Appendix No. 9.***Cases examined at the different T. B. Clinics during the year 1960—*

	Princess St.	Foras Rd.	Dadar.	Khar	Total
New cases of Pulmonary T. B.	... 7,211	2,664	5,771	2,228	17,874
New cases of non-tuberculosis	... 19,938	5,061	6,001	5,288	36,288
Total attendance of new cases	... 27,149	7,725	11,772	7,516	54,162

Appendix No. 10.

Cases detected as per age-group.

Upto	10	15	20	25	30	35	40	45	50	55	60 & above.
Princess Street ...	220	164	1,004	1,868	1,264	856	703	395	373	364	...
Foras Road ...	64	53	347	632	534	363	241	116	148	144	22
Dadar ...	352	172	871	1,301	1,062	579	512	290	297	120	205
Khar ...	182	69	264	496	473	245	191	107	86	115	...
	818	456	2,486	4,297	3,343	2,040	1,647	908	904	803	227

ISOLATION CENTRE, DADAR.

Appendix No. 11.

Work done at the Laboratory, Dadar & Khar T.B. Clinics.

	Dadar T. B. Clinic	Khar T. B. Clinic
Blood Count	...	33
Blood matching
Blood Grouping
Sputum concentration	...	30
Total sputum examinations	8,335	...
Blood E. S. R.	7,052	167
Total urine examinations	271	...
Total faeces examinations	234	...
Bleeding and clotting time	705	...

Appendix No. 12.

Other works done at the Clinics.

	Princess St. T.B. Clinic	Foras Rd. T.B. Clinic	Dadar. T.B. Clinic	Khar T.B. Clinic	Total.
Total No. of contacts examined	721	514	1,453	286	2,974
Total No. of sputum examinations	123	..	8,335	156	8,614
Total No. of domiciliary visits	3,389	2,920	4,544	578	11,431
Total No. of radiograms taken (usual)	132	...	10,779	4,221	15,132
Mass Miniature					
Total No. of screenings done	31,472	15,923	15,856
Total No. of attendance at the clinic	79,120	43,829	53,285	36,904	2,13,138

A. P. and P. P. Work done.

	Princess St. T.B. Clinic	Foras Rd. T.B. Clinic	Dadar. T.B. Clinic	Khar T.B. Clinic	Total.
(a) Primary A. Ps. and P. Ps. induced at the clinic...	2	4	305	23	334
(b) No. of cases referred	157	101	...	61	319
(c) Total No. of A.P. and P.P. refills given	3,283	4,041	4,104	2,930	14,358

Appendix No. 13.

Statement of Account of Poor Box Charity Fund of the Group of T. B. Hospitals for the year 1960-61.

RECEIPTS.		DISBURSEMENTS.	
	Rs.		Rs.
To balance in hand as on 31-3-60	255.80	By blood transfusion	2,740.00
To balance in the Municipal Co-op. Bank Ltd. as on 31-3-1960	20,617.00	By Establishment charges	30.00
Issue of Medical certificates	641.00	By Miscellaneous charges	1,238.46
To collection from ward boxes	2,384.60	By payment of moiety	182.72
To donations	1,422.00	By cash in hand as on 31-3-1961	264.62
To Miscellaneous receipts	0.88	By cash with the Municipal Co-operative Bank Ltd.	21,448.33
To interest on investments	582.85		
	25,904.13		25,904.13

LEGAL DEPARTMENT.

During the year under report, Shri A. M. Desai, M.A., LL.B., Solicitor, High Court was in charge of the Legal Department, as Solicitor to Corporation.

This Department attended to the following work :—

(1) All conveyancing matters including Sales, Leases, Agreements, Contracts and Licences, (2) Suits and other proceedings in the High Court, City Civil Court and Small Causes Court, (3) Appeals against rateable value in Small Causes Court, (4) Prosecutions under the Municipal Act and other cases in the Police Court (5) References from various Departments on questions of law, (6) Amendments of the Municipal Act, Rules and Bye-laws, (7) Cases under the Workmen's Compensation Act and Industrial Disputes Act.

During the year under report 14556 files were received from various Departments and 2342 letters were received from and 1884 letters written to outside parties or their Legal Advisers, opinions on different departmental matters and advices on 56 documents were given.

The Department attended to the following matters in the different courts, 1 Supreme Court, 33 High Court Suits & petitionr, 391 City Civil Court Suits, 20 High Court Criminal Revision Applications, 2 High Court Criminal Appeals, 6 Civil Revision Applications, 171 Assessment Appeals, 47 Small Causes and other Civil Court Suits, 77 Small Causes Court References, 46 High Court Appeals from the Civil Court, 1078 Police Court cases (out of which 729 were group cases) 8 Applications under the Minimum Wages Act, 19 Applications under the Payment of Wages Act, 1 case under the Industrial Disputes Act.

The following documents were completed :—

4 Conveyances, 33 Leases for 999 years or in perpetuity, 11 New Leases, 11 Surrenders, 7 Temporary Leases (Monthly Tenancy Agreements), 41 Licences to Assign, 69 Licenses and Deed of Covenants, 4 Agreements and 21 other documents.

During the year under report the income of this Department (costs recovered) amounted to about Rs. 24,558 and the expenditure to about Rs. 1,35,006

Details of the High Court suits are given in the Statement attached.

A. M. Desai,
Solicitor to Corporation.

Serial No.	Suit No.	Names of Parties.	Nature of Suit.	Remarks.
IN THE SUPREME COURT OF INDIA				
1	Civil Misc. Pet. No. 1943 of 1960.	C. R. Loyalka and Ors. Vs. Life Insurance Corporation and Ors.	Acquisition of property at Mumbaiadevi Tank.	Application for making Bombay Municipal Corporation as a party to the petition, application dismissed.
HIGH COURT MATTERS.				
1	H. C. Suit No. 2784 of 1949	M. C. Vs. A. A. Bhornia.	For recovery of possession and also of arrears.	Execution proceedings against the heirs and legal representatives were taken out as a result of which the occupants of the property in suit obstructed and so a Chamber Summons was taken out. Possession of the property has now been obtained.
2	H. C. Suit No. 781 of 1953...	M. C. Vs. Gan pat Vithoba Avte. and Ors.	Suit for recovery of arrears of property taxes.	Steps to put the properties for auction Sale are being taken. The matter is pending before the Commissioner for Taking Accounts, High Court, Bombay.
3	H. C. Suit No. 90 of 1955 ...	M. C. Vs. M. A. S. Meherbakh.	For recovery of possession as also of arrears of compensation.	Execution proceedings pursuant to the decree passed are in progress.
4	H. C. Suit No. 19 of 1955 ...	M. C. Vs. Nabi Abdulla Seth.	For recovery of possession as also of arrears of compensation.	Possession of the property in suit Taken without execution.
5	H. C. Suit No. 378 of 1956...	Shankar Guna ji Chavan Vs. M. C. and Anr.	For a declaration that the plaintiff and other members of the Mandal are not squatters in the Dadar Municipal Market but they are stall-holders.	Decree passed. Appeal is pending
6	H.C.S.A. No. 1171 of 1958...	State of Bombay Versus G. P. Thorat and Anr.	Appeal against the judgment and order of the District Court, Thana declaring levy of U. I. P. taxes by the Ex-Mulund Municipality as invalid.	Appeal pending.
7	H.C.S.A. No. 1172 of 1958...	State of Bombay Versus V. G. Vaze and Ors.	Appeal against the judgment and order of the District Court, Thana declaring levy of U.I.P. taxes by the Ex-Mulund Municipality as invalid.	Appeal pending.
8	H.C.S.A. No. 1173 of 1958...	State of Bombay Versus C. P. Joshi and Ors.	Do.	Do.
9	H.C.S.A. No. 1174 of 1958...	State of Bombay Vs. K. G. Tambe and Anr.	Do.	Do.
10	H.C.S.A. No. 1175 of 1958...	State of Bombay Versus D. H. Tendulkar and Another.	Do.	Do.
11	H.C.S.A. No. 1176 of 1958...	State of Bombay Versus D. D. Manvatkar and Another.	Do.	Do.
12	H.C. First Appeal No. 43 of 1958.	Gokaldas Naranji and Another s. M. C. and Another.	Appeal against the order of the C. C. Bombay holding that the piece of land in suit is a private street.	Appeal pending.
13	High Court Second Appeal No. 446 of 1959.	M. C. Vs. Jethalal D. Mody.	Appeal Against the decision of the District Court Thana, declaring levy of taxes by the Malad Municipality as invalid and void.	Appeal is pending.
14	L. A. Ref. No. 27 of 1959 ...	S. L. A. O. and Mahomed Usman Haji Ismail and Ors.	For recovery of arrears of property taxes.	Reference pending.
15	HC. Second Appeal No. 314 of 1959	M. C. Vs. Dayabhai M. Jugia.	Against the decision of the District Court Thana, declaring the levy of taxes by the Malad Municipality as invalid and void.	Appeal is pending.
16	H. C. Second Appeal No. 348 of 1959.	Jethalal D. Mody Vs. M. C.	Do.	Do.
17	H. C. F. Appeal No. 347 of 1959.	Shri Murli bal Deo Vs. M. C.	Appeal against rate able value ...	Appeal pending.
18	H. C. Misc. Petition No. 381 of 1959.	Messrs. Aero Advertisers Vs. M.C. and Another.	For issue of a Writ directing the Respondents to withdraw or cancel their refusal to grant written permission to float sky signs.	Petition withdrawn as per the consent terms filed in the Court.
19	H. C. Misc. Petition No. 382 of 1959.	Mulraj H. Gedia and Bros. Vs. M. C. and Others.	Issue of a Writ compelling the Respondents to withdraw and/or cancel the Notices of Demand, Dated 5-12-1959.	Petition Dismissed.

Serial No.	Suit No.	Names of Parties.	Nature of Suit.	Remarks.
20	H. C. Misc. Petition No. 13 of 1960.	Abdul Karim Mal walla Vs. S. N. Gambhir and others.	For issue of Writ against the Respondents directing them to cancel and/or withdraw the notice dated 18th December 1959	Petition Dismissed.
21	H. C. Pauper Petition No. 3 of 1960.	Mrs. Beryl Young Vs. Denzil Issaks and others	For a declaration that the structure in question is authorized and for an injunction, etc.	Petition pending and Notice of Motion against the Bombay Municipal Corporation withdrawn.
22	H. C. Misc. Petition No. 64 of 1960.	Sitaram Kajariwala Vs. The B. M. C. and others.	For issue of a Writ directing the Respondents to withdraw or cancel the notices, dated 9th December 1958 and 6th January 1960.	Petition pending.
23	H. C. Petition No. 33 of 1960.	Mahadeo Dhondiba Zende Vs. M. C. others.	For issue of a Writ directing the Respondents to withdraw or cancel the notices, dated 23 July 1958 and 14th January 1960.	Petition withdrawn.
24	H. C. Petition No. 34 of 1960	Javahar Pandohi shah Vs. B. M. C.	For issue of a Writ directing the Respondents to withdraw or cancel the notices, dated 23rd July 1958 and 14th January 1960.	Petition withdrawn.
25	H. C. Petition No. 35 of 1960	Chinayan Parshuram Vs. B. M. C.	Do.	Do.
26	H. C. Petition No. 36 of 1960	Alibeg Abdulla Vs. B. M. C.	Do.	Do.
27	H. C. Petition No. 39 of 1960	Jamnadas J. Daxini Vs. B. M. C.	Do.	Do.
28	H. C. Petition No. 377 of 1960.	Durgadas Ramlal Vs. B. M. C. and others.	For issue of a writ directing the Respondents to cancel Notice dated 16th November 1960.	Petition pending.
29	H. C. Petition No. 407 of 1960.	Shrivgopal B. Shukla Versus B. M. C.	For issue of a Writ directing the Respondents to cancel notice dated 6th December 1960.	Do.
30	H. C. Petition No. 421 of 1960.	Ganpat Ladha Versus B. M. C. and others.	For issue of a Writ directing B. M. C. to withdraw order dated 10-10-1960.	Do.
31	H. C. Petition No. 328 of 1960.	Ebrahim A.R. Fitwala Versu B. M. C.	Petition for issue of a Writ directing the respondents not to enforce the notice dated 3rd October 1960.	Petition withdrawn.
32	High Court Suit No. 345 of 1960.	M. S. Bhumgara Vs. Bombay Municipal Corporation.	Suit for damages.	Suit pending.
33	High Court Civil Application No. 2326 of 1960 and (H. A. 2360 of 1960).	Chunilal Chhaganlal Versus The Municipal Corporation of Greater Bombay.	Appeal against the judgment of the City Civil Court, Bombay dismissing the suit filed by the Applicant for a declaration that structure bearing House No. 2, in Ward No. IV Ghodbunder Rd. is not unauthorised.	Civil Application disposed of Appeal pending.
34	High Court Second Appeal No. 1107 of 1960.	M. C. Vs. Ramdas Javerbhai.	Appeal against the decision of Dist. Court Thana declaring levy of taxes by Kandivli Municipality as invalid.	Appeal pending.
35	High Court Second Appeal No. 1023 of 1960.	B. M. C Vs. Manibai Hathibhai Patel.	Appeal against the decision of District Court, Thana declaring levy of taxes by Kandivli Municipality as invalid.	Appeal pending.
36	High Court Second Appeal No. 1332 of 1960.	B. M. C. Vs. Devchand Jethalal.	Appeal against the decision of the District Court, Thana, Declaring levy of taxes by Malad Municipality as invalid.	Do.
37	High Court First Appeal No. 163 of 1960.	Desai Jadgeo Vs. The Bombay Municipal Corporation.	Appeal against the judgment of City Civil Court, Bombay dismissing the Appellant's suit filed for a declaration that two notices dated 3rd May 1958 were illegal and not binding upon the plaintiff.	Appeal dismissed.
38	High Court First Appeal No. 162 of 1960.	Balvant Singh Bhutasingh Vs. The Bombay Municipal Corporation.	Appeal against the judgment of the City Civil Court Bombay dismissing the Appellant's suit filed for a declaration that two Notices dated 3rd May 1958 be declared illegal and not binding upon the plaintiff.	Do.
39	High Court Suit No. 312 of 1960.	Messrs. Govindram Bros. (Prvt.) Ltd. Vs. The Bombay Municipal Corporation and Others.	Suit filed challenging the assessment and levy of taxes by the ex-Malad Municipality.	Suit pending.

Serial No.	Suit No.	Names of Parties.	Nature of Suit.	Remarks.
40	High Court Petition No. 364 of 1960.	B. R. Irani Vs. B. M. C. and Anthon.	Petition for issue of a Writ directing the Respondents to withdraw the order refusing licence to the petitioner.	Petition pending.
41	High Court Special Civil Application No. 1226 of 1960.	Prem Ratan Vora Versus Shri M. G. Pimputkar	Petition against the order of the Learned Chief Judge Small Casues Court, Bombay dismissing Petitioner's application for directing the Municipal Commissioner to include the petitioner's name in the Voter's list.	Petition dismissed.
42	High Court Petition No 132 of 1960.	P.S. Doshi Vs. B. M. C.	Petition for issue of a Writ directing the respondents to withdraw notice dated 30-1-1960.	Petition with drawn.
43	High Court Petition No. 137 of 1960.	S. G. Chavan Vs. B.M.C.	Petition for issue of a Writ restraining the Respondents from pulling down the shed in the compound of Moti Bhuwan.	Petition pending.
44	High Court Petition No. 238 of 1960.	S. G. Chavan Vs. B.M.C.	Do.	Do.
45	High Court Petition No. 146 of 1960.	S. G. Mohitta Vs. B.M.C.	Petition for issue of a Writ restraining the Respondents from assessing, levying or recovering water tax on the basis of ateable value.	Do.
46	High Court Petition No. 178 of 1960.	J. M. Patel and Anr. Vs. B. M. C.	Petition for issue of a Writ for questioning the order dated 10-5-1960.	Petition with drawn as per consent terms filed in the Court.
47	High Court Petition No. 213 of 1960.	Narayan Premji Vs. B.M.C.	Petition for issue of a Writ directing the Respondents to grant to petitioners the licence to store gunny bags, etc. at Delisle Road.	Petition pending.
48	High Court Petition No. 273 of 1960.	Hasmukhrai and Co. Vs. D. T. Talim and Ors.	Petition for issue of a Writ restraining the Respondents from proceeding iwth the notice dated 19-7-1960.	Petition pending.
49	High Court Petition No. 274 of 1960.	Gujerat Alluminium Stores Vs. B. T. Talim and Others.	Do.	Do.
50	H. C. Appeal No. 37/1960...	B.M.C. Vs. S.G. Chavan and Others.	Appeal by the Bombay Municipal Corporation against the decree of he H C. in suit No. 378/56.	Appeal pending.
51	H. C. F. A. No. 148/1960...	Mrs. Shantabai Mathuradas Thakker Vs. B. M.C.	Appeal filed by the appellants against the judgement and order of the C. C. Court dismissing the suit of the appellants for a declaration that her dismissal from Municipal service was malafide.	Appeal pending.
52	H. C. S. A. No. 1200/1960...	Manilal M. Patel and Ors. Versus State of Maharashtra and Anr.	Appeal against the decree of the District Court Thana declaring assessment and levy of taxes by Malad Municipality as valid.	Appeal pending.
53	H. C. S. A. No. 1201/1960...	Manilal M. Patel and Ors. Vs. State of Maharashtra and Anr.	Do.	Do.
54	H. C. S. A. No. 1121/1960...	Badruddin Ismail V/s. B.M.C. and Anr.	Do.	Do.
55	H. C. S. A. No. 1122/1960...	Saraswatibai Kisanlal Nevatia Vs. B.M. C. and Another.	Do.	Do.
56	H. C. S. A. No. 1123/1960...	Jaumahadev S. Trivedi Vs. B. M. C. and Another.	Do.	Do.
57	H.C.S.A. No. 1061/1960 ...	State of Maharashtra Vs. B.M.C. and Kaloo ram Sevaram.	Appeal against the judgment and order of the District Court Thana declaring levy of U. I. P. Taxes by the Ex-Malad Municipality as invalid.	Appeal pending.
58	H. C. S. A. No. 1062/1960...	State of Maharashtra Vs. B. M. C. and Ramdas Jhaverbai.	Appeal against the judgment and order of the District Court Thana declaring levy or U. I. P. Taxes by the ex-Kandivli Municipality as invalid.	Do.
59	H. C. S. A. No. 1063/1960...	State of Maharashtra Vs. B.M.C. and Manibhai Hathibhai.	Do.	Do.
60	H. C. S. A. No. 1064/1960...	State of Maharashtra Vs. B.M.C. and Banoobai Ahmed.	Appeal against the judgment and order of the District Court Thana declaring levy of U. I. P. Taxes by the Ex-Malad Municipality as invalid.	Appeal pending.

Serial No.	Suit No.	Names of Parties.	Nature of Suit.	Remarks.
61	H.C.S.A.No.1065/1960...	State of Maharashtra Versus B.M.C. and Jugalkishore Durgadatta.	Appeal against the judgment and order of the District Court, Thana declaring levy of U. I. P. taxes by the Ex-Malad Municipality as invalid.	Appeal pending.
62	H.C.S.A.No.1066/1960...	State of Maharashtra Versus B. M. C. and Vrajlal Maganlal.	Do.	Do.
63	H.C.S.A.No.1067/1960...	State of Maharashtra Versus B.M.C. and K. S. Shah.	Do.	Do.
64	H.C.S.A.No.1068/1960...	State of Maharashtra Versus B. M. C. and Smt. Saraswatibai Kisanlal.	Appeal against the judgment and order of the District Court, Thana declaring levy of U. I. P. taxes by the Ex-Kandivli Municipality as invalid.	Do.
65	H.C.S.A.No.1069/1960...	State of Maharashtra Versus B. M. C. and D. K. Nevatia.	Appeal against the judgment and order of the District Court, Thana declaring levy of U. I. P. taxes by the ex-Malad Municipality as invalid.	Do.
66	H.C.S.A.No.1070/1960...	State of Maharashtra Versus B.M.C. and Jamnadas Haridas.	Do.	Do.
67	H. C. S. A. 1071/1960 ...	State of Maharashtra Versus B.M.C. and Laksmibai W/O. Indralal Devda.	Do.	Do.
68	H.C.S.A.No.1072/1960...	State of Maharashtra Versus B. M. C. and Dayalal Mulji Ajugia.	Appeal against the judgment and order of the District Court, Thana declaring levy of U. I. P. taxes by the ex-Malad Municipality as invalid.	Do.
69	H.C.S.A.No.1073/1960...	State of Maharashtra Versus B. M. C. and Manibhai Hathibai Patel.	Appeal against the judgment and order of the District Court, Thana declaring levy of U. I. P. taxes by the ex-Kandivli Municipality as invalid.	Do.
70	H.C.Petition No.50 of 1961	Bombay Weaver's Co-operative Society Ltd. Versus Bombay Municipal Corporation.	For issue of a Write directing the Respondents to withdraw or cancel Notice dated 19th January 1961.	Petition pending.
71	H. C. Petition No. 120 of 1961.	R. B. Sharma Versus B. M. C.	For Issue of a write directing the Respondents to withdraw Notice dated 8-4-1961.	Do.
72	H.C.Petition No.67 of 1961	K. L. Kansara Versus B. M. C.	For issue of a write directing the Respondents to withdraw Notice dated 14th December 1960.	Do.
73	High Court petition No. 103 of 1961.	Kalyanji G. Bhagat Versus Dr. Periyar and Others.	For issue of a writ directing the Respondents to withdraw orders dated 9th August 1960 and 23rd March 1961.	Do.
74	High Court Petition No. 78 of 1961.	Ramchandra Dhondiba Bhandare Versus Shri M. G. Pimputkar and Others.	For issue of a write directing the 1st Respondent to quash the order of assignment of symbol "Elephant" to other Respondents at the Municipal General Elections of 1961.	Do.
75	High Court Petition No. 54 of 1961.	George Fernandes Versus The Municipal Commissioner and Another.	For issue of a write directing the Respondents to consider the Petitioner's application to reserve and allot "Tree" or some other symbol for the candidates of the Socialist Party at the Municipal General Election of 1961.	Petition dismissed.
76	High Court Special Civil application No. 238 of 1961.	The Bombay Municipal Subordinate staff Union and Another Versus The Bombay Municipal Corporation and Others.	For setting aside the decision of the Learned Industrial Tribunal regarding the validity of orders issued by the Municipal Authorities in respect of service conditions.	Petition pending.
77	High Court Suit No. 65 of 1961.	Messrs. National Building Craft Company, a Firm Versus Bombay Municipal Corporation.	Suit for damages.	Suit pending.
78	High Court First Appeal No. 202 of 1961.	B.M.C. Versus Gregory S. Drego.	Appeal against the decision of the Learned Chief Judge Small Causes Court, Bombay, reducing the rateable value of the premises in question to Rs. 25.	Appeal pending.
79	High Court Petition No. 140 of 1961.	Ramanlal P. Vyas Versus The Municipal Corporation of Greater Bombay and Others.	Petition challenging the validity of Municipal General Elections held in the month of March 1961	Petition pending.

EDUCATION.

Smt. Kapila T. Khandvala, B.A., B.T. (Bom.), M.A. (U.S.A.), continued to hold the office of the Education Officer, throughout the year, except during the period from 18th May 1960 to 30th September 1960 during which period she was promoted as Ag. Deputy Municipal Commissioner (Sub.) and Smt. U. Karnik, Superintendent, Marathi Schools (North), was looking after the work of Education Officer.

II.—Municipal Schools, Pupils and Teachers.

The number of Municipal Schools and Classes in Greater Bombay at the beginning and at the end of the year was as follows :—

	AS ON 31ST MARCH 1960.				AS ON 31ST MARCH 1961.			
	City.	Suburbs.	Extended Suburbs.	Total	City.	Suburbs.	Extended Suburbs.	Total
Schools ...	379	148	42	569	378	153	41	572
Classes ...	47	37	26	110	49	47	28	124
Total ...	426	185	68	679	427	200	69	696

The following changes took place in the number of schools and classes during the year under report :—

	City.	Suburbs.	Extended Suburbs.	Total.
(1) No. of new Classes opened	1	11	1	13
(2) No of new Schools opened	...	4	...	4
(3) No. of Classes converted into Schools	...	1	...	1
(4) No. of schools converted into Classes	1	...	1	2
(5) No. of Classes amalgamated with Schools

On the principle of providing higher standards for 35 children or more in the City and Suburban Schools and 25 children or more in the outlying far away schools in the Suburban and Extended (Suburban villages or in areas with village conditions, higher standards-eight classes each of Standards V, VI and VII were opened during the year, thus providing facilities for Upper Primary Education.

The total number of Upper Primary (including Vocational) and Lower Primary Schools and Classes was 324 and 372 respectively as against 319 and 360 during the preceding year. The scheme of amalgamation of schools and Co-education introduced during the year 1949 with a view primarily to effecting economy and fostering feeling of fraternity among the pupils, worked smoothly and efficiently and the teachers and pupils worked in harmony and co-operation.

The total number of pupils on Rolls at the end of the year in Municipal Schools in Greater Bombay stood at 3,33,066 (2,35,180 in the City Schools, 76,508 in the Suburban Schools and 21,378 in the Extended Suburban Schools), as against 3,16,105 (2,29,102 City, 68,159 Suburbs and 18,844 Extended Suburbs) in the previous year. Thus there was a net increase of 16,961 pupils in the Municipal Schools. The number of pupils in the Lower Primary Classes was 2,51,130 (1,72,913 in the City, 61,286 in the Suburbs and 16,931 in the Extended Suburbs) and the number of pupils in Upper Primary Classes was 81,936 (62,267 in the City, 15,222 in the Suburbs and 4,447 in the Extended Suburbs). The highest number of pupils on Rolls in Municipal Schools was, however, 3,61,052 (2,54,674 in the City Schools, 83,543 in the Suburban Schools and 22,835 in the Extended Suburban Schools) at the end of August 1960. The number fell to 3,33,066 at the end of March 1961. The average attendance of pupils throughout the year was 2,90,929 (2,08,268 in the City Schools, 65,140 in the Suburban Schools and 17,521 in the Extended Suburban Schools) as against 2,80,777 in the preceding year. A Statement showing Municipal Schools and pupils is given in Appendix No. I.

The total number of teachers in Municipal Schools at the end of the last year was 8,503 out of whom 308 were special teachers. The number stood at 8,403 (with 306 Special Teachers) during the year under report. Out of 8097 Ordinary Teachers, 7311 (i.e. 90.29 per cent.) were trained, as against 7,227 out of 8,195 (i.e. 88.6 per cent.) in the previous year. A statement showing the details of the number of trained, untrained, permanent and non-permanent ordinary teachers in Municipal Schools is given in Appendix No. II.

The requirements of teachers are assessed as per Class-Room Formula, which was finally adopted by the Education Committee, under their Resolution No. 501 of 6-3-1959.

The supervision of Municipal Schools continued to be attended to by the Education Officer, the Superintendents and the subordinate Supervising Officers of the Department. The Supervising Officers paid Educational and Surprise Visits to the schools, inspected the lessons given by the teachers and also the School Records, etc., and made useful suggestions to improve the tone of efficiency and discipline in Municipal Schools.

The work pertaining to the administration of Municipal Schools was attended to, by the Superintendents of the respective vernacular Sides, whose offices were located in the Municipal Head Office Building. It was found desirable to group the Municipal Schools into suitable Beats and these Beats have been further grouped into Divisions. The details are as under :—

Side.	No. of Beats.	No. of Divisions.
Marathi	... 21	5
Gujarati and Hindi	... 7+2	2
Urdu	... 5	1
South Indian, Sindhi and English Primary	... 2	1

The Beat Offices are located in one of the Schools in the Beat and are placed in charge of the Inspectors. The Superintendents and Assistant Superintendents are in charge of the Divisions which consist of one or more Beats. One Clerk is allotted to each Beat.

In the present set up, the Asstt. Superintendents and Superintendents, except Superintendent Aided Schools, have been relieved of the administrative duties in a substantial measure and they have been entrusted with the supervision work of Municipal Schools and Beat Offices in their Divisions. The Inspectors of Municipal Schools, on the other hand, have been delegated adequate powers in the matter of school administration.

The post of Supervisor of Handicrafts and Stores has not been filled in. The Vocational Schools looked after by him have been entrusted to the Inspectors of Municipal Schools.

As usual, the syllabus of studies was divided month by month for the guidance of teachers and for facilitating gradual completion of studies in time as per schedule. Teaching Aids on different subjects were supplied to the schools in order to make teaching more interesting and effective. Additional teaching Aids such as Maps, Charts and Models were also prepared by the teachers themselves. Hindi was continued to be taught in the Upper Primary Classes. Teachers' Diaries and Pupils' Progress Cards and Registers continued to be maintained as usual and parents were kept informed of the progress, conduct and attendance of their wards by forwarding to them the Progress Cards every month. Pupils of Standards I to III were promoted to higher standards at the end of the year on the basis of the results of the Weekly Tests throughout the year. Double Promotion Examinations as per the Rules were conducted in August 1960 by the Supervising Officers. In all 809 i.e. 88.31 per cent. pupils out of the total of 916 pupils who had appeared for the Examination were successful and promoted to higher standards.

Written Examinations of pupils of standards IV to VII were held in the months of March and April 1961 by a Central Examination Board including representatives of the Municipal Teachers' Federation and the Municipal Head Teachers' Association, specially constituted for the purpose. Sub-Committees were appointed by the Board for the purpose of setting the Question Papers on the different subjects and the Sub-Committees forwarded to the Paper Setters selected questions from those received from the schools of different Zones. The Examinations were conducted in the bigger schools and the Answer Books were assessed by the selected teachers at fixed Centres under the supervision of the Supervising Officers. Standardwise Results of the Annual Examinations of Municipal Schools held in March and April 1961 are given in Appendix No. III. A Supplementary Examination will be held in June 1961 for the benefit of those pupils who could not appear at the previous Annual Examination due to circumstances beyond their control.

In all, 15,575 pupils from Municipal Schools (12,265 from City, 2,603 from Suburbs and 707 from Extended Suburbs) appeared for the Primary School Certificate Examination, 1961 and of them 8,172 (6,627 from the City, 1,177 from the Suburbs and 368 from the Extended Suburban Schools) were successful.

The following factors, *inter alia*, hampered the progress of pupils in Municipal Schools :—

- (1) Largeness of certain classes ;
- (2) Lack of suitable school buildings ;
- (3) Inadequate facilities to pupils to study at home ;
- (4) Economic conditions of the parents resulting in irregular attendance and long and continuous absence of pupils ; and
- (5) Shorter sessions—666 Divisions for want of accommodation and 476 due to paucity of funds.

With a view to avoiding over-crowding in classes it was laid down that ordinarily a Class should not have more than 50 pupils to facilitate proper attention to pupils. However, in Schools with big class-rooms the number of pupils in class sometimes reached a figure of 55-60 rendering the Class unwieldy and unmanageable for the Class Teacher. Consequently, the necessity of doing teaching work in detail by giving individual attention could not be fulfilled in some of the schools. On the other hand, in schools housed in hired residential buildings, overcrowding on account of inadequate space was an impediment in the way of efficient instruction. In all about 559 Municipal Schools and Classes were required to be run in two Sessions and more than two sessions for want of sufficient accommodation, and 3408 class-rooms were required to be used twice. This measure, though resorted to as a matter of necessity, has been hampering instruction besides causing a lot of inconvenience to the pupils, teachers and the parents. A programme of construction of new school buildings which is being implemented on a large scale, would, it is hoped, improve the situation considerably in a few years.

The State Government had decided to introduce the teaching of English from Std. V on an optional Teaching of English basis from the year 1960-61 depending upon :

- (a) the local public demand which should be ascertained by the managements of schools and local bodies (Schools Committees, District School Boards, Municipal School Boards, etc.) whose decision in the matter shall be final ;
- (b) the availability of teachers ; and
- (c) the option to children in the matter of learning English.

Accordingly, the question to introduce teaching of English from Standard V in Municipal Schools was considered by the Education Committee and the Education Committee under their Resolution No. 188, dated the 1st July 1960 accorded their sanction to teach English in Municipal Upper Primary Classes during regular school hours. The subject is taught by ordinary matriculate trained teachers without any new appointments.

The existing curriculum for Standards I to VII revised by the Government came into force in the year 1955 and is being followed in the Municipal Schools from June of that year.

As required under proviso of Section 62BB of the Bombay Municipal Corporation and City of Bombay Primary Education (Amendment) Act 1950, the same Text Books which were being used during the previous year, were continued to be used during the year under report in accordance with the directions of Government. Changes in the use of Text Books, wherever effected, were done with the sanction of Government as per the proviso of the above quoted Section of the Act.

The Rahimtulla Currimbhoy Urdu Training Institute for Women continued to function well as usual. The Institute coaches pupils for Junior Primary Teachers' Certificate, a two years course after passing P. S. C. examination. There were 2 Divisions each of First Year and Second Year with 84 and 89 students respectively at the end of the year.

The teaching staff included a Head Mistress, four ordinary instructresses and three instructors for Special subjects like Sewing, Drawing, Hindi, Gujarati etc.

Community Life activities were carried on with enthusiasm. Various extra-curricular activities such as celebration of National Festivals, organising 'one-day canteen' by pupils, Community Lunch, etc., were carried out smoothly. As an out-side activity, a short camp of 2nd year trainees was organised at Mahabaleshwar. Excursions and Picnics were also arranged to places of historical and cultural importance.

At the Annual Examination of 1961, all 84 trainees from 1st year class were promoted to second year class while out of 89 trainees of Second Year, 50 (i.e. 56.1 per cent.) were successful at the P.T.C. Examination held by the Government.

Municipal Urdu Teachers' Training Class which was started in July 1958, continued to function as usual. During the year under report there were 40 trainees in the Class (one year course).

The teaching staff included one Head Master, four ordinary teachers and two special craft teachers.

Out of 40 trainees in the class, 39 appeared for the P. T. C. Examination held by Government and all were successful. There were 37 trainees, who were reverted to the respective schools from 13th August 1960 as per Government Resolution, who appeared for the P. T. C. Examination. They were all successful.

The Gujarati Teachers' Training Class, which was started in July 1958, continued to function as usual for the third year of its starting. During the year under report, there were 40 trainees in the Second Year Class.

At the end of the year, there were three full time and four part-time instructors with one Head Master imparting education to the trainees.

Various extra-curricular activities were carried out by the trainees.

Out of 40 trainees appeared for the P. T. C. Examination held by the Government, 24 were successful.

Out of 7 Ex-trainees who had appeared for P. T. C. examination 1961, 3 were successful.

The class is proposed to be discontinued from the beginning of the academic year i.e. June 1961.

An amount of Rs. 75 per month was given as Loan Scholarship to each of the Municipal teachers, who underwent training at the Municipal Training Class. Those of the Municipal teachers who joined other training colleges were also given similar loan scholarships on their requests.

The amount of interest accrued on various Trusts and Endowment Funds was distributed among the eligible pupils in accordance with the terms and conditions of the respective Trusts.

The progress towards the replacement of old type of furniture and the adequate supply of equipment and teaching aids and materials continued as usual during the year under report. Furniture articles, etc., worth about Rs. 8,78,200 were supplied to the schools during the year under report. Out of this amount, furniture amounting to Rs. 3,66,000 was purchased for schools in old buildings and the cost was met from Revenue Budget 'E' for 1959-60. Furniture costing Rs. 5,12,000 was purchased for schools in new buildings and the cost was met partly from the Revised Estimates for 1959-60 and partly from Budget Estimates for 1960-61 of the Loan Works Budget 'E'. Text Books, slates, slate pencils, exercise books, etc., worth Rs. 20,319 (approx.) were ordered out during the year for being distributed to poor and deserving children in the Municipal Schools. Educational aids viz., maps, charts, drawing articles, game materials, gardening implements, etc., costing about Rs. 29,000 were purchased during the year.

The number of Municipal owned school buildings at the beginning of the year was 109 out of which 38 were in the City, 45 in the Suburbs and 26 in the Extended Suburbs. 6 new school buildings were built during the year under report at Gokhale Road (South), Parel, Mahalaxmi, Sion Koliwada, Rajawadi Ghatkopar and Kandivali. Thus, the number of Municipal owned school buildings rose to 115 (42 in the City, 46 in the Suburbs and 27 in the Extended Suburbs). The construction of school buildings at the following places is nearing completion and the buildings will be made available for housing schools during the next academic year :—

(1) Wadala (2) Maratha Hospital Compound (3) Coregaon West and (4) Chembur Housing Colony. Extension to eight school buildings was carried out during the year under report and the work of extension to 4 buildings is in progress. 218 Schools (including classes) were housed in the Municipal owned school buildings.

463 schools (including classes) were accommodated in rented buildings, which were originally meant for residential purpose and thus continued to be a handicap, more so, for want of proper and timely repairs which the landlords are rather reluctant to carry out. 15 schools were housed in rent free buildings. While the number of pupils in Municipal Schools has been increasing from year to year, it has become practically impossible to acquire additional accommodation except by way of constructing new school buildings or extending existing ones. Alive to this problem, the Department is making a steady and planned progress towards the construction of new school buildings, extension of the existing ones as stated above and the acquisition of private plots and structures wherever possible.

III.—Municipal Aided and Recognised Schools

On 1st April 1960 there were in all 337 Municipal Aided Schools out of which 223 were in the City, 71 in Aided Schools and the Suburbs and 43 in the Extended Suburbs. Following changes took place in the Pupils in them. number of schools during the period under report. :—

New Registration granted	... 12 Schools*
Registration and Recognition withdrawn	... 2 Schools (City).
Amalgamated with another Aided School	... 1 School (City).
Transferred to Unaided Schools	... 1 School (Ext. Subs.).
Closed down	... 1 School (Ext. Subs.).
Amalgamated with Secondary School	... 1 School (Ext. Subs.).

* (8 City, 2 each in Subs. and Extended Subs.)

Thus on 31st March 1961, the number of aided Schools was 343 (228 in City, 73 Suburbs and 42 Extended Suburbs).

The number of pupils in Aided Schools in the City, Suburbs and Extended Suburbs increased during the year under review from 96,461 to 1,00,402 as per details given in Appendix No. IV. The average number of pupils on Rolls in Aided Schools during the year was 99,625 as against 95,591 in the previous year, the average daily attendance being 90,498 (i.e. 91 per cent.) as against 87,159 (i.e. 91.2 per cent.) of the previous year.

The total number of teachers in Aided Schools as on 31st March 1961 was as follows :—
Teachers in Aided Schools.

	City.	Suburbs.	Ext. Subs.	Total.
Ordinary Teachers	... 1,822	635	332	2,789
Special Teachers	... 385	112	38	535
Total	... 2,207	747	370	3,324

Out of 2789 Ordinary Teachers, 1930 were trained and 859 were untrained as against 2750 ordinary teachers in the preceding year, out of whom 1879 were trained and 871 were untrained. The percentage of ordinary trained teachers in Aided Schools to the total number of ordinary teachers worked out to 69.20 which compared unfavourably with the percentage of trained teachers in Municipal teachers which is 90.29.

The Superintendent, Aided Schools, was assisted in his work by an Assistant Superintendent and seven Inspecting staff of the Inspecting Officers. Educational work of the Aided Schools was observed, checked Aided Schools. and guided by Surprise visits, inspection visits, etc., by the Inspecting Officers. Their registers and records were checked by the clerical staff of the Aided Section. Some of the Officers of the other Sections also assisted the Superintendent, Aided Schools, in his work of Annual Educational Inspection of the Aided Schools.

The power of administering grants to Aided Schools vests in the Corporation under Section 62.C(3) of the Bombay Municipal Corporation Act. The rate of the maximum admissible expenditure per pupil per annum in respect of the Aided Schools is Rs. 50. The total Grants to Aided Schools. amounts of grants assessed as per rules in favour of the Aided Schools for the year under report amounted to Rs. 9,13,897 for the City Schools, Rs. 3,45,921 for Suburban Schools and Rs. 1,51,744 for Extended Suburban Schools, as against the corresponding figure of Rs. 8,74,506, Rs. 3,07,203 and Rs. 1,41,914 respectively of the previous year. As the provision of amount in the Budget fell short of the amounts assessed, cuts to grants assessed in favour of certain schools were applied on the basis of the income, the admissible expenditure and the total expenditure of the schools concerned. Wherever the income of fees exceeded the mean of the total expenditure and the full admissible expenditure, no grant was payable to such schools as per formula applied last year. However, this year such schools were allowed token grants at 10 per cent of the assessed grant. The amount of grants to be paid to Aided Schools is Rs. 5,25,722 for City and Suburbs and Rs. 63,318 for Extended Suburbs vide E.C.R. No. 562 dated the 16th March 1961 and C. R. No. 2382 dated the 28th March 1961, which will be paid to the schools from the Renewed Grants for 1961-62. As the grant provided for Extended Suburban Schools fell short of the amount proposed by Rs. 13,318 the deficit was proposed to be met from savings from City-Suburban Budget provision for 1960-61.

The grant was not assessed in case of three schools mentioned below for the reasons given against those schools :—

Name of School.	Reasons.
(1) Kannad Free Night School.	... Account not submitted.
(2) Sharda Vijay Kannad English Free Night School...	Dispute re : proprietorship of the school yet unsettled.
(3) Shishu Vikas Mandir, Borivali	... Accounts not submitted by the school.

The total expenditure incurred by the Aided Schools and the average cost per pupil to the Corporation by way of grants for the year 1960-61 with comparative figures of the previous years are given in Appendix No. V.

Expenditure incurred by aided schools and the cost per pupil.

Several grievances were received from teachers against the school managements during the year under report. These were attended to by the Inspecting Officers and the Incharge Superintendent. In the absence of any definite rules governing the service conditions of teachers in the Grant-in-Aid Code, it is found difficult to prevail upon the Managements to settle disputes early. However, persuasive methods were applied and in most of the cases the school authorities settled the complaints of their teachers amicably.

The Inspecting Officers laid special emphasis this year on the planning of class work by the teachers. Note books and other records in this behalf were scrutinized and the teachers were given proper guidance. Attention was also paid to the organising of the school libraries so that pupils may derive substantial benefit from the Libraries.

A revised draft Grant-in-Aid Code, which was finalised by the Education Committee and the Corporation, will be put into force after the sanction of the State Government, which is awaited.

Besides the Aided Schools, there were 107 other schools (67 in the City, 20 in the Suburbs and 20 in the Extended Suburbs) which were recognised but which did not receive Aid from the Corporation. About 837 teachers (623 in the City, 95 in the Suburbs and 110 in Extended Suburbs) were working in these schools imparting education to about 20,621 pupils (15,227 in the City, 2,625 in the Suburbs and 2,769 in the Extended Suburbs).

IV—Free and Compulsory Primary Education

The work of enforcement of compulsion was being looked after by the Assistant Special Attendance Officer.

The Triennial Census of children of compulsory school going age fell due in 1960 in pursuance of the Government Resolution (Education Department) No. PRE-6356-F, dated 24-12-1958 under the recently amended Rule No. 5 (1) of Section No. 18 of the City of Bombay Primary Education Act 1920 according to which the Bombay Municipal Corporation should prepare once in every three years, a Census Register of all the children of compulsory age, attending as well as non-attending in newly introduced form 'B'.

The work was started with the help of 98 Head Enumerators, 846 Enumerators and 98 Peons in City, Suburbs and Extended Suburbs, simultaneously.

The Triennial Census revealed that there were 56,981 (35,556 in the City, 14,240 in the Suburbs and 7,185 in the Extended Suburbs) non-attending children in Greater Bombay in age range of 3 and 6.

The non-attending compulsory age children found in Greater Bombay were 16,061 (8,469 in the City, 5,495 in Suburbs and 2,097 in Extended Suburbs).

Through the efforts of the enumeration staff about 20,000 new children were admitted in the primary schools.

Propaganda for the Census and Compulsion work was carried on by leaflets, propaganda vans etc.

Detailed Census Report is under preparation.

V—Vocational Education

The Municipal Vocational Upper Primary Schools which prepare pupils for the Primary School Certificate Examination continued to function satisfactorily during the year under report.

Vocational Schools and their Progress. The Director of Technical Education has agreed to grant recognition to the Municipal Printing Class at Foras Road, provided arrangements are made in the Class for teaching III Year Typography Course. There were 23 Vocational Classes in 11 Vocational Schools during the year under report. Out of these, 10 taught Carpentry, 5 Tailoring, 2 Clay Modelling and 1 each Sign Board Painting, Clock Repairing, Book Binding, Toy making, Carpet Weaving and Printing.

Instruction in Weaving and Cardboard Modelling is also given in some Classes of the Lower Primary Schools in the Suburbs. All these Handicrafts Classes worked under the direct supervision of the Supervisor of Handicrafts and Stores. Out of a total number of 54 Craft Teachers, 29 were for Carpentry, 18 for Tailoring and one each for Sign Board Painting, Clock Repairing, Book Binding, Printing, Clay-modelling, Toy making and Carpet Weaving. The post of Supervisor of Handicrafts and Stores has been found superfluous as the relevant duties of the post have been assigned to the respective Inspectors and Divisional Officers.

The Exhibition of Sewing Work and Handicrafts articles held in the month of April 1960 was opened at the hands of Shri J. K. Joshi, Chairman, Education Committee of the Corporation. The sale proceeds of exhibits amounting to Rs. 7,946 were credited to the Municipal Treasury.

VI—Physical Education

The Government Syllabus in Physical Education for Lower Primary and Upper Primary Schools in the State continued to be followed in Municipal Schools this year also with suitable modifications to suit local conditions which are the direct result of shortage of open spaces and playgrounds adjoining the schools. In three schools—Hindu Colony Marathi, Gamdevi Gujarati and Iammwada Urdu the new curriculum prepared by this Department was introduced as an experimental measure. Five periods per week for Standards I to IV and three periods per week for Standards V to VII were assigned for Physical Education. Pupils of standards V to VII of Vocational Schools, who had to learn Crafts were exempted from Physical Education as they had to put in strenuous work during the periods of Craft learning. Separate time-tables were continued to be maintained in schools for physical Education and the Senior Supervisor, Physical Instruction, assisted by other 8 officers of the Department, guided the teachers in efficiently imparting Physical Education in Schools by paying frequent visits.

Appendix No. VI gives the information regarding Physical Education in Municipal Schools.

Following were the main activities of the Physical Education Section during the year under report :—

(i) Annual Sports

The Sports Competitions of the pupils of Municipal Schools of all Sides were held in common in the months of November-December 1960 at 31 Centres—20 in the City, 8 in the Suburbs and 3 in the Extended Suburbs. Final Sports were held at Purandare Stadium, Dadar, on 23rd December 1960. The Prize Distribution Ceremony of the Annual Sports was held on 28th February 1961 at the Gilder Tank Playground under the Presidentship of Shri D. Z. Palasagar, Minister for Urban Development, Government of Maharashtra. The function was attended by distinguished people, Municipal Officers and Corporators. This year championship cups were won by the following schools :—

- | | |
|--------------------------------------|--|
| (1) Dr. Khurshedji J. J. Byramji Cup | ... Wadala L. P. U. P. Marathi School. |
| (2) Jal Engineer Cup | ... New Mill Ward Marathi School No. 1, Kurla. |
| (3) Mirchandani Cup | ... Dadar Urdu School. |
| (4) Smt. Malandkar Cup (For Boys) | ... Grant Road U.P. Marathi School. |
| (5) Smt. Malandkar Cup (For Girls) | ... Sion U. P. Marathi School. |

(ii) Mass Drill Displays :

This year only 2 Mass Drill Displays one of the City Schools and the other of the Extended Suburban Schools were organised during the year under report. Mass Drill Display at Shivaji Park (City) was held under the Presidentship of Shri R. G. Kharat, Municipal Councillor on 21st January 1961 wherein about 2,000 pupils from 30 schools took part. Display at Borivali was held on 24th January 1961 under the Presidentship of Shri Ishwarlal Parekh, wherein about 800 pupils from 10 schools participated.

The Displays among other items, included Swagat Geet, March Past, Exercises, etc., and the distinguished guests expressed their satisfaction at the discipline displayed by the children of Municipal Schools.

Besides the Mass Drill Displays, Physical Demonstrations of three selected schools (Hindu Colony Marathi, Gamdevi Gujarati and Imamwada Urdu) where the syllabus in Physical Education was tried, were organised.

(iii) Physical Training Class :

Physical Training Class was conducted this year at the Gilder Tank to train teachers in Physical Education from November 1960 to March 1961. The whole Syllabus of Physical Education was covered during the course. More stress was given on practicals and theory. The trainees were examined in theory and practicals and certificates were given to the successful trainees. 80 teachers took the benefit of this training class. One day camp of trainees was arranged at Vihar Lake in order to acquaint the trainees with the technique of organising camps, picnics, etc, for school children.

On the concluding day of the course, a grand demonstration of all the activities taught in the Camp was displayed by the trainees at a small function, presided over by Smt. K. Khandvala, Education Officer.

(iv) Bal Din (Children's Day) :

14th November is celebrated as Bal Din all over the country. On a request being made by the State Government to give an item of Mass Demonstration on this occasion, a demonstration was organised on St. Xavier's College Cymkhana grounds on November 14, 1960 wherein 2,000 Municipal school children took part.

(v) Queen Elizabeth's visit :

During the visit of Her Majesty Queen Elizabeth, to the City of Bombay, a Mass Rally of school children was organised at Vallabhbai Patel Stadium on 24th February 1961 when a Folk Dance (Koli Nritya) of about 1,100 pupils from 35 Municipal Schools was a highlight of the programme which was appreciated by one and all.

National Discipline Scheme.

The National Discipline Scheme, which was put in force in November 1956, was discontinued from 18th January 1961 and the members of the staff working under the Scheme were transferred to the Union Government.

VII.—Scout and Guide Movement.

The Boy Scout and Girl Guide Movements continued to flourish in Municipal Schools as usual. Shri Boy Scouts and Girl Guides. M. V. Donde, B.A., M.L.C., and Smt. K. Khandvala, Education Officer, continued to hold the Offices of the Assistant State Commissioner (Scouts) and Assistant State Commissioner (Guides) respectively, during the year. Shri V. K. Tembe and Dr. N. N. Shah, held the Offices of the District Commissioner (Scouts), South and North respectively while Smt. Khadija Shuffi Tyabji continued to hold the office of District Commissioner (Guides) for South. The post of District Commissioner (Guides) North is lying vacant due to sad demise of Smt. M. Malandkar, since 7th December 1959.

The number of Scout Troops and Cub-packs at the end of the year was 165 and 35 respectively and that of the Scouts and Cubs was 4,008 and 960 respectively. The number of Girl Guide Companies and Flocks at the end of the year was 88 and 4 respectively. The number of Guides and Bulbuls in them was 2,112 and 3,408 respectively.

The activities of both the movements continued to be carried on as usual.

Following are some of the important activities carried on during the year :—

(i) Scout-Guide Week

The Seventh Scout Guide Week was celebrated from 27th November 1960 to 4th December 1960. During the week a small exhibition of Scout-Guide Crafts was arranged at Shivaji Park Scouts Pavilion.

Nearly 30 Scout-Guide teachers donated their blood for the Blood Bank which was one of the items during the week.

(ii) The Third All-India Jamboree

This time, the Jamboree was held at Bangalore from 27th to 31st December 1960. A batch of 16 Scouts, 16 Guides, 3 Scout-Masters, 2 Guide Captains with Assistant Organising Commissioners (Boy Scouts) and Girl (Guides) and the Assistant State Commissioner Guides (Smt. Khandvala) attended the Jamboree. The Jamboree was inaugurated by H. H. the Maharaja Shree Jaya Chamraja Wadiyar, Governor of Mysore. Lady Baden Powel, Chief Guide of the World was present at the Jamboree.

(iii) Scout-Guide Rally

The Fifth Rally of the Maharashtra State Bharat Scouts and Guides was held on 29th and 30th December 1960 at the Kancharanganga Sub-Camp of the Jamboree, Bangalore. 7 Scouts and 4 Guides from Municipal Division participated in the Rally.

(iv) Patrol Leaders' Training Camp for Scouts and Guides.

A Patrol Leaders' Training Camp for Scouts and Guides was organised at Bahirambaug, Jogeshwari, from 23rd to 27th January 1961. 100 Scouts and 100 Guides were selected from different troops and companies. Training upto IInd Class in Scouting and Guiding was given in the Camp. Republic Day was celebrated in the camp in a befitting manner.

(v) Annual Sports.

Annual Sports of the Scouts and Guides were held in the month of February 1961. The winners in the Sport Competitions were awarded prizes in the form of brass utensils. About 1500 Scouts and Cubs participated in the sport competitions.

(vi) Annual Scout-Guide Rally

The Annual Scout-Guide Rally was held on 7th March 1961 at Gilder Tank Playgrounds, under the Presidentship of Smt. Laxmidevi Muzumdar, Chief Commissioner, Guides. Nearly 5,000 to 6,000 Scouts and Guides attended the Rally.

VIII.—Finance

The principal sources of income of the Primary Education Department are (i) five times the actual net realisations of the Corporation in the preceeding year under the Head of General Tax (including arrears and payments in advance) divided by the rate fixed for the General Tax for the said financial year, (ii) Government Grants towards Primary Education and (iii) other Miscellaneous Receipts. The Budget Estimates of the Education Fund for 1960-61 were prepared and submitted by the Municipal Commissioner to the Education Committee in the month of November 1959 as required under Section 126C of the Bombay Municipal Corporation Act. The income for the year 1960-61 was estimated at Rs. 2,32,13,956 showing an increase of Rs. 12,85,613 over the Budget Estimates of the previous year. The increase was mainly due to an estimated rise in the receipts from (i) General Tax and (ii) Increased receipts under Education Cess, (iii) increase on investment of Surplus Monies, (iv) Government Grant for Extended Suburbs and (v) Miscellaneous Receipts. The estimated expenditure for 1960-61 was placed at Rs. 2,32,13,956. Thus the Budget Estimates for 1960-61 was a balanced one. The Budget Estimates were adopted by the Education Committee and the Corporation with certain changes.

On closing the account for the year 1960-61 the actual closing balance amounted to Rs. 26,47,539.07 (after increase of Rs. 24,523 in Reservation for Renewed Grant).

The details regarding the Municipal Grants, Government Grants and other Miscellaneous Receipts are as follows :—

	Municipal Grants	Government Grants	Other Miscellaneous Receipts inclusive of Education Cess
	Rs.	Rs.	Rs.
City	1,22,46,117.00	50,61,900.00	48,27,942.53
Suburbs	21,37,098.00		
Extended Suburbs	7,35,435.61		
Total	1,51,18,650.61	53,11,900.00	50,75,114.65

The total expenditure for the year amounted to Rs. 2,44,46,582.66 the excess amount reserved for the charges for the year being Rs. 24,523. The closing balance stood at Rs. 26,47,539.07 (after increase of Rs. 24,523 in Reservation for Renewed Grant).

The Grant paid by Government to the Corporation towards the cost of Primary Education amounted to Rs. 53,11,900.00 including the amount for the Suburban Schools and Rs. 2,50,000.00 for Extended Suburban Schools. The statement showing the average cost per pupil and average cost per pupil is given in Appendix No. VIII.

X.—General.

***School Health Service.**

The total number of books at the end of the year was 20,936 as against 19,288 in the previous year. The **Municipal Teachers' Library.** total number of magazines and periodicals subscribed was 57. The total number of books issued was 10,968 showing an average of 38 books per day. List of additions of new books continued to be circulated to all Municipal Schools with a view to keeping the teaching staff informed of the latest additions to the Library. 127 new members were enrolled during the year under report.

The use of Municipal school premises for running Government Milk Centres and for conducting Social **Gratis use of school Premises.** Education Classes, Hindi Classes, Night Schools, etc., under the auspices of Educational and Social Welfare Institutions was continued to be allowed gratis or at nominal fees outside regular school hours on prescribed conditions with the consent of the landlords of the buildings concerned.

Extra curricular activities in Municipal Schools continued to receive active attention of this Department as an essential and important aspect of Primary Education, necessary for inculcating the **Extra-Curricular Activities.** qualities of social service, patriotism and good citizenship amongst the pupils. The following were some of the main extra-curricular activities conducted during the year under report in the Municipal Schools :—

(a) **Educational Film Shows :** Educational Film Shows on different educational and general topics were shown to the pupils of Municipal Schools in co-operation with the Public Relations Officer, Bombay Municipal Corporation. Bombay State Women's Council had arranged film shows during the vacation and holidays at nominal rates and a good number of Municipal school children took advantage of the same. The United States Information Service had also arranged educational film shows at USIS auditorium for the benefit of Officers and teachers.

(b) **Sharad Utsav (Autumn Festival) :** The Sharad Utsav (Autumn Festival) which has become a regular annual feature for the Municipal Schools, was celebrated this year at 14 centres—8 in the City, 3 in the Suburbs and 3 in the Extended Suburbs.—in the month of December 1960. Each function was presided over by some prominent personality in the City, Municipal Councillor or Educationist.

The Central Sharad Utsav Function in North was held at St. Stanislaus High School, Bandra on Tuesday, the 20th December 1960 and was presided over by Miss Sulabha Panandikar, *Ex-Director of Education, former Bombay State.*

The Central Sharad Utsav Function in South was held at Bharatiya Vidya Bhavan, Chowpatty on Thursday, the 22nd December 1960 and was presided over by Shri V. N. Desai, Mayor of Bombay.

At both these functions best items of cultural programmes from different centres were presented.

At both these functions Silver Shields were given to the best and cleanest schools in different Wards.

The cultural items at various group functions included folk songs and dances, dramatic skits, action songs simple dance ballets, etc., These programmes were highly appreciated by the audience as the children performed and acted with great enthusiasm, skill and poise. The exhibition of educational charts and Aids at Grant Road, Gokhale Road (South), Kandivali and Chembar Centres was also appreciated by all those who paid visits and took keen interest in the topics.

This year, a coloured Documentary Film of the best items presented by different groups was taken by Public Relations Department of the Corporation through Messrs. Chitra Tarang, Bombay. This was a new feature.

(c) **School Anniversaries :** School Anniversaries, Dassara Festival, Independence Day and Republic Day were celebrated in a number of Municipal Schools, when special invitations were given to parents so as to bring them in closer contact with the teachers and with a view to getting better co-operation from them. Lectures, Elocution Competitions and Variety Entertainments were arranged on these occasions.

(d) **Democracy in Schools and Model Schools :** Class Panchayats (Prefect Courts) and school Parliaments were introduced in a number of schools with a view to inculcating a sense of discipline and self-government amongst the pupils. Distribution of classes into groups and formation of houses and societies was encouraged in a number of schools. In the Societies and groups, pupils co-operatively celebrated the functions, edited manuscript magazines, recited poems, narrated tales, pursued their own hobbies and interest.

(e) **Excursions :** Excursions by pupils and teachers of Municipal Schools to places of educational and historical importance continued to receive due encouragement of the Department. Pupils of Municipal Schools continued to pay visits to Bal Bhavan on fixed dates according to a planned programme during the year.

Meetings of the Supervisory Officers of the Department continued to be held during the year under **Staff Meetings.** report, under the Chairmanship of the Education Officer for discussing improvement in Municipal Schools and problems of day-to-day administration. Sub-Committees of officers were formed for discussing special problems of education or administration and evolving common rules and procedure. The Education Officer periodically granted interviews to the representatives of the Municipal Teachers' and Peons' Associations with a view to acquainting herself with the problems and difficulties of the employees concerned and helping in solving the same wherever possible.

K. KHANDVALA,
Education Officer.

* Information regarding school health service is given in the report of Executive Health Officer & Dy. Ex. Health Officer under chapter No. (5) Hygiene.

APPENDIX No. 1

Municipal Schools and Pupils

Class of Schools	Number on 31st March 1960		Number on 31st March 1961	
	Schools	Pupils	Schools	Pupils
CITY				
Marathi	... 162+6 Classes	1,44,717	162+1 Class	1,50,566
Gujarati	... 69+8 ..	34,904	69+8 Classes	34,417
Urdu	... 78+11 ..	29,697	78+11 ..	30,022
Hindi	... 32+1 Class	10,927	33+2 Classes	10,935
Tamil	... 7+6 Classes	1,778	7+7 Classes	1,650
Malayalam	.. 2 Classes	56	2 ..	48
Telugu	.. 7+1 Class	1,364	7+3 Classes	1,735
Kannad	.. 11+10 Classes	2,453	11+10 Classes	2,624
English Primary	... 6+1 Class	2,267	6+1 Class	2,294
Sindhi	... 7+1 ..	939	5+3 Classes	889
Total	... 379+47 Classes	2,29,102	378+49 Classes	2,35,180
SUBURBS				
Marathi	... 60+4 Classes	38,434	61+4 Classes	43,913
Gujarati	... 34+4 ..	13,747	35+4 ..	14,759
Urdu	... 26+7 ..	7,519	27+7 ..	8,473
Hindi	... 20+2 ..	5,306	22+3 ..	5,527
Tamil	... 2+5 ..	632	2+9 ..	816
Malayalam	... 2 ..	92	3 ..	110
Telugu	... 3 Classes	194	4 ..	226
Kannad	... 2+8 Classes	664	2+10 ..	988
Sindhi	... 4+2 Classes	1,571	4+3 ..	1,696
Total	... 148+37 Classes	68,159	153+47 Classes	76,508
EXTENDED SUBURBS				
Marathi	... 22+15 Classes	10,438	21+16 Classes	11,555
Gujarati	... 12	5,396	12	6,435
Urdu	... 4 Classes	429	4 Classes	447
Hindi	... 4+1 Class	1,232	4+2 Classes	1,448
Tamil	... 1+3 ..	375	1+3 Classes	414
Malayalam	... 1 Class	39	1 Class	50
Kannad	... 1 ..	53	1 ..	73
Sindhi	... 3+1 Class	882	3+1 Class	956
Total	... 42+26 Classes	18,844	41+28 Classes	21,378
Grand Total	... 569+110 Classes	3,16,105	572+124 Classes	3,33,066

APPENDIX No. II

Statement showing the number of Trained, Untrained, Permanent and Non-Permanent Ordinary Teachers in Municipal Schools according to Sides—1960-61.

Class of Schools.	Trained.		Untrained.		Total.		Grand Total
	Permanent.	Non-permanent.	Permanent.	Non-permanent.	Permanent.	Non-permanent.	
CITY							
Marathi	2,823	588	101	...	2,924	588	3,512
Gujarati	699	157	41	8	740	165	905
Urdu	401	107	173	131	574	238	812
Hindi	207	60	37	3	244	63	307
Tamil	35	5	5	1	40	6	46
Malayalam	2	1	2	1	3
Telugu	24	5	13	1	37	6	43
Kannad	46	10	12	1	58	11	69
English Primary	27	7	17	5	44	12	56
Sindhi	21	1	1	1	22	2	24
Total	4,285	941	400	151	4,685	1,092	5,777
SUBURBS							
Marathi	718	186	32	...	750	186	936
Gujarati	291	59	17	2	308	61	369
Urdu	102	17	44	56	146	73	219
Hindi	102	36	20	3	122	39	161
Tamil	17	1	1	...	18	1	19
Malayalam	3	1	3	1	4
Telugu	6	6	...	6
Kannad	15	10	1	...	16	10	26
Sindhi	34	...	6	3	40	3	43
Total	1,288	310	121	64	1,409	374	1,783
EXTENDED SUBURBS							
Marathi	193	80	12	—	205	80	285
Gujarati	96	51	17	—	113	51	164
Urdu	7	1	2	1	9	2	11
Hindi	22	4	12	1	34	5	39
Tamil	10	1	...	—	10	1	11
Malayalam	1	—	1	...	1
Kannad	1	1	1	1	2
Sindh.	18	1	2	3	20	4	24
Total	348	139	45	5	393	144	537
Grand Total	5,921	1,390	566	220	6,487	1,610	8,097

APPENDIX No. III

Results of the Examinations of Municipal Schools.

(1) Annual Examinations—1961.

Standard.	No of Pupils on Roll.	Number Appeared	Number Promoted	Percentage.
I	80,612	76,835	56,788	73.90
II	62,558	60,412	49,738	82.33
III	55,718	54,140	44,620	82.41
IV	52,242	48,894	35,246	72.08
V	34,230	32,040	24,170	75.43
VI	27,790	26,156	20,779	79.51
VII	19,916	18,279	16,087	88.00
Total ...	3,33,066	3,16,756	2,47,428	78.08

(2) P.S.C. Examination—1961.

SIDE	CITY.			SUBURBS.			EXTENDED SUBURBS.		
	Appeared.	Passed.	Percentage	Appeared	Passed.	Percentage	Appeared	Passed.	Percentage
Marathi ...	9,232	5,101	55.2	1,981	952	48.2	540	287	53.1
Gujarati ...	1,349	695	52.2	405	120	29.6	136	59	43.3
Urdu ...	1,271	522	41.7	125	34	27.2
Hindi ...	337	253	75.07	92	68	73.9	31	22	70.7
South Indian.	65	52	80.00
Sindhi ...	11	4	36.3
Total ...	12,265	6,627	54.00	2,603	1,177	45.00	707	368	52.00

APPENDIX No. IV.

Municipal Aided Schools and Pupils.

Class of Schools.	On 31st March 1960		On 31st March 1961	
	No. of Schools.	Pupils.	No. of Schools.	Pupils.
City.				
Marathi	40	10,487	43	10,597
Gujarati	97	20,849	94	20,238
Urdu	10	2,445	11	2,694
Hindi	8	2,845	8	2,975
Sindhi	8	1,800	8	1,743
Tamil, Telugu, etc.	4	2,813	4	2,740
Kannad	1	270	1	280
English	41	18,548	44	19,455
Miscellaneous	2	301	2	234
Gujarati Night	1	83	1	93
Marathi Night	1	37	2	190
Urdu Night	1	66	1	33
Kannad Night	8	606	8	757
English Night	1	218	1	212
Total	223	61,368	228	62,241
Suburbs.				
Marathi	7	2,005	9	2,707
Gujarati	18	5,844	18	5,907
Urdu	2	151	2	154
Hindi	8	1,506	8	1,544
Sindhi	2	446	2	469
Tamil	3	903	3	880
English	28	12,385	28	13,770
Gujarati Night	2	89	2	47
English Night	1	280	1	194
Total	71	23,609	73	25,672
Extended Suburbs.				
Marathi	9	1,613	7	1,320
Gujarati	17	5,441	17	6,402
Hindi	7	1,185	7	1,260
Tamil	1	165	1	205
English	9	3,080	10	3,302
Total	43	11,484	42	12,489
Grand Total	337	96,461	343	1,00,402

APPENDIX No. V.
Expenditure, Average Cost etc. Regarding Aided Schools.

	Average No. of Pupils on Roll.	Total expenditure incurred by Aided Schools.	Cost per pupil to the Corporation.
	Rs.	Rs.	Rs.
City and Suburbs—			
1958-59	81,174	54,67,403	5.8
1959-60	87,456	5,25,722	6.01
Extended Suburbs—			
1958-59	11,242	5,33,435	4.1
1959-60	12,169	63,318	5.20

APPENDIX No. VI.
Information re : Physical Education in Municipal Schools.

Total number of Schools and Classes	696
Number of Schools imparting Physical Education on Playgrounds	242
Number of Schools imparting Physical Education in open spaces	196
Number of Schools imparting Physical Education in Class-rooms	258
Total number of pupils	3,33,066
Total number of Pupils taking Physical Education	2,29,661
Total number of ordinary Teachers	8,097
Total number of Teachers trained in Physical Education	1,136
Total number of untrained Teachers	6,961

APPENDIX No. VII.

Names of Schools winning Shields and Cups in Annual Scout-Guide Sports.

SCOUTS.	
(1) Shri Dorab Tata Shield	.. New Mill Ward Kurla No. 1 Marathi
(2) Sir Byramjee Jijibhoy Cup	... Thakurdwar U. P. Marathi No. 1.
(3) Sir Boman Behram Cup	... West Khetwadi Marathi
(4) Shri K. B. Rele Cup	.. Lower Parel Hindi
(5) Sheth Dwarkadas Tribhuvandas Cup	... Matunga Marathi
(6) Prof. V. G. Rao Cup	... Dadar Kumbharwada Marathi
(7) Shri Raja Maharaj Singh Cup.	... Mazgaon Hindi
(8) Lady Dorab Tata Cup	... Dadar Urdu
(9) Smt. Malandkar Cup	.. Ghatkopar Marathi.
GUIDES.	
(1) Smt. Tehmina Motiwala Cup	... Dadar Kumbharwada Marathi
(2) Sir Raja Maharaj Singh Cup.	... Petit Bandra Marathi
(3) Smt. Manoramabai Malandkar Cup	... Sarang Street Urdu
(4) Smt. Shuffi Tyabji Cup	... West Khetwadi U. P. Marathi
(5) Shri M. N. Talpade Cup	... Dadar Urdu Upper Primary
(6) Sir Raja Maharaj Singh Cup	... i) Sarang Street Urdu ii) Kandewadi U. P. Marathi

APPENDIX No. VIII.
Average Cost per Pupil.

	Average cost per pupil for the year.
City and Suburbs :	
(a) According to the number of pupils on roll on 31-3-1960 (2,97,261)	... 72.67
According to the number of pupils on roll as on 31-3-1961 (3,11,688)	... 74.83
(b) According to the average attendance of pupils for the whole year (1959-60) (2,65,223)	... 81.45
According to the average attendance of pupils for the whole year (1960-61) (2,73,408)	... 85.30
Extended Suburbs :	
(a) According to the number of pupils on roll on 31-3-1960 (18,844)	... 49.77
According to the number of pupils on roll as on 31-3-1961 (21,378)	... 52.49
(b) According to the average attendance of pupils for the whole year 1959-60 (15,554)	... 60.30
According to the average attendance of pupils for the whole year 1960-61 (17,521)	... 64.05

RESEARCH UNIT

Smt. Madhuri R. Shah, B.A., (Hons.) M.Ed., Ph.D. (Bombay) Ph. D. (London) was in-charge of the Research Unit throughout the year except for the period when she was on study leave to U. S. A. from 26th March, 1960 to 16th November, 1960 and Smt. V. M. Nadkarai B.A., B.T., D.L. (Bombay) M.Sc., (Education) (California) officiate for the period.

The Research Officer carried out the following studies during the year :—

(1) A longitudinal study of wastage and stagnation was continued. In this study an effort is made to determine the extent of wastage and stagnation in Primary Schools, the reasons for such wastage and stagnation, the relation, if any, between stagnation and wastage, their relation to the age of the children, the subject in which children commonly fail, the reasons thereof and other similar aspects of the problem which arise in the course of the investigation. The study covered the progress of about 6,000 children enrolled in Standard I in different years between 1950 to 1957. The children were to be followed up for periods varying from four to eight years about 2,000 of whom have been traced and followed up. Six groups were selected for the purpose as under :—

Group I.—960 children enrolled in 14 schools in 1950 in Standard I to be observed upto April, 1958.

Group II.—1,077 children enrolled in 16 schools in 1953 in standard I to be observed upto April, 1958.

Group III.—1,058 children enrolled in 16 schools in 1954 in standard I to be observed upto April, 1958.

Group IV.—1,008 children enrolled in 16 schools in 1955 in standard I to be observed upto April 1962.

Group V.—1,018 children enrolled in 16 schools in 1956 in standard I to be observed upto April 1962.

Group VI.—1,043 children enrolled in 16 schools in 1957 in standard I to be observed upto April 1962.

A random stratified sample of 16 schools was selected.

A random stratified sample of 16 schools was selected for study. The sample includes 3,578 Marathi 1,093 Gujarati, 844 Hindi and 669 Urdu speaking children. The investigation which is going to be continued will study details like the causes of failure, ways of minimizing stagnation by suggesting changes in the curriculum, teaching methods, training of teachers and other allied problems.

(2) The programmes of Intelligence Testing in the selection and recruitment of teachers was continued during the year under review. A comparative study was undertaken to find the relationship between the performance of teachers on an intelligence test and their over-all teaching work as rated by the Officers of the Research Unit as well as Supervisory Officers and Head Teachers. A sample of the tested candidates who were rated between high and very low was selected and their teaching work is being observed with a view to evolving objective methods of selection of teachers.

(3) A study of the educational implications of the introduction of short sessions of about two hours in Standard I and Standard II in Municipal Schools with reference to the comparative achievement of children reading in Municipal Schools with longer session was taken. The study of 1,319 children in 32 divisions in 16 Municipal Schools was completed in 1959 and a report submitted to the Research Advisory Committee on 11th March 1960. The Committee recommended that the further study of a sample of about 1,200 children studying in short and double sessions on Marathi and Gujarati sides in Standard I should be undertaken with a view to compare the results with the previous study. A random sampling of about 2,600 children studying in 63 divisions in 20 school was selected for study, with reference to three areas of learning viz., (1) Reading and Comprehension (2) Writing and (3) Arithmetic. The study has been completed and analysis of various factors like duration of teaching time, teacher-pupil ratio, part of the day when the school meets has led to several far reaching conclusions.

(4) The Pamphlet on 'Teaching Standard I' prepared by the Research Unit on the basis of the experiment conducted in Standard I in Municipal Schools is under print in four major languages namely, Marathi Gujarati, Hindi and Urdu.

(ii) Pamphlets on 'Teaching Composition to Standard I to Standard IV and Teaching Arithmetic to Standard I' have been prepared and are to be printed in four languages viz., Marathi, Gujarati, Hindi and Urdu.

(5) The study of the effectiveness of Free Milk Scheme in Municipal Schools together with the possibility and usefulness of giving Multi-purpose food to children is complete. The study definitely shows that milk is a better food for children than snacks. If the choice is to be made between milk and snacks the preference should definitely go in favour of Milk. Milk-cum-snacks programme has failed to show any definite gain over the milk programme and therefore, the introduction of snacks in the programme seems to be of doubtful usefulness.

The Research Advisory Committee has approved that the following projects which are under study should be continued for the year 1961-62.

- (1) Longitudinal study of wastage and stagnation.
- (2) Experiments in teaching in selected experimental schools.
- (3) Progressive introduction of activity methods in Teaching Standard I.

Besides the above the following new projects have also been recommended for study :—

- (1) Preparation of further tests for selection of teachers and follow-up work to find their usefulness.
- (2) Study of the average attendance in typical schools for a period of about nine months from July 1960 onwards. The study is required for administrative purpose like finding the load of teachers, creation of new posts of teachers, etc.

MADHURI SHAH,
Research Officer.

LABOUR DEPARTMENT

Smt. F. A. Irani, B.A. (Hons.) LL.B., D.S.S.A. held the post of the Labour Officer throughout the year under report.

2. **Labour Staff.**—The staff employed by the main Departments of the Corporation mentioned below was as under :—

TABLE I

Departments	No. of Labourers
(1) Engineering including Conservancy	18,683
(2) Estate Agent & Land Manager	481
(3) Fire Brigade	416
(4) Health including Hospitals	7,738
(5) Hydraulic Engineer (Water works)	3,704
(6) Printing Press	250
(7) Superintendent of Markets	258
(8) Superintendent of Gardens	561
(9) Other Departments	1,462
Total ...	33,553

The Labour Officer looked into the grievances of the above staff comprising of about 200 categories. She also looked into the grievances of Clerks, Nurses, Inspectors and other Subordinate Staff employed by the Corporation.

3. **Trade Unions.**—Trade Union activities among the Labour and other Staff engaged in the services of the Corporation were mostly confined to the Unions whose names and other particulars as regards memberships are given below. These Unions were recognised by the Municipal Commissioner, as per Rules.

TABLE No. II

Name of the Union	Date of Establishment	Date of Registration	Membership as on	
			31-3-59	31-3-60
(1) The Bombay Municipal Kamgar Sangh	... 1-4-1933	17-8-1937	2,033	1,023
(2) The Bombay Municipal Workers' Union	... 27-2-1935	29-3-1935	513	274
(3) The Bombay Sweepers' Union	... 30-7-1944	7-9-1951	2,071	2,025
(4) The Bombay Municipal Subordinate Staff Union	... 2-8-1946	30-1-1948	1,465	2,428
(5) The Bombay Fire services Union	... 24-4-1946	30-1-1948	422	425
(6) The Bombay Municipal Servants' Union (Suburban Branch)	... 2-4-1949	2-4-1949	630	645
(7) The Bombay Municipal Health Visitors' Union	... 18-1-1951	18-1-1951	52	56
(8) The Bombay Municipal Executive Staff Union	... 21-6-1955	21-6-1955	935	1,042
(9) The Municipal Mazdoor Union	... 30-7-1956	30-7-1956	15,405	17,203
(10) The Bombay Municipal Engineers' Union	148	148
		(Recognition granted on 21-7-1959)		
(11) The Bombay Municipal Hospital Employees' Association	...	(Recognized for Class IV Employees of K. E. M. and G. T. B. Hospitals)	308	204
(12) Greater Bombay Nurses' Association		

4. **Industrial Relations.**—A strike notice was served by the Municipal Mazdoor Union, regarding "Re-organization" and Conciliation Proceedings are pending before the Conciliation Officer. There was also an Award of Industrial Tribunal, Maharashtra in the matter of the dispute raised by the Municipal Subordinate Staff Union.

5. **Labour Management Co-operation.**—With a view to promote cordial relations between the staff and the administration and allow the representation of the Labour on the Management the following steps were taken :—

(i) **Joint Councils.**—The total number of Joint Councils constituted by the end of the year under report with the representations of the Labour and administration were 20 in number. They were established for the following departments :—

- (1) City Engineer's Department (Excluding Conservancy Branch).
- (2) Assessment and Collection Department.
- (3) Licence Department.
- (4) Water Works Department.
- (5) Subordinate Staff.
- (6) Insecticide Branch of Health Department.
- (7) Fire Brigade Staff.
- (8) Municipal Printing Press
- (9) Health Department (Excluding Hospitals).
- (10) K. E. M. Hospital.
- (11) B. Y. L. Nair Hospital.
- (12) Lokmanya Tilak Municipal General Hospital, Sion.
- (13) Kasturba Hospital, Arthur Road.
- (14) Group of T. B. Hospitals (Sewree).
- (15) Estate Agent and Land Manager's Department.
- (16) Shops and Establishments Department.
- (17) Election and Town Duty Department.
- (18) Garden Department.
- (19) Nair Hospital Dental College.
- (20) G. S. Medical College.

The scope of the work of these councils was wide enough to allow discussions and recommendations on all matters pertaining to conditions of service.

(ii) **Peshi Committees.**—There are 13 Peshi Committees with a representative of Labour as well as administration to inquire into the misconduct committed by Municipal Employees. These committees are in existence in Municipal hospitals and Municipal maternity homes only.

(iii) **Grievance Procedure.**—A four stage grievance procedure has also been introduced to redress the grievances of the employees in all Municipal departments. The grievance Committee consists of the representatives of the labour and the management, which probes into grievances of the employee.

6. **Individual Grievances.**—Complaints received by the Labour Officer from the employees and also from the Union, were of various nature. The following Table gives the number and the type of the grievances received and dealt with by the Labour Officer.

TABLE No. III

Nature of cases	Grievances			
	Total	redressed	Not genuine cases	Pending cases
(1) Recruitment and retrenchment, etc. ...	315	165	138	12
(2) Promotions, transfers, confirmations, Annual increments, etc.	146	91	48	7
(3) Fines, reversions, suspensions, Dismissal and other punishments ...	59	12	42	5
(4) Delay in payment of wages (including salary of injury or maternity leave) or allowances ...	237	167	56	14
(5) Delay in settlement of Provident Fund, and other Retirement benefits ...	74	55	9	10
(6) Non-supply of equipment and Uniform ...	23	7	16	...
(7) Delay in granting leave due ...	9	6	3	...
(8) House Rent & Accommodation & Transfer of quarters etc. ...	198	71	112	15
(9) Miscellaneous ...	1,056	817	220	19
Total ...	2,117	1,391	644	82

The Labour Officer also attended the hearing of day to day offence cases of the Conservancy Engineering and Fire Brigade Department.

7. The scheme for granting Scholarships to the children of Municipal Employees.

During the year under report, 392 applications for scholarships were received and scholarships were granted to 78 applicants for higher education and 126 for Secondary Education. The total amount given by way of scholarships to the Municipal employees was about Rs. 18,500.00.

8. Scheme for granting Medical Assistance to the Municipal Employees.

497 employees applied for the benefit under the above scheme. Of these 459 employees were given aid amounting to Rs. 20,000. The Labour Officer also made arrangements to get the employees admitted in different Municipal Hospitals for treatment.

9. **Welfare Branch.**—Welfare activities were conducted for Municipal employees and their families at 25 welfare centres and two sub-centres. Out of these centres, 18 were run for the benefit of employees of the Conservancy Branch, 6 for the Hospital employees, 2 for the employees of Water Works Department and one for the employees of the Mechanical Engineer's Department.

The welfare activities carried out at the above centres consisted of the following :—

Recreational and Cultural Activities.—Indoor as well as outdoor games were played daily at the centres. In-door games including carrom, Ludo, Snakes and Ladders, Chaupat, Draughts, Table Tennis etc. With a view to create interest in cultural activities folk Dances, Garbas, Folk Songs, recitation both in prose and poetry were arranged. Out door games included volley Ball, Foot-ball, Cricket, Khokho, Attia-Patya, Hututu, Langdi and other Indian Games. In addition to these games, physical, cultural and gymnastic activities were also conducted for which Akhadas were provided at Chembur, Love-grove and Palton Road Welfare Centres, Parallel Bars, Single Bars, Roman Rings, Trepez Bar, Weight-lifting apparatus, Malkhamb, Bhalas and Parshus were provided to these centres. Band Practice was regularly held at eleven centres having

Band equipment. Bands were also played at the functions of the organization. At the other Centres where Tabalas and Harmoniums were provided, musical classes were regularly conducted. Listeners' groups were organized at the centres where radios were installed. Besides various group games which foster spirit of co-operation and friendliness were played daily on the play-ground.

Educational Activities.—In order to evince interest in educational activities, literacy classes were conducted for men and women at some of the centres. School going children were given guidance in different school subjects. The workers also evinced keen interest in elocution and debate. Here the subjects pertaining to every day life problems were discussed.

To keep the workers in touch with the current topics, magazines in Gujarati, Hindi and Marathi were provided at various centres. They were also provided with books of general interest.

Hygienic Activities.—To inculcate habits of cleanliness in the homes and their surroundings 'Cleanliness Campaigns' were started and health guards and volunteers from amongst the chawls people demonstrated the work by sweeping with brooms and by using disinfectants also. Documentary Films of educative value were also shown to the labourers, frequently.

Social Activities.—To encourage community feelings and to inculcate spirit of co-operation and peaceful living and also to make them utilize their leisure time in creative, constructive and joyful activities, different social functions and celebration of festivals were arranged. Besides, Pujas and Bhajans programmes were arranged to celebrate Ganpati, Sharad Utsav, Makarsankrant, Buddha Jayanti and Divali and Health Exhibition-cum-annual Day functions were organized. During the celebrations the residents of the chawls attached to the centres gave programmes of entertainment like sports, garabas, bhajans etc.

Ganpati, Sarad Utsav, Annual Days, Makarsankrant, Buddha Jayanti were celebrated at eighteen welfare centres and variety entertainment programmes were organized. Prizes were given to the children who participated in the various items of entertainment given at the function. These functions were presided over by the Municipal Councillors.

Dramatic Activities.—In some centres, participants presented dramas which were staged during functions celebrated at the centres. These dramas were directed by the participants themselves.

Participants in local tournaments.—The artists and players of the centres also participated in the local foot-ball and volley ball tournaments and folk dance competitions organized by Maharashtra Government, Labour Welfare Board and other agencies. Family Planning Meetings were organized at ten Welfare Centres when Dr. Vadhani gave lectures on Family Planning, Birth Control and Venereal Diseases to the Male Participants of the Welfare Centres.

Programmes by Municipal employees and their children were given to the following agencies :—

- (1) Bharat Scouts and Guides at Shivaji Park and at the Scout Rally.
- (2) Prohibition Week Celebrations Committee.
- (3) Annual Day of K. E. M. Hospital.
- (4) Annesley Road Municipal Chawls for celebration of Sharad Utsav.

Orchestra performances were given by Arthur Road and Mahalaxmi Welfare Centres at Civic Receptions and at the Flower Show organized by Friends of Trees Committee.

Women's Activities.—Sewing Classes for women and girls were conducted at all the centres. They were given instructions in Embroidery, Fancy and handicraft. Women were encouraged to get their own and their children's clothes stitched and mended on the machines provided at the welfare centres. An exhibition of fancy articles prepared by the girls and women at the welfare centres was put up at Shivaji Park Scout Pavillion during Scout Week. The participants were also given guidance in house keeping, cooking, child welfare and other house hold matters. Women of twelve welfare centres were taken to see films at the local theatres.

Picnics.—187 Municipal employees of various centres went on a three days' trip to Pandharpur, Nasik and Kolhapur.

Attendance.—The average daily attendance of adults and children at different welfare centres during the year was 1350 and 1360 respectively as against 1315 and 1340 during the preceding year.

Film Shows.—156 film shows were organized at different welfare centres. The films were loaned from 'Burmah Shell,' Visual Aid Section of Government of Maharashtra, Social Education Committee, British Information Service and United States Information Service. The films were on different subjects such as food values, sanitation, general recreation, welfare activities, house decoration, cooking, folk songs, etc.

Scouting.—The organization had 1158 Rovers, Scouts and Cubs and 320 bulbul and guides on the roll during the year under report. They performed the following outstanding work :—

(1) The Rovers and Scouts and Guides participated and performed traffic duties and maintained law and order at the time of several celebrations and festivals in the City. In this connection special mention may be made of the services rendered at the Prohibition Week Celebrations, Siva-Jayanti, Inauguration of New Maharashtra State, Ganpati Visarjan, Fruit, and Vegetable show at Raj Bhavan, Republic Day, Children's Rally during Queen Elizabeth Visit and meeting of All India Harijan League. The Rovers Scouts rendered service at Nasik-Mela, Baroda, Gujarat, Haridwar, Poona and Palampur.

The Scouts and Guides organization attended and participated in the following activities in the City and elsewhere :—

- (a) Pack Scouters' Course at K. E. M. Hospital Welfare Centre.
- (b) First Class Scout Training Course at K. E. M. Hospital Centre.
- (c) Cub Masters' Training Camp at Jogeshwari.
- (d) Akela Study Circle arranged by B.S. and B.
- (e) Gathering of All Scouters at Shivaji Park Pavillion.
- (f) Rover I Hika arranged by West Bombay Dist. Association.
- (g) Scouters' Collaboree-Cum-Training Camp arranged by Bharat Scouts and Guides.
- (h) First Class Scout Camp at Shivaji Park.
- (i) Scout Masters' Training Course at K. E. M. Hospital Welfare Centre.
- (j) Picnic to Vajreshwari of Scouts.
- (k) Journey of Guiders and Rovers at Nasik.
- (l) Journey of Scout at Kolhapur.
- (m) Rovers Camp of Mahalaxmi Welfare Centre at Jogeshwari.
- (n) Bulbul and Cubs Outing. 200 cubs and bulbuls attended.
- (o) Celebrations of Scouts and Guides Week.

- (b) Scout Masters' Training Camp at Jogeshwari.
- (g) First Class Rally at Bangalore—5 class scouts.
- (r) Scouters, Guiders, Rovers, Get-to-gether camp at Shivaji Park, Pavillion Lady B.P. attended.
- (s) Scout-Guide Rally at Co-operage—Lady B.P. attended.
- (t) Wedgewood cup competition at C.M. Hut.
- (u) Third All India Jamboree at Bangalore—18 Scouters, Scouts and 1 Guides attended.

Visits of Distinguished Scouts to Scout Dean at K. E. M. Centre.—(1) National Commissioner (Scouts) State Commissioner (Scouts) State Chief Commissioner and Asst. State Commissioner (Education).

- (2) State Organising Commissioner (Training) Delhi.
- (3) State Organising Commissioner (Gujarat).
- (4) Co-ordination Committee for Physical Education.
- (5) Smt. Ammu Swaminathan, M.P. and President of National Council of Bharat Scouts and Guides.
- (6) Goodwill Mission of Nepal.

These guests appreciated the models prepared by the scouts. Fifty Scouts and Guides passed the First Class Test and 100 passed the Second Class Scouts Test. They were also awarded many proficiency Badges.

The Maternity Unit.—The Maternity Unit attached to the Chembur Welfare Centre continued to do useful work. The Ante-natal and Post-natal clinics at the Maternity Unit were in charge of a qualified Lady Doctor. There were 2130 Ante-natal cases, 355 Post-natal cases, 89 confinement cases, 9 confinement cases at home and 2466 cases for minor ailment were treated during the year under report.

F. A. IRANI,
Labour Officer.

PUBLIC RELATIONS DEPARTMENT

Shri N. A. Mistri, M.A., Public Relations Officer, continued to be in charge of the department during the year under report. Shri D. P. Wagle, B.A., held the office of the Deputy Public Relations Officer (Publicity) upto 25-8-1960 and the post was kept vacant after his retirement from Municipal service from the said date. The Complaints Section, for the City, headed by Shri S. R. Guru, Ward Officer, which continued for administrative purposes to be under the control of the Assistant Municipal Commissioner and also that for the Suburbs and Extended Suburbs, which was directly under D.M.C.(S), were wound up with effect from 1st October 1960.

The department effected general publicity about the activities and services rendered by different Municipal departments and disseminated knowledge about health, hygiene and civic sense amongst the citizens through all the recognised modern media of publicity such as posters, leaflets, folders, exhibitions, display of cinema slides, film shows, cleansing campaigns, talks, etc. The Public Health Department was also assisted in its drive against communicable diseases. All new amenities offered to the public were publicised widely through press releases. Similarly, criticism and suggestions appearing in local newspapers were brought to the notice of the higher authorities by submitting a daily summary of all such news items.

Informative Publications.—The Civic Guide cum Diary 1961 comprising of a guide to civic affairs was published in English, Marathi and Gujarati along with a supplement containing information relating to all Municipal Departments. A revised edition of the booklet containing the names, addresses and telephone numbers of Municipal Councillors was reprinted with the names of members on different Committees.

Film Production.—A coloured documentary film based on the Sharad Utsav celebrated the by pupils from Municipal Primary Schools entitled "Sharad Rutoo Ayee" was produced by the department both in 35mm and 16mm.

Information Centres.—Two Information Centres continued to prove useful adjuncts in giving necessary guidance and information to the public. The P. R. O. and the Asstt. P.R.O.s assisted the public daily in the matter of information and guidance. Information was also supplied to other local bodies and Social Welfare Organisations in the country and also to foreign institutions, as and when such requests were received.

Other useful activities.—The Public Health Museum at Princess Street, Health and Civic Sense Gallery at Victoria and Albert Museum and display rooms at Head Office, Venereal Diseases and Family Planning Clinics at Bellasis Road were maintained and kept open for the public. Arrangements were also made to display hoardings on civic sense on public conveniences and tram cars and to put up itinerary exhibits in Municipal schools.

In addition to the educative propaganda which is regularly carried out in respect of sanitation, cleanliness, preventive immunisation against communicable diseases, etc., an intensive campaign was launched whereby citizens in respective localities were advised about the causes of drain chokes and how to avoid them. The Education Department was also assisted in the Triennial Census of attendance and non attendance of children of compulsory school going age by means of talks, distribution of printed material and cinema slides. Similar activities were also undertaken in respect of the Population Census 1961 and also for educating the public about the provisions of the Shops and Establishment Act. A studio staff consisting of a photographer, a decorator, two commercial artists, a modeller and a carpenter, was maintained for preparing publicity material and also for arranging as well as putting up stalls at the various sectional exhibitions.

A table showing normal activities :—

Nature of activity.	No. of shows and campaigns.		Approximate number of persons benefitted.		
	City.	Suburbs and Extended Suburbs.	City.	Suburbs and Extended Suburbs.	
Health Education Film shows	...	307	192	1,68,200	1,32,150
Mass Vaccination campaigns	...	448	152	74,478	47,227
T. A. B. Inoculation Campaigns	...	216	90	28,090	7,624
Anti Cholera Inoculation Campaigns	7	...	9,948
Intensive Cleansing Campaigns	...	93	72
Sectional Health Exhibitions	...	9	8
Attendance at the Public Health Museum	...	24,550

Important Celebrations.—The department participated in celebrations such as World Health Day, Mayor's Fund Week, Social Education Week, Prohibition Week, Family Planning Day, Ganesh Festival, Navaratri Utsav, All India Children's Day, National Cleanliness Day and Maharashtra State Inauguration Day. Two special floats were prepared, one each for the Republic Day and the inauguration of the Maharashtra State Celebration and they were taken round the City and Suburbs.

A number of exhibition stalls on different aspects of health, hygiene and sanitation, civic sense, etc., were set up independently and in co-operation with social institutions throughout Greater Bombay. Notable amongst such stalls were those put up at the Glimpses of Wonder and Beauty Exhibition organised by the Government of Maharashtra, Gujarat Research Society, Khar, VIII All India Conference of the Association of Moral and Social Hygiene, Citizens, Week, Kherwadi and Rotary Club of India, St. Mount Mary's Fair, Bandra, Mahim fair.

Special visits were arranged to the Public Health Museum of distinguished guests and visitors to the City as also of groups from social welfare institution. Notable amongst the visitors were, the Mayor of Bangalore and Party, Chairman and Municipal Commissioner, Mysore Municipality, Members of the Goodwill Mission from Nepal, students from the Administrative Staff College, Hyderabad, Vyara Safai School and Engineering College, Lucknow. In all such cases, the visitors were shown various Municipal institutions and installations and were also supplied with the necessary information and guidance. Similar service was also rendered by this department during the Second Conference of Municipal Corporation in India when visits were arranged for the delegates comprising of Mayors, Municipal Commissioners and Central Government Officials, from different parts of the country.

N. A. MISTRI,
Public Relations Officer.

M. G. M. O. SWIMMING POOL

The present Director Shri K. F. Golwalla continued the office as the Manager of the Pool during the year. He returned from Australia where he was the guest of the Australian Amateur Swimming Association to witness the selection of the Swimming Team to the Olympic Games at Rome. He was on leave for 24 days from 14th November 1960 to 7th December 1960 when a water polo State Team visited Singapore for International Championship and accompanied the Bombay State as a Manager. During his absence the Head Clerk was entrusted with the additional duties of the Manager.

Special facilities provided for Polio-crippled children for swimming, free of charge, on recommendation of Medical practitioners were continued during the year under report. In all 13 Polio-crippled children including 7 old cases availed themselves of these facilities.

The purity of water was maintained by adding chlorine, copper sulphate and alum and water was filtered in a sand bed filter attached to the Pool.

The Pool was emptied for annual repairs from 15th December 1960 to 29th December 1960 and was therefore, closed for Swimming.

The following educational institutions were allowed reservation of the Pool on concessional charge of Rs. 100 for 2 hours a week:—

- (1) Christ Church High School, Byculla,
- (2) Scottish Orphanage High School, Mahim.

At the request of Shri Samarth Vyayam Mandir, Dadar, reservation of the Pool was allowed thrice a week for 3/4 hour a day during the month of February 1961 for conducting certificate course in Physical Education on payment of Rs. 150 for the month.

Reservation at usual rates is being availed of by the Marine Engineering Training Authorities on alternate Fridays during the major portion of the year.

The new innovation for the benefit of members, their families and guests to swim together on Sundays was introduced from March 1961. It has proved popular.

The Pool was reserved by private parties for 344 hours and income therefrom was Rs. 8,720.00.

Sports and Functions.

Attractive swimming galas and meets provided competitions for many swimmers eagerly awaiting the opening of the Swimming Season. The first of these was held on the 27th April 1960, being the VIII the Anniversary day of the Swimming Pool, which drew a big number from Pool members. The honours went to the following for winning the trophies:—

- (i) Shri V. T. Harmalkar —won the His Excellency Raja Maharaj Singh Challenge Trophy for Men.
- (ii) Shri A. D. Vaidya —won the Shri S. H. Bhagwati Diving Championship Cup for Men
- (iii) Smt. Freney S. Mistry —won the Shri N. V. Modak Challenge Shield for Women.

The results of the Pool's annual swimming gala gave us a record number of membership.

The other aquatic functions held at the Pool were:—

- (a) The Central Railway Swimming Competitions on 26th and 27th May 1960;
- (b) Bombay University Inter Collegiate Swimming Competitions on 8th and 11th September 1960
- (c) Inter University Swimming Competitions on 3rd to 6th November 1960.

Once again the Pool took the lead in allowing to hold the Inter National Meet, viz., the Bombay Colombo Dual Aquatic Meet on the 4th and 5th February 1961.

In order to give encouragement the Pool was given free of charge to the Bombay State aquatic association on 5th, 6th and 12th June 1960, and the University of Bombay for staging their Annual Swimming Championship on 8th and 11th September 1960.

The Inter University Swimming Competitions were held at the Pool on 3rd, 4th and 5th and 6th November 1960 on payment of a token fee of Re. 1.

In the International Water Polo Meet two members of the M. G. M. O. Swimming Pool had the honour to be included in the Bombay Water Polo Team in a series of Water Polo matches played at Singapore in November 1960. Both the players gave excellent performance of skill in water polo games and showed true sportsmanship. Being the representatives of the M. G. M. O. Swimming Pool, the Bombay Municipal Corporation kindly met the expenses of all their selectees.

The Pool's Water Polo Trophy donated by the late Mrs. Avan K. Golwalla was awarded to the P. M. Hindu Bath and Boat Club Trust Team after a series of water polo games played at the Pool in the month of March 1961.

The Annual Long Distance Open Sea Race from the Pool to Bandra point and a return swim to Pool a distance over 2½ miles was held on the 13th February 1961. The race is open exclusively for the benefit of our members and this year in particular it was a gruelling race requiring utmost enduring power particularly due to the cold weather and choppy conditions of water. It provided a thrilling climax both to the swimmers and spectators. Our popular Deputy Municipal Commissioner Shri S. M. Y. Sastri was the chief guest of honour and awarded prizes to the successful candidates.

Visitors.

Many congratulatory and appreciative expression of satisfaction in the wonderful administrations of the Pool have been received from International celebrities and prominent Indian visitors to the Pool during the year.

Prominent amongst them were :—

- (i) Mr. John Morison, President, Amateur Swimming Union of Australia visited the Pool on 8th August 1960 ;
- (ii) Mr. Harry Grose, Life Member, N. S. Wales Amateur Water Polo Association, visited in September 1960 ;
- (iii) Mayor of Bangalore paid a visit on 15th October 1960 ;
- (iv) The Municipal Commissioer of Mysore visited on 14th January 1961 ;
- (v) Mayor from prominent cities in India visited the Pool at the time of All India Mayors' Conference in Bombay.

Accidents.

It is with regret we have to record the death of Kr. Pramod Vasudeo Chine, aged 14 years, on 16th June 1960, a drowning fatality due to innocent audacity of the late deceased jumping in the water without float after the closure of the swimming session in the late evening.

Revenue.

Collection of fees etc. during the year was Rs. 1,61,557.00 as against Rs. 1,24,590 during the preceeding year.

K. F. GOLWALLA,
Manager, M. G. M. O. Swimming Pool.

ORGANIZATION AND METHODS DIVISION

Shri P. C. Pandya, M.A., LL.B. (Bom.), B.T., L.S.G.D., M.P.A. (U.S.A.) who was in charge of this Division, left the Division on 8th April 1960 to join as Municipal Secretary. Shri K. U. Mehta, B.A. (Hons.), 'Kovid', was in charge of the Division from 9th April 1960 till the end of the year under report. This Division works as a part of the Municipal Commissioner's Office.

The Division was mainly busy with introduction and supervision of office procedure. The principal objectives sought to be achieved are :—

- (i) Maintenance of complete and impartial check over—
 - (a) every communication from receipt, through all stages, to disposal, and
 - (b) every communication started by the Office itself.
- (ii) Cutting down delays.
- (iii) Assessment of arrears.
- (iv) Assessment of total period required for final disposal, and
- (v) Equitable distribution of work-load.

In addition to the above, the O. and M. Division was also entrusted with the work of reorganization of records Branches, Standardization of Forms and administrative training to the staff of various Departments.

K. U. MEHTA,

Organization and Methods Officer.

ADMINISTRATIVE OFFICER (ENQUIRIES) DEPARTMENT

Shri N. V. Naik, G.D.A. continued to be incharge of the department during the year under report.
The department functions in two wings viz., (1) Enquiries, and (2) Stock Verification.
During the year under review, the Enquiries Section has done the following work :—

Details of work.	No of cases dealt with
(i) Investigation of cases of alleged acceptance of illegal gratification.	... 45
(ii) Investigation of cases of theft and pilferages of Municipal materials.	... 71
(iii) Irregularities :	
(a) Complaints (anonymous as well as pseudonymous) against the Municipal staff which on investigation found either to be vague, false or malicious and hence filed.	... 101
(b) Complaints against the Municipal employees such as for irregular attendance, sub-letting of rooms, harbouring of outsiders without permission, etc., complaints against stall-holders and licensees for sub-letting, infringement of provisions of Shops and Estt. Act etc.	... 290
(c) Complaints of serious lapses against the Municipal employees such as misconduct, misbehaviour, accepting simultaneous jobs, beating of students by teachers in Municipal schools etc.	... 114
	505
(iv) Surprise visits to places of Municipal works in progress and to various Offices for checking of musters, imprest account etc.	... 195
(v) Attending to sales of Municipal properties, sales of rights etc.	... 80
(vi) Cases of miscellaneous nature such as offering remarks on action to be taken in cases referred to by the Deptts. in the matters of petty offences, representations of Municipal employees, complaints received from the public and on general matters relating to Test Audit Work	... 2,354
Total No. of cases :	... 3,250

Out of the 3,250 cases attended to by the Enquiries Section during the year under report, 2,378 cases pertained to City, 475 cases to Suburbs, 203 cases to Education Department and the remaining 194 cases to Extended Suburbs.

The action taken in the above 3,250 cases can be summarised as under :—

(i) Dismissal;	11
(ii) Removal from service	... 10
(iii) Withholding of increments	... 19
(iv) Fine	... 32
(v) Warning	... 38
(vi) Filed	... 101
(vii) Sent to Deptt. concerned for necessary action	... 466
(viii) Auction sale of Municipal properties and auction of rights	... 80
(ix) Remarks offered	... 2,354
(x) Inquiries in progress	... 139
Total No. of cases	... 3,250

Stock Verification.

	City	Suburbs.	Extd. Suburbs	O.C. Divn.	Total.
Offices	... 216	87	47	5	355
Schools	... 182	66	34	...	282
(1) Number of furniture and equipment proposals scrutinized					... 277
(2) Number of proposals for purchase of typewriters etc. scrutinised					... 12
(3) Number of proposals for furnishing securities by employees, Grant of Season Tickets, Advances etc.					... 41
(4) Number of proposals for issue of clothing and unifom etc. to different categories of employees...					56
(5) Visits paid to contract works for checking stock of cement					... 414
(6) Number of proposals for writing off unserviceable articles belonging to Municipal Offices and Schools.					... 346
(7) Sale of waste paper and auction sale of rights					... 124
(8) Scrutiny of audit note replies					... 199
(9) Scrutiny of P. F. Claim recoveries					... 93
(10) Telephone proposals					... 149
(11) Plant and Machinery statements.					... 40

Verification of the Reserve Stores including Capital Stores at the Central Stores and the Sub-Depot at Foras Road was carried out during the year as usual. Periodical checking of balances of petrol, Diesel Oil etc., at various pumps was also done and quarterly live stock statement of bullocks as well as increase and decrease statement of animals at Victoria Gardens were also verified.

General.—The following other important work was done by the Branch.

(1) Distribution of Relief from Mayor's Fund to the families affected by fire, house collapses and other victims of natural calamities.

THE BOMBAY CIVIC JOURNAL

During the year under report, Shri U. G. Rao continued to be the Editor of 'The Bombay Civic Journal' till 16th July 1960. Shri U. G. Rao resigned from 17th June 1960 and thereafter the work was managed by Smt. L. Ugrankar, Assistant Editor, 'The Bombay Civic Journal.'

'The Bombay Civic Journal' completed 7 years in March 1961.

Besides the Annual Number published in April 1960, the usual special numbers such as Independence Day, Divali and Republic Day numbers were brought out in August 1960, October 1960 and January 1961 respectively. In place of usual features, these special issues had a variety of articles of civic and general interest from writers all over the country including Mayors, City Fathers, Civic Officials and authorities on various subjects. Articles contributed by Heads of Departments were presented in the journal.

The May 1960 issue, also a special number, was devoted to the inauguration of the new State of Maharashtra.

A Special Vehar Number was brought out in March 1961 to mark the completion of a 100 years of the Vehar Water Works. Exclusively devoted to a study of the Water Works in the major cities in the country, it carried articles on water works in Western Countries and was profusely illustrated.

While striving to effect economy and make the Department self-supporting to the extent possible, every effort is being made to enhance the appeal and utility of the Journal to the general public without departing from the chief objective of the Journal, which is the promotion of civic enlightenment.

SMT. L. UGRANKAR,
Editor, The Bombay Civic Journal.

	PAGE
Factories—Permit	229
Family Health Centre—King Edward VII Memorial Hospital	339
Fees for admission to Victoria and Albert Museum	309
Fire—Alarms	285
Fire—Appliances	300
Fire—Calls	285
Loss of life, properties	285
Serious Fires	285
Fires—Summary of	289
Flood Gates	228
Flooding	225
Footpaths	220
Funds—Special-Statement of	80, 130
Gardens—Outside City Division—Hydraulic Engineer's Department	261
Gardens—Victoria Gardens	305
Amenities for Children—Amusement	305
Income and Expenditure	315
Music Programme	305
Sites	305
General Account Pertaining to Estates Agent and Land Management—Statement of	250
Ground rent—	243
Gymkhana—Seth Goardhandas Sunderdas Medical College	336
Topiwala National Medical College	361
Hawkers—Licence Department	319
Heads of Departments—List of the	4
Health Department—Report of—See Part II	Part II
Hostels—Seth Goardhandas Sunderdas Medical College	336
Topiwala National Medical College	360
House drains—Engineering Department	225
Housing Accommodation—Municipal	219
Housing—Dishousing and Rehousing—Extrust Estates.	242
Hydraulic Engineer—Report of the	259
Improvement Schemes Account	51
Income—Statement of	63
Revenue Account—Water Works	122
Industrial Relations	43 & 415
Investments	49
Island of Bombay—Map of the Zones of water supply	276
Joint Councils—Labour Department	416
King Edward VII Memorial Hospital—Report of the	335
Labour Officer—Report of the	415
Labour Staff—Number of the	415
Labour Relations—Report regarding the	415
Lakes—Statistics of—	259
Tansa	259
Tulsi	259
Vehar	259
Vaitarna	259
Land—Acquisition of	235
Municipal—Disposal of	241
Sale proceeds of	47
Layouts—Changes in the	241
Leases—Long term	242
Short term	243
Temporary	244
Legal Department—Report of the	393
Libraries—Municipal	311
Books and Magazines—Classification and Cataloguing of	311
Circulation of	311
Purchase of	311
Municipal Teachers'	406
For Patients in K. E. M. Hospital	340
Seth Goardhandas Sunderdas Medical College	336
Topiwala National Medical College	360
Licences—Licence Department	319
Lighting of Public Streets	222

	PAGE
Loans—Allocation of	46
Mahatma Gandhi Memorial Olympic Swimming Pool—Report of	421
Mains—New—laying of the	265
Maintenance Branch—Hydraulic Engineer's Department	261
Maintenance Branch—City Engineer's Department	220
Manager, Municipal Printing Press—Report of	331
Master Plan for distribution of water supply to the Greater Bombay area	211
Mechanical Branch—Report of the	226
Medical Assistance to Municipal Employees—Scheme of	416
Medical Inspection of School Children—School Health Services	Part II-7
Medical Superintendent—The Lokmanya Tilak Municipal General Hospital,—Report of the	381
Do. —Group of T. B. Hospitals, Sewri—Report of the	387
Metered connections Revenue from	264
Meters—Details of	262,264
Repairs to	262
For Domestic Supply	264
Monuments and Statues—Public	221
Museums—Seth Goardhandas Sunderdas Medical College	336
Topiwala National Medical College	361
Victoria and Albert Museum	309
Nurses' Welfare Fund—King Edward VII Memorial Hospital	339
Nursing Staff Bai Yamunabai L. Nair Charitable Hospital	358
King Edward VII Memorial Hospital	339
Outside City Division—Maintenance Branch—Hydraulic Engineer's Report of the	260
Patients—Number of—Bai Yamunabai L. Nair Charitable Hospital	358
King Edward VII Memorial Hospital	338
In-patients—Summary of—King Edward VII Memorial Hospital	338, 345
Out-patients—	
Bai Yamunabai L. Nair Charitable Hospital	...358, 362, 361
King Edward VII Memorial Hospital	...338, 345, 35
Poor patients—King Edward VII Memorial Hospital	
Relief to	343
Photography And Art Section—Topiwala National Medical College	361
Physiotherapy Department—King Edward VII Memorial Hospital	338
Poor Box Charity Fund—King Edward VII Memorial Hospital—Donations to	346
Poor Box Charity Fund—The Lokmanya Tilak Municipal General Hospital, Sion	382
Poor Patients Fund—Bai Yamunabai L. Nair Charitable Hospital	359
Printing Press—Report of the	331
Private Buildings—Construction of	225
Projections—Unauthorised—Removal of	226
Properties in the City—No. of/in charge of Executive Engineer, Estates & Land Management Deptt.	243
Public Relations Department—Report of	419
Pumping Stations—Construction of	228
Purification Works, Dadar,	228
Dharavi	228
Love Grove	227
Rain fall in the lakes—Graphs showing the	271
Rateable Value—Complaints	202
Incidence of	199
R. C. Urdu Training Institute for lady teachers	401
Refuse—Removal of	231
Rents—Chawls—	243
Ground Rent—Commutation of	243
Semi Permanent Sheds	244
Suits for recovery of	244
Research Activities—Seth Goardhandas Sunderdas Medical College	336
Revenue Account—Income and Expenditure	62
Revenue Surplus—Statement of—	62
Riot Tax—	202
Roads—Maintenance Branch—Construction of—	220
Special—Schemes (Estates and Land Management Department)	241

	PAGE
Road Rollers—	221
Schemes—Town Planning	232
Schools—Aided—	402
Expenditure incurred by—	403
Grants to—	402
School Buildings—Municipal—	401
Schools Clinic—King Edward VII Memorial Hospital	342
Schools Education—Municipal—Classes—	399
Prizes—Trust Fund	401
Pupils—Average cost per pupil—	411
Number of—	399, 407
Scholarships—	401
Teachers—General information	399
Scholarships to the Children of Municipal Employees—Statement of	416
Schools—Unaided Recognised	403
Vocational	403
General information	406
Scout Movement—Boy Scouts	404
Girl Scouts	404
Secretary—Municipal—Report of the—	1
Schools—Report of the Education Officer	399
Set-backs	221
Seth Goardhandas Sunderdas Medical College—Report of the Dean—	335
Sewage disposal plants	227
Sewers, Pumping Station and Purification works...	219
Shops and Establishments—Report of	321
Sinking Funds	46, 107, 169
Slum Clearance	218
Solicitor to the Corporation—Report of the—	393
Statues and Monuments—Public	221
Stock Verification—Central Stores—Report of	49
Stores—Statement of details—	318
Stores Transactions—Statement of	317
Storm Water Drains—Construction of—	224
Streets lighting—Public—	222
Streets—Name boards of—	221
Students—Seth Goardhandas Sunderdas Medical College—Admissions—	354
Topiwala National Medical College—Admissions	360
Topiwala National Medical College—Examination Results—	360
Nair Hospital Dental College—Admissions	377
Sub-vention Scheme	225
Superintendent—Bai Yamunabai L. Nair Charitable Hospital—Report of the	357
Gardens— Report of the	305
Licences, Shops and Establishments—Report of the	319, 321
Markets and Slaughter Houses—Report of the	325
L. T. Municipal General Hospital, Sion,—Report of the	381
Surplus Cash Balance	45
Survey and Design Section—Hydraulic Engineer's Department	266
Tansa Lake—Statistics of	259
Taxes—Collection of	199
Demand of	200
Exemption from General tax—	202
Outstandings	201
Property taxes	199
Rates of	159
Refunds	202
Riot tax	202
Urban Immoveable Property Tax	202
Wheel Tax	199

	PAGE
Teaching Staff—Nair Hospital Dental College	379
Seth Goardhandas Sunderdas Medical College...	347-349
Topiwala National Medical College	364-366
Tenements—No. of	199
Town Duties—Collection	207
Refund	207
Revenue	207
Town Planning Schemes—	232
Town Planning Scheme—Mahim	232
Traffic Islands—	223
Tramways	221
Trolley track	260
Trunk Mains—Bursts and Leaks	260
Tulsi Lake—Statistics of	259
Unions—Names of—	415
Vaitarna—Cum—Tansa Scheme—Report of Sr. Asslt. Engineer	211
Dam	211
Vehar Lake—Statistics of	259
Vehicles—No. of	199, 206
Visitors No. of to—Lakes	260
Libraries—	313
Museum	310
Victoria Gardens	305
Water—Disinfection	261
Water Charge—Compounded—	267
Water Connections—No. of the	261
Water—Distribution of—	263
Water fittings—Testing of—	262
Water Mains—Bursts and Leaks—	261
Water Supply—Average of	263
Disconnecting the—	264
Disinfection of—	261
Hours of—	263, 278
Sources of	259
Statistics of	259
System of—	259
Works of—General nature	267
Inside City Division	261
Welfare Branch—Report of the	416
Workshops Foundry	227
Workshops—Municipal—Report of	227
X-Ray and Electro Therapeutical Report—King Edward VII Memorial Hospital	339
do. do. —B. Y. L. Nair Charitable Hospital	370
Zoning	229
Zoo—Victoria Gardens—Livestock in the—	} 306,307
Zoo—list of animals in the	

PART II

CONTENTS

PAGE.

I.—REVIEW OF THE YEAR—

(1) Outstanding features	...	1
(2) Density of population	...	1
(3) Meteorology	...	1
(4) Rainfall	...	1

II.—PUBLIC HEALTH ADMINISTRATION—

Divisions of the city and distribution of the staff	...	1
(1) General Sanitation	...	2
(2) Food Sanitation	...	3
(3) Vital Statistics	...	3
(A) Births and birth-rate	...	3
(B) Deaths and death-rate	...	3
(C) Mortality by sex and age	...	3
(D) Deaths by causes	...	3
(E) Ascertainment of causes of deaths	...	3
(F) Deaths by months	...	3
(G) Mortality by sections	...	3
(H) Copies of birth and death registry	...	3
(I) Infant mortality	...	3
(J) Maternal mortality	...	4
(4) Control of communicable diseases—		4
(a) Notification	...	4
(b) Plague	...	4
(c) Smallpox	...	4
(d) Cholera	...	4
(e) Influenza	...	4
(f) Enteric fever	...	4
(g) Acute anterior poliomyelitis	...	4
(h) Diphtheria	...	4
(i) Cerebrospinal meningitis	...	5
(j) Tuberculosis	...	5
(k) Venereal disease	...	5
(l) Leprosy	...	5
(m) Malaria, anti-malaria and insecticidal measures and disinfection	...	6
(5) Hygiene—		
(i) Maternity and Child Welfare Services	...	6
(ii) Family planning clinics	...	7
(iii) School Health Work	...	7
(7) Medical relief	...	9
(8) Health propaganda and education	...	9
(4) (A) Report of the Medical Superintendent, Kasturba Hospital, Arthur Road	...	9
(6) Report of the Municipal Analyst	...	11
(4) (B) Report of the Superintendent of Vaccination	...	13
Tables	...	14 to 80

DIAGRAMS--

A-1 & A-2.—Annual total deaths by causes, 1926-1960	...	1
B.—Annual death-rate 1901-1960	...	2
C.—Death-rate from principal causes	...	3
D.—Infant mortality rate 1881-1960	...	4
E.—Maternal mortality rate	...	7
F.—Climatic conditions in Bombay in 1960	...	8
F1.—Daily mean births and deaths in 1960	...	8
G.—Annual admission of cases in Kasturba Hospital, Arthur Road	...	9

SUMMARY OF STATISTICS

FOR THE YEAR 1960

1. Area of Bombay City and Island	26.189 ⁹ sq. miles (16751.42 acres)
2. Density of population per acre	139
3. Population	}	Census of 1951	23,29,020
		Mid-year estimated	38,43,000
4. Total live births registered	71,044
5. Birth-rate per 1,000 population	}	Census 1951	30.5
		Mid-year estimated	18.5
6. Total deaths	31,008
7. Death-rate per 1,000 population	}	Census 1951	13.3
		Mid-year estimated	8.1
8. Total deaths among infants (under 1 year)	7,752
9. Infant deaths per 1,000 live births	109.1
10. Maternal deaths	110
11. Maternal death-rate per 1,000 births (including still-births)	1.5
12. Maternal death-rate per 1,000 live births	1.5
13. Still-births	2,966
14. Plague—deaths	<i>Nil.</i>
15. Cholera—deaths	<i>Nil.</i>
16. Smallpox	}	(a) deaths	786
		(b) death-rate	0.3
17. Influenza	}	(a) deaths	24
		(b) death-rate	0.01
18. Tuberculosis	}	(a) deaths	2,519
		(b) death-rate	1.1
19. Acute anterior poliomyelitis	}	(a) deaths	46
		(b) death-rate	0.01
20. Diphtheria	}	(a) deaths	133
		(b) death-rate	0.05
21. Typhoid	}	(a) deaths	219
		(b) death-rate	0.09

DIAGRAM A 1
ANNUAL TOTAL DEATHS
FROM DIFFERENT CAUSES IN BOMBAY CITY
1926-1960

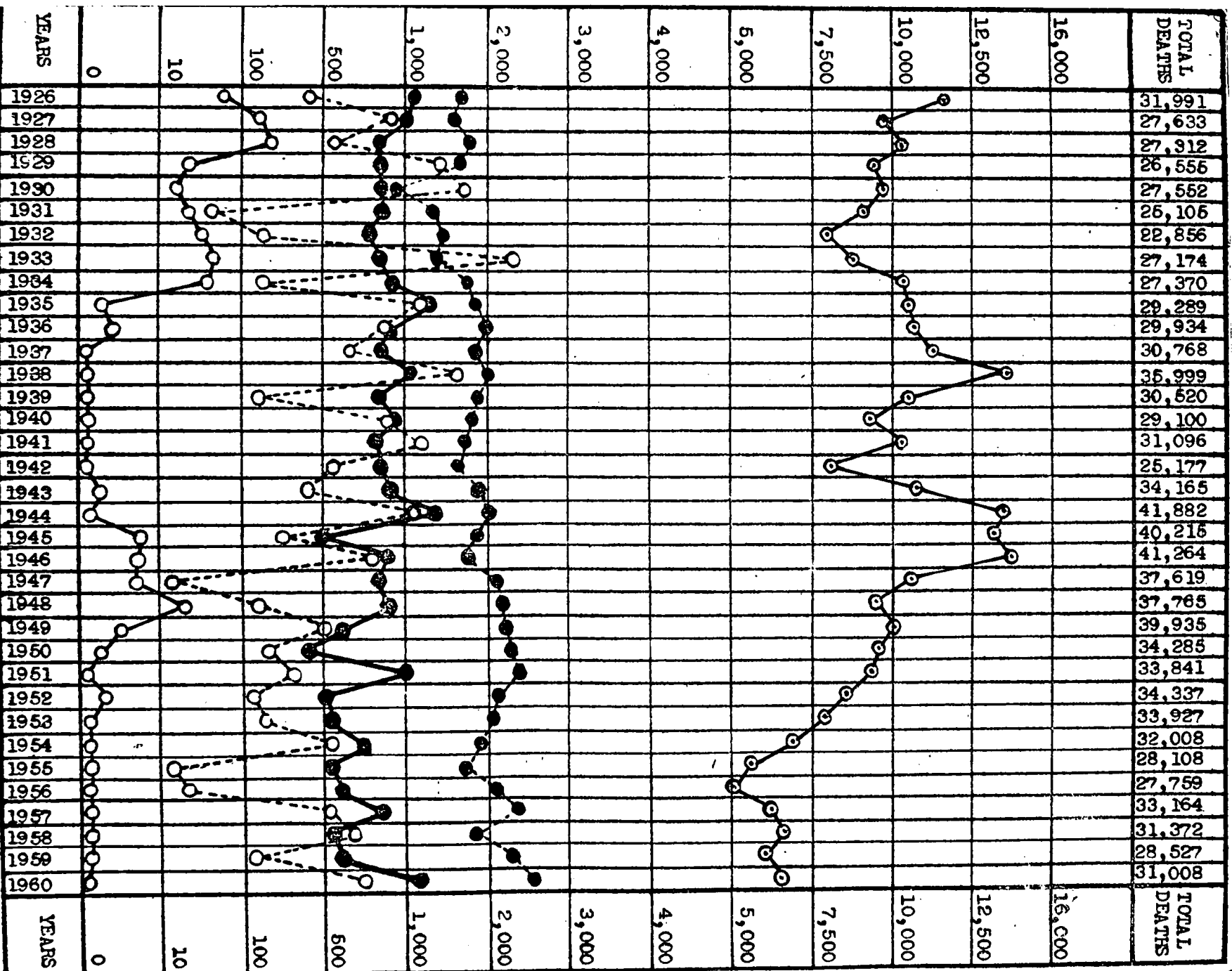
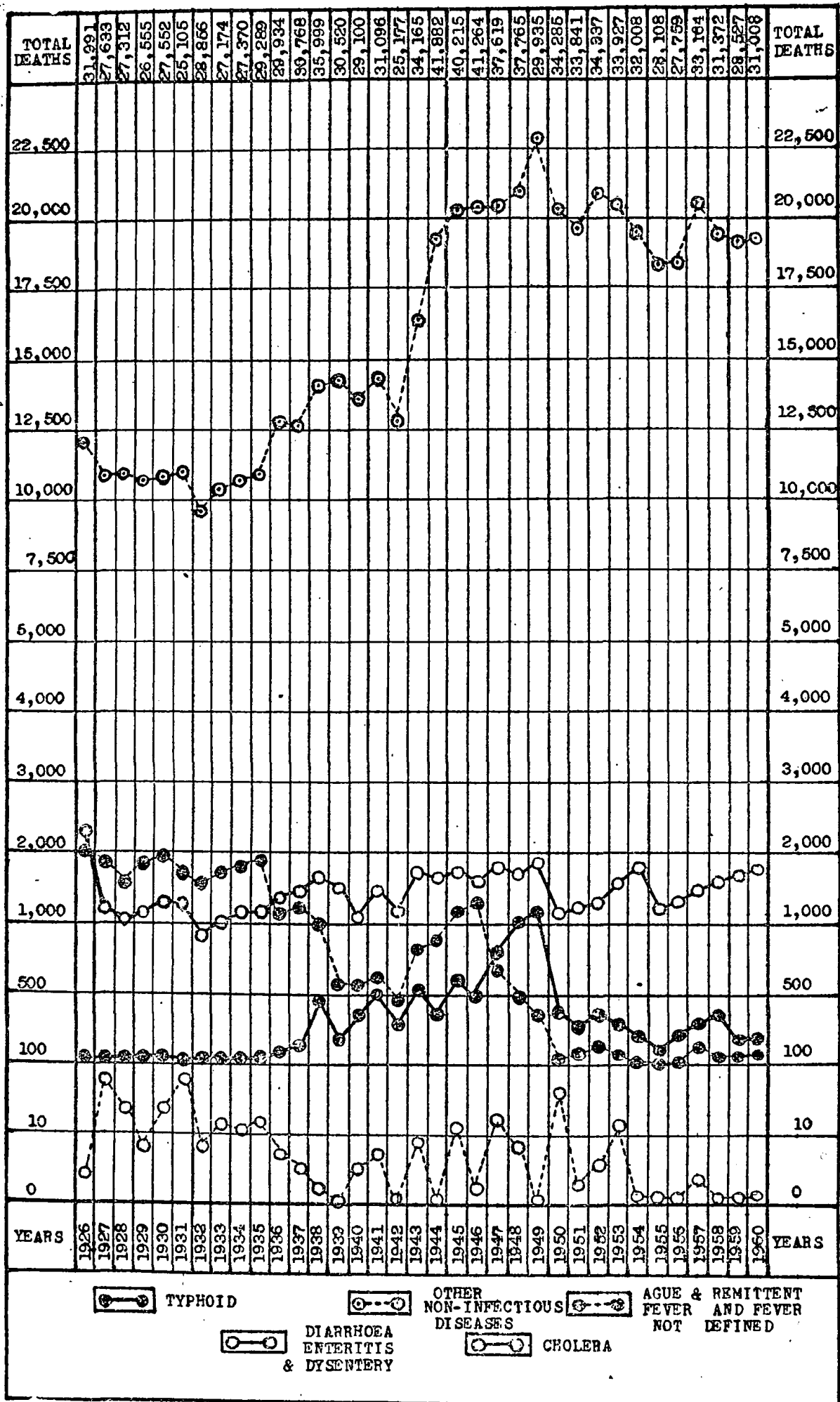


DIAGRAM A 2
ANNUAL TOTAL DEATHS
FROM DIFFERENT CAUSES IN BOMBAY CITY
1926-1960



Annual Report of the Executive Health Officer for the year 1960.

Dr. R. B. Fondekar, M.B.B.S., B.Hy., continued to hold the post of the Executive Health Officer throughout the year.

(1) **Outstanding features :** (i) *Population Census.*—Under the Census Act 1948, the Executive Health Officer was appointed as the Chief Census Officer for carrying out the 1961 decennial census operations in Greater Bombay. For the purpose of Census Operations, the area was divided into four zones—two in the city and two in the Suburbs—and they were known as 'A', 'B', 'C' and 'D' Zones. The existing 88 registration sections for births and deaths, being the smaller divisions were adopted as administrative units for carrying out the Census Operations. The work of house-numbering and house-listing was carried out and the total number of main-houses and census houses was 2,09,025 and 9,84,805 respectively. Population estimated as per house-listing was 39,41,152. As per final stage of enumeration, the provisional population figure as compared with the last Census in 1951 is given below :—

					1951 Census	1961 Census
City	23,29,020	27,69,133
Suburbs	5,10,250	10,36,104
Ext. Suburbs	1,55,174	3,43,708
					29,94,444	41,48,945

Percentage of growth in population during the last ten years 1951-1961 is 38.47.

(ii) Immunization against Typhoid, Diphtheria and Small-pox was carried out in Municipal Schools systematically and proper record as regards immunization of each child was maintained. The scheme for the immunization of preschool age children and children at the time of entering primary schools with triple vaccine was formulated for implementation during the year 1961-62.

(2) **Density of Population.**—The area of the city is 26.189 square miles (16,751.42 acres) with the density of the population at 139 per acre (table 2).

(3) **Meteorology.**—Meteorological data for the year is given in table 3.

(4) **Rainfall.**—The total rainfall in millimeters recorded at the Colaba Observatory was 2118.9. It was above normal by 310.2 millimeters. It rained on 112 days as against 116 in 1959 and 101 days in 1958. The wettest month of the year was June, with a rainfall of 1011.1mm.

PUBLIC HEALTH ADMINISTRATION.

(1) **General Sanitation.**—This includes inspection and statutory actions in relation to dwellings and their environments and also the licensable trades, to remedy sanitary defects so as to obviate nuisances in whatever nature they exist.

For this purpose, the city is divided into 7 wards, A to G, which are sub-divided into groups each under one of the 18 Medical Inspectors. The latter are further sub-divided into 51 sections, each in the charge of a Medical Assistant or Sanitary Inspector. These 51 sections are grouped to form 10 registration districts, each being in the charge of a Medical Inspector for the registration of births and deaths.

(2) **Food Sanitation.**—This includes enforcement of sanitation and hygiene in food establishments and hawkers in edibles by adopting measures for destruction of unwholesome and exposed food articles.

Food adulteration.—Since the Prevention of Food Adulteration Act, 1954, came into force in 1955, sampling of food including milk has become more elaborate than before in the procedure prescribed for it. In addition to the usual staff of Food Inspectors, a mobile squad for surprise sampling with swiftness has been at work to control food adulteration through sampling.

(3) **Registration of vital statistics.**—The registration of births and deaths in the city has been very nearly complete as in the previous years. Live Births registered during the year numbered 71,044 and deaths registered during the year numbered 31,008 giving a natural increase of 40,036 persons in the population. Morbidity registration pertained chiefly to the 17 notifiable diseases, prominent among which were Small-pox, Enteric Fever and Diphtheria. The extent of incidence and mortality of these diseases are given later in this report.

(4) **Control of communicable diseases.**—The measures adopted for the prevention of diseases such as Small-pox, etc. included isolation and treatment, contact, house to house and mass immunization and health education of the masses.

Cases of infectious diseases (except tuberculosis, venereal diseases and leprosy) were isolated and treated at the Kasturba Hospital for Infectious Diseases, at Arthur Road, which is under a Medical Superintendent. The staff was duly supplemented from time to time when the increase in the number of patients demanded it. The Honorary staff of the hospital rendered valuable service whenever needed.

Cases of *Tuberculosis* were treated at the Municipal Group of Hospitals for Tuberculosis at Sewri and at the Sarvodaya Hospital, Chhatkopar. Advanced cases of T. B. were treated at the Ramkunwar Daphtary Isolation Hospital at Dadar. Admissions to these hospitals were regulated by maintaining a waiting list at the Out-Patients Department of the hospital and at the T. B. Clinics. Out-Patients were also treated at the clinics at Princess Street, Foras Road, Dadar and Khar.

Veneral Diseases cases were treated at the special clinic at Bellasis Road.

The infectious cases of *Leprosy* detected at the Municipal Free Dispensaries were directed for thorough examination and treatment at the clinic of the Acworth Leprosy Home, Wadala. The non-infectious cases were treated at the dispensaries.

The *anti-malaria* and *insecticidal services* were carried out by the Insecticide Branch.

Primary vaccination and *re-vaccination* against small-pox were carried out under the direction of the Superintendent of Vaccination.

Immunization against Smallpox, Cholera, Enteric Fever, Tetanus and Diphtheria was also carried out at the Municipal Free Dispensaries. This included immunization for the purposes of International Travel as prescribed by the W.H.O. Immunization of the municipal school children as also of the contacts and of general public was carried out in the field.

(5) Hygiene.—

Maternity and Child Welfare.—Ante-natal care, care at birth, care during infant and pre-school life was rendered through the 6 Municipal Maternity Homes under the charge of six Lady Medical Officers, with a staff of 43 Nurses and 24 Health Visitors. The Medical Officers conducted the main clinics at the respective Homes and 10 subsidiary clinics. The maternity unit at Dharavi was in the charge of two trained health visitors under the guidance of one of the medical officers.

Family Planning.—Instruction and advice in spacing of births were given at the 22 family planning clinics, including 2 centres, at the King Edward Memorial Hospital and Bai Yamunabai L. Nair Charitable Hospital, started under the aid received from the Government of India. The Supervising Medical Officer (Maternity) supervised these activities. The operative procedures for family planning are done at the larger Municipal Hospitals as well as at Naigaum Maternity Home on a voluntary basis only.

P. T. A. P.—Arrangements have been made to inoculate children aged 6 months to 5 years with P. T. A. P. antigen against Diphtheria at post-natal clinics of the 6 maternity homes.

B. C. G.—B. C. G. Vaccination was given to new-born babies with the consent of the mothers, at the municipal maternity homes.

Well Baby Clinics.—The clinics were conducted at four Municipal Maternity Homes.

School Health Work :

(a) **Medical service.**—Out of about 2,42,790 pupils in the Municipal Schools, 65,477 were examined and of them, 56,944 were found to have one or more physical ailments. Arrangements to treat 18,427 pupils were made in the school clinic at the King Edward Memorial Hospital.

(b) **Milk feed.**—52,140 certified undernourished children were given free toned milk feed of 6 ozs. each during the year under reference.

(6) **Municipal Laboratory.**—The analysis of samples of food, Municipal water supply and of clinical specimens was carried out in the Municipal Laboratory in charge of the Municipal Analyst.

29,640 samples were examined during the year chemically, bacteriologically and clinically. Prosecutions were launched in 5,884 cases under the Prevention of Food Adulteration Act, 1954, in respect of the food samples found adulterated.

(7) **Medical Relief.**—Medical Relief was administered through 27 free dispensaries including two Ayurvedic under 28 Medical Assistants, and one Ayurvedic Vaidya, one Mobile Dispensary Unit, 6 Dispensaries for women and children under 3 part-time Lady Doctors, 1 Eye Hospital and an Eye Dispensary under 2 Honorary Surgeons and one Senior nurse.

The number of new cases treated at the General Dispensaries etc. was 5,86,645. The total attendance was 24,32,230. The figures at Dispensaries for women and children were 4,718 and 51,123 respectively.

There were 302 indoor patients treated at the Eye Hospital while 14,605 cases were treated at the Eye Dispensary.

In 14 out of 27 dispensaries, arrangements were made for carrying out active immunization against Diphtheria, with P. T. A. P. of children below 10 years of age. Anti-Tetanus injections were also given at these 14 dispensaries.

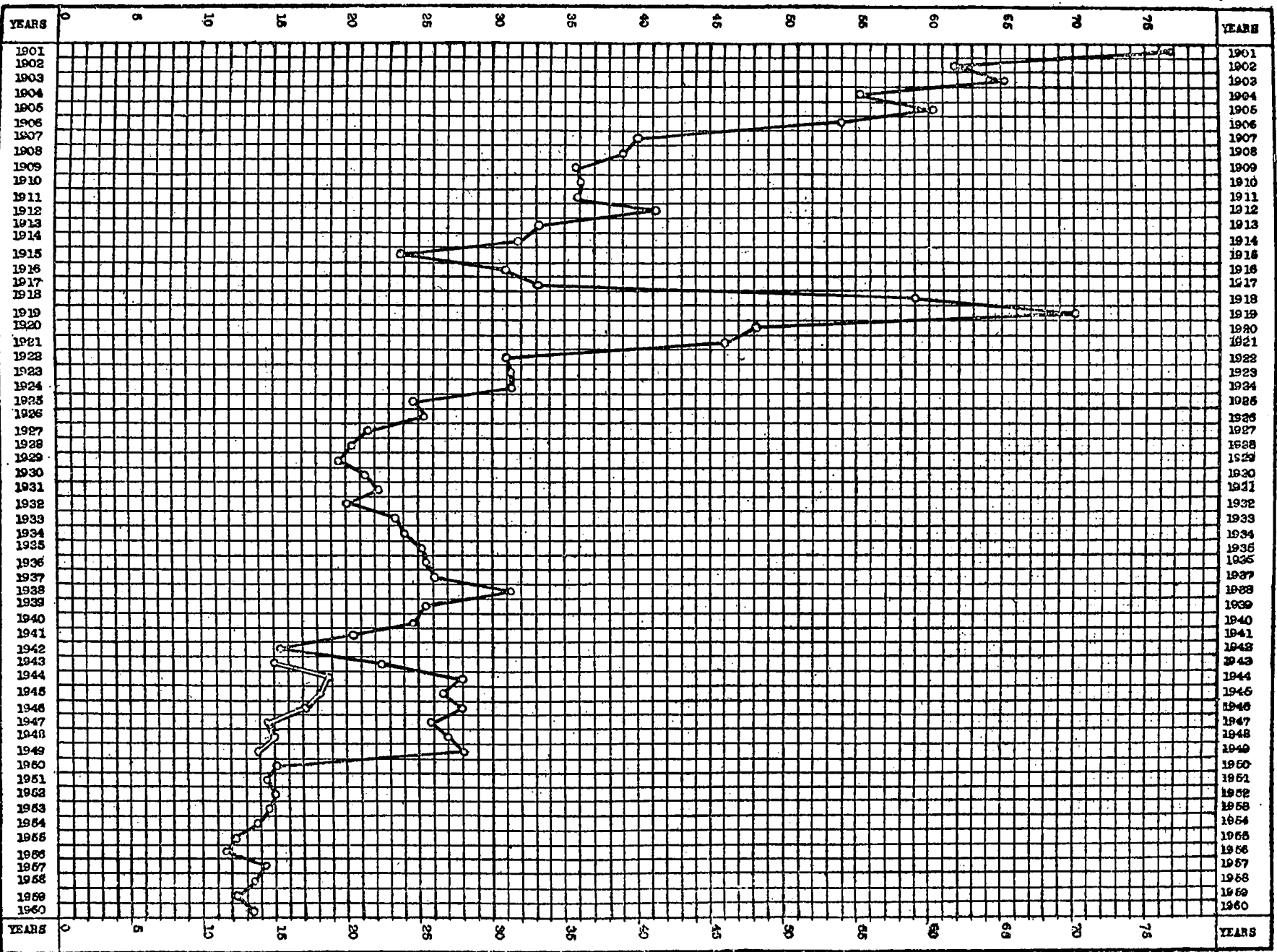
(8) **Health Education.**—This was carried out by the Public Relations Officer, through all modern publicity media. The details are mentioned in that officer's report.

(1) GENERAL SANITATION

Sanitary condition of the city was, on the whole, satisfactory throughout the year. Insanitation where detected, was inter-alia, due to insufficiency of sewers and continuance of the basket-privy system, high density of houses and persons per acre, insanitary dwelling such as huts and practical difficulties such as absence of proper access, transport difficulties etc., in the way of rendering adequate conservancy services, both as regards the removal and disposal of refuse and also comparative shortage of water supply. About 775 basket-prives still remained to be converted into the fullflushing system pending the implementation of the town planning schemes.

Water supply.—The City continued to receive chlorinated water supply. Apart from occasional complaints from individuals as regards unwholesome water supply at certain points of the distribution system,

DIAGRAM B
ANNUAL DEATH RATE IN BOMBAY CITY
(1901-1960)



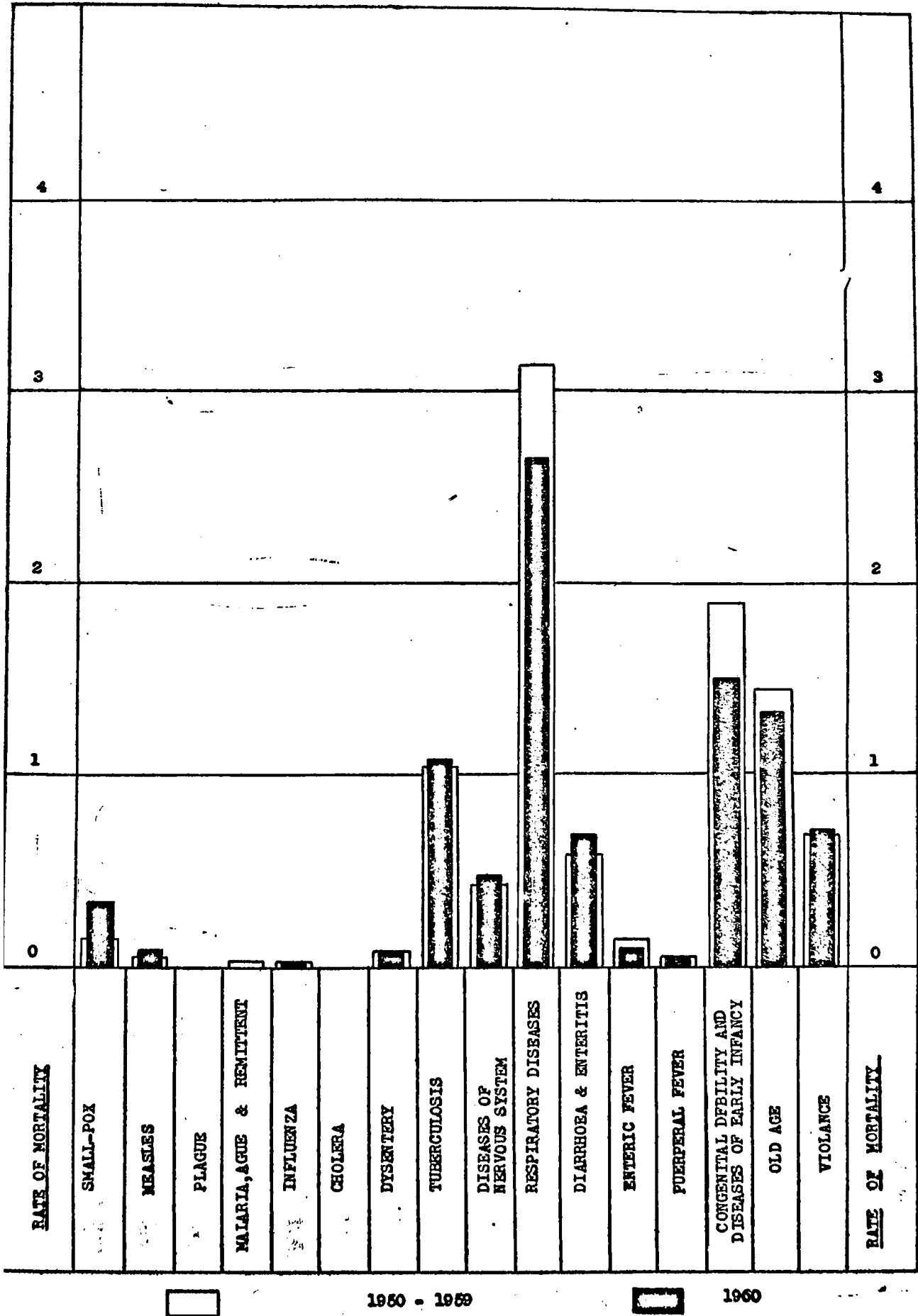
CENSUS POPULATION (1951): 23,09,020
 RATIONING POPULATION (BEGINNING OF 1960) : 27,71,282

RATE OF CENSUS POPULATION ↑
 RATE OF RATIONING POPULATION ↓



DIAGRAM C

DEATH RATE PER 1000 POPULATION FROM PRINCIPAL CAUSES IN BOMBAY CITY IN 1960 AND THE DECENNIAL AVERAGE 1950-1959



breaches were noticed or suspected in pipe lines in certain localities which were got repaired promptly. Constant check of the quality of the water supply and dosage of chlorine was exercised through systematic sampling and analysis of water at various points in the supply and distribution system.

Drainage.—A greater part of Mahim area in Bombay City is covered in three Town Planning Schemes. Sewers have been laid in a major portion of it.

Sanitary control of dwellings.—The routine inspection of dwellings for detection of sanitary defects was made by the Sanitary Inspectors and Medical Assistants under the general supervision of the Medical Inspectors. During the year, 2,532 insanitary huts were demolished or vacated.

Sanitary inspection.—Details are given in table 4.

Slum areas continued to receive special attention so far as sanitary measures in general were concerned. However, with the passing of the amendment of the Bombay Municipal Corporation Act about the middle of 1954, regarding slum clearance, particular attention was paid by the Municipal Engineering Department to slum clearance schemes.

Milch Cattle Stables.—Approximately 401 milch cattle in 4 stables in City were yet to be removed to the Government Milk Colony at Aarey.

(2) FOOD SANITATION

- (i) A statement regarding the work of enforcement of milk sanitation is given in table 5.
- (ii) Particulars regarding the destruction of unwholesome food are given in table 6.
- (iii) Statements regarding statutory notices and court cases are given in tables 7 and 8 respectively.

(3) VITAL STATISTICS

(A) Births and Birth-rate.—The live births registered during the year were 71,044 as against 74,391 in the preceding year thus they were 3,347 less than in 1959 and 5,484 above the average of the decennium (1950-1959). Of the registered births, 36,407 were males and 34,637 females, giving a proportion of 105.1 males to 100 females. The birth rate was 30.5 per 1000 of the census population and 18.5 of the midyear estimated population. Details are given in tables 2, 9, 10, 11, 12 and 13.

The number of still-births reported was 2,966 or 4.2 per cent. of live births.

(B) Deaths and Death-rate.—The total number of deaths registered from all causes was 31,008 as against 28,527 in 1959, being 725 below the annual average mortality of the preceding 10 years, and 1,222 less than the mean mortality of the preceding 5 years.

The death-rate was 13.3 per 1,000 of the census population and 8.1 of the mid year estimated population. Twenty-five per cent. of the total deaths were among infants below 12 months. Out of these, 42.9 per cent. were recorded as due to congenital debility or premature births or malformation, etc.

The annual number of total deaths from different causes in the city since 1926 is plotted in graph A, facing page 1. Death-rates are shown in diagram B, facing page 2.

(C) Mortality by sex and age.—Of the 31,008 deaths 17,591 were among males and 13,417 among females. The excess of deaths among males may be ascribed to the slight preponderance of males in the population, their number being nearly 63.5 per cent. of the total population. The death-rate among females was, however, actually higher than that among males. The male death-rate was 11.9 and the female 15.8 as against 11.0 and 14.4 respectively in 1959 (*vide* tables 14, 15 and 16).

(D) Principal causes of deaths are given in table 17.

It will be seen from the diagram C (facing page 3) that diseases of the respiratory system claimed the highest number of deaths as in the past with a death-rate of 2.7 per 1,000 of population. A large proportion of deaths from respiratory diseases occurred among infants and children under 5 years of age. The causes coming next on the list for the year were 'congenital debility' and 'diseases of early infancy,' (1.5), old-age: (1.3) and tuberculosis (1.0).

(E) Ascertainment of causes of deaths are given in table 18.

(F) Mortality by months is given in tables 19 and 20.

(G) Details of mortality by sections, etc., are given in tables 21, 22 and 23.

(H) Copies of Birth and death registry issued.—During the year, 15,178 copies of registry of births and 22,046 copies of registry of deaths were issued. The total fees received for copies of certificates, for searches of birth and death registers for various periods and for producing records in courts of law amounted to Rs. 66,305.04 nP. as against Rs. 48,974.26 nP. in 1959.

(I) Infant Mortality.—(a) Deaths among infants under one year of age numbered 7,752 which was 41 more than in the preceding year and 703 less than the annual average of the previous decennium. The infant mortality rate for the year was 109.1 per thousand of live births as against 103.7 in 1959.

(b) Of the 7,752 infant deaths, 7,008 *i.e.* 90.4 per cent. were among the infants born in the city and 744 *i.e.* 9.6 per cent. were among those born outside the City (*vide* table 24) The births of these 744 infants were naturally not registered in the city birth registry. Excluding these 744 deaths, the infant mortality rate would be 98.6. How much of this reduction in the rate could be set off against deaths of infants occurring outside the

city, though born and registered in the city, cannot be estimated. But in the absence of any specific cause of evidence of emigration, the number must be small, and, therefore, the infant death-rate after correction for residence would not be much above 98.6 i.e. 10.5 less than the recorded rate of 109.1.

Diagram D, facing page 4, shows the trend of infant mortality rate in this city during the last 80 years.

(c) *Causes*.—It will be seen from tables 25 and 26 that 5,625 or nearly 72.6 per cent. of the total infant deaths were due collectively to diseases of the respiratory system, infantile debility and premature births, as against 5,750 deaths or 74.4 per cent. in 1959. Diarrhoea and Enteritis caused 882 deaths, Ague and Remittent Fever and Fever not defined 46 deaths and convulsions 63 deaths. Deaths from Smallpox and Measles numbered 182 and 52 respectively, while Poliomyelitis caused 8 deaths.

(d) *Quinquennial averages*.—Compared with the annual average of the preceding five years, the total deaths among infants in 1960 was 6 less. An increase of 3, 135, 12, 7, 113, 6 and 107 was, however, recorded respectively under Poliomyelitis, Smallpox, Measles, Ague and Remittent Fever and Fever not defined, Diarrhoea and Enteritis, Dysentery and diseases of the respiratory system respectively *vide* table 27.

(e) *Age at Death*.—The infant deaths in the first week of life were 2,314 or 29.8 per cent. and in the age-period 1 to 4 weeks, 1,210, or 15.6 per cent. of total. Thus, 3,524 infant deaths or 45.4 per cent. of the total number occurred in the first month of life. In the next two age-groups, *viz.*, 4 weeks to 6 months and 6 to 12 months, the infant deaths numbered 2,159 and 2,069 respectively constituting 27.9 per cent. and 26.7 per cent of the entire infant mortality (*vide* table 26). For neo-natal death-rate, see table 28.

(f) *Infant Mortality by months*.—See tables 29, 30 and 31.

(j) *Maternal Mortality Rate*.—This rate was 1.5 as against 1.4 in the previous year.

Deaths in puerperal state by causes are given in table 32.

(4) CONTROL OF COMMUNICABLE DISEASES

(a) *Notification*.—The total number of notifications of infectious diseases received during the year was 12,982 as against 9,771 in 1959 (*vide* table 33). Of these 12,872 (99.1 per cent) were from the District Registrars and 110 (0.9 per cent) were from the medical practitioners.

(b) *Plague* was absent during the year.

Anti-Plague measures: Rat Destruction: The total number of rats caught and destroyed in Greater Bombay during the year was 8,42,657 (including 2,15,605 *Rattus Rattus* and 3,47,163 *Gunnomys Kok*) as against 10,39,289 in 1959. No rat was found plague-infected, *vide* table 34.

Susceptibility of rats to Plague: The Haffkine Institute reported that the susceptibility of rats to plague was as below:—

R. <i>Rattus</i> : 7.7 per cent.	... Susceptible.
R. <i>Norvegicus</i> : 4.4 per cent.	... Susceptible.
<i>Gunnomys Kok</i> : 72.3 per cent.	... Susceptible.

Other anti-plague measures *viz.*, (ii) Flea destruction, especially through D. D. T. dusting of rat-holes and D. D. T. spraying of houses etc., and (iii) thorough cleansing of areas were also carried out.

(c) *Small-pox* caused 2,450 attacks (including 45 originating in other local areas of India) and 786 deaths (*vide* table 35).

Since a rise in the incidence of Small-pox was noticed, the vaccination drive was intensified. House to house and room to room vaccination was carried out in the affected and congested areas. Mass vaccination campaigns were arranged with the help of the Publicity Vans. The scheduled staff of 23 Vaccinators was augmented by 8 temporary vaccinators. Besides, the staff consisting of Medical Assistants, Sanitary Inspectors Assistant Medical Officers, Health Visitors, School Health Nurses was mobilised for vaccination work. In addition to 46 Public Vaccination Stations and 25 Dispensaries, temporary Vaccination Centres were started at the three Municipal General Hospitals, six Maternity Homes and four Railway Stations.

A total number of 76,832 primary and 8,29,632 revaccinations were performed during the year.

(d) *Cholera* caused 1 attack (originating in other local area of India) and 1 death. Preventive measures including food sanitation campaigns were continued. 20,479 persons were inoculated against cholera.

(e) *Influenza* was recorded as the cause of 24 deaths as against 24 in 1959 and the annual average 26 for the preceding decennium.

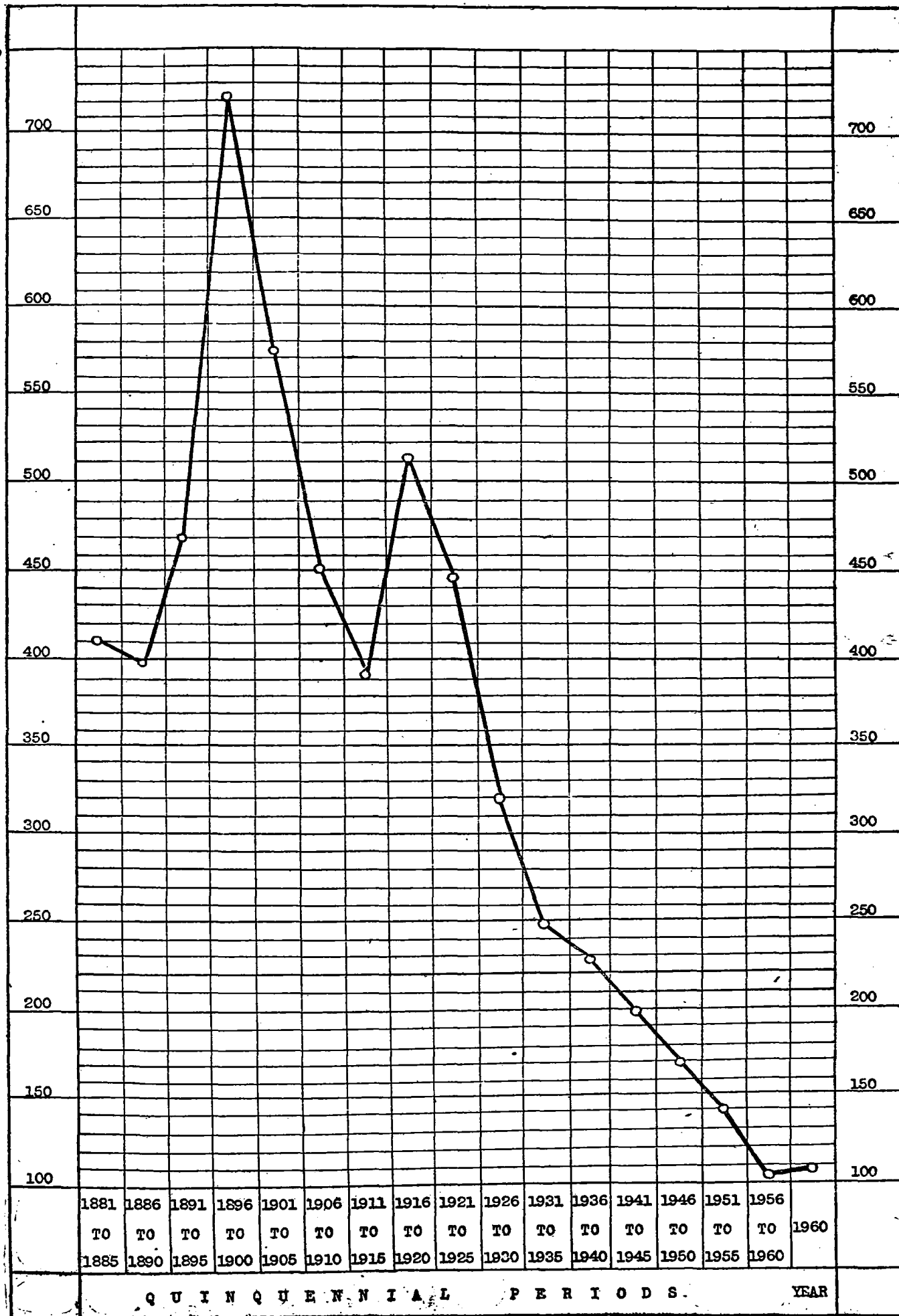
(f) *Enteric Fever*.—The number of notified cases, *viz.*, 3,319 (including 99 originating in other local areas of India) was 402 more than that in 1959. The total number of deaths was 219 as against 212 in 1959. The case mortality rate was 6.6 *vide* tables 36 and 37. 1,33,909 persons were inoculated with T. A. B. Vaccine. Other preventive measures, including D.D.T. spraying as an anti-fly measure, regular inspection of food establishments, etc., destruction of unwholesome foodstuffs, propaganda, etc., were carried out as usual, besides treating all cases of typhoid with chloramphenicol, etc., at the Kasturba Hospital for Infectious Diseases at Arthur Road.

(g) *Acute anterior poliomyelitis* caused 278 cases (29 originating in other local areas of India and 1 imported) and 46 deaths.

(h) *Diphtheria*.—4,539 cases were notified (*vide* table 38). Of these 301 were originated in other local areas of India and 133 cases proved fatal.

DIAGRAM D

DEATHS IN INFANTS PER 1000 BIRTHS IN BOMBAY CITY (1881-1960)



(i) **Cerebro-spinal meningitis.**—Five cases were reported, four proving fatal, as against one fatal case during 1959.

(j) **Tuberculosis** took a toll of 2,518 lives and the death-rate of tuberculosis was 1.1 per 1,000 of population, *vide* tables 39 and 40.

The sputum examination of specimens sent by the medical practitioners was done free of charge at the Municipal Laboratory.

Cases of tuberculosis were admitted to the Municipal Group of Hospitals for Tuberculosis at Sewri which has an accommodation for 460 in-patients besides 200 beds are reserved by the Bombay Municipal Corporation at the Sarvodaya Hospital, Ghatkopar. The cases directed by the 3 clinics were admitted as per the waiting list maintained at the hospital outdoor after examination by the honoraries. A.P. and P.P. refills and screening were done at the hospital and at the clinics at Princess Street, Foras Road, Dadar and Khar. Advanced cases of T. B. are isolated at the 100 bedded Daftary Municipal Isolation Wards at Dadar.

(k) Venereal Diseases.

The Municipal Venereal Diseases Clinic, 254, Bellasis Road.

(1) *Prophylaxis.*—The prophylactic centre at this clinic was kept open day and night while the centre at Foras Road was kept open from 6-30 P.M. to 2-30 A.M. every day. Periodical exhibition of instructive and educative films was arranged at this clinic for the benefit of the patients. Medical Officers and the Medico Social Workers explained to the patients the preventive aspects of the venereal diseases. The attendance at these two centres during the year was 26,951.

(2) *A Contact Investigation Centre.*—The two Medico Social Workers—one for the male patients and the other for the female patients—induced the defaulting patients and married partners to take continued and complete treatment at this clinic. The response was quite encouraging *vide* tables 41 to 45.

(3) *Diagnosis.*—The clinical diagnosis of all cases attending the clinic was confirmed by latest laboratory tests in the laboratory at this clinic. Blood samples and urethral smears of patients sent by private medical practitioners were tested and examined microscopically and the reports were sent to them confidentially and free of charge.

Details of laboratory work done are given in table 46.

(4) *Treatment.*—Latest and modern methods of treatment were followed at this clinic. Male and female patients were examined and treated in separate wings of the clinic maintaining absolute privacy and secrecy.

Antibiotics like Penicillin 'G' in oil, Strepto-Penicillin, Aureomycin and Chloromycetin etc., were the drugs used in the treatment of venereal diseases.

(5) *Physiotherapy.*—Short-wave, Ultra-Violet and Infra-Red were also done in all indicated cases.

(6) *Follow-up Work.*—The two Medico Social Workers and the Clinic Nurse paid home visits and induced suspected cases and contacts to attend the clinic and defaulters to continue the treatment. The Medico Social Workers paid 219 visits while the Nurse contacted 2,380 patients.

(7) *Training in Venereal Diseases.*—Medical interns, private practitioners, Health Visitors and students of the Ayurvedic College and Sanitary Inspectors' Class, Nurses, etc., were given instructions and demonstration and training in the control of venereal diseases.

(8) *Serological Screening.*—1,145 samples of blood were received from Municipal Maternity Homes (680 ante-natal and 465 post-natal) for opinion. Out of these, 107 were positive for V. D. R. L. or Kahn's Test. Out of these positive cases only 8 attended the clinic for treatment. Since March 1960 arrangement to treat the positive cases in the respective Maternity Homes has been made for convenience of the patients.

(9) *Summary of Cases.*—20,238 (17,490 Males and 2,748 Females) Venereal and 1,606 (580 Males and 1,026 Females) Non-Venereal cases were treated during the year (*vide* tables 47 to 50).

Out of 20,238 Venereal cases, 7,790 were Syphilis, 6,647 were Gonorrhoea and 5,801 were cases for Non-Syphilitic Sores *vide* table 50.

(1) **Leprosy.**—The Acworth Leprosy Home has been doing commendable work for over 60 years in this important branch of the control of communicable diseases. In addition to providing a Home for the isolation of patients either voluntarily admitted or committed by the Police, under the Bombay Leprosy Act, the Institution conducted a well-equipped out-patient clinic.

The Corporation bears the entire cost of the out-patients clinic attached to the Acworth Leprosy Home and also the additional cost on account of:—

- (i) 48 beds for the voluntary patients.
- (ii) 75 beds for the resident patients (domiciled in Bombay).
- (iii) Domiciliary services.
- (iv) Rs. 10,000 every year for rendering sulphone treatment.
- (v) One-third of the recurring expenditure, on account of the Greater Bombay Leprosy Control Activities and the entire cost of capital works such as construction etc.

The average daily attendance of patients during 1960 was 254.3 and the total number of new cases treated at the clinic was 2,923.

The Home had an accommodation of 500 beds for the isolation and treatment of leprosy patients.

Six Health Visitors, appointed by the Municipality (including 1 for the Suburbs) and 1 Medico Social Worker and 3 non-Medical Assistants appointed by the Acworth Leprosy Home are doing the important work of detecting cases of the disease among the contacts of patients. The medical assistants in charge of the Municipal free dispensaries have also been specially trained for detection of early cases of leprosy.

Under the Greater Bombay Leprosy Control Scheme, seven clinics were conducted, four in the City and 3 in the Suburbs, for the diagnosis and treatment of Leprosy. 1 Honorary Secretary, 2 Assistant Medical Officers, 7 Health Visitors, 4 Ward-Boys, 2 Medico Social Workers and an experienced clerk were appointed under the scheme.

The details of the field work of these seven Health Visitors and other leprosy work done are given in tables 51 and 52.

(m) Malaria.

Malaria was registered as the cause of 1 death and Ague and Remittent Fever caused 2 deaths. The annual average of deaths due to these diseases during the last decennium was 23 and 21 respectively *vide* tables 13 and 17. Inspections for detection of mosquito breeding places and destruction of the detected breeding were carried out. Neither the urban vector *A. Stephensi*, nor any other known vector species of Anopheline was detected during the year. Actions were taken against the house owners to enforce anti-mosquito measures.

Tables 53 and 54 show the total number of wells, cisterns, etc., found breeding *Anopheles* mosquitoes.

No children were examined at their homes as Malaria has ceased to be a problem in the City.

Table 55 shows the number of pupils examined in Municipal Schools and number found with enlarged spleen by the School Medical Staff.

One out of 95 blood smears taken from fever cases at the Municipal Dispensaries was found to be positive for Malaria parasites.

Wells.—6 retained wells and 8 H.C.C. wells (C-5, D-3, F-6) were filled in and one open well and one partially open well with trap door were rendered hermetically concrete covered.

The total number of wells in the City on 1-1-1960 was 2,095 of which 1,660 were hermetically cement concrete covered and 435 were open or partially open. The position as on 31-12-1960 is shown in table 56.

All the retained wells, except a few, were stocked with gambusia fish replenished every six months or oftener when found necessary.

Cisterns.—The total number of cisterns in the City was 83,941.

Overhead Cisterns.—All the 235 overhead cisterns on Mills and other similar premises were maintained in a mosquito proof condition.

Mill Tanks.—There were 77 mill tanks in the City which were periodically inspected and necessary measures to prevent or destroy mosquito breeding in them were adopted promptly. Some of these mills were kept under insecticide treatment also.

Storm water entrances.—Details regarding these are given in table 57.

Precautions against Yellow Fever.—Campaign against *Aedes Aegypti* mosquito, the vector of Yellow Fever was continued throughout the year. The *Stegomyia* index had not risen over 0.2 per cent. which was well within the margin of safety.

Monsoon action and Mosquito nuisance.—Notices were issued against owners of premises, etc. to keep their compounds free from mosquito breeding.

Insecticide Services.—Fly and other insect-pests likely to cause nuisance were further reduced as a result of regular anti-fly and other disinfection measures by the Insecticide Branch squads.

Private treatment on payment of fees.—This work was extended and insecticide squads operated in all the Wards of the City making the scheme popular. A sum of Rs. 76,000.00 was received as fees for rendering such services. Insecticide Fogging operations were carried out throughout the City covering all the areas where insect infection was high (*vide* table 58).

The Malaria Advisory Committee held two meetings during the year.

Disinfection and Disinfection.—The details of the work done and the quantity and cost of disinfectants and the disinfectants used are given in tables 59, 60 and 61.

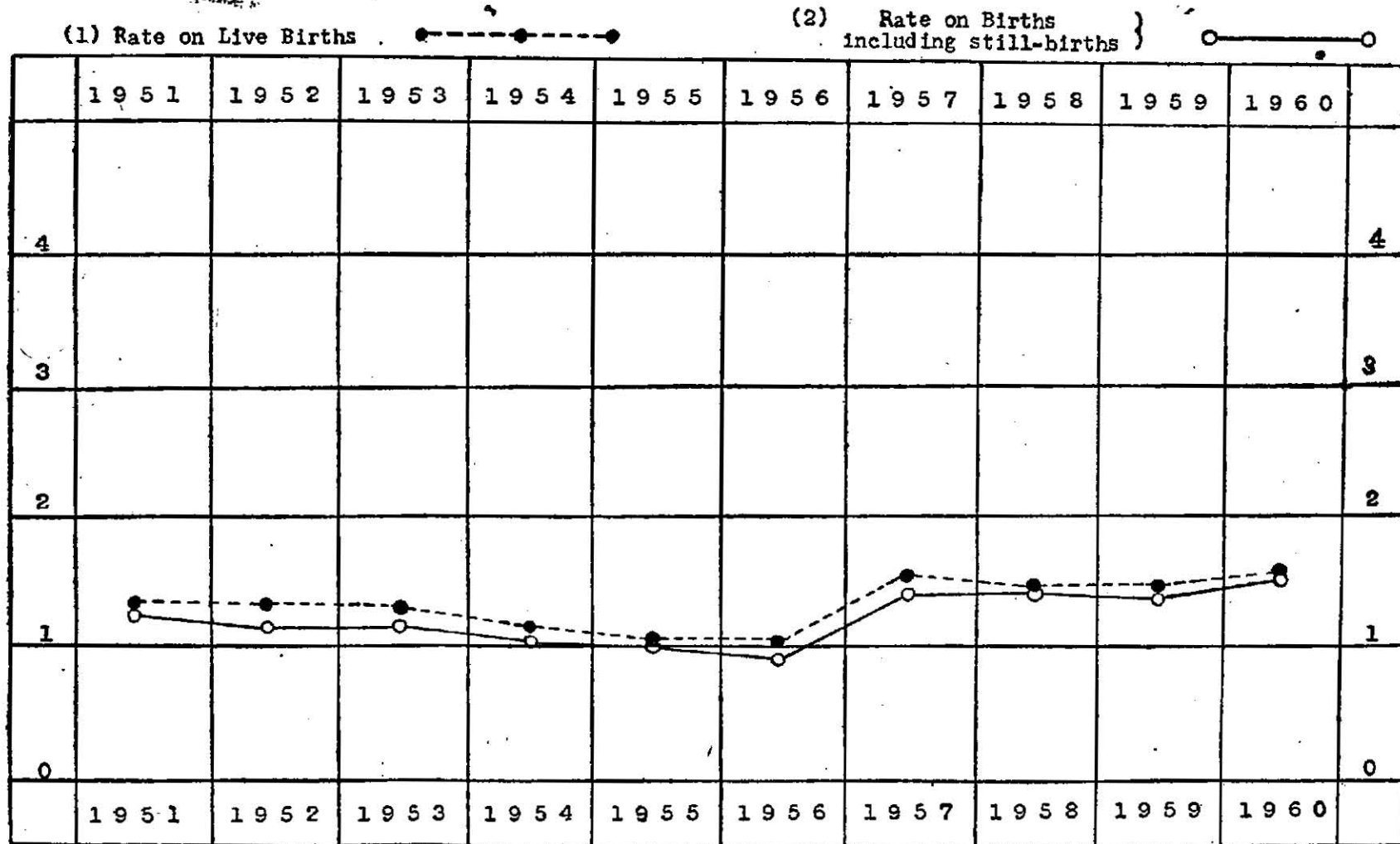
(5) HYGIENE.

(i) *Maternity and Child welfare services.*—The Maternity and Child Welfare services in the City were continued to be rendered through six existing Municipal Maternity Homes, 6 main and 10 subsidiary, and one Maternity Unit at Dharavi Road. The total number of schedule bed strength at six Maternity Homes is 164. The total number of deliveries conducted at the six Maternity Homes during the year 1960 was 11,118.

The average stay of mothers at the Maternity Homes was seven days.

DIAGRAM E

RATE OF MATERNAL DEATHS PER 1000 OF BIRTHS (BOMBAY CITY) (1951-1960)



Maternal Deaths:	89	88	82	67	67	67	97	97	103	109
Births:	65679	66125	62726	63072	66575	64835	64526	67069	74391	71044
Rate (1):	1.3	1.3	1.3	1.1	1.0	1.0	1.5	1.4	1.4	1.5
Rate (2):	1.3	1.2	1.2	1.0	1.0	0.99	1.4	1.4	1.3	1.5

The services rendered were :—

(a) Domiciliary care and (b) Institutional care.

(a) The object of the domiciliary care was to impart health education and to carry out health propaganda amongst mothers. These services were extremely useful for guiding mothers as to how to take care of their babies and to bring them up well. The services rendered at the seventeen maternity and child welfare centres were not availed of by some mothers on account of social and other customs. But these mothers did follow the advice given to them by Health Visitors during their domiciliary visits. The Medical Officer in charge of Maternity Homes also paid domiciliary visits to supervise and guide the Health Visitors in their work.

(b) Institutional care included : (i) Ante-natal, (ii) Natal, (iii) Post Natal, (iv) Infant and pre-school age children care, (v) Follow up work and (vi) Health Education and Propaganda through posters, leaflets, group talks and demonstrations, film shows etc.

- During the Natal-period each mother was explained the importance of family planning.

Milk was also given free to the poor and needy expectant and nursing mothers, three months before and three months after delivery at the main clinics attached to the six Maternity Homes. Poor mothers who delivered at their homes were also given help in the shape of milk.

The temporary arrangements for carrying out post-mortem examination in the cases of certain deaths occurring in the Municipal Maternity Homes made with the B. Y. L. Nair Hospital was made permanent. The object of the post-mortem examination was to help to arrive at an accurate diagnosis of the cause of death and to co-relate the same with the clinical signs and symptoms of patient, when alive. Post-mortem examination was carried out with the consent of the relatives. During the year, only one case was sent for post-mortem examination.

B. C. G. Vaccination was done on the new born babies with the consent of their parents by the Medical Officer in charge of Maternity Home. The total number of B. C. G. vaccinated babies at the six maternity homes was 7,549.

Well baby clinics have been started since 1954 with the object of guiding mothers as to how to keep their babies well. The response at these clinics has been improving.

Measures including medical treatment, regular weighing etc., were continued at the clinics with the object of improving health of infants and pre-school age children.

• Infants and children aged 6 months and over were immunised against Diphtheria at the six Municipal Maternity Homes and the total number of children so immunized was 1,675.

(ii) **Family Planning.**—Advice on spacing of births was given confidentially by the Lady Doctor to married women at the 20 family planning clinics. Health Visitors who were assigned this work paid domiciliary visits for follow up work and propaganda.

The budget provisions for the Maternity and Child Welfare services and for family planning clinics during the year 1960-61 is shown below :—

(i) Maternity and Child Welfare Services	... 99,087
(ii) Family Planning Clinic	... 26,117

Statistics of work done are shown in Table No. 62.

The total confinements etc., in all the institutions doing Maternity work in Greater Bombay are shown in table 63.

(iii) **School Health Work.**—Medical Inspection of School Children.—The total number of pupils in I to IV Standards and V to VII Standards in all the Municipal Schools in the City was 1,80,083 and 62,707 respectively.

Medical Inspection of pupils of 356 schools including classes reading in Standards I and III as well as of those from II and IV who had remained to be examined during the previous year was done during the year under review. Thus in all 65,477 children (34,509 boys and 30,876 girls and 92 special cases presented by parents and teachers) were examined of whom 56,944 were found defective. The total number of defects noticed amongst the children was 1,41,156. The defects noticed were communicated to the guardians of the children of whom 37,396 consented for clinic and dispensary treatment to their wards. The guardians of 2,751 were explained by the Medical Officers in the Schools the necessity of their wards undergoing clinic and dispensary treatment.

Percentage of common defects to the total number of defects i.e., 1,41,156 is as shown below:—

1959		1960	
Total defects: 1,63,485		Total defects: 1,41,156	
25.67	1	General debility	26.63
23.22	2	Dental (mouth and teeth)	21.30
20.97	3	Enlarged Lymphatic glands	21.28
14.49	4	Throat	14.56
3.38	5	Eye (external)	3.84
3.70	6	Skin (contagious)	3.07
3.00	7	Other diseases	2.97
2.06	8	Nose	2.25
0.79	9	Eye (vision)	0.97
0.79	10	Ear diseases	0.96
0.52	11	Lungs and tuberculosis	0.76
0.63	12	Heart and circulation	0.70
0.74	13	Deformities of bones & rickets	0.67
0.04	14	Spleen	0.04

(2) **Correction of defects.**—294 children with minor ailments were escorted by the School Health Nurses to the nearest Municipal Dispensaries for treatment. 56 cases of enlarged spleen were taken to the Municipal Dispensaries for blood smear. The cases with major ailments were treated at the expanded school clinic at the K. E. M. Hospital. Only 3341 new and 15086 old cases requiring immediate attention were treated at the clinic. 628 children were referred to the Honoraries of the Out-Patient Department of the Hospital for expert opinion.

231 children with errors of refraction were supplied with spectacles free of charge. 149 children suspected of Leprosy infection were directed to the Leprosy clinic for thorough investigations and 30 children suffering from Leprosy were disallowed from attending schools and their parents were instructed by the School Health Nurses the absolute necessity of regular treatment. All the Municipal schools were supplied with emergency outfit. 659 children suffering from scabies, ringworm and boils were treated in the schools by the Medical Officers.

186 Operations were performed at the School Clinic for removal of tonsils and other maladies. One case of rat bite and one of dog bite were treated at the clinic.

391 children suspected to be suffering from T. B. were screened and given free advantages for treatment at the various Municipal T. B. Clinics. 5 children were disallowed from attending schools during the period of infectivity.

Immunization of Municipal School children against Smallpox and Typhoid was arranged by the Superintendent of Vaccination and District Inoculators respectively. School Health Nurses re-vaccinated 17,658 children in Municipal Schools. 1,134 cases (New and Old) with dental defects were treated at the Nair Hospital Dental College. 121 children were taken to the School Clinic at K. E. M. Hospital for dental extraction. Immunization of school children against Diphtheria and that of pupils in Private and Aided schools was continued upto 30th April 1960 and during the period 16,554 and 15,970 children upto 10 years of age were immunized with doses respectively.

(3) **Health Education and follow up work.**—356 and 1027 health talks on personal hygiene were given to children in the schools by the Medical Officers and School Health Nurses respectively in order to inculcate healthy habits among them.

The School Health Nurses paid 2271 domiciliary visits and 718 revisits to ailing children and gave necessary instructions to their parents as regards their care and diet.

DIAGRAM F

CLIMATIC CONDITIONS IN BOMBAY CITY IN 1960

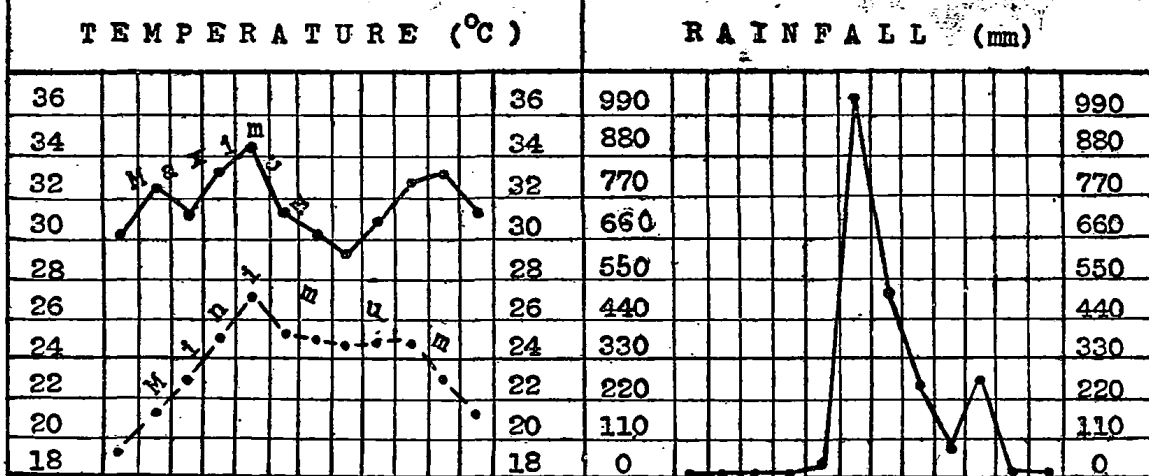
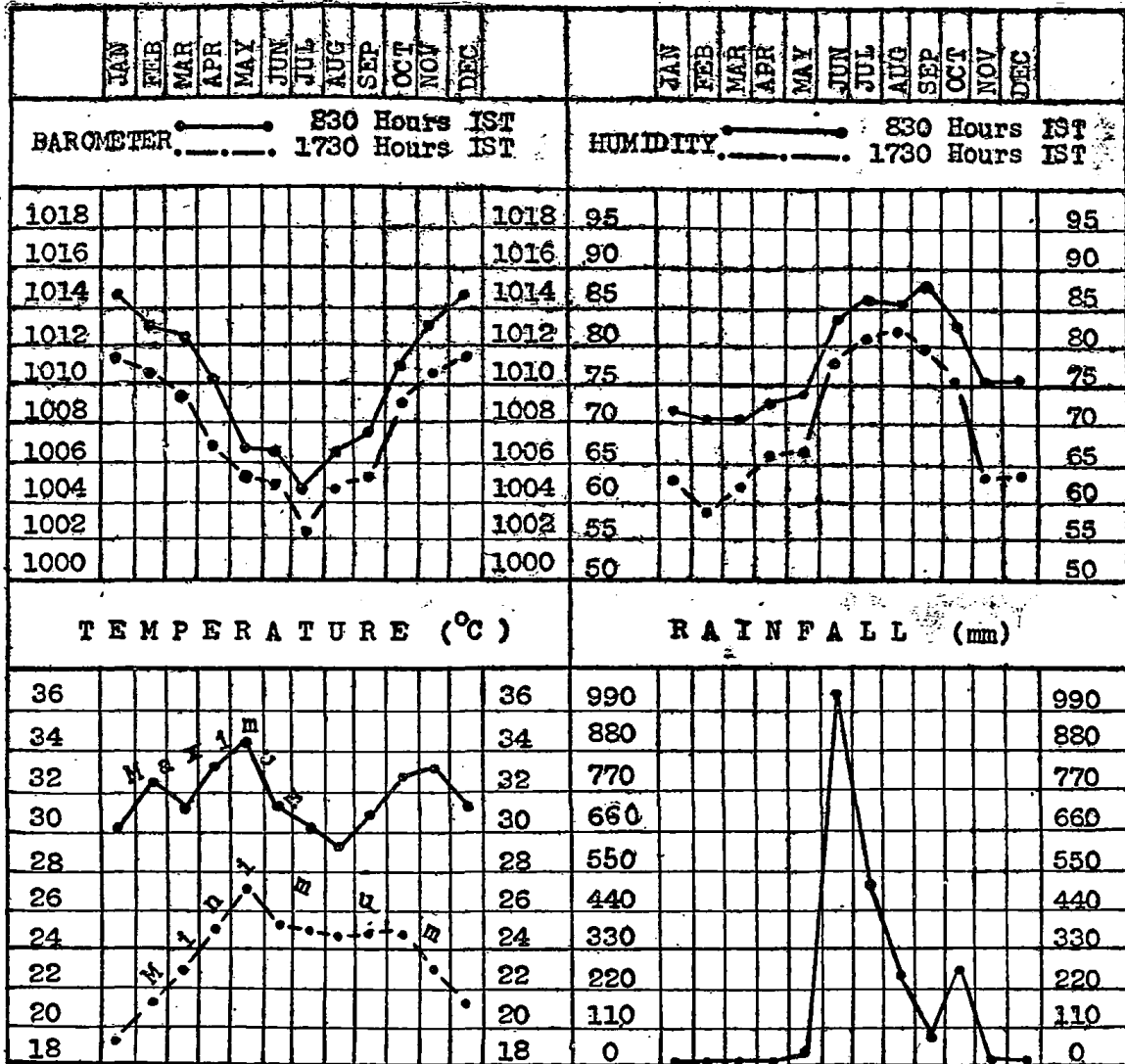


DIAGRAM F 1

DAILY MEAN BIRTHS & DEATHS (BOMBAY CITY) (1960)

Live Births (Daily average) Total Mortality (Daily average)

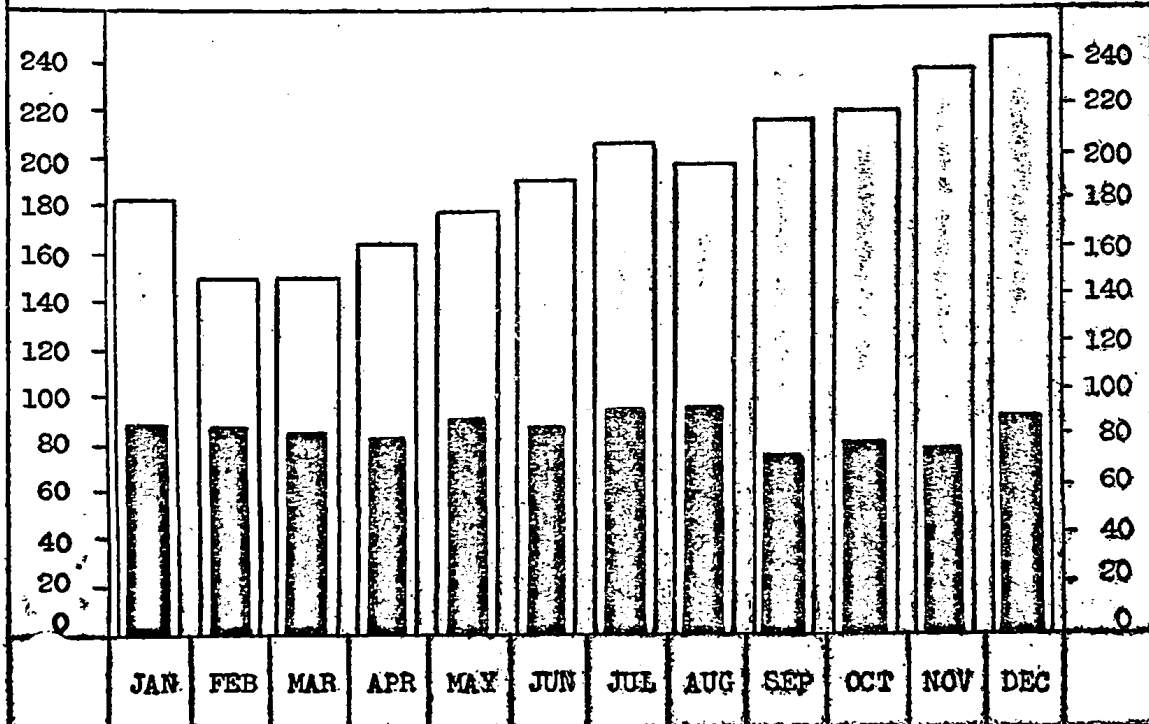


DIAGRAM G-1.

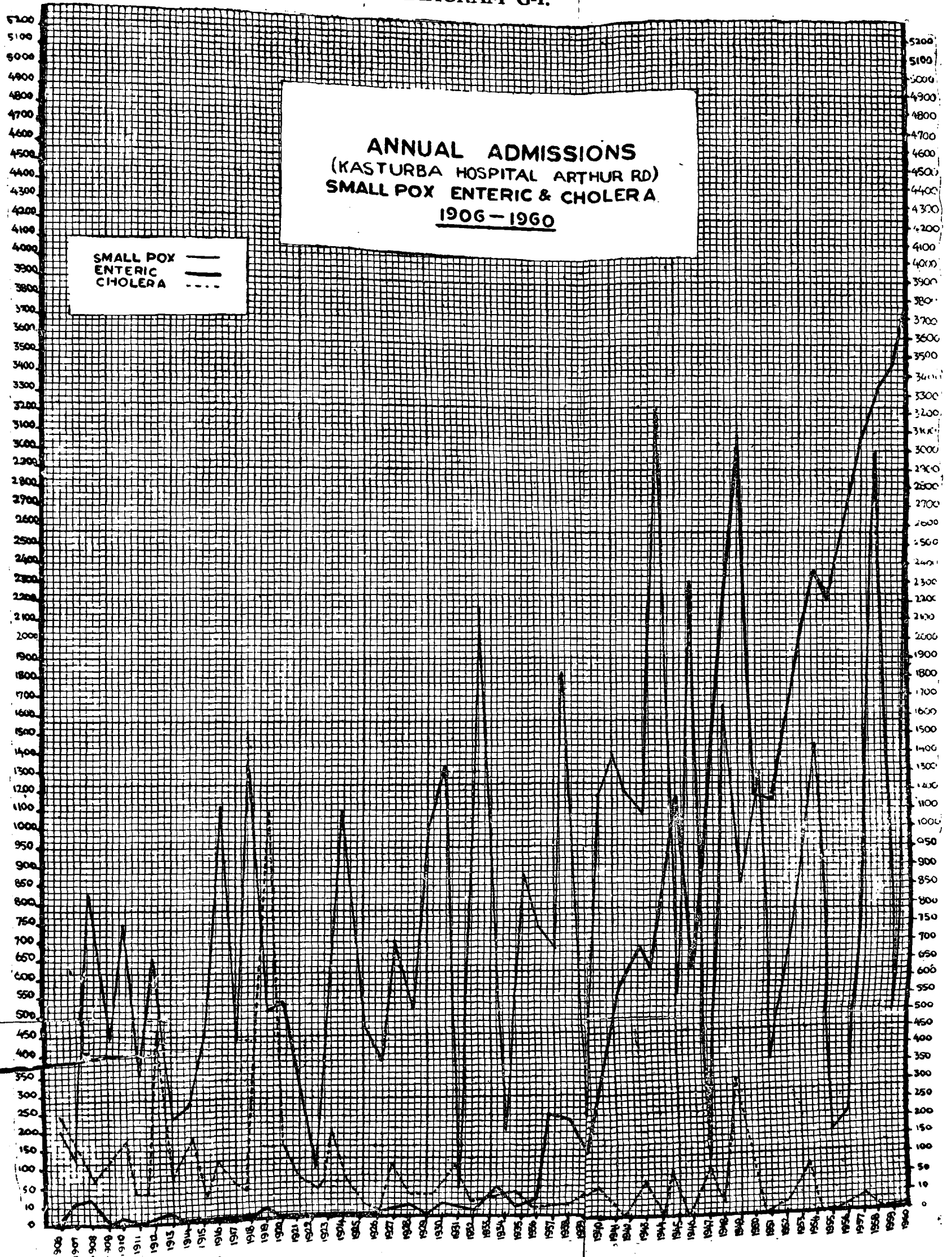
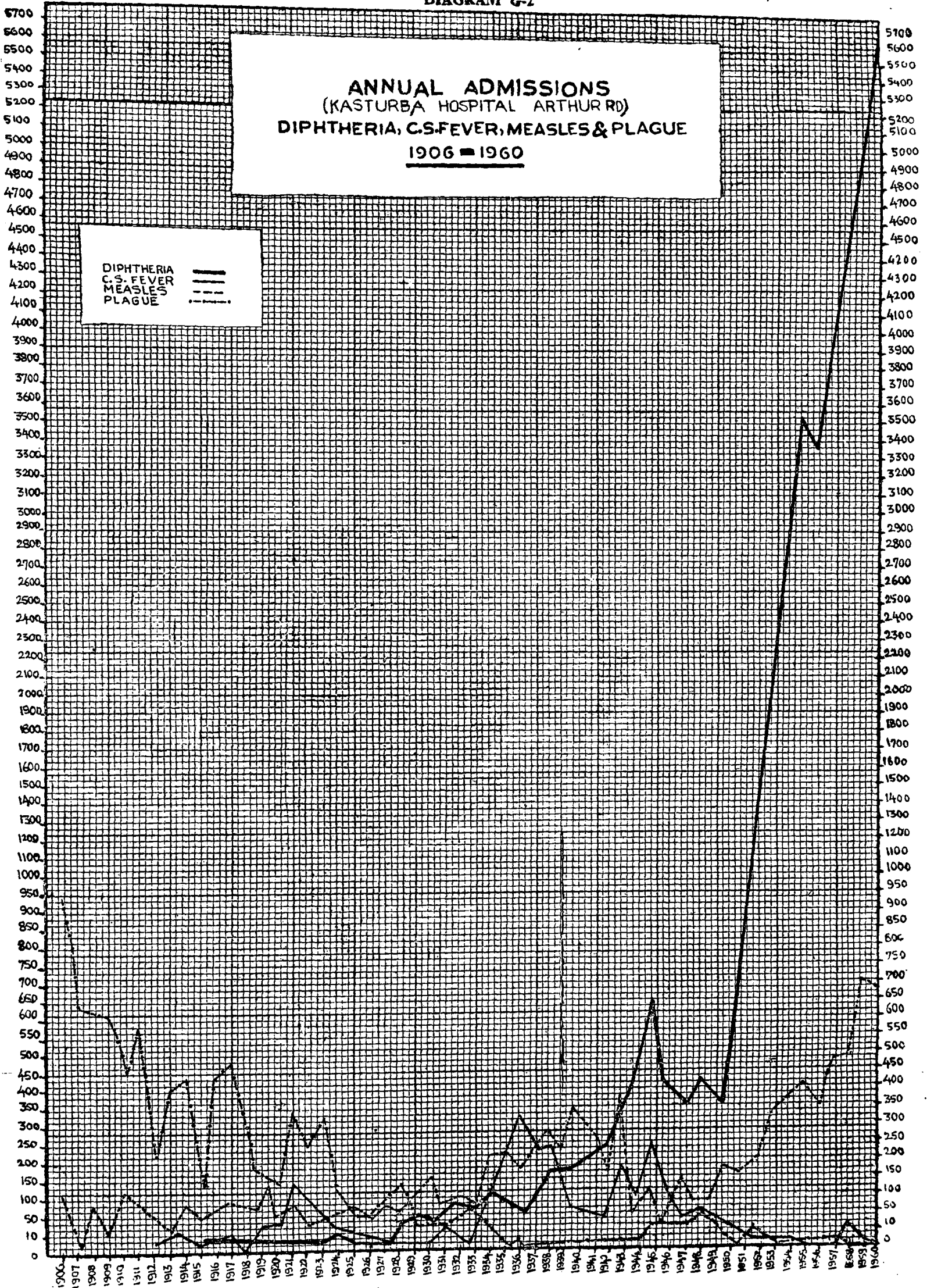


DIAGRAM G-2



(4) **Milk and Snacks scheme for the undernourished children attending Municipal Schools.**—52,140 certified undernourished children were catered with 6 ozs. of toned pasteurised milk in sealed bottles, at 352 milk distributing centres in schools on every school working day.

Sunday Milk Scheme.—About 3,80,070 children under 12 years of age, irrespective of whether schooling or not were catered with 6 ozs. of toned pasteurised milk each during the months of January and February 1960 at 74 centres located in different parts of the City. The supply of milk was discontinued from the month of March 1960 due to certain administrative difficulties of Director of Bombay Milk Scheme.

The child welfare centre of the J. J. Group of Hospitals (which is a part of the W. H. O. Nursing Education project) assisted the Medical Inspection Branch with the Health programme in the two Municipal schools located in the compound of J. J. Group of Hospitals where 86 pupils with defects were treated.

Free Milk Powder Scheme.—Powder milk donated by Lions Club of Bombay was given to the pupils of Standard I and II only from the Colaba group of schools who were not covered under the milk and snack scheme. This distribution was supervised by the Medical Officer (Schools) and by the Assistant Medical Officers (Schools).

Recreational Activities.—All the Sports, Mass Drills and Scout Rallies etc. organised by the Municipal Education Department at different places in the City, were attended to by the Medical Officers of this branch for rendering first aid to the injured participants.

(7) MEDICAL RELIEF.

Municipal free dispensaries.—The number of new cases treated at the 27 dispensaries and one mobile dispensary was 5,86,645 (3,00,783 males and 2,85,862 females) as against 5,22,725 in 1959. The total attendance was 24,32,230 as against 23,35,378 in 1959 including visits by the dispensary medical officers to patients at their homes (table 64).

Clinics for women and children were conducted by three part-time Lady Doctors at 6 Municipal Dispensaries for 2 hours thrice a week. The number of new cases treated was 4,718 (3,828 women and 890 children) as against 5,751 in 1959. The total attendance was 51,123. These figures include visits by the Lady Doctors to patients at their homes.

The eye dispensary and hospital at Kamathipura were attended by two honorary medical surgeons by turns. The out-patients department remained open every-day from 7 to 10-30 a. m. except on Sundays and Holidays. The hospital had an accommodation of 6 beds for males and 6 for females with a modest operation theatre and a full-time resident nurse.

The total number of new cases treated at this institution was 14,907 as against 13,590 in 1959. The total attendance was 1,04,363 as against 99,183 in 1959. The number of indoor patients amongst the new cases and amongst the total attendance were 302 and 4,435 respectively (table 65).

Poor Box Charity Collections.—Details in table 66 show the account of the income, expenditure, etc., out of the money received in the boxes kept at various medical institutions.

(8) HEALTH PROPAGANDA AND EDUCATION.

The health propaganda and education was carried out through the department of the Public Relations Officer and the activities in this connection are given in detail in the report of the Public Relations Department

4 (A) KASTURBA HOSPITAL FOR INFECTIOUS DISEASES, ARTHUR ROAD, BOMBAY NO. 11

This Hospital which was known as City Fever Hospital, Arthur Road, has been named as Kasturba Hospital for infectious diseases as approved by the Corporation under their resolution No. 1540 of 12th January 1961.

Dr. J. K. Thanawala, M.D., F.C.P.S., continued to hold the post of the Medical Superintendent throughout the year. During the period of leave of Dr. Thanawala from 13th April 1960 to 29th April 1960 and 24th October 1960 to 9th November 1960, Dr. B. R. Shah, M.D., Honorary Pathologist and Dr. R. S. Deshpande, Assistant Medical Officer, looked after his work.

The Honorary staff attached to the Hospital was as follows:—

(1) Dr. B. R. Shah, M.D. ... Hon. Pathologist.

The Consulting Honorary staff attached to the Hospital was as follows:—

(1) Dr. L. H. Hiranandani, F.R.C.S., D.L.O., F.C.P.S.	... Hon. Aural Surgeon.
(2) Dr. J. V. DeSa, M.S., D.L.O.	... Hon. Aural Surgeon.
(3) Dr. S. Desai, M.B.B.S., D.O.	... Hon. Dermatologist and Venerologist.
(4) Dr. D. G. Mody, M.B.B.S., D.O.D.O., M.S.	... Hon. Ophthalmic Surgeon.
(5) Dr. M. V. Sant, M.S.	... Hon. Orthopaedic Surgeon.
(6) Dr. R. M. Gaitonde, M.S., F.R.C.S.	... Hon. Orthopaedic Surgeon.
(7) Dr. L. H. Athle, D.M.R.S.	... Hon. Radiologist.
(8) Dr. N. S. Vahia, M.D.	... Hon. Psychiatrist.
(9) Dr. R. B. Raut, L.D.Sec.	... Hon. Dentist.
(10) Dr. Janak Mehta, M.B.B.S., D.A.	... Hon. Anaesthetist.
(11) Dr. S. C. Sheth, M.D., M.R.C.P., F.C.P.S., D.C.H.	... Hon. Paediatrician.
(12) Dr. V. N. Purandare, M.D., F.R.C.S.	... Hon. Obstetrician and Gynaecologist.

During the year under report, Dr. H. A. Choksey, M.R.C.P., Honorary Dermatologist and Venereologist retired on account of superannuation. Dr. V. K. Desai, L.R.C.P., M.R.C.S., F.R.C.S., Honorary Surgeon and Dr. P. K. Sen, M.S., Honorary Surgeon resigned the posts held by them.

1. **Admissions.**—During the year, 32,542 patients suffering from various acute infectious and communicable diseases except Tuberculosis and Leprosy were admitted in the Hospital as against 24,775 during the previous year (*vide* tables 67, 68 and 69). Out of these 32,542 patients, 2,885 were of Smallpox, 3,786 were of Enteric Fever and 5,674 of Diphtheria. The daily average number of patients was 817. The annual admission figure *viz.*, 32,542 was the highest so far recorded. However, the case fatality rate in the total admissions was 4.1 per cent. On account of heavy admissions of cases suffering from major infectious diseases, admissions to the cases suffering from less dangerous diseases had to be restricted.

2. **Hospital Accommodation.**—(*Vide* table 70).

3. **Smallpox.**—In a total of 2,885 cases admitted in this Hospital, 687 died giving a case fatality rate of 23.8 per cent. Excluding 224 deaths which occurred within 48 hours of admission of cases in a moribund condition, the case fatality rate was 16.0 per cent. only. March, April, May, November and December were the heavy months for admissions and January, August and September were lean months.

The clinical classification of cases of Smallpox admitted and mortality rate in them are given in Table 71. They are also classified by age-groups and vaccinal condition in table 72.

The Smallpox admissions from 1947 are summarised in table 73.

4. **Diphtheria.**—The total number of cases admitted during the year 1960 was 5,674. Out of these 159 proved fatal. The case fatality rate was 2.8 per cent. Excluding the 108 moribund cases that died within 48 hours of admissions, the case fatality rate was 0.9 per cent. The operation of the tracheotomy was required to be performed at this Hospital in 56 cases of Diphtheria with Laryngeal obstruction, 37 of whom succumbed to the disease. 7 cases were transferred to this Hospital from other Institutions after tracheotomy operation out of whom 3 proved fatal. The Diphtheria admissions from 1947 onwards are summarised in table 74. Cases were admitted from all parts of the City, predominantly from Parel, Lalbaug, Sewree, Byculla and Dadar localities (*vide* table 75). The incidence by age is shown in table 76.

Erythromycin was administered in 837 cases with severe Toxaemia and Bull's Neck out of which 107 died. This antibiotic helped to reduce the fatality rate of the disease.

The highest incidence of the disease was in the age-group of 11 and above years. The youngest patient admitted was a male child aged 2 months and the oldest a female aged 62 years. Both were discharged cured.

The Diphtheria admissions are classified in table 77.

A Centre was started at this Hospital in June 1955 for the active immunization with P. T. A. P. of the contacts of Diphtheria cases. By the end of the year, as many as 12,638 persons took advantage of the Centre.

5. **Enteric Fever.**—The admissions during the year numbered 3,786 as against 3,471 during the previous year. July, August and September were the peak months for admissions.

Meningeal symptoms developed in 97 cases and 32 had a relapse. Signs of intestinal perforation were detected in 12 cases which were transferred to K. E. M. Hospital and B. Y. L. Nair Hospital for surgical treatment.

Further particulars about complications of the disease are given in table 78.

135 cases proved fatal, giving a case fatality rate of 3.5 per cent. lowest so far recorded. Excluding 61 deaths which occurred among the cases admitted in a moribund condition and within 48 hours of their admission a case fatality rate was 1.9 per cent. only, lowest so far recorded. Considerable reduction in the mortality rate could be attributed to early and on a large scale administration of Chloramphenicol and administration of steroids in toxic and serious cases.

Special Treatment.—(1) High caloric diet was given to all cases (except when it was contraindicated due to abdominal complications such as Distension, Diarrhoea, Haemorrhage, Perforation etc.) The satisfactory response to this diet therapy was shown in all cases by way of improvement in the general condition within 24 to 48 hours, reduction in the complications and also shortening the convalescence.

(2) Whole blood transfusion was given in 87 cases. Out of these cases 5 had Anaemia. The remaining 82 cases had Intestinal Haemorrhage of whom 35 died.

(3) Out of 3,786 cases treated with 'Chloramphenicol', 135 died. Chloramphenicol was administered in 12 hourly doses (3 capsules twice a day to the adults). Inj. Chloramphenicol was administered in 815 cases which were in a very toxic and delirious condition and unable to take the drug orally. It was administered 1 Gm. B. D. (to the adults) till reduction in Toxaemia and improvement in general condition was achieved. Out of these 815 cases, 85 died, 57 being within 48 hours of admission. Inj. Achromycin 100 mgs. along with Inj. Chloramphenicol 1 Gm. twice a day were given in very toxic cases with beneficial results.

Incidence of Enteric Fever and case fatality rate from 1947 are shown in table 79.

Incidence of age-group is shown in table 80. The highest incidence of this disease was found in the age-group of 11 to 30 years. The youngest patient admitted was a female child of 8 months and the oldest a male of 85 years. Both were discharged cured.

6. **Anterior Poliomyelitis.**—195 cases of Poliomyelitis were admitted. 18 cases proved fatal. 184 cases were of Spinal variety and 11 were of Bulbar variety.

7. **Other Diseases.**—Of the 689 cases of Measles, 366 of Mumps and 1,429 of Chickenpox admitted, 60 of Measles, 1 of Mumps and 5 of Chickenpox proved fatal. Majority of the cases were from Children's Homes, Convents etc. The deaths were generally due to the complications of Bronchopneumonia. Of the 66 fatal cases, 40 were admitted in a moribund condition and died within 48 hours of admission. 1,077 cases of Infective Hepatitis were admitted out of which 55 proved fatal. 25 of the latter cases were admitted in a

moribund condition and died within 48 hours of admission. There were 2 cases of C. S. Fever admitted of which 1 died. There was no case of Plague. The only case of Cholera which was admitted in moribund condition died within 48 hours of admission. It was an imported case.

8. **Clinical Laboratory.**—The number of investigations carried out in the Laboratory during the year and the injectable solutions prepared are shown in table 81.

9. **Visitors.**—The distinguished persons who visited the Hospital during the year included :—

- (1) Dr. Leighton E. Cluff, Associate Professor, Hess, Infectious Diseases, John Hopkins University School of Medicine.
- (2) Mr. Frid B. Bang, John Hopkins University.
- (3) Mr. Thomas R. Magowan, Johns Hopkins University.
- (4) Dr. G. A. Leyliabadi, M.D., Public Health Department, Shiras, Iran.
- (5) Mr. Shahhal-ram Jirandas, Teheran, Iran.
- (6) Dr. Phillis Dingle, M.D., M.R.C., O.G. England.

10. *The Works Committee* established as per the Adjudicator's Award, held 2 meetings.

11. *The Peshi Committee* constituted to investigate into the complaints against the menial staff and to award suitable punishments after thorough inquiries was also continued.

12. *The Welfare Centre* for the labour staff carried out its activities satisfactorily.

13. *Teaching.*—Instructions in Infectious Diseases were given to 338 M.B.B.S., D.A.S.F., and post-graduate students preparing for the examination of Diploma in Child Health or Public Health.

Student Nurses, Nurses, Health Visitors etc, from different Institutions also received instructions in nursing management of Infectious Diseases and working of the Infectious Diseases Hospital.

299 Interns were given training in Infectious Diseases.

The Assistant Medical Officer of this Hospital delivered lectures in Infectious Diseases and Tropical Medicine to the student nurses of J. J. Hospital, Bombay.

14. Students and members of the staff took advantage of the Medical Library and the recreation activities provided at this Hospital.

15. **Blood Transfusion.**—Instead of supplying donors sealed bottles containing blood of different groups, were supplied by the Bombay City Red Cross Blood Transfusion Service, which were stored in the Laboratory at this Hospital so that the blood was available for transfusion at any time.

16. **Nurses Welfare Fund.**—Total amount received during the year was Rs. 66.25 as donations and Rs. 126.00 as subscription from the members of the Nursing staff and the balance to the credit of the Fund at the end of the year was Rs. 2,103.25.

17. **Expenditure.**—The total expenditure during the year was Rs. 25,41,466 as against Rs. 20,56,552 during the previous year.

The average weekly and daily cost per patient is given in tables 82 and 83.

6. MUNICIPAL LABORATORY.

During the year under report, Dr. V. Sadasivan continued to be the Municipal Analyst and Public Analyst and Sarvashri P. B. Varde & J. K. Bhide continued as Additional Public Analysts under the Prevention of Food Adulteration Act, 1954. The Municipal Analyst continued to be a member of the following committees :—

- (1) Dairy Sectional Committee of the Indian Standards Institution.
- (2) Water Sectional Committee of the Indian Standards Institution.

He attended the Indian Standards Institution's Sectional Committee Meetings held in Madras in June and December 1960 and took part in the discussion.

The Laboratory continued to be of assistance to the several departments of the Bombay Municipal Corporation in the examination of samples of various articles sent by them, but by far, the important items examined in the Laboratory in large numbers were samples of foods of all kinds under the Prevention of Food Adulteration Act, 1954, and water samples collected from all over the City.

The Laboratory received 29,640 samples as against 25,824 in the preceding year. Categorywise, they arranged themselves into the following groups :—

I. Chemical Examination :

(1) Foods—(i) P. F. A. Act	...	9,899
(ii) Other than P. F. A. Act	...	2,147
(2) Water samples	...	1,111
(3) General Stores	...	164
(4) Licence Department	...	534
(5) W. W. Department	...	5
(6) Hospitals	...	8
(7) Miscellaneous	...	389
		14,257

II. Bacteriological Examination :

(1) Water—(i) From City and Suburbs	...	12,813
(ii) From Bombay Port Trust Area	...	420
(2) Disinfectants	...	6
(3) Vaccines	...	111
(4) Foods	...	471
(5) Miscellaneous	...	10
		<hr/> 13,831

III. Clinical Examination :

(1) Urine	...	222
(2) Blood	...	1,183
(3) Stools	...	48
(4) Sputa and Smears	...	20
(5) Semen	...	46
(6) Swabs	...	33
		<hr/> 1,552

The water-sampling programme continued as usual and samples were collected daily (except on Sundays) from all the Wards, the sampling points in each ward being changed on successive days in a fortnight (*vide* tables 84 and 85).

The work of examination of milk from Government Milk Distribution Centres all over Greater Bombay was continued uninterrupted. Thus, 727 milk samples of which 360 were of Toned Milk, were examined in the year.

The Municipal Analyst attended Courts in the City on several occasions to give evidence in 117 cases under the Prevention of Food Adulteration Act and the Bombay Municipal Corporation Act. The Additional Public Analyst attended Courts on 27 occasions to give evidence in the cases under the Prevention of Food Adulteration Act, 1954.

I. Chemical—(1) *Samples of Food Stuffs* examined chemically were 12,046 (*vide* table 86). Out of them, 9,899 were examined under the Prevention of Food Adulteration Act, 1954 (*vide* table 87).

(2) Of the 1,111 *Samples of Water* examined, 247 Well water samples and 88 Water samples collected from other sources were found to be unfit for potable purposes.

(3) One thousand one hundred *Samples of Different Kinds* such as Soap, Paints, Varnishes, articles of Stationery (*i.e.*, different kinds of Inks and Gums), Drugs, Chemicals etc. were received from different departments and from members of the Public (*vide* table 86).

II. Bacteriological.—(1) Of the 12,813 *Samples of Water from City and Suburbs* examined, 164 Well water samples and 2,084 Water samples collected from other sources were found to be unfit for potable purposes.

Four Hundred and Twenty *Samples of Water* from the Bombay Port Trust Area were examined and all of them were found to be fit for potable purposes.

(2) Six *Samples of Disinfectants* were examined to determine the Rideal-Walkar Co-efficient.

(3) Out of 471 *Samples of Food Stuff* examined, 10 were found to be unfit for human consumption.

(4) One Hundred and Eleven *Samples of Vaccine Lymph* were examined and all were found to be free from pathogenic bacteria.

(5) Ten *Samples of Miscellaneous Nature* were examined (*vide* table 88).

III. Clinical.—(1) Out of 222 *Samples of Urine* examined, 54 samples were received from private individuals and 168 from Municipal Institutions.

(2) One Thousand one hundred and Eightythree *Samples of Blood* were examined which included 486 Blood Smears for the detection of Malarial Parasites, three being positive.

(3) Out of 20 *Samples of Sputum* examined, 17 were of T. B. of which 2 were found to be positive.

(4) Out of 33 *Samples of Throat Swabs* examined, none was positive.

(5) Ninety-four *Samples of a Miscellaneous Nature* such as Stools, semen, etc., were also examined (*vide* table 88).

The following difficulties were experienced while working the measures prescribed in the Prevention of Food Adulteration Act :—

- (i) The need for Punch witness at the time of sampling.
- (ii) The absence of powers to destroy perishable articles found to be unfit for human consumption without having to go to the court.
- (iii) The Standards being not properly fixed.
- (iv) The need for taking samples in quantities prescribed in the rules.

The Examination of Samples from the Water supply to the City showed that the samples were generally of 'A' Class quality.

4. (B) VACCINATION.

Small-pox was sporadic during the year except it showed an increase from middle of November. The highest number of cases and deaths *viz.*, 880 and 214 respectively occurred in December 1960.

9,06,464 persons were vaccinated of which 76,832 were primary and 8,29,632 re-vaccinations. Of the children primarily vaccinated, 61,405 were Bombay born as against 57,062 in the preceding year. The total number of births registered from July 59 to June 60 was 77,747, of which 21.02 per cent. of the children born in the City were not vaccinated during the period, while 15,427 children born outside the City were vaccinated in the City (*vide* table 89).

Out of 46 Public Vaccination Stations, 3 functioned daily and the remaining 43 stations worked for 2½ hours once a week by rotation. On an average, 9 stations worked every day.

The results of vaccinations done was verified by inspecting children brought to the stations on the 8th day of the vaccination operation. (*vide* table 90).

Certificates for postponement of vaccination were issued in case of 35 children on the ground of ill-health.

No cases of ill-effects due to vaccination were reported in the year.

During the year, 310 medical students, 284 private students from the City and Mofussil attended different Public Vaccination Stations for practical instructions in vaccination. Besides these, 25 Health Visitors of the Bombay Presidency Infant Welfare Society were also given instructions and training in vaccination at the request of the Honorary Secretary of the Society. During the year the students attending the Sanitary Inspector's Course conducted by the Local Self Government Institute were imparted instructions and training in vaccination.

20,031 Pilgrims proceeded to Haj during the year under report of whom 4,729 were vaccinated at the office of the Haj Committee by the staff of Vaccination Branch and were given certificate in international forms.

Income and cost per vaccination is shown in table 91.

TABLE I
POPULATION

Ward	Section.	POPULATION.					
		By the Census 1951.			By the Census 1941.		
		Males.	Females.	Total.	Males.	Females.	Total.
A	Upper Colaba ...	9,008	4,720	13,728	7,210	1,091	8,301
	Middle and Lower Colaba ...	24,577	14,583	39,160	21,513	12,007	33,520
	Fort, South ...	11,908	4,932	16,840	9,656	3,738	13,394
	Fort, North ...	24,797	11,831	36,628	18,367	10,189	28,556
	Esplanade ...	27,545	14,241	41,786	11,938	6,530	18,468
		97,835	50,307	1,48,142	68,684	33,555	1,02,239
B	Mandvi ...	23,923	12,484	36,407	25,411	13,503	38,914
	Chakla ...	18,373	11,054	29,427	13,986	8,068	22,054
	Umerkhad: ...	49,443	31,029	80,472	32,567	19,715	52,282
	Dongri ...	19,381	13,165	32,546	12,680	9,082	21,762
		1,11,120	67,732	1,78,852	84,644	50,368	1,35,012
C	Khara Talao ...	19,755	12,405	32,160	22,998	14,071	37,069
	Kumbharwada ...	29,244	15,455	44,699	18,957	10,898	29,855
	Bhuleshwar ...	37,542	21,479	59,021	19,033	8,634	27,667
	Market ...	37,662	17,346	55,008	22,923	11,461	34,384
	Dhobi Talao ...	44,134	25,563	69,697	29,147	17,843	46,990
		35,292	21,693	56,985	21,575	14,362	35,937
		2,03,629	1,13,941	3,17,570	1,34,633	77,269	2,11,902
D	Khetwadi ...	42,367	27,704	70,071	31,229	21,455	52,684
E	Tardeo ...	31,982	19,456	51,438	21,216	13,996	35,212
D	Girgaum ...	42,448	27,445	69,893	32,485	21,470	53,955
	Chowpati ...	20,738	12,932	33,670	13,670	9,082	22,752
	Walkeshwar ...	23,720	15,637	39,357	15,354	9,797	25,151
	Mahalakshmi ...	37,649	23,545	61,194	32,254	22,368	54,622
		1,66,922	1,07,263	2,74,185	1,24,992	84,172	2,09,164
E	Mazagaon ...	36,497	17,826	54,323	28,575	15,762	44,337
	Tarwadi ...	38,996	20,029	59,025	24,210	14,659	38,869
	1st Nagpada ...	12,336	8,306	20,642	6,350	4,740	11,090
	2nd Nagpada ...	24,675	14,713	39,388	19,635	11,055	30,690
	Kamathipurfa ...	35,401	21,969	57,370	26,346	16,063	42,409
	Byculla ...	96,970	48,924	1,45,894	62,908	33,570	96,478
		2,76,857	1,51,223	4,28,080	1,89,240	1,09,845	2,99,085
F	Parel ...	71,981	39,296	1,11,277	43,836	27,590	71,426
	Sewri ...	42,585	20,502	63,087	20,625	11,239	31,864
	Naigaum ...	66,224	39,837	1,06,061	32,448	19,717	52,165
	Matunga ...	31,390	21,839	53,229	25,562	18,195	43,757
	Sion ...	44,857	32,342	77,199	13,169	8,871	22,040
		2,57,037	1,53,816	4,10,853	1,35,640	85,612	2,21,252
G	Dadar ...	85,270	55,096	1,40,366	30,727	19,885	50,612
	Mahim ...	36,021	28,063	64,084	25,566	19,139	44,705
	Parbhadevi ...	52,214	29,367	81,581	37,023	21,775	58,798
	Worli ...	61,663	36,717	98,380	35,777	20,887	56,664
	Chinchpokli ...	1,00,897	48,404	1,49,301	38,528	21,229	59,757
	Love Grove ...	6,809	3,704	10,513	3,386	1,313	4,699
		3,42,874	2,01,351	5,44,225	1,71,007	1,04,228	2,75,235
	Harbour, Docks, Railways and Unknown ...	23,310	3,803	27,113	33,613	2,381	35,994
	Total ...	14,79,584	8,49,436	23,29,020	9,42,453	5,47,430	14,89,883

TABLE 2
AREA, DENSITY OF POPULATION, BIRTHS, ETC., 1960.

1	2	3	4	5			6	7	8
Ward.	Sections.	Area in acres.	Average population per acre calculated on the census population of 1951.	Number of births registered.			No. of births per 1,000 of population.	Mean ratio of births per 1,000 of population during the preceding 5 years.	Deaths under 1 year per 1,000 births.
				Males.	Females.	Total.			
A	Upper Colaba	605.77	22.7	375	348	723	52.7	43.1	29.1
	Middle and Lower Colaba	790.88	49.5	653	681	1,334	34.1	31.9	102.6
	Fort, Southern	454.26	37.1	56	55	111	6.6	6.8	45.0
	Fort, Northern	89.70	121.0	485	475	960	26.2	28.7	108.3
	Esplanade	648.41	64.4	689	699	1,388	33.2	31.4	78.5
		2,589.02	57.2						
B	Mandvi	171.60	212.1	455	464	919	25.2	24.2	87.1
	Chakla	45.16	651.6	344	365	709	24.1	24.1	77.6
	Umarkhadi	94.95	847.5	1,217	1,170	2,387	29.7	27.7	77.5
	Dongri	296.50	109.8	552	590	1,142	35.1	32.9	84.1
		608.21	294.1						
C	Khara Talao	57.36	560.7	491	493	984	30.6	29.4	89.4
	Kumbharwada	42.05	863.0	670	587	1,257	28.1	27.2	78.8
	Bhuleshwar	43.22	565.6	882	835	1,717	29.1	28.7	88.5
	Market	81.75	672.9	580	562	1,142	20.8	22.4	73.6
	Dhobi Talao	114.63	608.0	870	802	1,672	23.9	25.8	97.5
	Fanaswadi	102.39	556.5	717	618	1,335	23.4	23.0	77.9
		441.40	719.5						
D	Khetwadi	153.71	455.9	1,062	997	2,059	29.4	28.9	74.3
E	Tardeo	146.92	350.1	837	875	1,712	33.3	30.4	88.8
D	Girgaum	114.42	610.8	881	855	1,736	24.8	23.8	70.9
	Chowpati	106.52	316.1	430	426	856	25.4	25.1	61.9
	Walkeshwar	584.20	67.4	604	567	1,171	29.8	24.6	52.9
	Mahalakshmi	680.02	89.9	1,413	1,416	2,829	46.2	38.3	78.1
		1,638.87	167.3						
E	Mazagaon	544.41	99.8	1,020	948	1,968	36.2	36.5	118.4
	Tarwadi	359.90	164.0	798	753	1,551	26.3	26.1	119.9
	1st Nagpada	96.20	214.6	317	276	593	28.7	27.6	175.4
	2nd Nagpada	86.53	455.2	788	746	1,534	36.4	35.6	129.7
	Kamathipura	60.32	951.0	937	843	1,780	31.0	30.3	21.7
		1,830.55	233.9						
F	Byculla	536.27	272.1	2,523	2,084	4,607	31.6	30.8	114.8
	Parel	560.59	198.5	2,099	1,903	4,002	35.9	33.4	100.9
	Sewri	1,129.59	55.9	1,220	1,189	2,409	38.2	35.7	165.6
	Naigaum	425.08	249.5	1,445	1,404	2,849	26.9	25.4	99.7
	Matunga	388.46	137.0	676	644	1,320	24.8	27.9	44.7
		5,231.61	78.5						
G	Ston	2,727.89	28.3	1,820	1,767	3,587	45.2	41.2	136.0
	Dadar	1,450.38	96.8	1,700	1,577	3,277	23.3	21.9	232.5
	Mahim	370.74	172.9	1,342	1,289	2,631	41.1	47.8	82.5
	Parbhadevi	489.46	166.7	1,795	1,830	3,625	44.4	39.6	107.9
	Wori	915.11	107.5	2,216	2,150	4,366	44.4	37.2	113.6
	Chinchpokli	477.31	312.8	1,410	1,318	2,728	18.3	16.9	133.0
		4,411.76	123.4						
	Love Grove	708.76	14.8	38	36	74	7.0	3.6	81.1
	Harbour, Docks, Railways and Unknown...
	Total	16,751.42	139.0	36,407	34,637	71,044	30.5	28.9	109.1

TABLE I
POPULATION

Ward	Section.	POPULATION.					
		By the Census 1951.			By the Census 1941.		
		Males.	Females.	Total.	Males.	Females.	Total.
A	Upper Colaba ...	9,008	4,720	13,728	7,210	1,091	8,301
	Middle and Lower Colaba ...	24,577	14,583	39,160	21,513	12,007	33,520
	Fort, South ...	11,908	4,932	16,840	9,656	3,738	13,394
	Fort, North ...	24,797	11,831	36,628	18,367	10,189	28,556
	Esplanade ...	27,545	14,241	41,786	11,938	6,530	18,468
		97,835	50,307	1,48,142	68,684	33,555	1,02,239
B	Mandvi ...	23,923	12,484	36,407	25,411	13,503	38,914
	Chakla ...	18,373	11,054	29,427	13,986	8,068	22,054
	Umerkhad: ...	49,443	31,029	80,472	32,567	19,715	52,282
	Dongri ...	19,381	13,165	32,546	12,680	9,082	21,762
		1,11,120	67,732	1,78,852	84,644	50,368	1,35,012
C	Khara Talao ...	19,755	12,405	32,160	22,998	14,071	37,069
	Kumbharwada ...	29,244	15,455	44,699	18,957	10,898	29,855
	Bhuleshwar ...	37,542	21,479	59,021	19,033	8,634	27,667
	Market ...	37,662	17,346	55,008	22,923	11,461	34,384
	Dhobi Talao ...	44,134	25,563	69,697	29,147	17,843	46,990
	Fanaswadi ...	35,292	21,693	56,985	21,575	14,362	35,937
		2,03,629	1,13,941	3,17,570	1,34,633	77,269	2,11,902
D	Khetwadi ...	42,367	27,704	70,071	31,229	21,455	52,684
E	Tardeo ...	31,982	19,456	51,438	21,216	13,996	35,212
D	Girgaum ...	42,448	27,445	69,893	32,485	21,470	53,955
	Chowpati ...	20,738	12,932	33,670	13,670	9,082	22,752
	Walkeshwar ...	23,720	15,637	39,357	15,354	9,797	25,151
	Mahalakshmi ...	37,649	23,545	61,194	32,254	22,368	54,622
		1,66,922	1,07,263	2,74,185	1,24,992	84,172	2,09,164
E	Mazagaon ...	36,497	17,826	54,323	28,575	15,762	44,337
	Tarwadi ...	38,996	20,029	59,025	24,210	14,659	38,869
	1st Nagpada ...	12,336	8,306	20,642	6,350	4,740	11,090
	2nd Nagpada ...	24,675	14,713	39,388	19,635	11,055	30,690
	Kamathipufa ...	35,401	21,969	57,370	26,346	16,063	42,409
	Byculla ...	96,970	48,924	1,45,894	62,908	33,570	96,478
		2,76,857	1,51,223	4,28,080	1,89,240	1,09,845	2,99,085
F	Parel ...	71,981	39,296	1,11,277	43,836	27,590	71,426
	Sewri ...	42,585	20,502	63,087	20,625	11,239	31,864
	Naigaum ...	66,224	39,837	1,06,061	32,448	19,717	52,165
	Matunga ...	31,390	21,839	53,229	25,562	18,195	43,757
	Sion ...	44,857	32,342	77,199	13,169	8,871	22,040
		2,57,037	1,53,816	4,10,853	1,35,640	85,612	2,21,252
G	Dadar ...	85,270	55,096	1,40,366	30,727	19,885	50,612
	Mahim ...	36,021	28,063	64,084	25,566	19,139	44,705
	Parbhadevi ...	52,214	29,367	81,581	37,023	21,775	58,798
	Worli ...	61,663	36,717	98,380	35,777	20,887	56,664
	Chinchpokli ...	1,00,897	48,404	1,49,301	38,528	21,229	59,757
	Love Grove ...	6,809	3,704	10,513	3,386	1,313	4,699
		3,42,874	2,01,351	5,44,225	1,71,007	1,04,228	2,75,235
	Harbour, Docks, Railways and Unknown ...	23,310	3,803	27,113	33,613	2,381	35,994
	Total ...	14,79,584	8,49,436	23,29,020	9,42,453	5,47,430	14,89,883

TABLE 2
AREA, DENSITY OF POPULATION, BIRTHS, ETC., 1960.

1	2	3	4	5			6	7	8
Ward.	Sections.	Area in acres.	Average population per acre calculated on the census population of 1951.	Number of births registered.			No. of births per 1,000 of population.	Mean ratio of births per 1,000 of population during the preceding 5 years.	Deaths under 1 year per 1,000 births.
				Males.	Females.	Total.			
A	Upper Colaba	605.77	22.7	375	348	723	52.7	43.1	29.1
	Middle and Lower Colaba	790.88	49.5	653	681	1,334	34.1	31.9	102.6
	Fort, Southern	454.26	37.1	56	55	111	6.6	6.8	45.0
	Fort, Northern	89.70	121.0	485	475	960	26.2	28.7	108.3
	Esplanade	648.41	64.4	689	699	1,388	33.2	31.4	78.5
		2,589.02	57.2						
B	Mandvi	171.60	212.1	455	464	919	25.2	24.2	87.1
	Chakla	45.16	651.6	344	365	709	24.1	24.1	77.6
	Umarkhadi	94.95	847.5	1,217	1,170	2,387	29.7	27.7	77.5
	Dongri	296.50	109.8	552	590	1,142	35.1	32.9	84.1
		608.21	294.1						
C	Khara Talao	57.36	560.7	491	493	984	30.6	29.4	89.4
	Kumbharwada	42.05	863.0	670	587	1,257	28.1	27.2	78.8
	Bhuleshwar	43.22	565.6	882	835	1,717	29.1	28.7	88.5
	Market	81.75	672.9	580	562	1,142	20.8	22.4	73.6
	Dhobi Talao	114.63	608.0	870	802	1,672	23.9	25.8	97.5
	Fanaswadi	102.39	556.5	717	618	1,335	23.4	23.0	77.9
		441.40	719.5						
D	Khetwadi	153.71	455.9	1,062	997	2,059	29.4	28.9	74.3
E	Tardeo	146.92	350.1	837	875	1,712	33.3	30.4	88.8
D	Girgaum	114.42	610.8	881	855	1,736	24.8	23.8	70.9
	Chowpati	106.52	316.1	430	426	856	25.4	25.1	61.9
	Walkeshwar	584.20	67.4	604	567	1,171	29.8	24.6	52.9
	Mahalakshmi	680.02	89.9	1,413	1,416	2,829	46.2	38.3	78.1
		1,638.87	167.3						
E	Mazagaon	544.41	99.8	1,020	948	1,968	36.2	36.5	118.4
	Tarwadi	359.90	164.0	798	753	1,551	26.3	26.1	119.9
	1st Nagpada	96.20	214.6	317	276	593	28.7	27.6	175.4
	2nd Nagpada	86.53	455.2	788	746	1,534	36.4	35.6	129.7
	Kamathipura	60.32	951.0	937	843	1,780	31.0	30.3	21.7
	Byculla	536.27	272.1	2,523	2,084	4,607	31.6	30.8	114.8
		1,830.55	233.9						
F	Parel	560.59	198.5	2,099	1,903	4,002	35.9	33.4	100.9
	Sewri	1,129.59	55.9	1,220	1,189	2,409	38.2	35.7	165.6
	Naigaum	425.08	249.5	1,445	1,404	2,849	26.9	25.4	99.7
	Matunga	388.46	137.0	676	644	1,320	24.8	27.9	44.7
	Sion	2,727.89	28.3	1,820	1,767	3,587	45.2	41.2	136.0
		5,231.61	78.5						
G	Dadar	1,450.38	96.8	1,700	1,577	3,377	23.3	21.9	232.5
	Mahim	370.74	172.9	1,342	1,289	3,631	41.1	47.8	82.5
	Parbhadevi	489.46	166.7	1,795	1,830	3,625	44.4	39.6	107.9
	Worli	915.11	107.5	2,216	2,150	4,366	44.4	37.2	113.6
	Chinchpokli	477.31	312.8	1,410	1,318	2,728	18.3	16.9	133.0
	Love Grove	708.76	14.8	38	36	74	7.0	3.6	81.1
		4,411.76	123.4						
	Harbour, Docks, Railways and Unknown...
	Total	16,751.42	139.0	36,407	34,637	71,044	30.5	28.9	109.1

TABLE 3

METEOROLOGICAL DATA (GOVERNMENT OBSERVATORY, COLABA), LATITUDE 18°-53'-36" NORTH LONGITUDE 72°-48'-56" EAST.

Months.	WIND.		TEMPERATURE. (°C)						MEAN BAROMETRIC PRESSURE (in Millibars) (corrected to 285° Absolute)		MEAN RELATIVE HUMIDITY (in %)		Normal monthly rel. humid- ity in %	RAINFALL.					Number of rainy days.		
	Mean Direction.		Mean speed in Km per hour at 0830 hours. I.S.T.	Mean maxi- mum temper- ature.	Depart- ure from normal.	Highest in month.	Mean mini- mum temper- ature.	Depart- ure from normal.	Lowest in month.	At 0830 hrs. I.S.T.	At 1730 hrs. I.S.T.	At 0830 hrs. I.S.T.		At 1730 hrs. I.S.T.	Total rainfall for the month (in Milli- meters)	Depart- ure from normal. (mm.)	Highest fall in one day.			Minimum fall in one day.	
	At 0830 hrs. I.S.T.	At 1730 hrs. I.S.T.															Mm.	Date.		Mm.	Date.
1960.																					
January	N 71 E	N 42 W	8.8	30.0	+1.9	33.8	19.3	-0.6	15.9	1014.5	1011.7	72	63	68	0.0	-3.6
February	N 72 E	N 48 W	7.5	32.6	+4.4	35.8	21.2	+1.0	18.3	1013.1	1010.0	70	59	68	0.0	-2.0
March	N 27 E	N 44 W	11.2	31.3	+1.5	36.9	22.8	-0.1	19.7	1012.2	1009.0	70	62	72	0.0	-1.3
April	S 88 E	N 58 W	10.3	32.7	+1.3	34.8	24.9	-0.4	21.9	1010.1	1006.6	73	67	74	t	-0.8	—
May	S 59 W	S 83 W	12.2	34.1	+1.4	35.6	27.3	+0.2	23.4	1006.6	1003.7	74	67	74	39.6	+23.1	28.6	16th	0.3	17th	6
June	S 40 W	S 66 W	12.1	31.6	+0.5	34.9	25.8	-0.7	23.2	1005.3	1003.3	84	79	81	1011.1	+527.0	238.3	28th	0.5	11th	25
July	S 65 W	S 83 W	15.2	30.5	+1.3	33.9	25.5	+0.1	24.2	1004.5	1002.6	86	81	85	500.0	-116.5	79.6	28th	0.2	23rd	24
August	N 68 W	S 88 W	17.0	29.6	+0.6	31.1	24.8	-0.3	23.1	1006.2	1004.5	85	82	84	225.4	-114.7	36.9	4th	0.4	23rd	27
September	N 63 W	N 67 W	8.2	30.7	+1.4	33.5	24.7	-0.1	23.3	1007.9	1005.3	88	80	83	97.5	-166.4	15.5	24th	0.1	4th	23
October	S 75 E	N 60 W	5.9	32.4	+1.4	36.2	24.4	-0.4	21.5	1011.4	1008.6	83	76	78	244.7	+180.2	78.6	8th	7.3	11th	6
November	N 69 E	N 47 W	5.2	33.0	+2.3	35.1	23.1	±0.0	18.3	1013.0	1010.1	75	64	70	0.0	-13.5
December	N 75 E	N 49 W	6.3	31.9	+2.6	34.7	21.8	+0.7	19.6	1014.6	1011.7	75	64	68	0.6	-1.4	0.6	30th	1

Note :—(1) 't' denotes rainfall less than 0.1 mm. (2) Rainy day —: A day on which 0.3 mm. or more of rain is recorded.

TABLE 4

SANITARY INSPECTIONS AND IMPROVEMENTS SECURED.

	No. of Inspections, etc., by	
	Medical Inspectors	Medical Assistants and Sanitary Inspectors
<i>A—Nature of inspection or premises visited—</i>		
1. Dwelling houses	6,321	40,378
2. Milch cattle stables	120	320
3. Other stables	235	1,235
4. Dairies and milkshops	1,039	6,057
5. Eating houses	6,845	26,124
6. Other premises where food is sold	1,641	7,247
7. Aerated water works	217	476
8. Other workshops and factories	407	1,480
9. Accumulations of refuse	620	4,343
10. Building works	55	209
11. Drains and fittings	1,247	13,111
12. Other inspections and inquiries	13,938	39,189
13. Markets	16	52
Total no. of inspections	32,701	* 1,40,221
* This figure includes 2,653 inspections made by the Mobile Squad.		
<i>B—Works, etc., completed—</i>		
1. Dwellings—		
(a) Limewashed	212	1,244
(b) Water supply provided
(c) Overcrowding abated
(d) Insanitary dwellings evacuated	516	988
2. Stables—		
(a) Paved and drained
(b) Cleaned and refuse removed	32	148
(c) Licences cancelled	4	4
3. Eating houses, dairies, etc.—		
(a) Regulations enforced	1,694	6,660
(b) Licences cancelled	44	874
4. Factories and workshops— Limewashing, etc., carried out	...	10
5. Drains, etc., repaired	380	2,848
6. Privies abolished
7. New w. c.s. provided
8. Accumulation of refuse removed	271	2,361
9. Other works completed	653	4,642
Total sanitary works completed	3,806	19,77

TABLE 5

WORK DONE BY THE MILK INSPECTORIAL STAFF.

No. of hawkers importing milk by trains inspected	1,544
Do. found with licence	210
Do. detected carrying milk in open cans without covers	283
Do. found with grass rings in milk-vessels	260
Total number of persons hawking milk and prosecuted:—					
(a) for sale in streets	38
(b) for selling milk in the shops without licence	128
(c) for breach of licence conditions	172

TABLE 6.
DESTRUCTION OF UNWHOLE SOME FOOD.

Serial No.	Article.	Quantity destroyed.
1	Fruits	... 358 Doz.
2	Do.	... 354 Lbs.
3	Sweets	... 5,574 ..
4	Vegetables	... 935 ..
5	Fruits (Dry)	... 101 ..
6	Potatoes	... 72 ..
7	Onions	... 12 ..
8	Coconut Oil	... 315 ..
9	Dates	... 7 Maunds.
10	Chillie Powder	... 10 Lbs.
11	Farsan	... 960 ..
12	Curds	... 10 ..
13	Kababs	... 15 ..
14	Mawa	... 2 Maunds.
15	Sherbut	... 5 Lbs.
16	Other Food	... 7,800 ..

TABLE 7
NOTICES FOR ENFORCING SANITARY PROVISIONS.

Total number of notices issued in 1960.	...	13,326
Number complied with	...	6,878
Number not complied with	...	6,079
Number pending (disputed or not served)	...	198
Number cancelled	...	171
Number of notices issued in 1959	...	19,160

TABLE 8.
COURT CASES.

Sections under which prosecutions were instituted.	No. of cases outstanding on 1st January 1960.	No. of cases filed during 1960.	Total of Columns 2 and 3.	No. of cases disposed of during 1960.	No. of cases outstanding on 1st January 1961.
(1)	(2)	(3)	(4)	(5)	(6)
191A(3)(b)	...	3	3	2	1
248(1)]	12	9	21	16	5
248(1)a	...	10	10	1	9
249	3	20	23	20	3
250
251	5	3	8	8	...
251(b)	27	...	27	23	4
251B	4	26	30	27	3
257(1)	998	2,241	3,239	2,330	909
257(1), 375	3	...	3	...	3
258	1	12	13	14	2
258(a)	4	12	16	14	2
258(a) & (c)	2	28	30	29	1
258(a) & (b)	21	...	21	21	...
258(c)	12	6	18	10	8
274
274(1)	16	...	16	16	...
316(1)	...	200	200	137	63
367, 368	39	55	94	53	41
368	53	214	267	180	87
372	19	58	77	59	18
372(e)	5	4	9	9	9
372(f)	3,737	312	4,049	3,996	53
372(e) & (f)	21	216	237	222	15
375	527	780	1,307	958	349
375(A)	90	328	418	311	107
377	42	5	47	44	3
377(1)	...	18	18	13	5
380	650	292	942	70	872
381	178	115	293	92	201
381(1)	2	...	2	2	...
381(1)(i) (d)(ii) & 381A	78	...	78	78	...
381(1)(ii)	529	800	1,329	1,028	301
381(A)	2	...	2	2	...
383(1)(b)	57	...	57	57	...
384(1)(b)	359	355	714	594	120
384A	...	13	13	10	3
390	35	...	35	8	27
394	556	2,345	2,901	1,991	910
394(1)(c)(iv)	13	...	13	13	...
394(1)(d)(i) & (ii)	1,064	6,590	7,654	5,101	2,553
394(1)(d)(ii)	913	438	1,351	1,218	133
412	86	122	208	170	38
412A	60	418	478	367	111
412A(b)	74	154	228	84	144
472	840	2,914	3,754	3,035	719
Total	11,137	19,116	30,253	22,421	7,832
Prevention of Food Adulteration Act, 1954	3,101	9,260	12,361	9,160	3,201

Total amount of fees realised during the year in respect of:
 (1) Sanitary Actions ... Rs. 88,758.79
 (2) Cases under P. F. A. Act ... ,, 1,37,523.00

TABLE 9
BIRTHS BY MONTHS 1959-60.

Year	MONTHS.												Total.
	Jan.	Feb.	Mar.	April.	May.	June.	July.	Aug.	Sept.	Oct.	Nov.	Dec.	
1959	5,199	5,184	4,064	4,715	5,410	5,184	6,266	6,363	7,689	8,076	7,832	8,409	74,391
1960	5,632	4,239	4,672	4,881	5,523	5,625	6,369	6,062	6,454	6,761	7,124	7,702	71,044

TABLE IV

BIRTHS BY SECTIONS AND MONTHS

Period.													Total.		
	January.	February	March.	April.	May.	June.	July.	August.	September.	October.	November.	December.			
1955-59... (Average:)	5,165	4,523	4,361	4,797	4,976	4,663	5,472	5,509	6,410	6,960	7,051	7,532	67,479		
1955	5,659	4,370	4,886	4,757	4,777	4,857	5,119	5,599	6,820	6,582	6,173	7,006	66,575		
1956	5,066	4,583	4,557	4,664	4,838	4,902	5,154	5,294	6,170	6,679	6,113	6,825	64,835		
1957	4,721	4,096	4,831	5,498	5,136	4,402	5,066	4,690	5,573	6,332	7,281	7,281	64,526		
1958	5,180	4,382	3,509	4,403	4,753	3,946	5,261	5,905	5,798	7,041	8,255	8,136	67,009		
1959	5,199	5,184	4,004	4,715	5,410	5,184	6,266	6,363	7,689	8,076	7,882	8,409	74,391		
1960	5,632	4,239	4,672	4,881	5,523	5,625	6,369	6,062	6,454	6,761	7,124	7,701	71,044		
Upper Colaba	58	46	54	48	63	50	47	78	65	51	101	62	723		
Middle and Lower Colaba.	92	86	88	81	93	91	115	101	141	128	183	135	1,334		
Fort, Southern	9	8	5	10	7	6	7	11	6	9	18	15	111		
Fort, Northern	81	65	57	82	76	66	70	87	107	106	80	83	960		
Esplanade	83	88	110	94	114	116	132	102	158	125	126	140	1,388		
Mandvi	69	58	68	55	76	69	74	92	72	95	95	96	919		
Chakla	57	40	40	55	50	58	55	81	60	75	74	64	709		
Umakhadi	195	139	155	173	196	206	229	180	246	210	238	220	2,387		
Dongri	97	80	80	81	100	85	91	104	112	118	98	96	1,142		
Khara Talao	87	62	49	67	95	30	103	133	78	106	70	104	984		
Kumbharwada	108	80	52	107	93	34	137	161	103	130	113	139	1,257		
Bhuleshwar	143	102	116	117	132	49	165	190	149	167	188	199	1,717		
Market	84	64	64	87	87	93	90	102	108	129	112	122	1,142		
Dhobi Talao	134	91	80	132	132	134	161	129	128	194	171	186	1,672		
Fanaswadi	120	65	79	108	82	122	113	112	118	126	128	162	1,335		
Khetwadi	150	168	119	180	153	145	167	196	184	202	186	209	2,059		
Tardeo	111	126	196	127	125	140	135	36	136	146	156	178	1,712		
Girgaum	140	104	123	124	144	144	164	160	140	158	162	173	1,736		
Chawpati	62	62	66	79	64	60	72	70	73	91	70	87	856		
Walkeshwar	75	66	86	105	92	85	85	115	117	105	101	139	1,171		
Mahalaxmi	247	203	201	184	212	180	213	288	235	318	287	261	2,829		
Mazgaon	130	156	122	125	135	147	180	156	225	207	178	207	1,968		
Tarwadi	144	97	87	107	117	113	131	123	148	160	169	155	1,551		
First Nagpada	61	32	30	39	45	45	47	55	72	59	44	64	593		
Second Nagpada	132	79	105	109	124	118	137	144	123	168	153	142	1,534		
Kamathipura	147	23	90	148	124	167	133	140	159	177	192	180	1,780		
Byculla	370	276	320	329	340	350	402	375	474	463	459	449	4,607		
Parel	340	240	226	299	415	373	336	362	299	391	349	372	4,002		
Sewri	168	157	152	165	203	166	179	199	208	290	258	264	2,409		
Naigaum	218	162	209	192	252	255	235	222	243	296	281	284	2,849		
Matunga	96	59	94	97	106	142	142	102	96	146	135	105	1,320		
Sion	265	217	261	217	276	322	351	264	281	368	367	398	3,587		
Dadar	285	127	225	174	143	360	345	270	308	273	329	438	3,277		
Mahim	204	130	183	183	219	243	240	222	237	201	273	296	2,631		
Parbhadevi	315	219	243	205	294	255	370	228	300	293	465	438	3,625		
Worli	347	255	286	200	373	373	427	353	418	276	422	636	4,366		
Chinchpokli	206	104	149	192	164	223	283	215	321	197	286	388	2,728		
Love Grove	2	3	2	4	7	10	6	4	6	7	7	16	74		
Harbour, Docks, etc.		
Total	5,632	4,239	4,672	4,881	5,523	5,625	6,369	6,062	6,454	6,761	7,124	7,702	71,044		

TABLE II
BIRTHS BY MONTHS (1955-1960)

Table 12.
Live-births in each age groups of mothers by order of live-birth.

Age group of mothers at confinement.	ORDER OF LIVE-BIRTHS.															Informa- tion not available	Above 15 specify in each case the actual order of pregnancy.	Total No. of confi- ments in each age group.
	(1)	(2)	(3)	(4)	(5)	(6)	(7)	(8)	(9)	(10)	(11)	(12)	(13)	(14)	(15)			
Under 15 years	8	8
15 to 19 ..	3,858	436	29	3	32	4,358
20 to 24 ..	10,836	7,821	3,435	1,015	242	72	18	5	—	680	24,124
25 to 29 ..	4,432	5,233	5,600	3,873	2,012	827	310	74	31	9	—	738	23,139
30 to 34 ..	1,207	1,799	2,396	2,616	2,251	1,644	849	368	52	56	21	494	13,753
35 to 39 ..	94	368	534	743	812	728	521	332	205	77	18	16	3	3	187	4,641
40 to 44 ..	20	38	85	55	104	107	89	56	65	39	15	7	2	1	25	708
45 ..	1	2	4	9	8	5	5	4	3	2	2	2	4	51
46	1	...	1	1	3
47
48	1	1	2
49	—
50 & over	2	1	1	4
Information not available	43	78	31	34	26	16	12	5	3	3	1	1	253
Total	20,499	15,775	12,114	8,349	5,455	3,402	1,805	845	361	186	57	26	5	4	...	2,161	...	71,044

Table 13

COMPARATIVE TABLE OF DEATHS FROM SOME OF THE PRINCIPAL CAUSES AND BIRTHS

Year.	Births (excluding still-births).		Total Deaths.		Plague.		Small-pox.		Measles.		Cholera.		Influenza.		Enteric Fever.		Malaria.		Ague and Remittent Fever.		Tuberculosis.		Diarrhoea, Enteritis and Dysentery.		Respiratory Diseases.		Maternal Deaths.		Deaths under 1 year.		Deaths of Children (1 to 5 years.)		Still- born.
	No. Regis- tered.	Rate per 1,000.	No. Regis- tered.	Rate per 1,000.	No. Regis- tered.	Rate per 1,000.	No. Regis- tered.	Rate per 1,000.	No. Regis- tered.	Rate per 1,000.	No. Regis- tered.	Rate per 1,000.	No. Regis- tered.	Rate per 1,000.	No. Regis- tered.	Rate per 1,000.	No. Regis- tered.	Rate per 1,000.	No. Regis- tered.	Rate per 1,000.	No. Regis- tered.	Rate per 1,000.	No. Regis- tered.	Rate per 1,000.	No. Regis- tered.	Rate per 1,000.	No. Regis- tered.	Rate per 1,000.	No. Regis- tered.	Per- centage to total deaths.			
1950	60,597	26.0	34,285	14.7	1	0.0	231	0.2	103	0.0	39	0.0	4	0.0	403	0.2	83	0.0	112	0.0	2,346	1.6	1,143	0.5	9,206	3.9	106	1.7	9,191	151.6	5,744	16.8	3,437
1951	65,679	28.2	33,841	14.5	...	0.0	314	0.1	96	0.0	1	0.0	6	0.0	262	0.1	59	0.0	36	0.0	2,525	1.1	1,156	0.5	8,788	3.8	89	1.3	9,746	148.4	5,646	16.7	3,268
1952	66,125	28.4	34,337	14.8	2	0.0	120	0.0	63	0.0	6	0.0	2	0.0	428	0.2	42	0.0	18	0.0	2,595	1.1	1,345	0.6	8,034	3.4	88	1.3	9,335	141.2	6,043	17.6	3,151
1953	62,726	26.9	33,927	14.6	...	0.0	189	0.1	88	0.0	22	0.0	8	0.0	323	0.1	17	0.0	3	0.0	2,427	1.0	1,524	0.6	7,768	3.3	82	1.3	9,000	143.5	5,926	17.5	2,164
1954	63,072	27.1	32,008	13.7	...	0.0	623	0.3	180	0.1	...	0.0	4	0.0	232	0.1	16	0.0	12	0.0	2,184	0.9	1,601	0.7	7,063	3.0	68	1.1	8,534	135.3	5,766	18.0	2,963
1955	66,575	28.6	28,108	12.1	...	0.0	44	0.0	60	0.0	...	0.0	3	0.0	211	0.1	6	0.0	8	0.0	1,934	0.8	1,423	0.6	5,418	2.3	67	1.0	7,897	118.6	4,117	14.6	2,921
1956	64,835	27.8	27,759	11.9	...	0.0	50	0.0	56	0.0	...	0.0	7	0.0	247	0.1	3	0.0	4	0.0	2,132	0.9	1,452	0.6	5,094	2.2	67	0.99	7,152	110.3	3,721	13.4	2,778
1957	64,526	27.7	33,164	14.2	...	0.0	502	0.2	252	0.1	5	0.0	174	0.0	258	0.1	4	0.0	...	0.0	2,771	1.2	1,562	0.7	6,497	2.8	97	1.5	7,826	121.2	4,898	14.8	2,861
1958	67,069	28.8	31,372	13.5	...	0.0	783	0.3	227	0.1	...	0.0	26	0.0	262	0.1	2	0.0	3	0.0	2,391	1.0	1,670	0.7	6,737	2.9	97	1.4	8,153	121.6	4,711	15.0	3,102
1959	74,391	31.9	28,527	12.2	...	0.0	118	0.1	85	0.0	...	0.0	24	0.0	212	0.1	2	0.0	12	0.0	2,306	1.0	1,712	0.7	5,620	2.4	103	1.4	7,711	103.7	3,643	12.8	2,968
Average of 1950-59	65,560	29.2	31,733	14.1	1	0.0	298	0.1	121	0.1	7	0.0	26	0.0	284	0.1	23	0.0	21	0.0	2,361	1.0	1,459	0.5	7,023	3.0	86	1.3	8,455	128.9	5,022	15.8	2,961
Average of 1955-59	67,479	28.9	29,786	12.8	...	0.0	299	0.1	136	0.1	1	0.0	47	0.0	238	0.1	3	0.0	5	0.0	2,307	1.0	1,564	0.7	5,873	2.5	86	1.3	7,748	114.8	4,218	14.2	2,926
1960	71,044	30.5	31,008	13.3	...	0.0	786	0.3	192	0.1	1	0.0	24	0.0	219	0.1	1	0.0	2	0.0	2,519	1.1	1,786	0.7	6,222	2.7	110	1.5	7,752	109.1	4,529	14.6	2,966

TABLE 14

PERCENTAGE OF THE TOTAL MORTALITY BY AGE-PERIODS

Age Period.	1958		1959		1960			Percentage of total mortality
	Deaths.	Percentage of total mortality.	Deaths.	Percentage of total mortality.	Deaths.			
					Male. (a)	Female. (b)	Persons (a)+(b)	
Under 1 year	8,153	26.0	7,711	27.0	4,016	3,736	7,752	25.0
1 to 5 years	4,711	15.0	3,643	12.8	2,109	2,420	4,529	14.6
5 to 10 years	1,071	3.4	772	2.7	530	488	1,018	3.3
10 to 15 years	440	1.4	400	1.4	270	171	441	1.4
15 to 20 years	678	2.1	544	1.9	361	288	649	2.1
20 to 30 years	2,530	8.1	2,048	7.2	1,298	940	2,238	7.2
30 to 40 years	2,149	6.9	1,924	6.7	1,304	748	2,052	6.6
40 to 50 years	2,192	7.0	2,206	7.7	1,513	594	2,107	6.8
50 to 60 years	2,721	8.7	2,651	9.3	1,916	692	2,608	8.4
60 years and above	6,727	21.4	6,628	23.3	42,74	3,340	7,614	24.6
Total	31,372	100.0	28,527	100.0	17,591	13,417	31,008	100.0

TABLE 15
DEATHS BY AGES AND MONTHS.

	January.	February.	March.	April.	May.	June.	July.	August.	September.	October.	November.	December.	Total.	Average of five years 1955-59.
Within 24 Hours ...	69	55	67	80	85	80	63	75	64	82	93	76	889	1,009
1 to 7 days ...	114	107	103	102	93	120	159	156	133	118	117	103	1,425	1,508
1 to 4 weeks ...	88	56	85	92	95	96	130	146	99	119	103	101	1,210	1,355
4 weeks to 3 months ...	108	75	92	67	75	95	120	104	80	62	98	105	1,081	1,052
3 months to 6 months ...	90	88	95	97	110	69	119	108	79	58	71	94	1,078	967
6 months to 12 months ...	112	137	172	181	223	193	267	211	121	127	154	171	2,069	1,853
1 to 2 years ...	219	177	236	170	196	175	198	186	125	146	157	207	2,192	1,989
2 to 5 years ...	227	143	248	216	219	192	172	216	120	117	150	217	2,337	2,233
5 to 10 years ...	94	84	102	95	94	84	72	87	58	72	78	98	1,018	913
10 to 15 years ...	37	31	36	42	42	35	38	38	40	25	39	38	441	408
15 to 20 years ...	62	39	49	60	72	49	59	48	45	60	43	63	649	612
20 to 30 years ...	158	157	187	205	231	169	177	208	159	174	185	228	2,238	2,225
30 to 40 years ...	186	177	161	148	168	165	194	157	161	164	188	182	2,052	2,014
40 to 50 years ...	191	171	183	171	167	165	187	199	159	169	167	178	2,107	2,236
50 to 60 years ...	241	230	228	231	216	182	196	217	202	228	236	201	2,608	2,670
60 and over ...	712	619	612	579	710	628	707	677	559	602	622	587	7,614	6,742
All Ages ...	2,708	2,446	2,657	2,536	2,796	2,497	2,858	2,833	2,204	2,323	2,501	2,649	31,008	...
Average of five years 1955-59.	2,436	2,311	2,521	2,557	2,527	2,533	2,529	2,641	2,545	2,459	2,322	2,405	...	29,786

TABLE 16
DEATHS BY AGES, CAUSES AND SEXES

No. in Short List.	Corresponding No. in detailed List.	Causes of deaths.	within 24 Hours.		1 to 7 Days.		1 to 4 weeks.		4 weeks to 3 months.		3 to 6 months.		6 to 12 months.		1 to 2 years.		2 to 5 years.		5 to 10 years.	
			Male.	Female.	Male.	Female.	Male.	Female.	Male.	Female.	Male.	Female.	Male.	Female.	Male.	Female.	Male.	Female.	Male.	Female.
1	1-2	Typhoid and Para Typhoid Fever	2	...	2	...	3	3	3	5	4	6	
2	6	Cerebro-Spinal Fever	1	1	
3	8	Scarlet Fever	
4	9	Whooping Cough	1	1	2	3	3	
5	10	Diphtheria	2	2	2	2	14	8	24	16	22	20	10	
6	13	Tuberculosis of Respiratory System	1	1	...	2	1	5	4	11	13	12	14	6	
7	14-22	Other forms of Tuberculosis	4	2	6	6	29	20	68	85	63	33	15	
8	30	Syphilitic disease	2	...	3	5	...	2	2	1	30	
9	33	Influenza	1	1	
10	35	Measles	2	2	...	1	9	15	23	22	29	39	29	7	
11	36	Acute Poliomyelitis and Polioencephalitis	1	1	4	2	9	5	6	7	4	
12	37	Acute infectious encephalitis	3	
13M	45-46A	Cancer of buccal cavity and Oesophagus (Males)	1	...	1	
13F	48	Cancer of Uterus	
14	46B	Cancer of Stomach and duodenum	
15	50	Cancer of breast	1	...	
16	45-46A females	Cancer of all other Sites	2	2	6	...	5	2	
17	61	Diabetes	1	
18	83	Intra cranial Vascular Lesions	4	3	...	1	1	1	2	4	1	
19	90-95	Heart disease	1	1	1	3	1	3	...	2	5	4	
20	96-103	Other diseases of Circulatory system	3	4	4	4	1	1	2	...	
21	106	Bronchitis	1	2	...	1	1	2	3	4	4	7	8	8	10	6	4	5	...	
22	107-109	Pneumonia	4	3	56	43	106	122	233	212	259	254	435	513	419	537	401	530	133	
23	104,105,110,114	Other Respiratory Diseases	1	...	3	1	1	2	3	2	2	3	5	5	2	6	1	3	2	
24	117	Ulceration of the Stomach or duodenum	
25	119-120	Diarrhoea	...	1	8	9	81	72	107	109	83	80	171	161	123	123	78	56	16	
26	121	Appendicitis	
27	115,116,118,122-129	Other digestive diseases	4	1	6	5	9	3	7	3	6	4	12	8	27	16	26	19	7	
28	130-132	Nephritis	1	1	1	1	...	2	3	4	7	7	
29	140-147	Puerperal and Post Abortive Sepsis	
30	141-146,148-150	Other Maternal Causes	
31	159	Premature birth	289	194	428	315	128	97	8	19	1	1	
32	157,158,160,161	Congenital Malformation injury at birth	201	140	279	190	225	231	118	119	81	86	78	96	47	52	17	21	2	
33	163-164	Suicide	
34	170-171	Road Traffic Accident	6	
35	165-169,172-198	Other Violent causes	3	...	1	2	5	2	4	...	3	...	7	7	11	9	33	27	52	
	34	(A) Small-pox	4	4	13	11	23	25	38	64	45	43	53	52	38	
	3	(B) Plague	
	29	(C) Kala-Azar	
	28a	(D) Malaria	
	28b	(E) Ague and Remittent Fever	
	31	(F) Relapsing Fever	
36	200 : 2a	(G) Fever not defined	...	1	5	3	4	2	2	5	2	8	8	6	6	3	5	7	2	
	4	(H) Cholera	4	
	27	(J) Dysentery	1	5	4	4	1	7	8	7	7	7	4	4	3	
	23	(K) Leprosy	
	162	(L) Senility & old age	
		(M) All other causes	33	11	38	20	43	47	29	39	36	64	119	172	172	236	271	367	179	
		Males	536	...	831	...	613	...	545	...	526	...	962	...	1016	...	1093	...	530	
		Females	...	353	...	591	...	597	...	536	...	552	...	1107	...	1176	...	1,244	488	
		Total	889	...	1,425	...	1,210	...	1,081	...	1,078	...	2,069	...	2,192	...	2,337	...	1,018	
		Percentage.	25.0	14.6	3.3	

TABLE 16—*Continued.*
DEATHS BY AGES, CAUSES AND SEXES

No. in Short List.	Corresponding No. in detailed List.	Causes of deaths.	10 to 15 years		15 to 20 years		20 to 30 years		30 to 40 years		40 to 50 years		50 to 60 years		60 and Over.		Unspecified Age.		Total.		Persons.	No. in Short List.	
			Male.	Female.	Male.	Female.	Male.	Female.	Male.	Female.	Male.	Female.	Male.	Female.	Male.	Female.	Male.	Female.	Males	Females.			
1	1-2	Typhoid and Para Typhoid Fever	6	6	19	8	57	19	24	11	13	6	8	5	6	3			147	72	219	1	
2	6	Cerebro Spinal Fever	1	1			3	1	4	2	
3	8	Scarlet Fever	3	
4	9	Whooping Cough			10	11	21	4	
5	10	Diphtheria	...	2	2	1			76	57	133	5	
6	13	Tuberculosis of Respiratory System	8	9	40	20	146	137	225	125	259	82	269	50	313	86			1,297	557	1,854	6	
7	14-22	Other forms of Tuberculosis	12	15	8	18	19	42	31	33	15	20	8	7	8	1			329	336	665	7	
8	30	Syphilitic disease	1	...	7	...	16	3	12	...	13	...	6	2			62	14	76	8	
9	33	Influenza	1	...	2	1	2	2	6	7			13	11	24	9	
10	35	Measles	3	1	1	1			90	102	192	10	
11	36	Acute Poliomyelitis and Polioencephalitis	...	3	1			25	21	46	11	
12	37	Acute infectious encephalitis	2	1	1	...	1	2	1			9	4	13	12	
13M	45-46A	Cancer of buccal cavity and Oesophagus (Males.)	1	1	...	13	...	29	...	50	...	61	...			156	...	156	13	
13F	48	Cancer of Uterus	4	1	6	4	11	4	20	4	34	14			...	27	27	13	
14	46B	Cancer of Stomach and duodenum	1			76	27	103	14	
15	50	Cancer of breast	2	...	5	...	10	...	14	...	13			...	44	44	15	
16	45-46A females	Cancer of all other Sites	3	4	2	4	23	14	35	19	76	41	136	67	197	122			485	275	760	16	
17	46 c-h,47,49,51,55	Diabetes	2	2	1	2	3	12	4	20	15	78	51	...			117	77	194	17	
18	83	Intra cranial Vascular Lesions	1	2	3	2	17	6	15	5	50	16	56	30	152	155			306	228	534	18	
19	90-95	Heart disease	15	9	11	10	61	18	147	36	233	47	351	71	580	251			1,413	451	1,864	19	
20	96-103	Other diseases of Circulatory system	1	1	2	2	7	4	14	5	34	9	65	28	151	110			284	160	444	20	
21	106	Bronchitis	1	3	2	5	4	14	9	20	4	36	16	50	29	...			163	102	265	21	
22	107-109	Pneumonia	21	24	31	20	80	60	59	36	69	21	80	18	214	225			2,595	2,751	5,346	22	
23	104,105,110-114	Other Respiratory diseases	2	1	5	4	24	12	31	13	78	19	80	30	176	102			422	199	621	23	
24	117	Ulceration of the Stomach or duodenum	1	...	6	2	5	1	11	1	8	...	11	1			41	7	48	24	
25	119,120	Diarrhoea	3	...	1	4	12	17	19	7	21	8	29	10	94	83			846	760	1,606	25	
26	121	Appendicitis	2	...	1	...	5	...	2	...	1			11	7	18	26	
27	115,116,118,122-129	Other digestive diseases	8	1	12	15	60	53	80	29	79	25	95	20	109	44			557	253	810	27	
28	130-132	Nephritis	3	2	5	5	16	10	23	18	23	13	41	20	138	89			263	175	438	28	
29	140-147	Puerperal and Post Abortives Sepsis	4	...	14	...	7	...	2	27	27	29	
30	141-146,148-150	Other Maternal Causes	12	...	44	...	27	83	83	30	
31	159	Premature birth	854	626	1,480	31
32	157,158,160,161	Congenital Malformation, injury at birth	3	...	1			1,048	937	1,985	32	
33	163-164	Suicide	1	3	1	1	1			7	3	10	33	
34	170-171	Road Traffic Accidents	1	...	2	...	2	3	...	2	...	3			13	6	19	34	
35	165-169,172-198	Other Violent Causes	77	22	99	68	340	154	231	68	116	26	82	31	98	56			1,162	508	1,670	35	
	34	A. Small pox	18	14	34	15	130	60	25	20	4	4	5	3	4	4			432	354	786	A	
	3	B. Plague	B	
	29	C. Kala Azar	1	C	
	28a	D. Malaria	D	
	23b	E. Ague and Remittent Fever	E	
	31	F. Relapsing Fever	F	
	200-2a	G. Fever not defined	1	4	3	5	2	...	2	1	1	10	10	...			55	57	112	G	
	4	H. Cholera	H	
	27	J. Dysentery	1	2	1	3	3	6	4	11	7	17	6	33	24	...			106	74	180	J	
	23	K. Leprosy	4	...	6	3	12	...	4	4	6	3	...			32	10	42	K	
	162	L. Senility and Old Age	8	12	144	63	1,386	1,487	...			1,538	1,562	3,100	L	
		M. All other causes	83	50	80	72	258	251	256	249	309	202	290	169	548	338			2,544	2,410	4,984	M	
		Males	270		361		1,294		1,304		1,513		1,916		4,274				17,591				
		Females		171		288		940		748		594		692	3,340					13,417			
		Total	441		649		2,238		2,052		2,107		2,608		7,614							31,008	
		Percentage	1.4		2.1		7.2		6.6		6.8		8.4		24.6							100.0	

TABLE 17

DEATHS AND DEATH RATES FROM EPIDEMIC AND PRINCIPAL CAUSES.

Causes of Death.	Average of years (1950-59)		1959		1960	
	Deaths.	Death-rate.	Deaths.	Death-rate.	Deaths.	Death-rate.
<i>Principal Epidemic Diseases</i>						
Small-pox	298	0.13	118	0.05	786	0.33
Measles	121	0.05	85	0.04	192	0.08
Plague	1	0.00
Enteric Fever	284	0.13	212	0.09	219	0.09
Malarial Fever	23	0.01	2	0.00	1	0.00
Ague and Remittent Fever	21	0.01	12	0.00	2	0.00
Influenza	26	0.01	24	0.01	24	0.01
Cholera	7	0.00	1	0.00
Dysentery	185	0.08	160	0.07	180	0.08
Diphtheria	113	0.05	91	0.04	133	0.06
<i>Other Principal Diseases.</i>						
Tuberculosis	2,361	1.05	2,306	0.99	2,519	1.08
Cerebro-Spinal Fever	5	0.00	1	0.00	4	0.00
Diseases of the Nervous System	963	0.42	995	0.43	1,082	0.46
Diseases of the Respiratory System	7,023	3.13	5,620	2.41	6,232	2.68
Diarrhoea and Enteritis	1,274	0.57	1,552	0.67	1,606	0.69
Puerperal State	86	0.04	103	0.04	110	0.04
Congenital Debility and Diseases of early Infancy.	4,273	1.90	3,686	1.58	3,465	1.49
Old Age	3,175	1.41	2,778	1.19	3,100	1.33
Leprosy	64	0.03	48	0.02	42	0.01
Violence	1,509	0.67	1,588	0.68	1,699	0.73
Other Causes	9,921	4.42	9,146	3.93	9,611	4.12
Total	31,733	14.13	28,527	12.24	31,008	13.31

TABLE 18

CERTIFICATION OF CAUSES OF DEATHS (1956-1960.)

Years.	Total deaths.	Verified by District Registrars.	Number of Certificates of the Causes of Deaths received from						Percentage of Total Certificates received to the Total Mortality.
			Medical Officers of Hospitals.	Private Medical Practitioners.	Hakims and Vaidyas.	Commissioner of Police.	Coroner of Bombay.	Total	
1956	27,759	11,273	7,922	5,115	22	392	3,035	16,486	59.4
1957	33,164	15,038	9,161	5,217	11	562	3,175	18,126	54.7
1958	31,372	12,555	9,700	5,222	62	511	3,322	18,817	59.9
1959	28,527	13,014	7,178	4,564	75	566	3,130	15,513	54.4
1960	31,008	9,697	9,530	7,282	30	406	4,053	21,311	68.7

TABLE 16—Contd.
DEATHS BY AGES, CAUSES AND SEXES

No. in Short List.	Corresponding No. in detailed List.	Causes of deaths.	10 to 15 years.		15 to 20 years.		20 to 30 years.		30 to 40 years.		40 to 50 years.		50 to 60 years.		60 and Over.		Unspecified Age.		Total.		Persons.	No. in Short List.		
			Male.	Female.	Male.	Female.	Male.	Female.	Male.	Female.	Male.	Female.	Male.	Female.	Male.	Female.	Male.	Female.	Males	Females				
1	1-2	Typhoid and Para Typhoid Fever	6	6	19	8	57	19	24	11	13	6	8	5	6	3			147	72	219	1		
2	6	Cerebro Spinal Fever	1	1			3	1	4	2		
3	8	Scarlet Fever	3		
4	9	Whooping Cough			10	11	21	4		
5	10	Diphtheria	...	2	2	...	1			76	57	133	5			
6	13	Tuberculosis of Respiratory System	8	9	40	20	146	137	225	125	259	82	269	50	313	86		1,297	557	1,854	6			
7	14-22	Other forms of Tuberculosis	12	15	8	18	19	42	34	33	15	20	8	7	8	1		329	336	665	7			
8	30	Syphilitic disease	1	...	7	...	16	3	12	...	13	...	6	2		62	14	76	8			
9	33	Influenza	1	...	2	1	2	...	2	6	7		13	11	24	9			
10	35	Measles	3	1	1	1		90	102	192	10			
11	36	Acute Poliomyelitis and Polioencephalitis	...	3	1		25	21	46	11			
12	37	Acute infectious encephalitis	1	...	2	1	1	...	2	...	1	...		9	4	13	12			
13M	45-46A	Cancer of buccal cavity and Oesophagus (Males.)	1	1	...	13	...	29	...	50	...	61	...		156	...	156	13			
13F	48	Cancer of Uterus	11		...	27	27	54	13		
14	46B	Cancer of Stomach and duodenum	1	...	4	1	6	4	11	4	20	5	34	14		76	27	103	14			
15	50	Cancer of breast	2	...	5	...	10	...	14	...	13		...	44	44	88	15		
16	45-46A females	Cancer of all other Sites	3	4	2	4	23	14	35	19	76	41	136	67	197	122		485	275	760	16			
17	46 c-b,47,49,51,55	Diabetes	2	2	1	2	3	3	12	4	20	15	78	51		117	77	194	17			
18	83	Intra cranial Vascular Lesions	1	2	3	2	17	6	15	5	50	16	56	30	152	156		306	228	534	18			
19	90-95	Heart disease	15	9	11	10	61	18	147	36	233	47	351	71	580	251		1,413	451	1,864	19			
20	96-103	Other diseases of Circulatory system	1	1	2	2	7	4	14	5	34	9	65	28	151	110		284	160	444	20			
21	106	Bronchitis	1	3	2	...	5	4	14	9	20	4	36	16	50	29		163	102	265	21			
22	107-109	Pneumonia	21	24	31	20	80	60	59	36	69	21	80	18	214	225		2,595	2,751	5,346	22			
23	104,105,110-114	Other Respiratory diseases	2	1	5	4	24	12	31	13	78	19	80	30	176	102		422	199	621	23			
24	117	Ulceration of the Stomach or duodenum	1	4	6	2	5	1	11	1	8	...	11	1		41	7	48	24			
25	119,120	Diarrhoea	3	...	1	4	12	17	19	7	21	8	29	10	94	83		846	760	1,606	25			
26	121	Appendicitis	2	...	1	6	5	...	2	...	1		11	7	18	26			
27	115,116,118,122.	Other digestive diseases	8	1	12	15	60	53	80	29	79	25	95	20	109	44		557	253	810	27			
28	129	Nephritis	3	2	5	5	16	10	23	18	23	13	41	20	138	89		263	175	438	28			
29	140-147	Puerperal and Post Abortives Sepsis	4	...	14	...	7	...	2	27	27	54	29		
30	141-146,148-150	Other Maternal Causes	12	...	44	...	27	83	83	166	30		
31	159	Premature birth		854	626	1,480	31			
32	157,158,160,161	Congenital Malformation, injury at birth		1,048	937	1,985	32			
33	163-164	Suicide	1	3	3	1	1	1	...		7	3	10	33			
34	170-171	Road Traffic Accidents	2	...	2	...	3	...	2		13	6	19	34			
35	165-169,172-198	Other Violent Causes	77	22	99	68	340	154	231	68	116	26	82	31	98	56		1,162	508	1,670	35			
36	Other defined diseases.	A. Small pox	18	14	34	15	130	60	25	20	4	4	4	5	3	4		432	354	786	A			
		B. Plague	B		
		C. Kala-Azar	1	C		
		28a	D. Malaria	D	
		28b	E. Ague and Remittent Fever	E	
		31	F. Relapsing Fever	F	
		200-2a	G. Fever not defined	1	4	3	7	5	2	...	2	...	1	10	10		55	57	112	G	
		4	H. Cholera		1	H
		27	J. Dysentery	1	2	1	...	3	3	...	6	4	11	7	17	6	33	24		106	74	180	J	
		23	K. Leprosy	4	...	6	3	12	3		32	10	42	K	
		162	L. Senility and Old Age		1,538	1,562	3,100	L	
			M. All other causes	83	50	80	72	258	251	256	249	309	202	290	169	348	398		2,544	2,410	4,954	M		
			Males	270		361		12,98		1,304		1,513		1,916		4,274			17,591					
	Females		171		288		940		748		594		692		3,340			13,417						
	Total	441		649		2,238		2,052		2,107		2,608		7,614							31,008			
	Percentage	1.4		2.1		7.2		6.6		6.8		8.4		24.6							100.0			

TABLE 17

DEATHS AND DEATH RATES FROM EPIDEMIC AND PRINCIPAL CAUSES.

Causes of Death.	Average of years (1950-59)		1959		1960		
	Deaths.	Death-rate.	Deaths.	Death-rate.	Deaths.	Death-rate.	
<i>Principal Epidemic Diseases</i>							
Small-pox	...	298	0.13	118	0.05	786	0.33
Measles	...	121	0.05	85	0.04	192	0.08
Plague	...	1	0.00
Enteric Fever	...	284	0.13	212	0.09	219	0.09
Malarial Fever	...	23	0.01	2	0.00	1	0.00
Ague and Remittent Fever	...	21	0.01	12	0.00	2	0.00
Influenza	...	26	0.01	24	0.01	24	0.01
Cholera	...	7	0.00	1	0.00
Dysentery	...	185	0.08	160	0.07	180	0.08
Diphtheria	...	113	0.05	91	0.04	133	0.06
<i>Other Principal Diseases.</i>							
Tuberculosis	...	2,361	1.05	2,306	0.99	2,519	1.08
Cerebro-Spinal Fever	...	5	0.00	1	0.00	4	0.00
Diseases of the Nervous System	...	963	0.42	995	0.43	1,082	0.46
Diseases of the Respiratory System	...	7,023	3.13	5,620	2.41	6,232	2.68
Diarrhoea and Enteritis	...	1,274	0.57	1,552	0.67	1,666	0.69
Puerperal State	...	86	0.04	103	0.04	110	0.04
Congenital Debility and Diseases of early Infancy.	...	4,273	1.90	3,686	1.58	3,465	1.49
Old Age	...	3,175	1.41	2,778	1.19	3,100	1.33
Leprosy	...	64	0.03	48	0.02	42	0.01
Violence	...	1,509	0.67	1,588	0.68	1,699	0.73
Other Causes	...	9,921	4.42	9,146	3.93	9,611	4.12
Total	...	31,733	14.13	28,527	12.24	31,008	13.31

TABLE 18

CERTIFICATION OF CAUSES OF DEATHS (1956-1960.)

Years.	Total deaths.	Verified by District Registrars.	Number of Certificates of the Causes of Deaths received from						Percentage of Total Certificates received to the Total Mortality.	
			Medical Officers of Hospitals.	Private Medical Practitioners.	Hakims and Vaidyas.	Commissioner of Police.	Coroner of Bombay.	Total		
1956	...	27,759	11,273	7,922	5,115	22	392	3,035	16,486	59.4
1957	...	33,164	15,038	9,161	5,217	11	562	3,175	18,126	54.7
1958	...	31,372	12,555	9,700	5,222	62	511	3,322	18,817	59.9
1959	...	28,527	13,014	7,178	4,564	75	566	3,130	15,513	54.4
1960	...	31,008	9,697	9,530	7,282	30	406	4,053	21,311	68.7

TABLE 19
DEATHS BY CAUSES

Classification No.		SPECIFIC CAUSES OF DEATH.	Jan.	Feb.	March	April	May	June	July	August	Sep.	Oct.	Nov.	Dec.	Total.
Short List.	Detailed List.														
I.—Infective and Parasitic Diseases.															
(1-26) Diseases due to bacteria—															
1	1	Typhoid Fever	17	18	11	12	29	18	15	21	19	27	20	12	219
B	2	Para-typhoid Fever
H	3	Plague
36	4	Cholera	1	1
2	5	Undulant Fever
36	6	Cerebro-spinal Meningitis	1	2	1	4
3	7	Malignant Prostate and Anthrax
4	8	Scarlet Fever
5	9	Whooping Cough	3	6	7	1	21
36	10	Diphtheria	21	15	11	7	9	6	7	18	10	10	5	14	133
36	11	Erysipelas
36	12	Tetanus	8	11	16	15	17	16	35	31	38	37	25	38	277
(13-22) Tuberculosis (all forms)—															
6	13	Tuberculosis of the Respiratory System	182	163	162	145	146	159	152	170	153	135	143	144	1,854
	14	Tuberculosis of the Meninges and Central Nervous System	53	36	44	48	60	44	49	47	46	31	30	42	530
	15	Tuberculosis of the Intestines and Peritonium	16	7	14	15	10	7	5	6	11	6	10	7	114
	16	Tuberculosis of the Vertebral Column	2	...	1	2	...	1	...	1	7
7	17	Tuberculosis of other bones and joints	1	1	2	4
	18	Tuberculosis of the Skin and Subcutaneous Cellular Tissue	1	1
	19	Tuberculosis of the Lymphatic System	1	1
	20	Tuberculosis of the Genito Urinary System
	21	Tuberculosis of other organs	1	1
	22	Disseminated Tuberculosis	2	2	1	...	2	7
K	23	Leprosy	7	1	6	4	1	2	5	5	4	3	1	3	42
36	24	Purulent Infection and Septicaemia	2	5	5	8	8	2	7	4	3	4	5	4	57
36	25	Gonococcal Infection
36	26	Other Bacterial Diseases (Dysentery excepted)
	(a)	Glanders
	(b)	Tularaemia
	(c)	Other diseases included under 26
J	27	Dysentery	16	12	15	13	18	13	16	27	15	17	8	12	180
D	28(a)	Malaria	...	1	1
E	28(b)	Remittent Fever	...	1	...	1	2
C	29(a)	Kala Azar	1	1
36	29(b)	Other diseases due to parasitic Protoza except Spirochaetes
8	30	Syphilis
	(a)	Locomotor Ataxia (Tabis dorsatis)	2	2
	(b)	General Paralysis of the Insane	1	1
	(c)	Aneurysm of Aorta	6	7	4	4	7	5	4	4	3	4	3	7	58
	(D)	Other forms of Syphilis	1	1
	(a)	Congenital Syphilis	2	2	1	1	2	...	1	1	2	...	11
	(b, c, d.)	Other or Unspecified Syphilis	1	3
F	31	Relapsing Fever
36	32	Other Diseases due to Spiro Chaetes
9	33	Influenza
	(a)	With respiratory complications	1	1	1	1	1	1	2	2	...	2	...	1	11
	(b)	Without respiratory complications	13
A	34	Small-pox	14	48	80	90	68	57	47	39	29	36	77	181	786
10	35	Measles	18	25	50	37	31	9	4	4	2	1	5	6	192
11	36:1	Acute Poliomyelitis	...	1	2	...	4	4	5	10	5	3	6	2	42
36	36:2	Acute Poliоencephalitis	1	...	2	1	4
12	37	Acute Infectious Encephalitis (Lethargic or Epidemic)	1	3	...	1	...	2	2	2	1	...	1	...	13
36	38	Other Diseases due to Viruses—
	(a)	Yellow Fever
	(b)	Rabies (shown under 194 a)
	(c)	Herpes Zoster	1	1	1	2	5
	(d)	German Measles	3	3
	(e)	Varicella (Chickenpox)	4	2	7	9	4	2	4	1	1	9	43
	(f)	Other diseases included under 38
36	39	Typhus
36	40	Ankylostomiasis	1	2
36	41	Hydatid Diseases
	(a)	Hydatid disease of liver	...	1	1
	(b)	Hydatid disease of other or Unspecified organs
36	42	Other diseases due to Helminths	...	5	4	5	...	4	2	2	1	2	4	...	29
36	43	Mycoses	1	1	2
36	44	Other Infective or Parasitic Diseases
	(a)	Veneral diseases (other than syphilis and Gonorrhoea)
	(b)	Pernicious lympho granulomatosis (Hodgkins diseases)	1	1	2	...	1	5
	(c)	Mumps	1	1	1	1	4
	(d)	Other diseases included under 44	1	1
II.—Cancer and other Tumours.															
	45*	Cancer of the Buccal Cavity and Pharynx
	(a)	Lips
		Males
		Females
	(b)	Tongue	2	7	4	2	3	3	...	2	3	2	2	4	34
		Males
		Females
13	(c)	Other and Unspecified sites	3	5	3	4	6	4	6	4	8	2	7	3	55
		Males
		Females	1	...	3	1	...	1	2	1	2	2	...	1	14
	46	Cancer of the digestive organs and peritonium
	(a)	Oesophagus	6	6	4	3	8	6	7	2	6	5	7	7	67
		Males
		Females	4	3	...	2	2	3	3	3	2	5	1	5	33
14	(b)	Stomach and duodenum	6	7	6	6	12	15	7	2	9	11	11	11	103
	(c)	Intestines other than duodenum or rectum	5	5	3	8	7	3	8	8	7	3	3	3	63
16	(c)	um	4	3	2	2	6	...	10	4	2	4	3	3	41

*Males are tabulated in short list No. 13 and females in No. 16 of detailed list No. 45, 46a.

TABLE 19—(Contd.)
DEATHS BY CAUSES.

Classification No.		SPECIFIC CAUSES OF DEATH.	Jan.	Feb.	Mar.	April	May	June	July	Aug.	Sept.	Oct.	Nov.	Dec.	Total	
Short List.	Detailed List															
36	79	<i>V. Chronic Poisoning and Intoxication—contd</i>														
		Chronic poisoning by other mineral and organic substances
		(b) Poisoning by narcotic and Soporific drug
		(c) Other non-occupational chronic poisoning
		(d) Unspecified poisoning
18	80	<i>VI.—Diseases of the nervous system and sense organs.</i>														
		Encephalitis (non-epidemic)—
		(a) Intra Cranial abscess	1	...	1	1	3	...	2	1	5	...	1	...	1	16
		(b) Other diseases included under 80	14	12	30	26	22	26	30	24	23	19	21	18	18	265
		81 Meningitis (non-meningococcal)	10	11	13	10	8	11	15	12	8	7	9	12	12	126
		82 Diseases of Medulla and Spinal cord	1	...	2	1	3	2	...	1	11
		83 Intracranial Lesions of Vascular origin
		(a) Cerebral Haemorrhage	21	20	15	20	23	28	21	35	18	21	25	31	16	278
		(b) Cerebral Embolism and Thrombosis	16	18	13	15	19	5	20	12	19	13	18	16	...	184
		(c) Softening of Brain
		(d) Hemiplegia and other paralysis of unstated origin	2	...	2	5	14	8	8	10	6	6	7	4	...	72
		(e) Other Intra-cranial effusions
		84 Mental Disorders and Deficiency
		(a) Mental deficiency	...	1	1
		(b) Schizophrenia (dementia praecox)	1	1
		(d) Other mental disorders included under 84
		(1) Confusional Psychosis, Acute delirium
		(2) Delusional Psychosis
(3) Mania		
(4) Melancholia		
(7) Other or Unspecified conditions included under (84)d		
85 Epilepsy	1	1	1	1	4	2	1	2	1	2	21		
86 Convulsions in children under 5 years of age	4	6	5	9	5	8	6	2	4	9	2	2	3	73		
36	87	<i>Other Diseases of the Nervous System—</i>														
		(a) Choria	1	1	
		(b) Neuritis (non-Rheumatic)	1	1	2	...	1	5	
		(c) Paralysis agitans	1	1	...	1	...	1	2	6	
		(d) Disseminated Sclerosis	2	2	
		(e) Other diseases included under 87	
		(1) Convulsions of undetermined origin (age 5 and over)	
		(2) Other diseases included under 87(e)	...	1	1	1	2	1	2	8
		88 Diseases of the organs of Vision
		89 Diseases of the Ear and of the Mastoid Antrum—														
(a) Otitis and other diseases of the Ear	3	2	4	...	1	10		
(b) Diseases of the Mastoid Antrum	1	...	1	2		
19	90	<i>VII.—Diseases of the Circulatory System.</i>														
		Pericarditis	2	2	1	4	2	...	1
		91 Acute Endocarditis	1	2	3	3	1	1	...	1	1	2	15	
		92abc Chronic Affections of the valves and endocardium	15	13	12	12	22	12	12	16	20	14	15	21	184	
		93a Acute Myocarditis	1	1	
		93b Chronic Myocarditis specified as Rheumatic	1	1	2	
		93c (1) Cardio vascular degeneration	2	2	...	1	...	1	6	
		(2) Myocardial degeneration described as Fatty	
		(3) Other Myocardial degeneration	15	14	21	15	20	14	12	15	6	9	12	12	165	
		93d Myocarditis (not distinguished as acute or chronic)	5	1	1	3	1	1	3	1	...	4	20
		94 Diseases of the Coronary Arteries, Angina Pectoris	143	98	110	92	99	95	112	91	97	105	101	110	1253	
		95 Other Diseases of the Heart—														
		(a) Functional heart disease (without mention of organic lesion)
		(b) Heart Disease specified as Rheumatic but otherwise ill defined	2	...	2	3	2	4	1	4	1	19	
		(c) Other diseases included under 95	18	16	17	13	17	10	9	13	14	16	18	21	182	
		96 Aneurysm (except of Heart and Aorta)
		97 Arterio Sclerosis (excluding Coronary or Renal Sclerosis or Cerebral Haemorrhage)	7	3	3	3	6	3	5	12	4	4	6	4	60	
		98 Gangrene	1	1	3	...	1	...	2	1	1	...	10	
		99 Other Diseases of the arteries	1	1	1	2	2	1	1	1	...	10	
20	100	<i>Diseases of the Veins—</i>														
		(a) Varices	...	1	...	1	1	1	1	1	6	
		(b) Other diseases of the Veins	4	1	1	7	
101 Diseases of the Lymphatic system	1	2		
102 High Blood Pressure (Idiopathic)	24	39	33	27	31	31	24	27	21	28	24	27	336			
103 Other Diseases of the Circulatory system	2	1	2	2	2	1	1	1	...	1	13			
23	104	<i>VIII.—Diseases of the Respiratory System.</i>														
		Diseases of the Nasal Fossae and Annexa...	1	1	...	2	2	
		Diseases of the Larynx	1	...	1	1	...	4	
		106A Acute Bronchitis	1	...	1	3	
		106B Chronic Bronchitis	25	20	26	17	13	20	20	23	15	21	24	27	251	
21	105c	Bronchitis (not distinguished as acute or chronic)	4	2	...	1	...	3	1	11	
		107 Broncho Pneumonia	396	285	347	317	322	235	321	331	184	215	239	255	3447	
		108 Lobar Pneumonia	10	12	19	10	9	17	15	10	11	17	13	13	156	
109 Pneumonia (Unspecified)	132	120	144	145	190	182	189	153	94	109	117	168	1743			

TABLE 19—(Contd.)

DEATHS BY CAUSES.

Classification No.		SPECIFIC CAUSES OF DEATH.	Jan.	Feb.	Mar.	April	May	June	July	Aug.	Sept.	Oct.	Nov.	Dec.	TOTAL	
Short List.	Detailed List.															
		<i>VIII—Diseases of the Respiratory System—Contd.)</i>														
23	110A	Empyema ...	1	1	1	...	2	5	1	3	2	1	17	
	110B	Other or Unspecified forms of Pleurisy	1	1	...	1	...	1	2	1	...	3	3	13	
	111	Congestion Oedema Haemorrhagic infection and Thrombosis of Lungs ...	13	7	12	6	14	11	12	20	14	9	8	9	135	
	112	Asthma ...	55	41	33	37	35	36	25	15	25	19	40	30	391	
	113	Pulmonary Emphysema ...	4	1	3	2	2	...	3	...	1	3	2	3	24	
	114A	Silicosis and other occupational Pneumoconioseas	
	114B	Other occupational Respiratory Diseases	
	114C	Gangrene of Lung	
	114D	Abscess of Lung ...	2	1	1	1	4	...	1	3	13	
	114E	Other Diseases included under 114 not specified as occupational	
		(1) Chronic intestinal Pneumonia not indicated as occupational	1	1	2		
		(2) Other Diseases included under 114(E).	...	4	4	...	3	1	2	1	...	1	...	2	4	
		18	
		<i>IX.—Diseases of the Digestive System.</i>														
27	115a	Diseases of the teeth and gums	
	115b	Septic sore throat—	
		(1) With mention of tonsillectomy	
27	115c	Other Diseases of the Pharynx and tonsils	1	1	
		(1) With mention of tonsillectomy	
		(2) Others with mention of tonsils ...	1	1	2	
24	115d	Other diseases included under 115	2	1	...	1	...	5	
	116	Diseases of the Oesophagus	1	1	2	1	4	
	117	Ulcer of the stomach or duodenum	5	
27	118	Other diseases of the stomach	2	1	2	3	3	5	2	1	...	1	3	3	26	
	119-120	Enteritis and Diarrhoea ...	131	84	131	125	145	147	203	204	111	108	130	87	1606	
25	121	Appendicitis ...	2	...	5	1	...	2	...	5	...	1	1	18		
26	122a	Hernia	3	4	2	1	1	4	2	1	18	
27	122b	Intestinal Obstruction	
		(1) Intussusception	1	2	1	4	
		(2) Paralytic ileus without stated cause	1	4	1	1	...	1	...	3	2	13	
27	123	Other Diseases of the intestines ...	6	4	2	8	5	5	3	3	7	2	2	4	51	
	124	Cirrhosis of Liver ...	3	...	1	2	2	...	2	1	1	1	5	5	19	
	125A	Acute yellow atrophy (not associated with pregnancy)	18	20	33	17	25	28	30	19	27	24	28	19	288	
27	125B	Other Diseases of the Liver ...	11	22	14	17	26	21	24	32	30	28	29	12	266	
	126	Biliary Calculi	1	1	1	3	
	127	Other Diseases of the Gall Bladder and Bile Ducts	1	5	1	...	1	...	2	1	11	
27	128	Diseases of the Pancreas (other than diabetes)	1	...	1	3	2	2	...	2	2	...	1	1	14	
	129	Peritonitis without stated cause	5	7	7	4	6	13	3	6	6	6	9	7	79	
		<i>X.—Diseases of the Urinary and Genital System.</i> (Not Venereal or connected with Pregnancy or the Puerperium)														
28	130	Acute Nephritis ...	3	2	1	3	2	2	3	3	1	1	1	2	24	
	131	Chronic Nephritis ...	1	2	2	2	1	1	1	...	10	
	132	Nephritis not stated to be Acute or Chronic ...	26	28	27	41	33	23	41	33	40	38	39	35	404	
36	133	Other Diseases of the Kidney and Ureters ...	2	5	5	5	7	5	6	5	1	4	4	5	54	
	134	Calculi of the Urinary Passages	1	1	4	
	135A	Cystitis	2	1	2	1	1	7	
36	135B	Other Diseases of the Bladder	1	1	2	
	136A	Stricture of Urethra	1	1	1	
	136B	Other Diseases of the Urethra, etc.	1	1	1	
30	137	Diseases of the Prostate	1	3	2	1	1	1	...	2	1	12	
	138	Diseases of other male genital organs	1	2	
	139	Diseases of female genital organs—	
		(a) Diseases of the ovary, fallopian tube and Parametria	1	1		
		(b) Diseases of Uterus	2	2	2	...	1	7		
		(c) Diseases of the breast		
		(d) Other Diseases of the female genital organs	1	1	2		
		<i>XI.—Diseases of Pregnancy, Child-Birth and the Puerperal State.</i>														
29	140	Post-abortive Sepsis	1	...	2	1	...	1	1	1	7	
	141	Abortion without mention of septic conditions	1	1	1	3	
30	142	Ectopic Gestation	1	1	2	
	143	Haemorrhage of Pregnancy	3	1	1	1	1	...	6	
	144	Toxaemia of Pregnancy	3	2	2	2	1	4	2	2	2	20	
	145	Other Diseases and Accidents of Pregnancy	1	1	2	1	5	

TABLE 19—(Contd.)
DEATHS BY CAUSES.

Classification No.	Short List	Detailed List	SPECIFIC CAUSES OF DEATH.												TOTAL.			
			Jan.	Feb.	Mar.	April	May	June	July	Aug.	Sep.	Oct.	Nov.	Dec.				
			<i>Homicide</i>															
	35	169	Accidental Deaths (or deaths not known to be due to suicide or Homicide (169-195), and other violent deaths (196-198).
	34	170	Railway accidents (any cause of death except war.) ...	29	18	27	17	17	27	22	17	21	15	10	22	242		
			Motor Vehicle Accidents (any cause of death except war.)	
			(a) Collisions with train	
			(b) Collisions with tram	
			(c) Other accidents included under 170 ...	2	2	...	2	3	1	2	1	3	2	...	1	19		
		171	Other Road Transport Accidents (any cause of death except war.)	
			(a) Tramway accidents on roads	
			(b) Other accidents included under 171	
		172	Water Transport accidents (any cause of death except war.)	
		173	Air Transport Accidents (any cause of death except war.)	
		175	Agricultural and Forestry Accidents (any cause of death except war.)	
			(b)(2) By other animals	
		176	Accidents caused by Machinery (any cause of death.)	
		177	Food Poisoning	
	35	178	Accidental Absorption of Poisonous gas—	
			(a) Carbon Monoxide	
			(d) Accidental absorption of any other irrespirable or poisonous gas included in 178	
		179	Other acute Accidental poisoning (not by gas)	
			(a) Salvarsan and other organic preparations of arsenic.	
			(b) Other acute Accidental poisoning not by gas included in 179. ...	1	5	2	2	6	2	2	1	2	3	1	...	27		
		180	Conflagration	
		181	Accidental Burns (conflagration excepted) ...	35	33	30	31	26	14	20	26	14	26	45	31	331		
		182	Accidental Mechanical Suffocation	3	1	1	2	2	9		
		183	Accidental drowning ...	7	6	5	8	8	12	17	10	8	3	8	1	93		
		184	Accidental Injury by Firearms	1	1		
		185	Accidental Injury by cutting or piercing instruments ...	2	1	1	1	...	5		
		186	Accidental Injury by fall, crushing, land slides, etc. ...	32	45	26	24	48	23	25	24	29	25	32	27	360		
		187	Cataclysm (any cause of death)	
		188	Injury by animals (Poisoning by Venomous animals excepted)	
		191	Excessive Heat	
		192	Lighting	1	...	2	2	2	3	1	1	1	2	15		
		193	Other Accidents due to Electric Currents	1	...	2	1	4		
		194	Attack by Venomous Animals—	
			(a) Hydrophobia ...	2	1	3	1	1	4	2	3	1	2	3	3	26		
			(b) Snake Bites	
			(c) Attack by Venomous animals included in 194	
		195	Other Accidents—	
			(a) (1) Vaccinia	
			(2) Other Sequelae of Vaccination against Small-pox ...	1	...	1	1	1	1	1	1	1	1	9		
			(b) Other accidents due to medical or surgical intervention—	
			(1) Anaesthetic accidents	1	1	2	1	1	2	1	9		
			(2) Other accidents included under 195 (b)	1	...	2	1	1	5		
			(c) Lack of care of the New born	
			(d) Other and Unspecified accidents under 195. ...	37	36	38	39	42	34	43	47	38	52	58	42	506		
		196	Deaths of persons in Military Service during operations of war—	
			(b) From wounds	
			(c) From other or unspecified causes	
		198	Legal Executions	
			<i>XVIII.—ILL-Defined causes of Deaths</i>															
	36	199	Sudden Death	
		200	Causes of Death unstated or Ill-defined	
			(a) Ill-defined Causes—	
			(1) Heart failure ...	34	33	23	27	29	16	33	31	16	18	29	27	316		
			(2) Other ill-defined causes ...	36	41	31	22	19	19	27	42	23	26	13	19	318		
			(b) Found, dead, Cause unknown	
			(c) Other deaths from Unknown or Unspecified cause ...	7	14	8	6	8	10	6	8	8	1	5	5	86		
		200:2(a)	Fever not defined ...	6	17	6	8	21	15	8	4	3	5	12	7	112		
			Total ...	2,708	2,446	2,657	2,536	2,796	2,497	2,858	2,833	2,204	2,323	2,501	2,649	31,008		

TABLE 21
DEATHS BY SECTIONS AND AGE-PERIOD IN 1960

1 Name of Sections.	2 Under 1 year.	3 1 to 5 years.	4 5 to 10 years.	5 10 to 15 years.	6 15 to 20 years.	7 20 to 30 years.	8 30 to 40 years.	9 40 to 50 years.	10 50 to 60 years.	11 60 years and over.	12 Age un-specified.	13 TOTAL DEATHS			14 No. of deaths among males to 100 deaths among females.	15 Ratio of deaths per 1,000 of population.	
												Males.	Females.	Persons.		1951	Mean during the previous 5 years.
Upper Colaba	21	20	3	3	1	4	7	5	4	14	...	42	40	82	105	5.09	5.00
Middle and Lower Colaba	137	69	18	8	6	40	34	36	41	163	...	291	261	552	111	1.05	37.01
Fort Southern	5	1	1	...	2	3	5	1	2	13	...	28	5	33	560	1.09	1.03
Fort Northern	104	44	17	13	11	37	36	51	58	160	...	312	219	531	142	14.05	29.06
Esplanade	109	41	10	4	10	51	56	45	56	153	...	348	191	539	182	12.09	14.03
Mandvi	80	39	10	7	12	37	27	16	37	101	...	210	156	366	135	10.01	1.09
Chakra	55	22	5	6	4	19	21	16	21	90	...	160	99	259	162	8.08	8.06
Umarikhandi	185	84	19	14	22	40	48	46	58	206	...	393	329	722	119	8.09	10.01
Dongri	96	45	9	6	6	19	21	33	22	87	...	193	151	344	128	10.06	12.01
Khara Talao	88	26	8	5	7	30	22	24	29	120	...	216	143	359	151	11.02	11.07
Kumbharwada	99	63	12	6	16	28	36	32	47	101	...	248	192	440	129	9.09	10.09
Bhuleswar	152	49	11	8	26	31	35	40	59	193	...	372	232	604	160	10.02	10.05
Marbet	84	33	11	9	9	27	32	31	61	126	...	261	162	423	161	7.07	8.03
Dhobi Talao	163	82	20	7	19	55	48	75	94	295	...	525	333	858	158	12.03	11.05
Fanaswadi	104	51	8	8	9	36	25	31	59	156	...	299	188	487	159	8.05	9.01
Khetwadi	153	92	15	12	12	55	47	50	76	266	...	403	375	778	107	11.01	11.06
Tardeo	152	94	13	10	12	48	41	37	64	190	...	383	278	661	138	12.09	12.09
Gargasm	123	56	14	12	6	44	39	46	70	239	...	379	270	649	140	9.03	9.05
Chooapati	53	16	4	3	4	17	11	19	31	99	...	153	104	257	147	7.06	7.07
Walkeshwar	62	36	12	3	10	23	23	23	36	130	...	192	166	358	116	9.01	8.00
Mahakalshani	221	130	40	15	18	58	74	72	111	326	...	592	473	1,065	125	17.04	15.07
Mazgaon	233	132	29	12	17	62	66	60	68	172	...	491	360	851	136	15.05	15.08
Tarwadi	186	89	20	11	17	47	50	38	55	186	...	392	307	699	128	11.08	11.06
1st Naggada	104	50	11	2	6	25	15	27	20	78	...	194	144	338	135	16.04	11.01
2nd Naggada	199	72	13	23	44	212	244	228	237	362	...	1,197	437	1,634	275	41.05	44.09
Kamthapur	386	132	23	9	24	54	52	51	65	201	...	543	454	997	119	17.04	18.05
Byculla	529	315	77	28	39	180	117	148	187	438	...	1,166	892	2,058	131	14.01	13.06
Parel	404	248	69	33	47	118	94	103	148	355	...	917	702	1,619	131	14.05	14.05
Sewri	399	268	70	17	29	85	82	62	62	185	...	673	586	1,259	115	19.09	16.09
Naigaum	284	165	48	20	24	79	86	89	101	301	...	634	553	1,187	115	1.01	9.07
Matunga	59	29	11	8	3	25	32	27	50	176	...	245	185	430	132	8.01	8.08
Sion	488	331	65	25	30	101	82	98	103	329	...	869	783	1,652	111	21.04	20.03
Dadar	762	652	111	35	38	142	114	117	120	429	...	1,316	1,204	2,520	109	17.09	47.08
Mahim	217	106	30	13	22	62	52	57	82	298	...	505	434	939	116	14.07	14.08
Parbhadevi	391	268	50	15	19	98	98	95	91	274	...	783	617	1,400	127	17.02	16.00
Worli	496	312	80	19	33	145	99	95	98	321	...	924	774	1,698	119	17.03	15.02
Chinchpokli	353	254	50	11	35	99	81	79	83	276	...	726	605	1,331	120	8.09	8.01
Love Grove	6	13	1	2	5	...	16	13	29	123	2.08	3.07
Harbour, Docks, etc.
Total	7,752	4,529	1,018	441	649	2,238	2,052	2,107	2,608	7,614	...	17,591	13,417	31,008	131	13.03	12.08
Average to five years 1955-59	7,744	4,222	913	408	612	2,225	2,014	2,236	2,670	6,742	...	—	—	29,786	—	—	—

Period.	MONTHS.												Total.
	Jan.	Feb.	Mar.	April.	May.	June.	July.	Aug.	Sept.	Oct.	Nov.	Dec.	
1959 ...	2,151	2,023	2,123	2,385	2,766	2,242	2,462	2,479	2,502	2,467	2,304	2,623	28,527
1960 ...	2,708	2,446	2,657	2,536	2,796	2,497	2,858	2,833	2,204	2,501	2,323	2,649	31,008

TABLE 20
DEATHS BY MONTHS 1959-60

TABLE 22

DEATHS BY SECTIONS AND MONTHS

Name of Sections.	MONTHS.												Total.
	Jan.	Feb.	March.	April.	May.	June.	July.	August.	Sept.	Oct.	Nov.	Dec.	
Upper Colaba ...	7	7	5	8	6	9	5	6	10	8	5	6	82
Middle and Lower Colaba. ...	44	39	51	58	66	33	50	45	46	36	43	41	552
Fort Southern ...	3	6	9	3	...	2	4	5	1	...	33
Fort Northern ...	46	37	44	37	47	42	41	37	39	43	67	51	531
Esplanade ...	74	45	41	47	52	44	35	51	42	33	40	35	539
Mandvi ...	27	33	34	31	41	29	33	32	22	31	24	29	366
Chakla ...	19	29	19	28	21	25	32	20	21	18	9	18	259
Umerkhadi ...	72	64	52	45	69	58	65	77	58	66	49	47	722
Dongri ...	37	25	18	26	35	34	25	32	30	28	25	29	344
Khara Talao ...	28	31	31	26	31	23	33	35	30	25	43	23	359
Kumbharwada ...	40	33	48	32	44	53	32	38	37	28	31	24	440
Bhuleshwar ...	50	50	37	59	52	38	74	63	41	38	61	41	604
Market ...	34	38	35	41	44	38	38	25	32	30	33	35	423
Dhobi Talao ...	66	60	66	78	98	67	75	81	69	73	66	59	858
Fanaswadi ...	39	37	49	40	46	38	53	42	44	32	33	34	487
Khetwadi ...	69	74	70	66	67	50	77	69	59	63	56	58	778
Tardeo ...	58	39	71	59	58	53	67	55	49	40	50	62	661
Girgaum ...	56	54	46	47	50	57	54	61	48	54	75	47	649
Chaupati ...	18	14	25	24	18	29	18	32	22	25	18	16	257
Walkeshwar ...	35	31	30	28	42	21	31	20	23	26	38	33	358
Mahalaxmi ...	99	83	104	84	91	95	100	100	75	69	75	90	1,065
Mazgaon ...	52	60	70	86	84	67	85	80	61	72	59	75	851
Tarwadi ...	53	61	73	69	87	57	53	51	40	59	44	52	699
1st Nagpada ...	12	20	18	27	47	40	34	39	17	50	15	19	338
2nd Nagpada ...	155	143	155	143	126	134	157	137	122	123	126	113	1,634
Kamathipura ...	81	72	91	85	113	87	84	90	57	87	72	78	997
Byculla ...	165	161	179	199	216	154	183	206	133	153	151	152	2,058
Parel ...	149	109	140	151	146	126	155	140	107	107	124	165	1,619
Sewri ...	93	101	121	108	104	110	128	126	85	86	102	95	1,259
Naigaum ...	113	92	95	98	106	96	114	118	89	102	83	81	1,187
Matunga ...	52	44	26	29	37	35	38	41	34	35	32	27	430
Sion ...	165	134	154	113	132	145	145	139	119	128	129	149	1,652
Dadar ...	237	205	172	161	180	202	236	219	167	168	259	314	2,520
Mahim ...	104	60	80	60	94	71	99	76	52	73	89	81	939
Parbhadevi ...	93	109	118	110	91	81	120	142	110	119	130	177	1,400
Worli ...	138	136	144	127	146	151	183	167	120	102	133	151	1,698
Chinchpokli ...	117	103	135	101	109	100	98	133	92	93	105	140	1,331
Love Grove ...	8	2	3	2	...	3	4	3	2	2	29
Harbour, Docks etc.
TOTAL ...	2,708	2,446	2,657	2,536	2,796	2,497	2,858	2,833	2,204	2,323	2,501	2,649	31,008

TABLE
DEATHS BY

Classification Number	1	2	3	4	5	6	7	8	9	10	11	12	13 M	13 F	14	15	16	17	18	19	20	21	22	23
Sections.	Typhoid and Para Typhoid Fever (1-2).	Cerebro-Spinal Fever (6)	Scarlet Fever (8)	Whooping Cough (9)	Diphtheria (10)	Tuberculosis of Respiratory System (13)	Other forms of Tuberculosis (14-22).	Syphilitic disease (30)	Influenza (33)	Measles (35)	Acute Poliomyelitis & Polio Encephalitis (36)	Acute infectious Encephalitis (37)	Cancer of buccal cavity and Oesophagus (43, 46A) males.	Cancer of uterus (48)	Cancer of Stomach and duodenum (46a)	Cancer of breast (50)	Cancer of all other sites (45, 46A females, 46c-b, 47, 49, 51-55)	Diabetes (61)	Intra-Cranial Vascular Lesions (63)	Heart Disease (90-95)	Other diseases of circulatory system (96-103)	Bronchitis (106)	Pneumonia (107-109)	Other Respiratory diseases (104, 105, 110-114).
Upper Colaba	5	2	2	2	3	1	...	8	1	...	13	...	
Middle & Lower Colaba Fort, Southern ...	3	1	21	10	...	1	3	1	...	2	...	4	2	19	4	14	52	13	2	81	8
Fort, Northern ...	3	2	32	9	3	...	2	1	...	4	...	18	7	11	68	14	5	49	16
Esplanade ...	1	1	2	63	15	...	1	1	4	1	12	5	8	71	12	2	60	10	
Mandvi ...	3	2	1	32	6	1	...	1	3	...	1	8	2	4	28	10	4	55	12	
Chukla ...	2	19	7	...	1	2	...	1	2	...	1	7	1	8	28	6	5	29	5	
Umarkhadi ...	15	1	2	59	22	2	...	1	2	...	1	1	1	12	5	16	47	7	8	104	15	
Dongri ...	3	27	5	...	1	4	1	...	4	1	...	1	7	1	5	21	3	1	58	9
Khara Talao ...	1	1	28	10	1	...	4	14	4	5	23	5	2	59	10	
Kumbharwada ...	6	2	28	11	1	...	4	1	...	2	...	3	1	7	4	4	31	6	5	70	12
Bhuleshwar ...	14	4	44	16	2	1	2	1	2	5	...	2	...	22	2	13	52	14	4	83	22
Market ...	9	1	27	10	2	...	3	10	2	2	2	17	4	7	50	15	8	55	10
Dhobi Talao ...	12	1	3	60	16	1	...	5	2	...	10	1	9	3	40	14	27	75	24	9	101	33
Fanaswadi ...	10	1	1	27	4	1	1	7	1	...	5	3	33	3	10	51	17	4	69	13
Khetwadi ...	5	7	45	13	2	1	10	1	...	4	2	8	...	36	6	14	80	23	11	127	20
Tardeo ...	5	2	40	15	1	...	6	1	2	2	13	7	12	47	5	11	105	9
Girgaum ...	7	1	43	17	1	4	4	2	1	8	2	3	2	28	15	31	57	16	6	82	21
Chaupati ...	1	1	13	6	...	2	...	2	...	1	...	2	1	14	4	10	34	2	4	36	10
Walkeshwar ...	3	1	17	9	1	3	3	1	2	16	5	19	37	9	1	41	15
Mahalakshmi ...	7	4	42	32	1	2	4	1	1	4	2	7	3	46	8	27	98	26	10	163	38
Mazagaon ...	5	6	49	30	1	...	2	2	...	5	...	1	...	17	3	11	34	12	5	175	15
Tarwadi ...	4	1	1	24	13	2	1	10	2	...	6	...	3	...	12	3	14	49	...	4	120	9
1st Nagpada ...	4	1	26	7	2	4	...	3	...	9	2	5	17	2	2	66	6
2nd Nagpada ...	4	4	3	466	17	12	1	2	1	2	4	1	2	1	30	4	21	82	7	4	119	22
Kamathipura ...	4	3	53	24	14	...	5	1	1	7	1	4	1	14	2	9	34	10	5	262	16
Byculla ...	16	1	...	1	32	99	36	7	4	67	7	2	5	3	35	11	32	98	23	30	343	28
Parel ...	15	2	...	1	12	65	54	4	...	4	4	...	13	2	5	3	50	4	33	78	20	13	176	27
Sewri ...	9	3	42	29	2	...	5	2	...	3	...	2	...	13	1	12	29	5	4	313	10
Naigaum ...	9	4	56	34	2	1	3	3	...	4	3	3	3	20	8	15	61	13	6	148	12
Matunga ...	3	6	15	6	1	1	4	...	1	1	31	4	16	62	14	2	42	10
Sion ...	5	6	3	35	22	3	...	2	6	...	5	...	4	1	38	17	24	73	21	36	331	24
Dadar ...	8	1	7	57	46	5	2	8	3	...	5	...	2	...	21	6	22	69	16	15	635	40
Mahim ...	1	4	28	14	3	1	1	11	...	4	3	26	8	22	70	25	5	144	27
Parbhadevi ...	4	2	58	32	3	...	1	1	2	5	...	4	1	17	6	20	48	19	12	293	18
Worli ...	11	5	63	35	1	...	6	3	...	3	...	2	1	28	6	18	54	14	12	375	41
Chinchpokli ...	7	1	...	1	5	41	31	1	...	10	1	1	3	3	24	7	14	46	12	7	356	27
Love Grove Harbour, Docks etc.	2	1	1	8	...
Total	219	4	...	21	133	1854	665	76	24	192	46	13	156	27	103	44	760	194	534	1864	444	265	5346	621

SECTIONS AND CAUSES

24	25	26	27	28	29	30	31	32	33	34	35	36													TOTAL	
Ulceration of stomach or duodenum (117)	Diarrhoea (119, 120)	Appendicitis (121)	Other Digestive Diseases (115, 116, 118, 122-129)	Nephritis (130-132)	Purpural and Post abortive Sepsis (140, 147)	Other Maternal Causes (141-146, 148-150)	Premature birth (159)	Congenital malformation, birth injury (157, 158, 160, 161)	Suicide (163, 164)	Road traffic accidents (170-171)	Other Violent Causes (165-169, 172-198)	OTHER DEFINED DISEASES													Still-born.	TOTAL
												A	B	C	D	E	F	G	H	J	K	L	M			
												Small-pox (34)	Plague (3)	Kala Azar (29)	Malaria (28A)	Ague and Remittent fever (28B)	Relapsing fever (31)	Fever not Defined (200/2a)	Cholera (4)	Dysentery (27)	Leprosy (23)	Senility and old age (162)	All other causes			
...	6	...	3	1	...	1	10	4	4	1	5	10	16	82
1	25	1	15	17	1	3	30	45	...	2	37	10	5	...	7	...	37	75	61	552	
...	1	...	1	3	3	1	5	6	2	33	
2	22	1	21	12	...	1	23	33	1	...	48	9	4	...	4	...	30	76	55	531	
2	26	...	12	17	1	...	21	25	23	11	4	...	4	...	32	92	59	539	
1	32	...	14	6	...	1	8	18	28	4	3	...	2	...	17	59	40	366	
...	8	1	6	7	...	1	12	15	...	1	13	6	4	...	21	39	28	259	
4	53	...	28	11	1	1	33	36	32	12	3	...	4	...	86	96	88	722	
...	15	...	10	3	20	30	18	2	2	...	33	59	32	344	
1	27	...	8	10	...	2	15	18	9	8	4	...	24	66	39	359	
...	17	1	16	12	1	...	22	13	23	2	1	...	3	...	42	89	46	440	
...	41	1	27	12	...	1	26	31	...	1	24	4	2	...	4	...	36	89	65	604	
...	20	...	24	11	...	3	16	14	20	8	1	...	2	...	18	52	30	423	
2	54	...	27	20	2	2	42	27	...	3	43	26	1	...	5	...	4	...	71	83	60	858	
1	35	1	13	10	...	1	16	23	17	13	2	...	1	...	32	61	44	487	
6	46	1	27	18	...	2	41	15	...	1	40	6	1	2	...	3	1	50	103	81	778	
...	33	...	19	12	...	2	37	32	19	10	6	...	7	...	80	121	69	661	
3	31	...	23	19	1	3	23	23	22	20	12	...	8	...	34	76	76	649	
...	21	1	7	10	2	...	18	7	2	...	12	2	...	13	19	29	257	
...	12	...	12	6	17	22	1	...	24	3	3	...	2	...	22	51	37	358	
1	54	2	29	21	1	...	61	52	...	1	43	26	4	...	5	1	92	146	104	1065	
1	40	...	18	9	1	2	52	53	42	26	2	...	102	130	81	851	
...	33	...	17	10	...	2	35	36	32	16	2	...	4	1	112	121	65	699	
...	18	...	10	6	1	...	28	18	16	5	1	...	5	...	24	50	41	338	
...	73	1	35	11	2	1	30	28	2	1	333	14	5	...	9	5	54	221	109	1634	
...	69	1	19	5	2	5	66	92	35	9	1	...	7	...	99	117	97	997	
3	106	2	47	27	1	4	92	93	1	4	88	99	3	...	15	1	267	325	216	2058	
6	68	...	42	10	2	6	92	92	67	45	4	...	10	...	182	408	138	1619	
2	57	1	23	7	1	5	64	97	...	1	55	69	2	...	4	...	152	235	111	1259	
1	52	1	31	11	...	4	56	87	...	2	56	23	...	1	7	...	7	1	207	232	111	1187	
...	17	...	18	23	...	1	12	17	21	8	1	...	2	4	25	61	44	430	
...	154	...	44	25	2	5	69	149	2	...	89	46	15	...	11	27	142	215	147	1652	
2	112	1	42	11	...	5	115	300	1	...	86	115	5	...	14	...	257	486	180	2520	
4	42	...	27	21	...	3	39	61	52	16	1	...	3	1	105	167	83	939	
2	54	...	31	10	1	7	84	159	59	42	2	1	4	...	178	220	147	1400	
...	81	...	39	12	3	5	104	140	...	2	78	28	3	...	4	...	211	310	196	1698	
2	48	1	25	5	1	4	49	76	57	44	1	...	7	...	200	213	135	1331	
...	3	2	1	2	1	3	5	4	29	
...
48	1606	18	810	438	27	83	1480	1985	10	19	1,670	786	...	1	1	2	...	112	1	180	42	3100	4,984	2,966	31,008	
24	25	26	27	28	29	30	31	32	33	34	35	A	B	C	D	E	F	G	H	J	K	L	M	Total.		

TABLE 24

INFANT MORTALITY—
BOMBAY BORN AND OUT BORN CHILDREN.

	Born in Bombay.		Born out of Bombay.	Deaths under 1 year of age.	
	Births Registered.				
	Before death.	After death.			
Total	...	4,287	2,721	744	7,752
Percentage	...	55.3	35.1	9.6	100.0

TABLE 25

INFANT DEATHS FROM PRINCIPAL CAUSES BY AGE-GROUPS, EXPRESSED AS PERCENTAGES OF THE TOTAL INFANT DEATHS.

Age-Period.	Small-pox.	Measles.	Malarial fever.	Ague and Remittent Fever and fever not defined.	Diarrhoea and Enteritis.	Dysentery.	Infantile Debility and Malformation and premature births.	Diseases of the Respiratory system.	Convulsions.	Polio-myelitis.	Other causes.	All causes.
Under 7 days.	...	0.0	...	0.4	0.8	...	87.9	4.9	1.5	...	4.5	100.0
1 to 4 weeks	0.7	0.2	...	0.5	12.6	0.1	56.3	19.2	0.9	0.2	9.3	100.0
4 weeks to 6 months.	3.3	0.6	...	0.8	17.6	0.6	20.1	45.4	0.5	...	11.1	100.0
6 to 12 months	4.9	1.8	...	0.7	16.0	0.7	8.4	47.1	0.3	0.3	19.8	100.0
Total percentage for all ages upto 1 year.	2.3	0.7	...	0.6	11.4	0.4	42.9	29.7	0.8	0.1	11.1	100.0

TABLE 26

DEATHS AMONG INFANTS FROM PRINCIPAL CAUSES BY AGE-PERIODS.

Age period	Small-pox.	Measles.	Malarial fever.	Ague and Remittent Fever and fever not defined.	Diarrhoea and Enteritis.	Dysentery.	Infantile Debility and Malformation and premature birth.	Diseases of the Respiratory system.	Convulsions.	Polio-myelitis.	Other causes.	All causes.	Percentage to the total infant deaths.
up to 7 days.	9	18	...	2,036	114	34	...	103	2,314	29.8
1 to 4 weeks	8	2	...	6	153	1	681	233	11	2	113	1,210	15.6
Total under 4 weeks.	8	2	...	15	171	1	2,717	347	45	2	216	3,524	45.4
4 weeks to 6 months.	72	12	...	17	379	14	433	981	11	...	240	2,159	27.9
6 to 12 months	102	38	...	14	332	15	174	973	7	6	408	2,069	26.7
Total	182	52	...	46	882	30	3,324	2,301	63	8	864	7,752	100.0

TABLE 27

INFANT MORTALITY FROM PRINCIPAL CAUSES (1955-60)

Causes of Death.	1955.	1956.	1957.	1958.	1959.	Annual Average 1955 to 1960.		Difference between (a) and (b)
						1959. (a)	1960. (b)	
Poliomyelitis	3	5	5	5	4	5	8	+ 3
Small-pox	9	7	80	120	20	47	182	+ 135
Measles	14	13	68	84	20	40	52	+ 12
Malarial Fever
Ague and Remittent Fever and Fever not defined.	52	27	38	45	31	39	46	+ 7
Diarrhoea and Enteritis ...	736	713	681	857	857	769	882	+ 113
Dysentery	29	10	28	25	30	24	30	+ 6
Infantile Debility & Malforma- tion including Premature Birth.	3,718	3,543	3,508	3,566	3,615	3,590	3,324	- 266
Diseases of the Respiratory system.	2,232	1,878	2,241	2,483	2,135	2,194	2,301	+ 107
Convulsions	139	126	84	106	98	111	63	- 48
All Causes	7,897	7,152	7,820	8,153	7,711	7,746	7,752	- 6

TABLE 28.

NEONATAL DEATH RATES (1948-1960).

Years.	Births.	Neonatal Deaths.	Rate.
1948 ...	54,629	3,970	72.7
1949 ...	58,081	4,390	75.6
1950 ...	60,597	4,460	73.6
1951 ...	65,679	4,626	70.4
1952 ...	66,125	4,417	66.8
1953 ...	62,726	4,055	64.6
1954 ...	63,072	3,953	62.7
1955 ...	66,575	4,054	60.9
1956 ...	64,835	3,686	56.2
1957 ...	64,526	3,671	56.9
1958 ...	67,069	4,218	62.9
1959 ...	74,391	4,022	54.1
1960 ...	71,044	3,524	49.6

TABLE 29
INFANT DEATHS AND OTHER DEATHS.

Age-period.	MONTHS.												Total.
	Jan.	Feb.	Mar.	April	May	June	July	Aug.	Sept.	Oct.	Nov.	Dec.	
Under 1 year.	581	518	614	619	681	653	858	800	576	566	636	650	7,752
1 year and upwards.	2,127	1,928	2,043	1,917	2,115	1,844	2,000	2,033	1,628	1,757	1,865	1,999	23,256

TABLE 30

DEATHS AMONG INFANTS BY CAUSES, MONTHS AND AGES.

Causes of Deaths.	Total.	MONTHS.												AGES.			
		Jan.	Feb.	Mar.	April	May	June	July	Aug.	Sept.	Oct.	Nov.	Dec.	Under 1 week.	1 to 4 weeks.	4 weeks to 6 months.	6 to 12 months.
36 Poliomyelitis ...	8	1	1	1	2	2	...	1	2	...	6
28a Malaria
28b Ague and Remittent Fever
34 Small-pox ...	182	3	13	12	20	24	15	13	11	7	7	13	44	...	8	72	102
35 Measles ...	52	5	6	13	11	6	2	2	2	2	3	...	2	12	38
8 Scarlet Fever
9 Whooping Cough ...	12	3	1	6	1	1	2	8	2
10 Diphtheria ...	30	3	3	7	1	3	1	1	4	1	2	1	3	8	22
33 Influenza ...	1	1	1	...
4 Cholera
27 Dysentery ...	30	2	3	1	2	4	3	4	4	4	3	1	14	15
3 Plague
6 Cerebro-Spinal Fever	2	1	1	1	...	1	...
13 Tuberculosis of Respiratory system ...	14	...	1	3	...	1	2	1	...	1	1	3	1	...	1	4	9
14 Other Tuberculous Diseases ...	67	12	3	7	5	5	6	6	2	6	5	3	7	18	49
30 Syphilis ...	15	4	2	...	2	4	1	1	1	...	2	8	5	...
70 Rickets ...	153	11	7	9	10	13	9	25	17	10	14	10	18	3	2	47	101
86 Convulsions ...	63	3	6	4	7	5	6	6	4	7	6	6	3	34	11	11	7
106 Bronchitis ...	33	6	2	2	...	1	3	3	8	2	3	1	2	3	2	13	15
107-109 Pneumonia ...	2,240	200	146	180	195	240	176	272	244	143	136	157	151	106	228	958	948
104, 105, 110-114 Other Respiratory Diseases	28	2	2	2	3	5	7	1	3	...	3	5	3	10	10
118 Gastritis
119-120 Diarrhoea and Enteritis ...	882	49	43	79	64	84	73	126	117	68	57	69	53	18	153	379	332
157, 158, 160, 161 Congenital Malformation, Injury at Birth ...	1,814	119	121	130	141	133	178	162	186	171	140	160	203	810	456	404	174
159 Premature-Birth ...	1,480	125	108	125	123	107	99	154	143	111	125	138	122	1,226	225	29	...
161a Atelectasis
200a-2 Suffocation Over-Lying
200-2a Fever not defined	46	2	5	1	4	6	8	6	2	1	4	4	3	9	6	17	14
Other Cause ...	570	32	46	33	34	43	66	70	46	41	59	66	34	97	10	148	225
Total ...	7,752	581	518	614	619	681	653	858	800	576	566	636	650	2,314	1,210	2,159	2,069

TABLE No. 31

INFANT MORTALITY BY SECTIONS AND MONTHS

Localities Names of Sections.	MONTHS.												TOTAL.
	Jan.	Feb.	March.	April.	May.	June.	July.	August.	Sept.	Oct.	Nov.	Dec.	
Upper Colaba ...	2	2	3	1	1	1	1	2	5	1	2	...	21
Middle and Lower Colaba ...	8	3	13	19	17	11	21	13	10	7	4	11	137
Fort, Southern	3	1	1	5
Fort, Northern ...	8	8	9	7	9	11	12	6	10	9	8	7	104
Esplanade ...	18	9	14	8	12	4	9	11	9	5	7	3	109
Mandvi ...	1	10	7	6	8	9	7	8	2	8	9	5	80
Chakla ...	3	6	4	5	1	8	10	8	4	3	...	3	55
Umarkhadi ...	8	14	9	11	21	18	28	22	21	16	11	6	185
Dongr ...	7	6	2	9	11	14	6	10	9	5	7	10	96
Khara Talao ...	5	5	3	6	9	4	8	9	14	7	12	6	88
Kumbharwada ...	8	7	11	4	13	9	7	10	7	7	11	5	99
Bhuleshwar ...	5	13	7	12	13	11	24	22	4	14	16	11	152
Market ...	8	4	5	6	11	6	9	6	7	4	10	8	84
Dhobi Talao ...	12	11	8	8	18	18	21	21	10	11	12	13	163
Fanaswadi ...	5	9	10	11	10	11	12	11	11	4	6	4	104
Khetwad i ...	13	12	11	11	19	9	21	17	13	5	12	10	153
Tardeo ...	8	10	12	18	11	11	21	17	16	8	8	12	152
Girgaon ...	10	14	8	9	9	16	13	14	7	8	14	1	123
Chowpati ...	4	1	6	5	3	5	3	8	4	5	7	2	53
Walkeshwar ...	4	3	7	6	5	3	4	5	8	6	6	5	62
Mahalakshmi ...	22	9	28	20	15	16	23	25	18	13	15	17	221
Mazgaon ...	11	12	18	23	23	14	31	24	19	18	15	25	233
Terwadi ...	8	14	21	19	24	17	12	14	14	14	12	17	186
1st Nagpada ...	4	2	6	9	19	11	13	10	4	16	5	5	104
2nd Nagpada ...	16	18	23	18	10	23	21	17	12	14	14	13	199
Kamathipura... ..	31	24	37	33	50	34	32	43	23	32	23	24	386
Byculla ...	29	39	30	57	50	55	57	56	37	39	41	39	529
Parel ...	40	23	27	35	31	27	48	31	31	25	44	42	404
Sewri ...	28	30	33	34	28	34	36	49	32	24	41	30	399
Naigaon ...	19	15	26	21	27	20	32	37	24	31	16	16	284
Matunga ...	6	5	7	4	4	5	3	4	4	5	6	6	59
Sion ...	47	31	37	24	34	53	56	39	34	44	44	45	488
Dadar ...	68	49	49	47	48	63	88	71	44	50	78	107	762
Mehin ...	26	16	14	12	24	14	28	16	8	15	21	23	217
Farbhadevi ...	21	22	33	22	24	25	40	47	36	39	36	46	391
Worli ...	41	39	44	44	43	37	60	54	35	28	38	33	496
Chinchpokli ...	25	20	30	35	26	24	39	43	30	26	25	40	363
Love Grove ...	2	...	1	2	1	6
Harbour, Docks, etc.
TOTAL ...	581	518	614	619	681	653	858	800	576	566	636	650	7,752

TABLE 32

DEATHS IN PUERPERAL STATE.

No.	Specific Cause of Death.	Number of Deaths.
1	Ant.-partum Haemorrhage	6
2	Post-partum Haemorrhage	19
3	Toxaemias (Eclampsia, Hyperemesis, Gravidarum, Acute Yellow Atrophy, Albuminuria)	23
4	Puerperal Sepsis (Septraemia, Septaemia, Phlegmasis, Alhodolens, Coli Infection, etc.)	31
5	Embolism	7
6	Shock during or immediately after delivery	19
7	Other Causes	5
	Total ...	110

TABLE 33
CASES OF NOTIFIABLE DISEASES IN 1960 REPORTED.

Sections.	2															
	Cholera.	Small-pox.	Plague.	Enteric Fever.	Diphtheria.	Typhus.	Puerperal Fever.	Tuberculosis.	Leprosy.	Scarlet Fever.	Influenza & Pneumonia	Cerebro Spinal Meningitis.	Acute Anterior Polio-myelitis.	Virus Encephalitis.	Relapsing Fever.	Total.
Upper Colaba	1	...	31	1	6	8
Middle and Lower Colaba	35	...	31	53	18	1	...	5	143
Fort, Southern	9	...	12	7	3	31
Fort, Northern	28	...	56	90	31	3	208
Esplanade	52	...	42	54	53	1	202
Mandvi	21	...	45	48	41	1	156
Chakla	20	...	32	66	28	1	...	1	148
Umarkhadi	58	...	193	162	97	1	...	8	519
Dongri	21	...	28	60	35	1	...	9	154
Khara Talao	31	...	57	231	28	8	355
Kumbharwada	11	...	45	80	35	4	175
Bhuleshwar	23	...	98	145	47	1	...	7	2	...	323
Market	26	...	123	48	22	1	220
Dhobi Talao	45	...	168	144	67	7	431
Fanarwadi	23	...	100	49	37	1	210
Khetwadi	26	...	59	105	64	2	...	3	259
Tardeo	29	...	65	67	68	8	237
Girgaum	43	...	89	79	58	4	...	5	1	...	279
Chowpati	4	...	25	43	22	1	...	2	97
Walkeshwar	2	...	23	26	25	1	...	1	78
Mahalakshmi	54	...	84	202	79	2	...	13	1	...	435
Mazagon	69	...	73	109	61	9	321
Tarwadi	80	...	69	86	55	11	301
1st Nagpada	40	...	53	128	11	6	238
2nd Nagpada	22	...	31	67	452	1	...	15	1	...	589
Kamathipura	48	...	43	67	60	2	220
Byculla	326	...	283	680	217	5	1	26	1,538
Parel	106	...	295	250	120	1	2	38	812
Sewri	118	...	82	89	56	12	357
Naigaum	75	...	108	176	79	2	...	17	457
Matunga	40	...	43	82	21	2	1	...	189
Sion	101	...	86	151	45	11	394
Dadar	479	...	138	144	64	11	836
Mahim	25	...	67	175	25	1	...	4	297
Prabhadevi	118	...	116	188	73	2	8	1	...	507
Worli	98	...	249	176	77	14	614
Chinchpokli	138	...	193	198	67	2	8	2	...	608
Love Grove	5	...	15	13	3	36
Harbour, Docks, etc.
Total ...	1	2,450	...	3,319	4,539	2,350	2	...	27	5	278	11	...	12,982
Average of the last 5 years (1955 to 1959)	2	742	...	2,204	3,441	9	1	12,089	6	...	31	5	108	3	...	9,087

TABLE 32

DEATHS IN PUERPERAL STATE.

No.	Specific Cause of Death.	Number of Deaths.
1	Ant. -partum Haemorrhage	6
2	Post-partum Haemorrhage	19
3	Toxaemias (Eclampsia, Hyperemesis, Gravidarum, Acute Yellow Atrophy, Albuminuria)	23
4	Puerperal Sepsis (Septraemia, Septicaemia, Phlegmasis, Algodolens, Coli Infection, etc.)	31
5	Embolism	7
6	Shock during or immediately after delivery	19
7	Other Causes	5
	Total ...	110

TABLE 33
CASES OF NOTIFIABLE DISEASES IN 1960 [REPORTED.]

Sections.	2															
	Cholera.	Small-pox.	Plague.	Enteric Fever.	Diphtheria.	Typhus.	Puerperal Fever.	Tuberculosis.	Leprosy.	Scarlet Fever.	Influenza & Pneumonia	Cerebro Spinal Meningitis.	Acute Anterior Polio-myelitis.	Virus Encephalitis.	Relapsing Fever.	Total.
Upper Colaba	1	1	6	8
Middle and Lower Colaba	35	...	31	53	18	1	...	5	143
Fort, Southern	9	...	12	7	3	31
Fort, Northern	28	...	56	90	31	3	208
Esplanade	52	...	42	54	53	1	202
Mandvi	21	...	45	48	41	1	156
Chakla	20	...	32	66	28	1	...	1	148
Umarkhadi	58	...	193	162	97	1	...	8	519
Dongri	21	...	28	60	35	1	...	9	154
Khara Talao	31	...	57	231	28	8	355
Kumbharwada	11	...	45	80	35	4	175
Bhuleshwar	23	...	98	145	47	1	...	7	323
Market	26	...	123	48	22	1	220
Dhobi Talao	45	...	168	144	67	7	431
Fanaswadi	23	...	100	49	37	1	210
Khetwadi	26	...	59	105	64	2	...	3	259
Tardeo	29	...	65	67	68	8	237
Girgaum	43	...	89	79	58	4	...	5	...	1	279
Chowpati	4	...	25	43	22	1	...	2	97
Walkeshwar	2	...	23	26	25	1	...	1	78
Mahalakshmi	54	...	84	202	79	2	...	13	...	1	435
Mazagon	69	...	73	109	61	9	321
Tarwadi	80	...	69	86	55	11	301
1st Nagpada	40	...	53	128	11	6	238
2nd Nagpada	22	...	31	67	452	1	...	15	...	1	589
Kamathipura	48	...	43	67	60	2	220
Byculla	326	...	283	680	217	5	1	26	1,538
Parel	106	...	295	250	120	1	2	38	812
Sewri	118	...	82	89	56	12	357
Naigaum	75	...	108	176	79	2	...	17	457
Matunga	40	...	43	82	21	2	...	1	189
Sion	101	...	86	151	45	11	394
Dadar	479	...	138	144	64	11	836
Mahim	25	...	67	75	25	1	...	4	297
Prabhadevi	118	...	116	188	73	2	8	1	...	507
Worli	98	...	249	176	77	14	614
Chinchpokli	138	...	193	198	67	2	8	2	...	608
Love Grove	5	...	15	13	3	36
Harbour, Docks, etc.
Total ...	1	2,450	...	3,319	4,539	2,350	2	...	27	5	278	11	...	12,982
Average of the last 5 years (1955 to 1959)	2	742	...	2,204	3,441	9	1	2,089	6	...	31	5	108	3	...	9,087

TABLE 34

RAT DESTRUCTION WORK.

Months.	No. of rats sent to the Haffkine Institute.	No. of rats examined.	
		Alive.	Dead.
January ..	78,492	6,450	29
February ..	72,462	4,588	..
March ..	73,019	4,521	..
April ..	72,066	4,207	4
May ..	68,976	3,786	...
June ..	67,906	3,764	...
July ..	65,381	4,058	..
August ..	69,452	4,655	...
September ..	70,220	5,086	...
October ..	66,542	4,061	..
November ..	67,357	5,408	..
December ..	70,784	6,238	6
Total ..	8,42,657	56,822	39

No rat was found plague infected.

TABLE 35
SMALL-POX ATTACKS AND DEATHS (1934 TO 1960).

Year	Jan.	Feb.	Mar.	April	May	June	July	Aug.	Sept.	Oct.	Nov.	Dec.	Total	Death rate	Fatality rate	REMARKS.	
1934	A.	43	48	51	42	29	10	6	5	13	9	5	22	283	0.1	53.7	Sporadic.
	D.	16	22	28	29	13	8	3	4	7	5	3	14	152			
1935	A.	127	221	412	465	300	195	112	55	25	12	19	34	1,977	1.1	63.1	Epidemic from 2-2-1935 to 6-7-35, 5 months and 4 days.
	D.	71	118	263	278	203	140	70	40	15	6	11	24	1,148			
1936	A.	110	238	308	336	194	101	58	28	17	11	3	7	1,411	0.8	64.2	Epidemic from 22-2-36 to 6-6-36 3 months and 16 days.
	D.	64	139	190	228	131	71	35	21	14	6	3	4	906			
1937	A.	29	50	80	152	133	115	90	46	54	34	89	325	1,197	0.6	57.5	Epidemic from 19-12-37 to 14-5-38 4 months and 26 days.
	D.	16	30	62	79	90	81	59	32	24	20	39	156	688			
1938	A.	678	965	903	403	167	53	36	13	8	5	...	2	3,233	1.6	57.6	Epidemic from 19-12-37 to 14-5-38 4 months and 26 days.
	D.	356	549	509	248	116	38	30	12	2	1	...	1	1,862			
1939	A.	15	20	60	50	48	44	40	29	7	6	12	37	368	0.2	54.6	Sporadic.
	D.	9	15	25	19	25	26	29	19	1	5	8	20	201			
1940	A.	115	184	235	390	276	172	95	29	22	32	65	115	1,730	0.7	48.2	Epidemic from 31-3-1940 to 15-6-40 2 months and 16 days.
	D.	43	78	106	182	143	103	61	17	10	18	19	54	834			
1941	A.	345	646	581	308	199	108	30	30	14	15	4	35	2,325	0.8	55.6	Epidemic from 19-1-41 to 17-4-41 3 months and 19 days.
	D.	171	317	323	189	140	64	25	24	8	7	10	18	1,293			
1942	A.	166	257	603	338	57	14	6	3	...	3	2	5	1,454	0.4	40.6	Epidemic from 8-3-42 to 18-4-42 1 month and 11 days.
	D.	70	141	220	116	33	4	2	2	3	591			
1943	A.	28	71	200	169	152	106	90	71	88	70	76	197	1,318	0.3	39.4	Sporadic.
	D.	10	26	73	56	78	48	31	32	42	35	25	63	519			
1944	A.	625	1,032	1,194	577	187	62	56	13	3	3	3	6	3,741	0.9	37.1	Epidemic from 15-1-44 to 29-4-44 3 months and 15 days.
	D.	202	411	421	188	103	33	24	3	2	4	1,391			
1945	A.	14	22	58	83	67	60	44	34	31	31	36	123	603	0.1	38.9	Sporadic.
	D.	7	4	11	27	26	33	15	17	9	15	12	50	235			
1946	A.	256	556	762	621	174	44	10	1	3	...	3	1	2,431	0.6	35.2	Sporadic.
	D.	124	256	225	193	36	22	2	858			
1947	A.	6	2	2	5	8	6	7	5	5	4	6	6	62	0.0	29.0	Sporadic.
	D.	1	1	1	...	2	2	2	1	4	4	18			
1948	A.	20	43	108	161	82	44	32	14	16	10	9	19	558	0.1	29.0	Sporadic.
	D.	7	10	35	35	22	13	15	9	6	4	...	6	162			
1949	A.	52	229	481	621	203	45	36	19	6	9	19	44	1,764	0.4	31.9	Sporadic.
	D.	16	68	184	155	65	31	18	4	2	2	7	11	563			
1950	A.	78	145	207	113	78	51	26	19	10	9	17	63	816	0.1	28.3	Sporadic.
	D.	21	26	55	42	32	19	7	4	1	1	4	19	231			
1951	A.	97	218	313	231	122	48	20	6	4	6	8	10	1,083	0.1	30.0	Sporadic.
	D.	28	55	84	71	38	19	9	4	1	1	2	2	314			
1952	A.	13	46	96	88	58	25	12	3	7	6	6	18	378	0.0	31.7	Sporadic.
	D.	3	11	24	33	21	9	4	2	2	...	1	10	120			
1953	A.	39	58	130	117	90	87	62	31	11	13	15	40	693	0.0	27.3	Sporadic.
	D.	13	15	37	28	25	28	16	4	4	2	5	12	189			
1954	A.	130	210	684	499	138	73	26	10	12	3	9	22	1,816	0.3	34.3	Epidemic from 14-3-1954 to 1-5-1954. 1 month and 18 days.
	D.	43	123	211	140	53	28	10	1	1	3	3	7	623			
1955	A.	31	30	27	16	14	19	12	5	2	2	5	3	166	0.0	26.5	Sporadic.
	D.	10	...	7	6	5	4	5	3	2	2	44			
1956	A.	7	25	24	17	40	33	15	8	10	...	3	16	198	0.02	25.3	Sporadic.
	D.	5	3	9	5	13	3	5	1	2	4	50			
1957	A.	136	303	634	438	156	43	21	47	36	49	30	111	2,011	0.2	24.9	Epidemic from 24-2-1957 to 25-5-1957 3 months and 2 days.
	D.	26	69	167	98	46	19	7	16	10	11	12	21	502			
1958	A.	304	543	899	635	28	95	112	17	9	3	8	9	2,916	0.3	26.9	Epidemic from 26-1-1958 to 7-6-1958. 4 months and 13 days.
	D.	72	131	249	190	78	24	28	7	1	...	1	2	783			
1959	A.	13	40	83	89	36	26	31	12	5	4	10	11	360	0.1	32.8	Sporadic.
	D.	5	13	27	26	13	8	13	2	...	1	3	7	118			
1960	A.	51	129	286	281	250	131	177	110	79	96	252	608	2,450	0.3	32.1	Sporadic.
	D.	14	48	80	90	88	57	47	39	29	36	77	181	786			

TABLE 36.
CASES OF ENTERIC FEVER REPORTED IN 1960.

Disease.	MONTHS												Total.
	Jan.	Feb.	Mar.	April.	May.	June.	July.	Aug.	Sept.	Oct.	Nov.	Dec.	
Enteric Fever	284	226	179	163	268	258	385	337	419	336	242	222	3,319

TABLE 37
PARTICULARS RELATING TO ENTERIC FEVER SINCE (1949-1960).

Year.	1949	1950	1951	1952	1953	1954	1955	1956	1957	1958	1959	1960
Attacks ...	3,426	1,338	1,009	1,736	1,567	2,215	1,937	2,097	2,463	2,899	2,917	3,319
Deaths ...	1,128	403	262	428	323	232	211	247	258	262	242	219
Fatality rate ...	32.8	30.1	26.0	27.3	18.6	10.5	10.9	11.8	10.4	9.0	7.3	6.6
Death-rate ...	0.7	0.2	0.1	0.2	0.1	0.1	0.1	0.1	0.1	0.1	0.1	0.1
Hospitalisation.	3,132	1,227	899	956	1,283	2,103	1,881	2,005	2,416	2,873	2,818	3,263
Cases notified by medical practitioners.	385	906	110	611	453	43	56	92	47	26	99	56
Inoculations ...	5,55,717	2,33,155	2,26,890	3,11,859	2,39,333	2,23,903	2,20,319	1,74,327	1,31,051	1,71,238	1,59,748	1,33,909
Attack-rate ...	2.3	0.6	0.4	0.7	0.7	0.9	0.8	0.9	0.1	1.2	1.3	1.4

TABLE 38
DIPHTHERIA CASES.

Disease	Jan.	Feb.	Mar.	Apr.	May.	June	July.	Aug.	Sept.	Oct.	Nov.	Dec.	Total.
Diphtheria	484	385	503	425	190	198	387	328	393	280	409	557	4,539

TABLE 39
TUBERCULOSIS—DEATH-RATES.

Period.	Annual Death-rates.		
	Pulmonary.	Other forms.	All forms.
1950-1959 (Average)	..	0.8	1.1
1955-1959 (Average)	..	0.7	1.0
1955	..	0.6	0.8
1956	..	0.6	0.9
1957	..	0.9	1.2
1958	..	0.7	1.0
1959	..	0.7	1.0
1960	..	0.8	1.1

TABLE 40
TUBERCULOSIS DEATHS BY SEX (1959-60).

Year.	Deaths from Pulmonary. T. B.	Deaths from T. B. (other forms).	Total No. of deaths.	Males.	Females.	
1959	1,685	621	2,306	1,525	781
1960	1,854	665	2,519	1,626	893

TABLE 41.

MARITAL STATUS OF THE MALE PATIENTS ATTENDING CONTACT INVESTIGATION CENTRE AT V. D. CLINIC.

MARITAL STATUS.					SERVICE RENDFD.		
No. of patients staying with their respective wives.	No. of patients staying away from respective wives.	Bachelors.	Widowers, etc.	Total.	No. of Female patients referred to Female Deptt.	No. of patients referred to outside agencies.	No. of Visits paid.
267	117	208	9	601	130	10	102

TABLE 42.

CONTACT INVESTIGATIONS OF MALE PATIENTS AT V. D. CLINIC.

Reasons for Referral					
Investigation of Marital Partner	Re-infection	Irregularity	Denial of History of Exposure.	Advise.	Total.
253	66	114	42	126	601

TABLE 43.

EDUCATIONAL AND EMPLOYMENT STATUS OF THE MALE PATIENTS ATTENDING CONTACT INVESTIGATION CENTRE AT V. D. CLINIC.

Education.		Employment.		Accommodation.		Regularity.	
Educated.	Un-educated.	Employed.	Un-employed.	Accommoda- tion.	No Accom- modation.	Regular.	Irregular.
321	280	442	159	324	277	473	128
Total	601	601		601		601	

TABLE 44

SERVICE IMPARTED BY THE LADY MEDICO SOCIAL WORKER, AT V.D. CLINIC

Month.	Total No. of cases.	Cases referred to outside agencies.	Completed Treatment.	Discon- tinued.	False Address.	Corres- pondence.	Home Visits.
January ...	22	...	13	9	7	4	5
February ...	20	5	14	6	2	8	11
March ...	20	6	12	8	6	5	6
April ...	28	3	20	8	10	10	12
May ...	33	5	21	12	10	6	8
June ...	39	5	25	14	8	10	9
July ...	39	3	32	7	9	6	7
August ...	45	7	29	16	13	3	5
September ...	35	5	29	6	10	9	18
October ...	22	6	17	5	3	11	18
November ...	32	4	25	7	7	3	18
December
Total ...	335	49	237	98	85	75	117

TABLE 45.

MARITAL STATUS OF THE FEMALE PATIENTS AT V. D. CLINIC.

Month.	Total No. of cases referred.	Married.	Unmarried or separated or prostitutes.	Cases referred by outside agencies.
January ...	22	16	6	1
February ...	20	20
March ...	20	20
April ...	28	25	3	...
May ...	33	29	4	...
June ...	39	33	6	...
July ...	39	37	2	...
August ...	45	41	4	...
September ...	35	28	7	...
October ...	22	21	1	...
November ...	32	26	6	3
December
Total ...	335	296	39	4

TABLE 46

MUNICIPAL VENEREAL DISEASES CLINIC : LABORATORY WORK.

Kahn's Test	2,719
V.D.R.L. Test	7,699
Dark Ground searches for Treponema Pallidum	235
Smears for Gonorrhoea	9,741
Miscellaneous (Blood Films and Counts, Spinal Fluid Tests, etc.)	416
Total	20,810

TABLE 47

NON-VENEREAL CASES : ATTENDANCE AT THE VENEREAL DISEASES CLINIC.

	Males.	Females.	Total.
(1) Skin Lesions ...	250	233	483
(2) Non-Specific Urethritis ...	177	382	559
(3) Non-Veneraeal Gynaecological Cases	246	246
(4) Marriage Certificates
(5) Fitness Certificate ...	43	...	43
(6) Others ...	110	165	275
Total ...	580	1,026	1,606

TABLE 48

SUMMARY OF CASES TREATED AT THE VENEREAL DISEASES CLINIC (1956-1960).

Year.	Syphilis.	Non-syphilitic Sores.	Gonorrhoea.	Total V. D.	Other than V. D.	No. of patients who ceased attendance before the diagnosis was completed.	Total new cases.	Cases for prophylaxis.	V. D. cases carried over from the previous year.	Total attendance.
1	2	3	4	5	6	7	8	9	10	11
1956 ...	7,552	5,089	5,713	18,354	2,043	788	20,483	17,209	702	2,28,690
1957 ...	6,840	5,890	5,906	18,636	1,979	859	20,853	17,910	621	2,30,582
1958 ...	7,101	6,607	6,005	19,713	1,772	864	21,758	18,272	591	2,24,415
1959 ...	7,630	5,477	6,359	19,466	1,906	691	21,612	20,885	451	2,32,778
1960 ...	7,790	5,801	6,647	20,238	1,606	626	22,172	22,743	298	2,49,804

TABLE 49

DAILY AVERAGE ATTENDANCE AT THE MUNICIPAL V. D. CLINIC IN 1960.

New Patients	Males ...	62.7	Total	76.0	Total for Dia- gnosis and Treatment.	Total Daily At- tendance.
	Females...	13.3				
Old patients	Males ...	570.2	Total	701.7	777.7	839.8
	Females...	131.5				
Prophylaxis	Day ...	22.6	Total	62.1	Total for Pro- phylaxis. 62.1	
	Night ...	39.5				
Year :	1956	1957	1958	1959	1960	
Daily average attendance :	776.2	865.6	838.7	787.9	839.8	

TABLE 50

CLASSIFICATION OF THE VENEREAL CASES TREATED DURING 1960 AT THE V. D. CLINIC.

I SYPHILIS				Males.	Females.	Total
(1)	" Primary "	3,317	618	3,935
(2)	" Secondary "	2,617	559	3,176
(3)	" Latent "	120	515	635
(4)	" Congenital "	44	44
Total				6,054	1,736	7,790
II GONORRHOEA						
(1)	Acute and Sub-Acute	3,086	523	3,609
(2)	Chronic	2,615	423	3,038
Total				5,701	946	6,647
III Non-Syphilitic Sores						
Total				5,735	66	5,801
GRAND TOTAL				17,490	2,748	20,238

TABLE 51

LEPROSY

(1) No. of new cases treated at the Home during the year 1960	...	2,923
(2) No. of patients ceased attending but persuaded to resume treatment	...	117
(3) No. of contacts examined at the homes of patients	...	1,086
(4) No. of contacts brought to the Clinics for examination	...	150
(5) No. of leprosy cases discovered by examination of contacts	...	51
(6) No. of first visits to the homes of patients	...	652
(7) No. of subsequent visits	...	4,315
(8) No. of talks on leprosy given	...	1,360
(9) No. of homes where isolation was secured	...	11
(10) No. of dropped cases visited	...	847
(11) No. of cases detected during rounds	...	15
(12) Daily average attendance at the Clinic during the year 1960	...	254.3
(13) No. of Health Visitors working at the Home during the year	...	6
(14) No. of Health Visitors appointed by the Municipality	...	6

TABLE 52.

WORK DONE AT THE 7 LEPROSY CLINICS STARTED UNDER THE GREATER BOMBAY LEPROSY CONTROL SCHEME FROM 1-1-1960 TO 31-12-1960.

(1) No. of patients registered	1,687
New	... 1,204
Old cases of the Acworth Leprosy Home.	... 483
(2) No. of individual attending the clinics	... 4,388
(3) Work done by the Health Visitors:—	
(a) No. of dropped cases visited	... 1,679
(b) No. of cases in (a) above who have resumed treatment	... 209
(c) No. of first visits to the homes of the patients	... 924
(d) No. of subsequent visits to the homes of the patients	... 5,369
(e) No. of contacts examined at the homes	... 1,323
(f) No. of leprosy cases detected at the homes	... 19
(g) No. of contacts brought to the clinic for examinations	... 316
(h) No. of leprosy cases detected by examination of contacts at the clinics	... 39

TABLE 53.

WELLS, CISTERNS, ETC., FOUND BREEDING ANOPHELES MOSQUITOES (NON-VECTOR).

Nature of breeding place.	Jan.	Feb.	March.	April.	May.	June	July	Aug.	Sept.	Oct.	Nov.	Dec.	Total.
Wells	1	1
Masonry Tanks	... 1	1
Building Constructions.	1	1	2
Depressions, pits	... 1	1
Drains	1	1
Ponds	... 1	1	2

TABLE 54.

WELLS, CISTERNS, ETC., BY WARDS FOUND BREEDING ANOPHELES (NON-VECTOR).

Breeding noticed in	WARDS.							Total.
	A	B	C	D	E	F	G	
Wells	1	1
Masonry Tanks	1	1
Building constructions	1	1	2
Depressions, pits	1	1
Drains	1	1
Ponds	... 1	1	2

TABLE 55

SPLEEN EXAMINATION OF THE MUNICIPAL SCHOOL CHILDREN.

Ward	No. of pupils examined	No. of pupils found with enlarged spleen.	Percentage.
A	4,871	3	0.06
B	3,605	4	0.11
C	9,197	4	0.04
D	5,248	10	0.19
E	11,408	9	0.07
F	14,058	16	0.11
G	16,998	10	0.06
Total	65,385	56	0.08

TABLE 56
WELLS AND THEIR CONDITIONS ON 31ST DECEMBER 1967.

Ward.	Total No. of wells.	No. of wells open or partially open.			No. of wells hermetically concrete covered.		
		Open.	With trap doors.	Total	With pump.	Without pump.	Total
A ...	357	23	4	27	26	304	330
B ...	93	10	7	17	13	63	76
C ...	655	60	81	141	176	338	514
D ...	427	21	66	87	86	254	340
E ...	150	12	7	19	44	87	131
F ...	123	34	8	42	35	46	81
G ...	240	85	8	93	67	80	147
F Mills	8	1	...	1	1	6	7
G Mills	28	4	24	28
Total ...	2,081	246	181	427	452	1,202	1,654

TABLE 57
TREATMENT OF STORM WATER ENTRANCES

Ward.	No. of Storm water entrances.	No. of occasions they were treated.
A ...	4,537	1,77,513
B ...	1,961	78,622
C ...	2,027	81,087
D ...	3,163	1,45,427
E ...	3,871	1,62,935
F ...	5,741	1,14,420
G ...	4,131	1,75,369
Total	25,431	9,35,373

TABLE 58
FOGGING WORK.

Month	Work Done Hrs.	PETROL FOR		INSECTICIDE USED.
		Fog gallons.	Truck gallons.	for solution Gallons
January	127	33	32	256
February	100	26	27	200
March	129	34	37	290
April	105	32	30	265
May	133	36	38	280
June	128	34	35	295
July	127	32	36	275
August	115	30	29	240
September	128	35	40	315
October	110	28	30	275
November	135	42	45	385
December	134	40	43	360

TABLE 59
LARVICIDES USED.

Name of the Article.	Quantity.	Cost.
Mosquito control Oil	77,180 litres.	Rs. 23,154.00
D.D.T. emulsion 25% concentrate	8,539 do.	Rs. 17,913.00
BHC emulsion 10% G. I. concentrate	1,507 do.	Rs. 4,707.00

1 gallon of DDT or BHC emulsions is capable of being increased to 25 to 40 gallons by adding water.

TABLE 60

INFECTIOUS DISEASES, DISINFECTIONS.

Diseases	Cases. Notified during 1950.	Cases removed to Hospitals.	Houses vacated.	Rooms disinfected.	Articles sterilized.
1 Plague
2 Small-pox	2,450	287	...	2,783	1,043
3 Measles	..	2	...	344	224
4 Chicken-pox	...	15	...	796	277
5 Typhoid fever	3,319	3,635	263
6 Influenza and Influenzal Pneumonia	27	13	...
7 Cholera	1
8 Diarrhoea & Vomiting	581	456
9 Mumps	130	...
10 Leprosy	2	2	...
11 Tuberculosis	2,350	1,312	385
12 Cerebro-Spinal fever	5	3	..
13 Dead Rats
14 Poliomyelitis	278	267	121
15 Malaria	2
16 Diphtheria	4,539	4,097	292
17 Puerperal Fever
18 Typhus
19 Whooping Cough	49	15
20 Other Causes	11	1,581	50
Total	12,932	304	...	15,593	3,126

TABLE 61.

DISINFECTION WORK.

Serial No.	Name of the Disinfectant.	Quantities of Disinfectants used.			Cost of disinfectants used.				
		For dwellings and rooms.	For other places such as house- gullies, drains, privies, etc.	Total.	For dwellings and rooms.	For other- places such as house- gullies, drains, privies, etc.	Total.		
1	Disinfectant fluid	Gallons	160	...	160	Rs. nP.	447.74	Rs. nP.	447.74
		Drums	4	221	225	108.40	3,038.75	3,147.15	
2	Formaline	Lbs.	197	...	197	548.66	...	548.66	
3	Phenol	Gallons	15	...	15	45.12	...	45.12	
4	Lysitol	Gallons	95	...	95	276.58	...	276.58	
5	Bleaching Powder	Cwt.	1	...	1	30.00	...	30.00	
6	Kerosene	Litres	...	3,909	3,909	...	1,430.82	1,430.82	
		Tins	...	105	105	...	697.25	697.25	
7	Diazinon 40 per cent. W. Powder.	Kgs.	...	698	698	...	31,694.00	31,694.00	
8	Diazinon 20 E Con- centrate.	Litres	...	27	27	...	571.00	571.00	
9	Mosquito control oil (Malariaiol 'B').	Litres	...	77,180	77,180	...	23,154.00	23,154.00	
10	B.H.C. 50 per cent. W.D. Powder.	Kgs.	...	12,625	12,625	...	25,300.00	25,300.00	
11	B.H.C. 10 per cent. G.I.	Litres	...	1,507	1,507	...	4,706.00	4,706.00	
12	Malathion 50 per cent.	Litres	...	118	118	...	1,760.72	1,760.72	
13	Malathion 75 per cent.	Litres	...	144	144	...	2,532.55	2,532.55	
14	Tugon Bait	Kgs.	...	105	105	...	443.00	443.00	
15	Sovacide	Litres	...	9,128	9,128	...	4,518.00	4,518.00	
16	D.D.T. Technical	Kgs.	...	3,358	3,358	...	19,984.64	19,984.64	
17	Chlorodane Technical.	Kgs.	...	292	292	...	4,007.20	4,007.20	
18	Tropical Chloride of lime.	Drums	...	831	831	...	30,560.18	30,560.18	
19	Izol Powder	Bags	...	1,093	1,093	...	9,837.00	9,837.00	
20	Oil Furnace	Gallons	...	45	45	...	27.00	27.00	
Total		1,456.50	16,426.21	1,65,718.61	

TABLE 62.

MATERNITY AND CHILD WELFARE WORK DURING THE YEAR 1960.

(1) Number of confinements attended to at homes by the Health Visitors in Districts	...	2
(2) Visits by the Health Visitors :—		43,709
Ante-natal	...	4,921
Post-natal	...	16,419
Infants and Pre-school-age Children	...	21,438
Others	...	931
(3) Number of cases visited by the Medical Officers	...	2,665
(4) Number of cases registered in the Clinics :—	...	32,147
Ante-natal	...	16,129
Post-natal	...	6,939
Infant	...	7,250
Pre-school-age Children	...	1,602
Others	...	227
(5) Total number of confinements in the Maternity Homes	...	11,118
(6) Number of cases not registered at the Ante-natal Clinics but confined in the maternity homes.	...	290
(7) Number of cases admitted	...	13,416
(8) Number of beds	...	164
(9) Total number of patients whose blood was taken for Kahn-test	...	1,226
(10) Total number of patients to whom aid was given	...	193
(11) Total number of visits by the Health Visitors for family planning clinics	...	13,221
(12) Total attendance at the family planning clinics :—	...	10,537
New	...	2,286
Old	...	8,251
(13) Total number of women given appliances free	...	7,972
(14) Total number of new-born babies B.C.G. Vaccinated	...	7,549
(15) Total number of women given milk under Milk distribution scheme	...	1,593
(16) Number of children (infants and pre-school-age) immunized against Diphtheria :—	...	1,675
First doze	...	1,134
Second doze	...	541
(17) No. of cases sent to Nair Hospital for post-Mortem	...	1

TABLE No. 63.

Total Confinements in Institutions in the City doing maternity work, during the year 1960

Ward.	Serial No.	Name of Institutions.	No. of beds.	Total confinements. During the year.	Deaths among mothers during their stay in Homes or Hospitals. During the year.
A	1	Albless and Cama Hospitals, Cruickshank Road (23-11-1883)	88	5,089	21
	2	Bhatia Maternity Home, Bazargate Street (about 1920)...	30	343	...
	3	Parsee Lying-in Hospital, Outram Road (1887)	35	264	...
	4	St. George's Hospital, St. George's Road (1899)	27	1,260	1
	5	Dr. Thanawalla Hospital, 94 Queen's Road (20-6-1935)...	6	60	...
	6	Dr. Suryakant P. Trivedi Hospital, 117, Marine Drive (1-1-1938)	5	12	...
	7	Godfrey Clinic, I. N. Dockyard Worker's Families Welfare Centre, Dadabhai Nowroji Road. (1-4-1944)	14	160	...
	8	Marine Hospital and Maternity Home 5 New Marine Lines (1-12-1947)	3	20	...
	9	Belle-Vue Nursing Home, La Citadella, Marine Lines	...	27	...
	10	Indian Naval Hospital Ship (Asvini)	4	566	1
	11	Bombay Hospital Trust, Marine Lines, Bombay 2 (August 1950)	32	976	...
	12	Dr. M. S. Shah's Maternity Hospital, Marin Drive (2-3-1951)	8	92	...
	13	Dr. Ram N. Gurbaxani, L. C. P. S. Dispensary and Maternity Home, Colaba. (6-2-1948)	10	97	...
	14	Colaba Maternity Home, 3rd Pasta Lane (1-6-1948)	6	81	...
	15	Dr. Mrs. G. S. Uranwala's Maternity Home, Colaba (1947)	2	6	...
	16	Northcote Nursing Home Ltd., Ormestone Road, Colaba (23-2-1948)	...	64	1
	17	Shahani's Maternity Home, Mohini Mansion, Colaba (closed)	...	Closed.	...
	18	Bilaney Maternity Home, Dhobi Talao (December 1940)...	6	44	1
	19	Maternity and Gynaecological Hospital, Dr. Mrs. E. Sequeira, Swastik Chambers Carnac Road. (29-6-1952)	7	98	2
	20	Dr. H. R. Wadvani Maternity Home, 27, Colaba Chambers, Colaba Road Bombay 5	...	Closed.	...
	21	Dr. Adatia's Nursing Home, Metropolitan Insurance House, Dadabhoy Nowoji Road. (1-10-1956)	3	54	...
	22	Dr. Chhabra maternity Home, Divyang, Plat No. 8 Colaba Road	3	14	...
		'A' Ward Total	289	9,327	27
B	1	Mahomed Haji Sabu Siddik Maternity Home, Imamwada Road (Municipal)	19	1,373	...
	2	Laxmibai Maternity Hospital, 96 D'Souza Street (1908)...	30	552	...
	3	Dhanluxmi Maternity Home, 156-158A Samuel Street Bombay 9	12	217	...
	4	Dholkawalla Maternity Home, Mahomedali Road (1929)...	27	469	...
	5	Haji Karim Mahomed Suleman Maternity Home, Kambe- kar Street	12	301	...
	6	Dr. Maneckbai's Maternity Home, Chinch Bunder, (Ruk- minibai Hospital)	8	89	...
	7	Sakinabai Moosabhai Jafferbhai Maternity Home, Nishan- pada Cross Lane (1918)	18	269	...
	8	Habib Ismail Khoja Hospital, Jail Road. (27-4-1937)	18	288	...
	9	Dr. Hiranibai's Maternity Home, Chinch Bunder Road (1947)	9	87	...
	10	Noor Hospital Memonwada Road, Bombay 3	64	1,665	...
	11	Vijayalaxmi Maternity Home, Tejo kiron, Nowroji Hill Road, No. 5, Dongri, Bombay 9	6	39	...
		'B' Ward Total	223	5,352	...

TABLE No. 63—contd.

Total Confinements in Institutions in the City doing maternity work, during the year 1960

Ward.	Serial No.	Name of Institutions.	No. of beds.	Total confinements. During the year.	Deaths among mothers during their stay in Homes or Hospitals. During the year.
C	1	Amins Maternity and Gynaecological Hospital, Princess Street (June 1932)	12
	2	Seth Gordhandas Bhagat Maternity Home, Kalbadevi Road	...	14	...
	3	Women's Clinic (Dr. V. M. Kerkar) Girgaum Road (23-7-1936)	15	479	...
	4	Dr. Mrs. Saibai Ranade Hospital Princess Street	15	308	...
	5	Dr. Pathare Maternity Home Fanaswadi (1950)	6	62	...
	6	Marparia Maternity Home, Bhuleshwar (31-5-1959)	10	180	...
	7	Dr. M. D. Adatia's General and Maternity Hospital, Bhuleshwar (14-11-48)	28	611	1
	8	Dr. C. L. Javeri's Maternity Home, Bhuleshwar (Nov. 1948)	15	298	...
	9	Dr. Bhat's Hospital for women, 7, Vaidyawadi, 2nd Khattarwadi, Thakurdwar Road, (22-7-1951)	10	75	...
	10	Vora Maternity Home, Girgaum Road (December 1938)...	4	21	...
	11	Dr. Irani Hospital, Kerawala Mansion, Carnac Road, opp. G. T. Hospital, Dhobi Talao. (January 1957)	2	11	...
		'C' Ward Total	117	2,059	1
D	1	Sorabji Shapurji Engineer Maternity Home, Khetwadi 1st Lane (Municipal).	12	1,161	...
	2	Ajinkya Hospital, Benham Hall Lane (16-8-1920)	22	305	...
	3	B. D. Petit Parsee General Hospital, Bomanji Petit Road (1912)	22	279	1
	4	Bhatia General Hospital, Tardeo Road (8-5-1932)	16	490	...
	5	Dr. Karande's Hospital Hughes Road (April 1929)	12	270	...
	6	Dr. Kaikini and Tilak Hospital, Charni Road	10	132	...
	7	Dr. D'Sa's Hospital, Dadyshet Road (1909)	12	276	...
	8	Dr. C.M. Mehta's Hospital Dadyshet Road (1-4-1924);...	14	237	...
	9	Dr. Indumati Vijaykar's Matarnity Home, Chandra Terrace, Khadilkar Road (1-4-1955)	10	48	...
	10	Dr. B. D. Patwardhan Maternity Hospital, Vithalbhai Patel Road (11-11-1931)	12	187	...
	11	Dr. N. A. Purandare's Hospital, Chowpati (December 1911)	41	1,296	1
	12	Dr. Mrs. M. J. Wadia Maternity Home, French Bridge Road (April 1934)	5	31	...
	13	Kanchangauri Maternity Home, Garden Lane (27-7-1925)	40	1,178	1
	14	Mhaskar Maternity Home, Benham Hall Lane (1-2-1932)	25	679	...
	15	New Hospital for Women, New Queen's Road (1-5-1933)	25	513	...
	16	Poly Clinic New Queen's Road (10-10-1929)	12	60	...
	17	Ruxmani Hindu Lying in Hospital, Babulnath Road	25	382	...
	18	Sir Harkisondas Hospital, Charni Road (6-1-1925)	37	1,438	2
	19	St. Elizabeth Nursing Home, Harkness Road (31-8-1929)	9	236	1
	20	Women's Clinic, (Dr. Pagnis), Girgaum Road	9	35	...
	21	Bhagini Maternity Home, Parekh Street	...	Closed.	...
	22	Dr. Mrs. Kashibai Sathe Maternity Hospital, Girgaum Road (Nov. 1938)	10	126	...
	23	Surgical Nursing Home and Lying-in-Hospital, Gowalia Tank Road	21	165	...
	24	Dr. Amonkar's Hospital, 534 Sardar Vallabhbbhai Patel Road (Aug. 1953)	18	202	...
	25	Dr. Miss S. G. Patel Nursing Home, Chowpati Sea Face (26-5-1940)	12	163	...
	26	Dr. K. C. Shah's Maternity Hospital, Khetwadi Main Road (1-1-1950)	14	53	...
	27	Seth Chhaganlal Valchand Jain Maternity Hospital, 345, Sandhurst Bridge Chowpati, (July 1922)	17	570	1
	28	Dr. R. W. Lazarus Surgical and Medical Hall, Girgaum (April 1935)	2	41	1
	29	Ayurvidya Prasarak Mandal, Mughhat Lane (10-11-1947)	12	302	1
	30	Dr. C. G. Sarayya's Maternity and Gynaec Hospital, 8 New Queen's Road (1947)	9	183	1
	31	Ideal Nursing Home, 12th Khetwadi (28-9-1952)	8	67	...
	32	Women's Clinic and Hospital, Mathew Road (22-8-1948)	3
	33	Dr. Miss Pritmila Desai Maternity Home, Laud Mansion Queen's Road	...	Closed.	...

TABLE No. 63—contd.

Total Confinements in Institutions in the City doing maternity work, during the year 1960

Ward. [Serial No.	Name of Institutions	No. of beds.	Total confinements. During the year.	Deaths among mothers during their stay in Homes or Hospitals. During the year.
34	Breach Candy Hospital and Nursing Home, Chawpati, (15-5-1952) ...	12	172	...
35	Dr. Mrs. M. B. Mody's Maternity and General Hospital	Closed.	...
36	Dr. R. J. Shah's Maternity Home, Girdhar Bhavan, Lamington Road (September 1950) ...	20	67	...
37	Modern Hospital for Women, Dr. Wilson Street, Bombay 4 (11-2-1951) ...	10	240	...
38	Dr. T. P. Shah's Maternity Home, 534, Sandhurst Bridge Bombay Mutual Building (Nov. 1953) ...	10	52	...
39	Mistry Hospital, 47, Kennedy Bridge (25-1-1953) ...	12	170	...
40	Dr. Prataps' Maternity Hospital and Nursing Home, Charni Road (18-1-53) ...	6	61	...
41	Dr. Padma Mehta Nursing Home, Sandhurst Bridge (1953) ...	6	211	...
42	Dr. Premalata S. Pai's Maternity Home, Mahajan Wadi, Mugbhat (1-2-1951) ...	25	537	...
43	Dr. O. J. Shah's Maternity Home, Modi Chambers (January 1951) ...	14	408	...
44	General Nursing Home, Laud Mansion, Queen's Road, Bombay 4 (21-7-1956) ...	3	2	...
45	Dr. S. B. Vagal's Maternity Home, 276B, Suryamahal, Thakurdwar (1-12-1957) ...	12	113	...
46	Saifee Hospital 15-17 Queen's Road, Bombay 4, (October 1957) ...	12	287	...
47	Maternity and Gynaecological Hospital, Keshavji Jadhavji Building Prarthana Samaj, Bombay 4, (September 59)...	7	33	...
48	Shri Punarvasu Arogyashala, 143-B, Gowalia Tank Road, Bombay 26 ...	6	52	...
49	Dr. Y. N. Ajinkya Hospital, Hughes Road (1958) ...	15	54	...
50	Dr. M. R. Narvekar Hospital, Queens Road (20-1-1960) ...	12	14	...
	'D' Ward Total ...	678	13,549	10
E	1 Mohamed Haji Sabu Sidik Maternity Home, Bellasis Road (Municipal) ...	37	2,471	...
	2 Kamarkhanum Maternity Home, Victoria Road (Municipal) ...	37	2,520	1
	3 B.Y. L. Nair Hospital Lamington Road, Bombay (Municipal) ...	40	2,368	9
	4 Dr. T. W. Sequeira's Maternity Home Mount Road, Mazagaon ...	8	68	...
	5 Eugenic Maternity Home, Victoria Road ...	10	359	...
	6 Masina Hospital, Victoria Road ...	25	272	...
	7 Bai Motlabai Hospital, Victoria Garden Road ...	56	3,336	15
	8 Byculla Nursing Home, 47 Nair Road Agripada, Bombay 8 (November 1931) ...	15	559	1
	9 The Central Hospital and Nursing Home, Medico Surgical and Maternity Home, Bellasis Road, Pote's Estate, Bombay (September 1953) ...	3	27	...
	10 Dr. Mrs. Muzumdar Hospital, for women (Maternity and Surgical) Bharat Nagar 342 Grant Road, Bombay 7, (January 1955) ...	3
	11 Ismaili General Hospital, Aga Hall, Nesbit Road, Bombay 10 ...	8	118	...
	12 Jagivanram Hospital, Club Road Western Railway, Bombay Central (June 1960) ...	11	26	...
	'E' Ward Total ...	253	12,124	26
F	1 Nowroji Wadia Maternity Hospital King Edward Road (13-12-1926) ...	150	8,669	56
	2 Swastik Maternity Home Hindu Colony, Dadar (June 1937) ...	6	26	...
	3 Colony Nursing Home, Hindu Colony Dadar (1935) ...	3	43	...
	4 Rukminibai Maternity Home, Vincent Road (1945) ...	9	119	...
	5 Nursing Home and Maternity Hospital, 21, Keny Road (June 1937) ...	18	269	...
	6 Laxmi Lying-in-Hospital Chamburgaug Road (June 1938) ...	16	493	1
	7 The Bill Nursing Home, Vincent Road (Sept. 1937) ...	1	3	...

TABLE No. 63—contd.

Total Confinements in Institutions in the City doing maternity work, during the year 1960.

Ward. Serial No.	Name of Institutions.	No. of beds.	Total confinements. During the year.	Deaths among mothers during their stay in Homes or Hospitals. During the year.
8	Dr. Dandekar's Maternity and Nursing Home, Vincent Road (2-12-1938) ...	7	80	...
9	Maternity Hospital (Dr. M. R. Divekar), King's Circle (1938) ...	21	398	...
10	Rukhmani Maternity Hospital, Aimai Merwanji Street, Parel (1-1-1933) ...	30	498	1
11	Dr. Mrs. P. Karunakarans Maternity Home, 477, Adenwala Road, Matunga (1939) ...	6	182	...
12	Dr. P. S. Muthu Laxmi Nursing Home, Matunga (14-2-1955) ...	9	51	...
13	Nursing Home and Eye Clinic Vincent Road, Dadar (15-12-1946) ...	7	55	...
14	Surgical and Maternity Hospital (Dr. U. C. Mehta, M.S.), 350, Chandawarkar Road, (21-9-1947) ...	10	258	...
15	Family Nursing and Maternity Home, Matunga, (28-9-1946) ...	8	270	...
16	Maternity ward attached to Lokamanya Tilak Municipal General Hospital Sion (Municipal) (15-1-1949) ...	67	5,823	15
17	Dr. (Miss) Rukmini B. Kripalani's Maternity and Nursing Home, Sion, (1948) ...	7	111	...
18	Dr. (Miss) K. J. Ahuja's Maternity Home, Sion (1949) ...	7	43	...
19	Sheth Ranchhoddas Varjivandas Ayurvedic Hospital, Sion (6-4-1950) ...	14	66	...
20	Dr. Mohini's Maternity and Nursing Home, 14, Kastoor Mahal, Sion (Sept. 1950) ...	4	37	...
21	Modern Nursing Home, Medical, Surgical and Maternity Framroze Court, near Railway Bridge, Main Road, Dadar, (Central Railway) ...	6	46	...
22	Dr. Miss. Jugtiani Maternity Home, Sion (1-1-1950)	4	...
23	Wadala Maternity Home and General Hospital, Block No. 193, Station Road, Wadala, (8-9-1952) ...	4	24	...
24	Dr. Radha Mahdevan Laxmi Maternity Home, No. 4 Shradhanand Road, Matunga, (May 1954) ...	5	69	...
25	Dr. D. Seetalaxmi Maternity Home, 239A, Namdeo Prasad, Sion Road, (August 1954) ...	6	141	...
26	Calcutta Nursing Home, Sith Nivas, Parel (6-8-1926) ...	5	1	...
27	Dr. Bells Nutan Maternity Home, 252, Station Road, Wadala, (Closed) ...		Closed	
28	Dr. Doshi Maternity Hospital, Gujarath Society, Sion (27-9-1950) ...	11	176	...
29	Matunga Nursing Home for Women, Vincent Road, (6-7-1951) ...	14	219	...
30	Dr. N. G. Talwalkar's Maternity Home, 153-B, Hindu Clony, (1-5-1951) ...	3	33	...
31	Mulla's Nursing Home, Main Road, Dadar, (1951) ...	6	64	...
32	S. Bhwanani Nursing Home, Sion (1-6-1953) ...	16	323	...
33	Shrikhande Maternity Home, Prasad, 125A Sion Road, (October 1953) ...	4	9	...
34	Maternity Home (Dr. Pai) Lady Jehangir Road, (1-4-1934) ...	18	437	...
35	Shantye Maternity and Gynaecological Hospital Famroze Court, Dadar. (1-5-1956) ...	5	31	...
36	Society Maternity and Nursing Home, 196A, Gujarathi Society, Sion ...	12	147	1
37	Dr. K. Sobti Maternity Home, Manju Mahal, Matunga, (15-8-1955) ...	6	72	...
38	Indian Air Force Station Maternity Home and Child Welfare Centre, (26-1-1953) ...	2	7	...
39	Municipal Maternity Home, Naigaum (Municipal), (2-10-1958) ...	35	1,422	...
40	K. E. M. Hospital, Parel, (Maternity ward opened on 1-12-1959) Municipal ...	64	1,452	15
41	Maternity and Surgical Hospital, Sion, (February 1958) ...	7	79	...
42	Nursing Home (Dr. Mrs. Gadre's) 'Shobhana' 51, Sion West, (1-10-1959) ...	3	33	...
43	Wadala Maternity and Surgical Nursing Home, Stambha Tirtha Wadala, (6-12-1959) ...	10	26	...
44	Naigaum Surgical and Maternity Hospital ...	12	32	...
'F' Ward Total ...		654	22,341	89

TABLE No. 63—contd.

Ward.	Serial No.	Name of Institutions.	No. of beds.	Total confinements During the year.	Deaths among mothers during their stay in Homes or Hospitals. During the year.
G	1	Mahomed Haji Sabu Sidik Maternity Home, Cadell Road (Municipal) ...	24	2,166	...
	2	Saraswati Maternity and Nursing Home, L. H. Road, Matunga, Bombay 16, (11-12-1958) ...	4	32	...
	3	The Bombay Mothers and Children Welfare Society's Home, DeLisle Road, (1-4-1932) ...	33	1,429	1
	4	The Bombay Mothers and Children Welfare Society's Home, Worli, (10-3-1930) ...	40	1,790	...
	5	Laxmi Maternity Home, D. L. Vaidya Road, (9-10-1929) ...	15	266	...
	6	Sadguru Maternity Home, Chabildas Road (8-5-1932) ...	15	121	1
	7	Jankibai Maternity Home, Portuguese Church Street, (1-4-1936) ...	7	24	...
	8	Dr. Narawane's Home, Lady Jamshedji Road, (4-10-1938) ...	10	60	...
	9	Shri Maternity Home, Shivaji Park, Dadar (17-12-1939) ...	5	10	...
	10	Dr. J. M. Purandare Maternity Hospital, Keluskar Road ...	15	182	...
	11	Dr. Jaiwant's Maternity Home, Shivaji Park, (1938) ...	7	25	...
	12	Dr. Diwekar's Maternity Home, Keluskar Road ...	18	391	...
	13	National Hospital, Cadell Road, Mahim, (6-2-1953) ...	22	364	1
	14	Dadar Surgical and Maternity Hospital, 4, Gokhale Road, (North) Dadar, (November 1936) ...	10	88	...
	15	Dr. Pinto's Surgical and Maternity Hospital, Portuguese Church Street, (1-4-1947) ...	5	138	...
	16	Bana Maternity Home, Mahim, (6-8-1947) ...	6	40	...
	17	Vienna Clinic, Dadar, (October 1949) ...	4	37	...
	18	Family Clinic and Maternity and Surgical Nursing Home, Mogal Lane, Mahim. (1-10-1952) ...	10	132	...
	19	Dr. Susheela Naik Maternity and Gynaecological Hospital, Bhuvaneshwar Bhuvan, Gokhale Road, North, (8-6-1952) ...	9	59	...
	20	Hospital for Women, Lady Hardinge Road (C. L. Zaveri's (1-7-1948) ...	15	352	...
	21	Shrimati Manharkuwarba Chudasama Maternity Home, Police Welfare Centre, Worli, (9-3-1951) ...	50	640	...
	22	Worli Women Clinic, Dr. Annie Besant Road, Worli, (July 1951) ...	8	131	...
	23	Park Nursing Home, 203-204 Shivaji Park Road ...	9	29	...
	24	Dadar Clinic and Nursing Home, Departmental Stores Building, Dadar, (21-1-1949) ...	8	292	...
	25	Dr. Guptes' Maternity and Surgical Home, New Construction Building, Laid Hardinge Road, Mahim, (31-5-1953) ...	10	133	...
	26	Dr. M. C. D'Souza Maternity and Surgical Hospital for Women Villa Jokhana Sitaladevi Temple Road, Mahim, (January 1953) ...	6	26	...
	27	Mahim Maternity Home, (Dr. Chainanis')opp. Paradise Cinema, (October 1950) ...	6	9	...
	28	M. A. Podar Hospital, Worli, Bombay ...	10	515	...
	29	Dr. (Miss) Indu Chande Maternity and Nursing Home, Ash Lane, Bombay 28, (10-2-1957) ...	11	83	...
	30	Shree Saraswati Maternity Home and Hospital, 26 Mogal Lane, Matunga
	31	Bai Radhabai Maternity Home and Vaman Nursing Home, near Saitan Chauki, Police Station Dadar, (Dr. V. N. Navalkar), Gokhale Road, South, (1-12-1954) ...	40	282	1
	32	Hardevi Hospital (Dr. J. C. Jethani), 208A, Shivaji Park...
	33	Dr. Vasundhara Vaze Maternity Home Meghdoot Building, Shivaji Park ...	14	236	...
	34	Worli Genenal Hospital, Abdul Gaffar Khan Road, Worli, (1947)	3	...
	35	Dr. P. C. Patel Nursing Home, Shivaji Nagar, Delisle Road ...	6	23	...
	36	Bela-Tes-Nursing Home, 57, Lady Jamshedji Road, Bombay 16, (18-5-1958) ...	3	37	...
	37	Dr. Sonde's Maternity and Surgical Hospital, 5th Lane, Shivaji Park, (21-12-1958) ...	6	19	...
	38	Baby Clinic Mahim (25-5-1958) ...	3	9	...
	39	Shraddha Maternity Home, House No. 9, Kapad Bazar, Mahim ...	4	29	...
	40	Tilak Hospital, 61 Clerk Road, Bombay 11 (1-3-1960) ...	10	6	...
	41	Adarasha Maternity and Surgical Nursing Home, Noorani Building, Opp. Mahim Post Office, Mahim, Bombay 16 (15-8-1960) ...	4	3	...
		'G' Ward Total ...	482	10,211	7

TABLE No. 63—*contd.*

	Grand Total for A to G Wards.	Total beds.	Total confinements.	Total deaths amongst mothers dur- ing their stay in the maternity institution.
A	...	289	9,327	27
B	...	223	5,352	...
C	...	117	2,059	1
D	...	678	13,546	10
E	...	253	12,124	26
F	...	654	22,341	89
G	...	482	10,211	7
Total	...	<u>2,696</u>	<u>74,960</u>	<u>160</u>

TABLE No. 64.

Attendance at all the Municipal General Dispensaries and Mobile Hospital unit in the City during 1960.

Description of diseases.		Jan.	Feb.	March.	April.	May.	June.	July.	August.	Sept.	Oct.	Nov.	Dec.	Total.
I.—ALIMENTARY SYSTEM ...	(a) Diarrhoea	3,750	3,486	3,577	3,896	4,208	3,975	5,976	6,453	4,980	4,507	4,519	4,473	53,800
	(b) Dysentery	1,205	1,058	1,235	1,384	1,412	1,342	1,923	2,271	1,821	1,708	1,421	1,239	18,019
	(c) Dyspepsia	1,814	1,683	2,293	2,035	2,324	2,236	2,527	3,008	2,411	2,656	2,807	2,263	28,057
	(d) Helminthiasis	847	977	875	988	887	829	946	986	757	956	1,062	780	10,890
	(e) Liver-Jaundice	25	15	23	18	14	13	36	42	30	26	18	19	279
II.—CIRCULATORY SYSTEM ...	(a) Heart	35	17	31	24	4	10	35	29	35	47	56	49	372
	(b) Blood vessels	2	...	1	1	2	6
	(c) Blood pressure	22	24	18	19	16	30	44	15	29	40	26	33	316
III.—EXANTHEMATA ...	(a) Chickenpox	...	23	19	11	4	2	4	63
	(b) Measles	74	25	24	31	26	1	37	1	219
	(c) Smallpox
IV.—FEVERS ...	(a) Fevers not defined	6,861	6,805	6,949	8,305	8,349	8,453	9,374	11,499	9,761	8,521	9,501	9,471	1,03,849
	(b) Malaria	1	2	1	1	5
V.—INJURIES AND ACCIDENTS		1,495	1,408	1,277	1,214	1,169	1,449	1,464	1,483	1,613	1,481	1,419	1,327	16,799
VI.—NUTRITION ...	(a) Avitaminosis	521	598	636	793	770	727	963	860	1,091	1,200	720	710	9,589
VII.—NERVOUS SYSTEM ...	(a) Neuritis	242	198	256	192	203	204	355	215	250	296	216	309	2,936
	(b) Sciatica	182	145	221	139	18	51	45	57	4	50	72	191	1,175
	(c) Tremors	1	21	...	1	140	129	186	101	279	186	97	40	1,181
VIII.—RESPIRATORY SYSTEM ...	(a) Bronchitis	1,405	1,309	1,636	1,457	1,425	1,145	1,780	2,035	1,808	1,719	1,758	1,705	19,182
	(b) Bronchopneumonia	88	213	147	166	364	123	335	319	112	239	106	119	2,331
	(c) Common cold	5,722	5,299	6,014	6,002	4,981	4,745	5,135	6,979	6,953	6,142	6,547	6,483	71,002
	(d) Influenza (Non-epidemic)	38	25	37	25	18	69	150	288	278	243	235	223	1,629
	(e) Laryngitis	569	579	846	355	532	95	249	179	187	172	227	181	4,171
	(f) Pharyngitis	1,277	1,530	1,757	1,167	1,423	994	920	1,138	1,351	1,162	1,141	981	14,841
	(g) Pneumonia	22	39	25	25	51	23	47	29	6	5	12	6	290
	(h) Tonsillitis	1,146	1,039	984	1,064	1,186	1,153	1,092	1,192	1,253	1,041	1,247	989	13,386
	(i) Whooping cough	24	87	98	100	14	37	9	41	32	33	52	42	569
IX.—SKIN AND APPENDAGES	(a) Diseases of skin—
	(i) Herpes	208	284	408	373	433	326	320	328	510	364	315	250	4,119
	(ii) Ringworm	913	692	769	852	797	891	1,265	1,111	1,286	1,035	1,034	936	11,581
(iii) Scabies	1,952	1,828	1,737	1,977	2,039	1,950	2,088	2,300	2,111	2,413	2,038	2,063	24,496	

TABLE No. 64—contd.

Description of diseases		Jan.	Feb.	March.	April.	May.	June.	July.	August.	Sept.	Oct.	Nov.	Dec.	Total.	
X.—SPECIAL ORGANS—	(a) Eyes—														
	(i) Conjunctivitis	...	844	1,038	1,025	1,069	1,240	1,153	1,274	1,265	1,244	1,168	1,072	1,252	13,644
	(ii) Corneal ulcer	...	14	1	2	3	3	3	49	1	...	1	...	78	155
	(iii) Foreign body in Eye	...	72	67	88	84	75	59	85	140	224	124	90	56	1,164
	(iv) Iritis	5	...	1	1	1	...	58	30	51	196	343	
	(v) Ophthalmia	...	347	440	307	363	501	356	376	404	469	333	461	293	4,650
	(vi) Spring catarrh	18	18
	(b) Ears:—														
	(i) Diseases of ears	...	1,630	1,600	1,589	1,671	1,839	2,011	2,159	2,310	2,547	2,271	1,808	1,749	23,184
	(c) Nose:—														
(i) Diseases of Nose	...	60	121	87	58	80	45	118	75	114	96	135	89	1,078	
(d) Teeth:—															
(i) Diseases of teeth	...	796	858	978	960	925	905	1,165	1,178	1,205	1,151	1,088	1,005	12,214	
XI.—SURGICAL AFFECTIONS ...	(a) Injuries	...	2,072	2,161	2,584	2,731	2,283	2,335	2,688	2,619	2,614	2,673	2,292	2,370	29,422
	(b) Minor surgical operations	...	16	203	14	11	23	30	24	49	28	46	59	76	609
	(c) Ulcers	...	664	323	680	748	722	989	920	1,006	1,154	1,161	987	829	10,233
XII.—GENITO-URINARY ...	(a) Nephritis	...	54	4	30	24	9	22	31	69	37	40	40	40	400
	(b) Pyelitis	...	14	30	19	17	16	15	25	14	14	39	21	16	240
	(c) Gravel (Stone)	...	1	1	5	4	1	1	16	7	10	2	1	...	49
XIII.—ALL OTHER DISEASES ...	(a) Specific:—														
	(i) Anaemia	...	1,278	1,260	1,447	1,855	1,409	1,529	1,725	2,022	2,087	1,944	1,933	1,676	20,165
	(ii) Mumps	...	220	211	145	163	175	200	294	198	226	169	164	258	2,423
	(iii) Tuberculosis	...	196	221	248	312	256	270	271	375	333	271	237	227	3,217
	(iv) Venereal Diseases	...	16	30	29	22	42	20	16	27	22	36	42	22	324
	(v) Diabetes	...	1	1	3	3	2	3	1	2	1	4	2	2	25
	(b) Non-specific:														
	(i) Fistula in Ano	5	...	24	30
	(ii) Gingivitis	...	140	124	154	127	145	119	182	257	278	287	192	200	2,205
	(iii) Migraine	...	81	82	87	92	88	94	117	143	195	163	133	119	1,394
	(iv) Piles	...	76	56	59	96	64	56	103	118	127	145	128	107	1,135
	(v) Sprains	...	120	145	185	178	221	172	348	323	278	242	284	288	2,784
	(vi) Stomatitis	...	1,085	1,140	1,280	964	1,001	995	1,247	1,520	1,454	1,345	1,271	1,022	14,324
	(vii) Varicose veins	...	3	1	1	71	2	...	20	19	117
	(viii) A.N.C.	...	34	14	22	23	14	21	37	100	77	81	25	183	631
	(ix) P.N.C.	150	19	115	275	11	...	513	300	1,383
(x) Other causes	...	2,517	1,483	2,426	1,999	2,316	1,575	2,218	2,163	2,295	1,641	1,709	1,591	23,933	
Total New Cases		...	42,790	41,034	45,537	46,308	46,375	44,257	52,863	59,345	56,050	51,707	51,384	48,995	5,86,645
Total Attendance		...	2,08,971	1,81,134	1,89,950	1,87,749	1,88,297	1,81,002	2,02,759	2,29,337	2,23,966	2,04,669	2,17,368	2,17,028	24,32,230

TABLE 65

ATTENDANCE AT THE MUNICIPAL EYE DISPENSARY AND HOSPITAL (1950-1960) .

Year.	New patients.	Old patients.	Total.
1950	9,760	63,456	73,216
1951	10,916	72,434	83,350
1952	11,704	72,726	84,430
1953	12,128	75,205	87,333
1954	11,583	71,530	83,1
1955	12,542	75,334	87,876
1956	11,675	75,281	86,956
1957	11,921	71,512	83,433
1958	12,608	70,305	82,908
1959	13,590	85,593	99,183
1960	14,907	89,456	1,04,363

TABLE No. 66

POOR BOX CHARITY FUND.

PUBLIC HEALTH DEPARTMENT.

Statement of accounts for the year 1960-61.

Receipts.	Amount.	Disbursement.	Amount.
	Rs. nP.		Rs. nP.
To Balance on hand	...	By Supply of Spects to patients	593.00
To Balance with the Central Bank of India Ltd. as on 31-3-1960	60,113.60	By Blood transfusion charges	6,495.00
To Collections from out-door and Ward Box	24,481.21	By miscellaneous Charges	2,320.93
To Donations	1,088.25	By Appliances	586.70
To Interest allowed by the Bank on Current Account	158.82	By Balance in the Central Bank of India Ltd., Current account as on 31-3-1961	80,734.12
To Collections on account of Medical Certificates	1,463.00		
To Miscellaneous receipts	333.85		
To Amount of interest accrued from time to time on Securities	3,091.02		
Total	90,729.75	Total	90,729.75

Balance Sheet as on 31st March 1961

Liabilities.	Amount.	Assets.	Amount.
	Rs. nP.		Rs. nP.
Fund account balance as on 31-3-1960	59,630.41	Balance with the Central Bank of India Ltd. (investment at cost)	80,734.12
Fund account balance with the Superintendent City Fever Hospital (Now renamed Kasturba Hospital)	150.00	(1) Government Securities at cost of the face value (of Rs. 67,300.)	67,476.40
Fund Account balance with the Haffkine Institute Deposit account	10.00	(2) 4 per cent. Bombay Municipal Debentures of 1952-64 (of the face value of Rs. 25,500)	24,926.25
Nurses' Welfare Fund, Arthur Road Hospital (Now renamed as Kasturba Hospital)	377.00	(3) 4 per cent. Bombay Municipal Debentures of 1963 (of the face value of Rs. 11,000)	9,925.00
Servants' Welfare Fund	106.19	Balance account with—	
Government Securities (of the face value of Rs. 1,02,800)	1,02,327.65	(1) Medical Superintendent, City Fever Hospital, Arthur Road, (now renamed as Kasturba Hospital) Rs. 150.00.	
<i>Add—</i>		(2) Director, Haffkine Institute Rs. 10.00	160.00
Excess over expenditure during 1960-61	20,620.25		
Total	1,83,221.77	Total	1,83,221.7

TABLE 67

Admissions, deaths and average number of patients during the year 1960, at the Kasturba Hospital for Infectious Diseases, Arthur Road, Bombay—11.

Months.	Small-pox.	Chicken-pox.	Measles.	Mumps.	Diphtheria	C. S. Fever.	Influenza.	Whooping Cough.	Enteric Fever.	B.—Dysentery.	A.—Dysentery.	Cholera.	Plague.	Erysipelas.	Anterior Poliomyelitis.	Typhus Fever.	Infective Hepatitis	Other Diseases.	Total.	Discharged.	Deaths	Daily Average No. of Patients.
January	80	167	123	41	570	16	375	7	...	43	1,228	2,650	2,572	78	792
February	194	275	147	45	570	8	227	3	...	55	1,205	2,729	2,642	87	852
March	295	352	178	39	538	2	158	12	...	48	1,060	2,682	2,557	125	791
April	287	285	86	32	390	5	246	8	...	43	1,099	2,481	2,345	136	727
May	213	145	56	22	229	1	...	8	372	1	11	...	85	1,373	2,516	2,384	132	715
June	140	36	21	24	325	6	354	22	...	115	1,177	2,220	2,123	97	702
July	174	18	11	20	490	6	384	40	...	166	1,604	2,913	2,838	75	854
August	85	17	16	7	383	17	454	33	...	140	1,787	2,939	2,832	107	825
September	74	10	11	15	533	4	405	34	...	108	1,534	2,728	2,652	76	881
October	119	9	13	32	413	34	322	13	...	152	1,602	2,709	2,623	86	786
November	344	26	11	35	590	1	...	5	291	8	...	81	1,390	2,782	2,679	103	860
December	880	89	16	54	643	12	198	4	...	41	1,256	3,193	2,948	245	1,022
Total	2,885	1,429	689	366	5,674	2	...	123	3,786	1	195	...	1,077	16,315	32,542	31,195	1,347	817

TABLE 68

Admission from 1957 to 1960 at the Kasturba Hospital for Infectious Diseases Arther Road Bombay—11.

Year.	Small-pox.	Chicken-pox.	Measles.	Mumps.	C.S. Fever.	Diphtheria.	Influenza.	Whooping Cough.	Erysipelas.	Enteric Fever.	B. Dysentery.	A. Dysentery.	Cholera.	Plague.	Typhus Fever.	Anterior Polio-myelitis	Infective Hepatitis	Other diseases	Total.	Deaths.	Discharged.	Daily Average No. of patients.
1957	2,133	739	466	104	2	3,744	5,939	52	...	3,048	46	1	6	...	5	68	226	6,950	23,529	1,112	22,417	572
1958	3,020	1,112	497	344	15	4,615	320	120	...	3,305	3	...	1	...	1	67	594	9,857	23,871	1,258	22,613	640
1959	475	1,402	714	901	3	5,056	201	131	...	3,471	3	7	43	696	11,672	24,775	669	24,106	652
1960	2,885	1,429	689	366	2	5,674	...	123	...	3,786	1	195	1,077	16,315	32,542	1,347	31,195	817

TABLE 69

Particulars regarding the patients treated at the Kasturba Hospital for Infectious Diseases, Bombay, during the year 1960.

Particulars:	Small-pox.	Chicken-pox.	Measles.	Mumps.	Diphtheria.	C.S. Fever.	Influenza.	Whooping Cough.	Enteric Fever.	B. Dysentery.	A. Dysentery.	Cholera.	Plague.	Erysipelas.	Typhus fever.	Infective Hepatitis	Anterior Polio-myelitis.	Other diseases.	Total.
Patients remaining on 31st December 1959	7	19	15	8	140	161	21	3	286	660
Patients admitted from 1st January 1960 to 31st December 1960	2,885	1,429	689	366	5,674	2	...	123	3,786	1	1,077	195	16,315	32,542
Total treated	2,892	1,448	704	374	5,314	2	...	123	3,947	1	1,098	198	16,601	33,202
Discharged	1,818	1,427	644	362	5,509	1	...	112	3,725	1,027	179	16,047	30,851
Died	687	5	60	1	159	1	...	5	135	1	55	18	220	1,347
Mortality rate %	23.8	0.35	8.7	0.27	2.8	50.0	...	4.0	3.5	100.0	5.1	9.2	1.3	4.1
Patients remaining on 31st December 1960.	387	16	...	11	146	6	87	16	1	334	1,004
Maximum No. of patients treated on one day.							1,177	on 23-12-1960.											

TABLE 70

BED ACCOMMODATION AT KASTURBA HOSPITAL FOR INFECTIOUS DISEASES, ARTHUR ROAD, BOMBAY-11.

Wards.	No. of beds.	REMARKS.
Nos. 1, 2 and 3 (19 beds each)	57	
No. 4 (25 beds each)	...	Ear-marked for Laboratory.
Nos. 5 and 6 (25 beds)	50	These wards which were given in charge of Dean, T. N. M. College to accommodate Physiology and Anatomy Deptt. of that College were received back from May 1960.
No. 7 (14 beds)	...	Lecture Hall.
No. 8	..	14
No. 9	...	14
No. 10	...	7
		Half portion is used for X-Ray.
Nos. 11 and 12 (14 beds each.)	28	
Nos. 13, 14, 15 and 16 (36 beds each.)	144	
No. 17 and 18 (50 beds each)	100	
Total ..	414	Beds.

TABLE 71

DETAILS OF SMALL-POX CASES AND DEATHS DURING THE YEAR 1960.

Sr. No.	Classification	Admissions	Deaths	Recovered	Case Mortality rate
(1)	Haemorrhage	... 131	130	1	99.0%
(2)	Confluent	... 473	328	145	69.0%
(3)	Semi-confluent	... 1,235	149	1,086	12.0%
(4)	Discrete	... 1,046	80	966	7.6%
	Total	... 2,885	687	2,198	23.8%

TABLE 72

SMALL-POX CASES TREATED IN THE KASTURBA HOSPITAL, ARTHUR ROAD DURING THE YEAR 1960.
(AGE GROUPS)

Ages.	Vaccinated admissions.				Unvaccinated admissions.			
	Total.	Cured.	Deaths.	Mortality rate.	Total.	Cured.	Deaths.	Mortality rate.
0-6 months ...	23	13	10	43.4%	125	49	76	60.8%
7 mon.—1 year ...	31	19	12	38.7%	122	69	53	43.4%
2 years ...	42	30	12	28.5%	127	86	41	32.2%
3 years ...	34	23	11	32.3%	87	62	25	28.7%
4 years ...	30	27	3	10.0%	69	53	16	23.0%
5 years ...	22	16	6	27.0%	68	56	12	17.0%
6-10 years ...	82	70	12	14.6%	147	109	38	25.8%
11-15 years ...	60	54	6	10.0%	90	70	20	22.2%
16-20 years ...	245	220	25	10.2%	262	205	57	21.7%
21-25 years ...	386	339	47	12.0%	312	225	87	27.8%
26-30 years ...	156	136	20	12.8%	177	127	50	28.2%
31-35 years ...	50	46	4	8.0%	48	34	14	29.0%
36-40 years ...	20	16	4	20.0%	14	11	3	21.4%
41-50 years ...	14	11		21.4%	23	13	10	43.4%
51 years and over ...	7	4	3	42.8%	12	5	7	58.3%
Grand Total ...	1,202	1,024	178	14.8%	1,683	1,174	509	30.2%

TABLE 73
 CASES OF SMALL-POX ADMITTED IN THE KASTURBA HOSPITAL, ARTHUR ROAD,
 AND CASE FATALITY RATE FROM 1947 TO 1960.

Year	Admissions	Deaths	Recovered	Case fatality rate	Case fatality rate excluding moribund cases which died in 48 hours.
1947	65	17	48	26.1%	18.5%
1948	531	130	401	24.4%	19.2%
1949	1,695	446	1,249	26.3%	19.5%
1950	815	203	612	24.9%	17.3%
1951	1,276	282	994	22.1%	14.8%
1952	394	97	297	24.6%	8.1%
1953	730	152	578	20.8%	13.1%
1954	1,444	236	1,208	16.3%	10.6%
1955	169	37	132	22.5%	13.6%
1956	227	52	175	22.9%	16.7%
1957	2,133	399	1,734	18.7%	12.1%
1958	3,020	658	2,362	21.8%	14.5%
1959	475	128	347	26.7%	18.0%
1960	2,885	687	2,198	23.8%	16.0%

TABLE 74

DIPHTHERIA ADMISSIONS, ETC., IN THE KASTURBA HOSPITAL, ARTHUR ROAD,
AND CASE FATALITY RATE FROM 1947 TO 1960.

Year	Admissions	Deaths	Recovered	Case fatality rate %	Case fatality rate excluding moribund cases which died in 48 hours %
1947	369	61	308	16.5	3.2
1948	418	93	325	22.2	3.1
1949	389	90	299	23.1	2.5
1950	384	70	314	18.2	1.8
1951	569	91	478	15.9	3.3
1952	756	100	656	13.2	2.4
1953	1470	111	1359	7.5	1.5
1954	2588	150	2438	5.8	1.2
1955	3565	182	3363	5.1	1.3
1956	3418	128	3290	3.8	1.2
1957	3744	99	3,645	2.6	0.7
1958	4615	144	4471	3.1	0.8
1959	5056	120	4936	2.3	0.7
1960	5,674	159	5,515	2.8	0.9

TABLE 75

INCIDENCE BY LOCALITY OF DIPHTHERIA AND ENTERIC FEVER CASES ADMITTED
IN THE KASTURBA HOSPITAL, DURING THE YEAR 1960.

Locality.	Fort badevi Dhobi Talao	Kal- gaum	Gir- Bazar	Bhendi gri	Don- gri	Maz- gaon	Bycu- lla	Tar- deo	Worli	Parel, Lalb- aug & Sewri	Dador	Matunga, Mahim & Sion	BOMBAY		SUBURBS.				Im- por- ted	Total.	
													H	K	L-M	N	P	T			R
Diphtheria.																					
ured died	215	193	431	438	227	150	665	153	232	714	461	375	295	174	263	54	123	40	60	262	5,515
	5	4	10	9	5	7	13	2	7	19	6	9	11	8	14	5	2	1	2	20	159
Total	220	197	441	447	232	157	678	155	239	733	467	384	306	182	277	59	125	41	62	282	5,674
Enteric Fever.																					
ured died	152	257	310	213	168	113	353	62	270	618	226	220	133	157	113	97	92	19	37	41	3,651
	5	6	17	7	5	4	13	3	4	23	6	6	8	9	5	7	3	...	2	2	135
Total	157	263	327	220	173	117	366	65	274	641	232	226	141	166	118	104	95	19	39	43	3,786

TABLE 76

INCIDENCE BY AGES OF DIPHTHERIA CASES ADMITTED IN THE KASTURBA HOSPITAL,
DURING THE YEAR 1960.

Age in Year	0— 1		2— 5		6— 10		11— & onwards.		Total.	
	Cured	Died	C.	D.	C.	D.	C.	D.	C.	D.
Male	186	33	889	37	633	7	1021	3	2729	80
Female	119	29	629	35	667	9	1371	6	2786	79
Total	305	62	1518	72	1300	16	2392	9	5515	159

TABLE 77.

SUMMARY OF DIPHTHERIA CASES ADMITTED AND TREATED DURING THE YEAR 1960.

Variety.	Admissions.	Deaths.	Case fatality rate. %	Case fatality rate excluding moribund cases. %
(1) Tonsillar	4878	73	1.5	0.57
(2) Laryngeal	36	13	36.0	8.3
(3) Nasal	456
(4) Pharynx	45	7	15.5	...
(5) Tongue	5
(6) Tonsillar, Laryngeal	124	47	38.0	6.4
(7) Tonsillar-pharyngeal-nasal	24	10	41.6	12.5
(8) Tonsillar, Pharyngeal	15	5	33.3	...
(9) Tonsillar, Lips, Cheeks	9	2	22.2	11.1
(10) Haemorrhagic	4	2	50.0	11.1
(11) No Patch	78

TABLE 78

SYMPTOMS AND COMPLICATIONS IN THE CASES OF ENTERIC FEVER, ADMITTED IN THE KASTURBA HOSPITAL, ARTHUR ROAD, DURING THE YEAR 1960.

Symptoms and complications	No. of cases of Enteric Fever.	Percentage of the total number of Enteric Fever cases admitted.	No. of cases recovered.	No. of cases died.	Fatality rate.
Toxaemia	1345	35.5%	1210	135	10.0%
Broncho-Pneumonia	127	3.4%	117	10	7.8%
Meningismus	97	2.5%	82	15	15.4%
Perforation	12	0.3%	12
Parotitis	3	0.07%	3
Relapse	32	0.84%	29	3	9.3%
Dehydration	230	6.0%	137	93	40.4%
Haemorrhage	57	1.5%	52	5	8.7%
Failure of peripheral circulation	173	4.6%	47	126	73.0%

TABLE 79

ENTERIC FEVER: CASES AND FATALITY RATE. 1947 TO 1960.

Year.	Admissions.	Deaths.	Recovered.	Case fatality rate.	Case fatality rate excluding moribund cases.
1947	1,464	251	1,213	17.1%	13.8%
1948	2,486	440	2,046	17.6%	11.8%
1949	3,065	455	2,610	14.8%	11.2%
1950	1,208	197	1,011	16.3%	12.2%
1951	1,153	128	1,025	11.1%	8.0%
1952	1,554	250	1,304	16.0%	12.2%
1953	2,056	205	1,851	10.0%	7.2%
1954	2,387	143	2,244	5.9%	3.3%
1955	2,191	122	2,069	5.6%	3.4%
1956	2,492	158	2,334	6.3%	3.9%
1957	3,048	185	2,863	6.0%	3.9%
1958	3,305	172	3,133	5.2%	3.05%
1959	3,471	137	3,334	3.9%	2.5%
1960	3,786	135	3,651	3.5%	1.9%

TABLE 80

INCIDENCE BY AGES OF ENTERIC FEVER CASES ADMITTED IN THE KASTURBA HOSPITAL, ARTHUR ROAD, DURING THE YEAR 1960.

Age in year.	0 — 10		11 — 20		21 — 30		31 — 40		41 — 50		51 & above		Total.	
	Cured	Died	C.	D.	C.	D.	C.	D.	C.	D.	C.	D.	C.	D.
Male	207	9	983	23	1,316	37	305	15	95	6	27	4	2,933	94
Female	211	8	247	9	184	13	55	10	13	1	8	...	718	41
Total	418	17	1,230	32	1,500	50	360	25	108	7	35	4	3,651	135

TABLE 81.

NUMBER OF MATERIALS EXAMINED AT THE CLINICAL LABORATORY AT THE KASTURBA HOSPITAL, ARTHUR ROAD, DURING THE YEAR 1960.

A.—Investigations—**(I) Pathological—**

(1) Routine examination of urine	1,015
(2) Examination of blood—						
(a) Cytological examination	1,459
(b) Grouping and matching of blood for transfusion	446
(3) Examination of Faeces	285
(4) Examination of sputa	7
(5) Examination of Puncture fluid—						
(a) Cerebro-spinal fluid	534
(b) Plural fluid	1

(II) Bacteriological—

(1) Blood—						
(a) Clot culture	1,590
(b) Serological examination—						
(1) Widal reaction	13,023
(2) Kahn Test	218
(3) Weil Felix	22
(4) Sedimentation rate	4
(5) Bleeding and clotting time	4

(2) Cultural examination—

(1) Throat swab	7,586
(2) Nasal Swab	578
(3) Tongue swab	13
(4) Valval swab	2
(5) Lip swab	11
(6) Eye swab	2
(7) Rectal swab	1,167
(8) Vaginal swab	3

(3) Examination for the presence of micro-organisms (*C. diphtheria*)—

(1) Throat swab	30,545
(2) Nasal swab	2,374
(3) Tongue swab	54
(4) Valval swab	9
(5) Vaginal swab	3
(6) Lip swab	40
(7) Eye swab	6
(8) Ear swab	13
(9) Palate swab	2

(4) Examination for the presence of micro-organisms (*V. Cholera*)—

(1) Rectal swab	2,135
-----------------	-----	-----	-----	-----	-----	-------

(III) Biochemical—

(1) Cerebro-spinal fluid—						
(i) Chlorides	534
(2) Blood—						
(i) Van Den Bergh's Test	2,967
(ii) Icterus Index	2,967

Total ... 69,619

B.—Injectable material prepared—

Sterile distilled water for dissolving Penicillin, Glucose, etc.	1,200 Bottles (1×500 cc.)
--	-----	-----	-----	-----	------------------------------

C.—Blood Transfusion

387

TABLE 82
 AVERAGE WEEKLY COST PER PATIENT ADMITTED AT THE KASTURBA HOSPITAL FOR INFECTIOUS
 DISEASES, ARTHUR ROAD, BOMBAY 11.
 (Excluding establishment charges).

Particulars.	1957.	1958.	1959.	1960.
	Rs.	Rs.	Rs.	Rs.
Drugs, dressings, & Disinfectants ...	14.91	14.00	16.16	14.55
Diet ...	10.71	10.85	11.77	11.86
Clothing ...	1.70	1.17	1.77	2.14
Stores ...	1.00	0.79	1.58	1.28
Total per patient per week ...	28.32	26.81	31.28	29.83
Total no. of patients treated.	23,529	23,871	24,775	32,542

TABLE 83
 TOTAL COST PER PATIENT PER DAY AT THE KASTURBA HOSPITAL FOR INFECTIOUS
 DISEASES, ARTHUR ROAD, BOMBAY 11.
 (INCLUDING ESTABLISHMENT CHARGES).

Particulars.	Amount.
	Rs.
Diet ...	1.69
Stores and linen ...	00.49
Drugs, dressings, disinfectants, etc. ...	2.08
Lighting, Miscellaneous etc. } ...	0.47
Repairs ...	0.10
Establishment ...	3.66
Total ...	8.49

TABLE 84
Chemical analysis of Bombay water samples
(1960)
mgm/Litre.

SOURCES.	January.		February.		March.		April.		May.		June.		July.		August.		September.		October.		November.		December	
	I	II	I	II	I	II	I	II	I	II	I	II	I	II	I	II	I	II	I	II	I	II	I	II
1. Water from the Tansa Lake:—																								
Total Solids ...	89.0	98.0	106.0	90.0	80.0	79.0	86.0	77.0	80.0	86.0	93.0	104.0	81.0	...	85.0	72.0	84.0	Sample was not received	97.0	77.0	80.0	95.0	87.0	77.0
Chlorides (Cl) ...	5.5	6.0	6.0	6.5	5.5	6.0	6.0	6.5	6.5	6.0	6.0	6.0	6.0	...	7.0	7.0	6.0		6.0	6.0	5.5	7.5	7.0	6.5
Free Ammonia ...	0.01	0.02	0.01	0.11	Nil.	Nil.	0.01	0.04	0.04	Nil.	0.01	Nil.	0.01	...	Nil.	Nil.	0.01		Nil.	Nil.	0.01	0.04	Nil.	0.04
Albuminoid Ammonia ...	0.10	0.07	0.08	0.18	0.9	0.11	0.07	0.06	0.10	0.09	0.16	0.11	0.06	...	0.12	0.12	0.07		0.14	0.12	0.09	0.24	0.12	0.13
Oxygen Absorbed at 80°F. (Tidy's Process)...	0.34	0.46	0.55	1.13	0.50	0.36	0.74	0.65	0.66	0.57	0.59	0.45	0.42	...	0.66	0.42	0.21		0.55	0.65	0.45	0.30	0.30	0.90
2. Water from the Vihar Lake:—																								
Total Solids ...	94.0	83.0	83.0	77.0	67.0	87.0	82.0	68.0	90.0	100.0	93.0	84.0	87.0	...	100.0	70.0	94.0	81.0	70.0	79.0	78.0	88.0	81.0	80.0
Chlorides (Cl) ...	10.0	9.5	10.0	9.0	10.0	10.0	11.0	11.0	10.5	10.5	10.5	11.0	11.0	...	10.5	10.5	11.0	11.5	10.5	10.0	11.0	11.0	10.5	11.5
Free Ammonia ...	0.01	0.02	0.01	0.01	0.01	0.01	Nil.	0.01	Nil.	0.01	0.01	0.04	0.04	...	Nil.	Nil.	Nil.	Nil.	0.01	0.01	Nil.	0.01	Nil.	0.01
Albuminoid Ammonia ...	0.12	0.13	0.14	0.09	0.10	0.09	0.04	0.07	0.09	0.07	0.15	0.12	0.09	...	0.14	0.11	0.06	0.09	0.14	0.07	0.12	0.22	0.10	0.14
Oxygen Absorbed at 80°F. (Tidy's Process)...	1.95	0.70	0.89	0.62	0.60	0.48	0.67	1.04	0.55	0.95	0.57	0.77	0.73	...	0.99	0.53	0.95	1.13	0.66	0.54	0.50	0.30	0.70	1.30
3. Water from the Tulsi Lake:—																								
Total Solids ...	77.0	93.0	78.0	74.0	72.0	87.0	75.0	79.0	73.0	77.0	79.0	105.0	102.0	...	94.0	78.0	84.0	84.0	74.0	85.0	83.0	88.0	79.0	78.0
Chlorides (Cl) ...	9.5	9.5	10.0	9.0	10.0	10.0	11.0	11.0	11.0	11.0	12.0	12.0	10.5	...	10.0	10.0	11.0	11.5	11.0	11.0	11.5	11.0	11.0	11.3
Free Ammonia ...	0.04	Nil.	0.04	0.01	Nil.	0.08	Nil.	0.01	0.04	0.04	0.07	0.07	0.08	...	Nil.	Nil.	0.04	Nil.	0.08	Nil.	Nil.	0.08	0.01	Nil.
Albuminoid Ammonia ...	0.14	0.15	0.14	0.10	0.07	0.10	0.07	0.06	0.14	0.13	0.18	0.20	0.12	...	0.14	0.07	0.09	0.09	0.14	0.12	0.18	0.18	0.12	0.28
Oxygen Absorbed at 80°F. (Tidy's Process)...	0.68	0.58	1.43	0.62	0.81	0.96	0.79	0.65	1.19	0.95	1.06	1.76	0.94	...	0.66	0.73	0.74	1.0	0.77	1.1	0.90	0.40	0.30	1.30
4. Water from the Supply made to 'A' Ward Area:—																								
Total Solids ...	60.0	75.0	70.0	75.0	70.0	75.0	75.0	70.0	75.0	80.0	75.0	85.0	85.0	...	80.0	75.0	80.0	80.0	80.0	75.0	75.0	80.0	75.0	75.0
Chlorides (Cl) ...	7.5	6.5	7.5	7.0	7.5	8.0	8.0	7.5	6.5	7.5	7.5	7.0	8.5	...	7.5	7.5	8.0	7.5	8.0	7.5	8.0	8.0	8.0	7.5
Free Ammonia ...	Nil.	Nil.	0.04	0.08	Nil.	0.05	0.11	0.04	0.08	Nil.	0.04	Nil.	Nil.	...	0.04	0.01	0.16	0.16	0.16	Nil.	0.16	0.08	0.12	0.16
Albuminoid Ammonia ...	0.09	0.04	0.07	0.05	0.07	0.09	0.08	0.07	0.09	0.09	0.09	0.07	0.06	...	0.07	0.04	0.06	0.08	0.06	0.09	0.09	0.12	0.10	0.10
Oxygen Absorbed at 80°F. (Tidy's Process)...	0.11	0.23	0.33	0.57	0.24	0.48	0.45	0.26	0.22	0.86	0.46	0.44	0.42	...	0.11	0.11	0.84	0.60	0.43	0.22	0.11	0.10	0.50	0.30
5. Water from the Supply made to 'B' Ward Area:—																								
Total Solids ...	85.0	78.0	70.0	75.0	70.0	75.0	75.0	70.0	80.0	80.0	75.0	85.0	85.0	...	80.0	75.0	80.0	80.0	80.0	80.0	75.0	80.0	75.0	75.0
Chlorides (Cl) ...	6.5	7.5	7.0	6.5	6.5	8.0	8.0	8.5	8.5	8.0	8.0	8.0	9.0	...	7.0	7.0	7.5	7.5	9.0	8.5	8.0	8.0	8.5	8.0
Free Ammonia ...	0.01	Nil.	Nil.	Nil.	Nil.	Nil.	0.11	0.09	0.11	0.08	Nil.	0.04	Nil.	...	0.01	Nil.	Nil.	0.16	0.08	Nil.	Nil.	Nil.	Nil.	Nil.
Albuminoid Ammonia ...	0.04	0.05	0.04	0.06	0.06	0.10	0.08	0.07	0.13	0.09	0.07	0.09	0.06	...	0.08	0.06	0.07	0.09	0.11	0.06	0.09	0.09	0.09	0.08
Oxygen absorbed at 80°F. (Tidy's Process)...	0.11	0.23	0.55	0.57	0.36	0.60	0.57	0.39	0.33	0.19	0.11	0.44	0.42	...	0.22	0.11	0.11	0.40	0.43	0.22	0.11	0.20	0.21	0.30

TABLE 84—(Contd.)

Sources.	January.		February		March.		April.		May.		June.		July.		August.		September.		October.		November.		December.	
	I	II	I	I	I	II	I	II	I	II	I	II	I	II	I	II	I	II	I	II	I	II	I	II
6. Water from the supply made to 'C' ward Area—																								
Total Solids ...	80.0	75.0	70.0	75.0	70.0	75.0	75.0	70.0	75.0	80.0	75.0	85.0	85.0	...	80.0	75.0	80.0	80.0	80.0	80.0	75.0	80.0	75.0	80.0
Chlorides (Cl) ...	7.0	7.0	6.5	7.5	7.0	8.0	8.0	8.0	8.0	7.5	7.0	9.5	8.0	...	8.0	8.0	8.0	7.5	7.5	7.5	8.5	8.0	7.5	9.0
Free Ammonia ...	0.08	Nil.	0.01	0.04	Nil.	Nil.	0.10	0.09	0.04	0.08	0.04	Nil.	Nil.	...	0.04	Nil.	0.16	0.16	0.24	Nil.	0.08	Nil.	0.12	Nil.
Albuminoid Ammonia ...	0.04	0.05	0.07	0.07	0.07	0.11	0.05	0.06	0.09	0.08	0.08	0.07	0.09	...	0.08	0.06	0.07	0.09	0.08	0.08	0.06	0.10	0.09	0.08
Oxygen Absorbed at 80°F. (Tidy's Process)...	0.11	0.34	0.78	0.62	0.12	0.24	0.79	0.39	0.11	0.57	0.23	0.11	0.42	...	0.22	0.21	0.32	0.50	0.66	0.33	0.32	0.40	0.30	0.10
7. Water from the supply made to 'D' ward Area—																								
Total Solids ...	80.0	75.0	75.0	75.0	70.0	75.0	70.0	70.0	75.0	80.0	75.0	80.0	85.0	...	85.0	75.0	80.0	80.0	80.0	80.0	75.0	75.0	75.0	75.0
Chlorides (Cl) ...	7.0	7.0	7.5	7.0	7.0	7.5	7.5	8.0	7.5	8.0	7.0	7.0	7.5	...	7.5	7.5	8.0	7.5	7.5	7.5	8.0	7.0	8.0	8.0
Free Ammonia ...	Nil.	Nil.	0.07	0.08	0.12	0.08	0.10	0.09	Nil.	Nil.	0.01	0.01	0.01	...	Nil.	Nil.	0.16	0.16	0.20	Nil.	0.08	0.08	0.11	0.26
Albuminoid Ammonia ...	0.03	0.06	0.06	0.07	0.08	0.09	0.09	0.07	0.11	0.06	0.07	0.11	0.09	...	0.07	0.06	0.06	0.09	0.09	0.06	0.09	0.10	0.10	0.15
Oxygen Absorbed at 80°F. (Tidy's Process)...	0.11	0.57	0.11	0.41	0.36	0.48	0.39	0.39	0.33	0.38	0.11	0.44	0.42	...	0.66	0.11	0.53	0.40	0.43	0.22	0.53	0.30	0.20	0.30
8. Water from the supply made to 'E' ward Area—																								
Total Solids ...	85.0	75.0	70.0	75.0	70.0	75.0	72.0	70.0	75.0	80.0	75.0	80.0	85.0	...	85.0	75.0	80.0	80.0	80.0	80.0	75.0	75.0	75.0	80.0
Chlorides (Cl) ...	6.5	7.0	7.0	7.5	6.5	7.5	7.5	8.0	8.0	8.5	7.0	8.0	9.0	...	8.0	8.0	8.5	8.0	8.0	8.5	8.5	7.0	7.0	9.0
Free Ammonia ...	Nil.	Nil.	0.07	Nil.	Nil.	Nil.	0.04	0.04	0.01	0.01	Nil.	Nil.	0.09	...	Nil.	Nil.	Nil.	0.01	Nil.	Nil.	Nil.	Nil.	Nil.	Nil.
Albuminoid Ammonia ...	0.05	0.06	0.07	0.06	0.07	0.09	0.07	0.06	0.04	0.05	0.05	0.09	0.09	...	0.06	0.06	0.09	0.08	0.09	0.08	0.11	0.09	0.10	0.09
Oxygen Absorbed at 80°F. (Tidy's Process)...	0.23	0.23	0.33	0.41	0.12	0.24	0.23	0.26	0.22	0.57	0.11	0.44	0.42	...	0.11	0.11	0.32	0.40	0.32	0.65	0.11	0.10	0.80	0.10
9. Water from the supply made to 'F' ward Area—																								
Total Solids l ...	80.0	75.0	75.0	80.0	68.0	75.0	75.0	75.0	75.0	75.0	80.0	85.0	95.0	...	85.0	80.0	85.0	80.0	80.0	80.0	75.0	80.0	80.0	75.0
Chlorides (C) ...	10.0	7.0	10.5	11.0	10.5	7.0	11.0	11.0	7.0	11.0	11.5	7.5	12.0	...	9.0	7.5	11.0	8.5	12.0	7.0	11.0	12.0	12.5	7.5
Free Ammonia ...	Nil.	Nil.	Nil.	Nil.	Nil.	Nil.	0.04	0.01	0.01	Nil.	0.01	Nil.	0.01	...	Nil.	0.16	0.01	Nil.	0.01	0.01	Nil.	Nil.	Nil.	Nil.
Albuminoid Ammonia ...	0.05	0.10	0.05	0.04	0.05	0.09	0.06	0.04	0.09	0.06	0.08	0.07	0.06	...	0.07	0.09	0.09	0.08	0.13	0.09	0.09	0.10	0.10	0.05
Oxygen Absorbed at 80°F. (Tidy's Process)...	0.46	0.45	0.11	0.21	0.60	0.24	0.73	1.17	0.33	0.67	0.69	0.33	0.52	...	0.11	0.11	0.32	0.40	0.77	0.11	0.11	0.10	0.10	0.70
10. Water from the supply made to 'G' ward Area—																								
Total Solids ...	80.0	75.0	70.0	75.0	70.0	75.0	75.0	70.0	75.0	80.0	80.0	80.0	85.0	...	80.0	75.0	85.0	80.0	80.0	80.0	75.0	75.0	75.0	75.0
Chlorides (Cl) ...	10.0	6.5	6.5	7.0	7.0	8.0	7.0	7.5	7.5	7.5	10.5	7.0	7.0	...	7.5	7.0	10.5	7.5	7.0	8.0	7.5	7.0	7.5	7.0
Free Ammonia ...	Nil.	0.01	Nil.	0.01	Nil.	Nil.	Nil.	0.01	0.01	Nil.	0.01	Nil.	Nil.	...	Nil.	Nil.	0.01	0.01	Nil.	Nil.	Nil.	Nil.	Nil.	Nil.
Albuminoid Ammonia ...	0.03	0.07	0.07	0.06	0.07	0.07	0.05	0.04	0.06	0.07	0.08	0.06	0.06	...	0.07	0.10	0.10	0.22	0.11	0.09	0.10	0.06	0.10	0.07
Oxygen Absorbed at 80°F. (Tidy's Process)...	0.11	0.23	0.11	0.51	0.24	0.24	0.34	0.26	0.22	0.28	0.57	0.44	0.62	...	0.11	0.11	0.42	0.20	0.32	0.22	0.11	0.10	0.20	0.20

TABLE 84—(Contd.)

Sources.	January.		February.		March.		April.		May.		June.		July.		August.		September.		October.		November.		December.	
	I	II	I	II	I	II	I	II	I	II	I	II	I	II	I	II	I	II	I	II	I	II	I	II
11. Water from the Supply made to 'H' Ward Area																								
Total Solids	75.0	75.0	70.0	75.0	70.0	78.0	75.0	70.0	75.0	80.0	75.0	85.0	85.0	...	80.0	70.0	80.0	80.0	80.0	80.0	75.0	75.0	75.0	75.0
Chlorides (Cl)	6.5	6.5	6.0	7.0	7.0	8.0	7.0	7.5	7.0	7.5	7.5	7.0	9.0	...	7.0	7.0	7.0	7.5	8.0	8.5	7.5	7.0	7.0	7.5
Free Ammonia	Nil.	Nil.	Nil.	Nil.	0.01	Nil.	Nil.	Nil.	Nil.	0.01	Nil.	Nil.	Nil.	...	Nil.	Nil.	Nil.	Nil.	Nil.	Nil.	Nil.	Nil.	Nil.	Nil.
Albuminoid Ammonia	0.03	0.07	0.06	0.06	0.09	0.07	0.09	0.05	0.08	0.14	0.07	0.06	0.03	...	0.06	0.04	0.09	0.07	0.09	0.06	0.05	0.07	0.04	0.09
Oxygen Absorbed at 80°F (Tidy's Process)...	0.11	0.34	0.22	0.103	0.12	0.12	0.34	0.13	0.22	0.57	0.34	0.44	0.31	...	0.11	0.2	0.32	0.50	0.43	0.54	0.21	0.20	0.20	0.10
12. Water from the Supply made to 'K' Ward Area																								
Total Solids	75.0	75.0	70.0	75.0	68.0	75.0	75.0	70.0	75.0	80.0	75.0	85.0	95.0	...	80.0	75.0	80.0	85.0	85.0	75.0	75.0	80.0	80.0	75.0
Chlorides (Cl)	7.0	7.0	5.5	7.5	11.0	8.0	7.5	7.0	7.0	7.0	7.5	7.0	12.0	...	7.0	7.0	7.0	8.0	12.0	8.0	7.5	7.5	12.5	7.5
Free Ammonia	Nil.	0.01	Nil.	Nil.	0.01	Nil.	Nil.	Nil.	0.03	Nil.	Nil.	Nil.	Nil.	...	Nil.	Nil.	Nil.	Nil.	0.01	Nil.	Nil.	Nil.	Nil.	Nil.
Albuminoid Ammonia	0.03	0.05	0.06	0.07	0.08	0.08	0.06	0.01	0.08	0.08	0.06	0.05	0.04	...	0.06	0.04	0.08	0.08	0.12	0.07	0.05	0.06	0.03	0.09
Oxygen absorbed at 80°F (Tidy's Process) ...	0.11	0.11	0.33	0.21	0.12	0.24	0.11	0.26	0.22	0.48	0.11	0.66	0.21	...	0.33	0.11	0.11	0.49	0.32	0.11	0.11	0.10	0.10	0.60
13. Water from the Supply made to 'L' Ward Area																								
Total Solids	80.0	80.0	75.0	80.0	69.0	80.0	75.0	75.0	80.0	75.0	80.0	90.0	95.0	...	85.0	75.0	85.0	85.0	85.0	80.0	80.0	80.0	80.0	80.0
Chlorides (Cl)	10.5	10.5	10.5	11.0	11.0	11.0	11.5	12.0	12.0	12.0	11.0	11.0	11.5	...	11.0	11.0	11.0	8.0	11.0	12.0	11.5	12.0	11.5	11.5
Free Ammonia	Nil.	Nil.	Nil.	Nil.	Nil.	Nil.	0.01	0.01	0.01	0.04	Nil.	0.08	Nil.	...	Nil.	Nil.	0.01	0.01	Nil.	Nil.	0.01	Nil.	Nil.	0.04
Albuminoid Ammonia	0.11	0.04	0.06	0.08	0.09	0.08	0.07	0.07	0.08	0.05	0.05	0.08	0.06	...	0.10	0.06	0.09	0.12	0.09	0.08	0.09	0.12	0.10	0.14
Oxygen absorbed at 80°F (Tidy's Process) ...	0.34	0.34	0.44	0.62	0.24	0.48	0.34	0.65	0.22	0.38	0.11	0.99	0.52	...	0.33	0.42	0.32	0.50	0.55	0.76	0.21	0.20	0.30	0.50
14. Water from the Supply made to 'M' Ward Area																								
Total Solids	80.0	75.0	75.0	75.0	68.0	80.0	70.0	75.0	80.0	75.0	80.0	90.0	85.0	...	85.0	75.0	85.0	85.0	80.0	80.0	80.0	80.0	80.0	80.0
Chlorides (Cl)	10.0	9.5	10.5	8.5	11.0	12.0	9.0	12.0	12.5	12.5	11.0	11.0	7.5	...	11.5	11.5	11.0	12.5	7.0	12.0	12.5	12.0	12.0	11.5
Free Ammonia	0.01	0.04	Nil.	Nil.	Nil.	Nil.	0.01	Nil.	Nil.	0.01	Nil.	0.01	Nil.	...	0.01	Nil.	Nil.	0.01	Nil.	Nil.	0.01	Nil.	Nil.	0.08
Albuminoid Ammonia	0.10	0.08	0.07	0.10	0.07	0.06	0.06	0.10	0.08	0.07	0.07	0.04	0.05	...	0.09	0.05	0.09	0.06	0.07	0.10	0.08	0.07	0.11	0.09
Oxygen absorbed at 80°F (Tidy's Process) ...	0.11	0.45	0.33	0.51	0.36	0.60	0.34	0.26	0.44	0.57	0.34	0.55	0.62	...	0.11	0.21	0.42	0.50	0.32	0.11	0.21	0.30	0.20	0.30
15. Water from the Supply made to 'N' Ward Area																								
Total Solids	75.0	75.0	75.0	80.0	70.0	75.0	75.0	70.0	75.0	80.0	75.0	80.0	90.0	...	80.0	75.0	80.0	80.0	80.0	80.0	80.0	80.0	75.0	80.0
Chlorides (Cl)	8.0	6.5	9.5	11.5	6.5	7.0	7.5	8.0	7.5	8.0	5.5	7.0	9.5	...	7.0	7.0	7.0	7.5	9.0	8.5	12.0	10.5	8.0	9.0
Free Ammonia	Nil.	Nil.	0.01	Nil.	Nil.	0.01	0.01	0.01	Nil.	Nil.	0.01	Nil.	0.01	...	0.01	0.08	0.03	Nil.	Nil.	0.08	0.01	Nil.	0.01	0.01
Albuminoid Ammonia	0.06	0.05	0.07	0.07	0.10	0.07	0.07	0.09	0.08	0.07	0.07	0.05	0.10	...	0.10	0.09	0.14	0.05	0.12	0.10	0.09	0.09	0.09	0.10
Oxygen absorbed at 80°F (Tidy's Process) ...	0.11	0.11	0.33	0.62	0.12	0.36	0.23	0.26	0.33	0.67	0.34	0.55	0.42	...	0.11	0.11	0.95	0.30	0.32	0.11	0.11	0.10	0.20	0.30

TABLE 85

*Bacteriological Analysis of Bombay water samples (corresponding to the points referred to in Table 84 for chemical examination) 1960. Lactose Fermenters
Most probable number in 100 ml. of Water (M.P.N. Index)*

Source.	January.		February.		March.		April.		May.		June.		July.		August.		September.		October.		November.		December.	
	I	II	I	II	I	II	I	II	I	II	I	II	I	II	I	II	I	II	I	II	I	II	I	II
Water from the supply made to 'A' ward area ...	0	0	0	0	0	0	0	0	0	0	0	0	0	0	0	0	0	0	0	0	0	0	0	0
Water from the supply made to 'B' ward area ...	0	0	0	0	0	0	0	0	0	0	0	240	0	0	0	0	0	0	240	0	0	0	0	0
Water from the supply made to 'C' ward area ...	0	0	0	0	0	0	0	0	0	0	16	0	0	0	0	0	0	0	0	0	0	0	0	0
Water from the supply made to 'D' ward area ...	0	0	0	0	0	0	0	0	16	0	16	0	0	0	0	240	0	0	240	0	0	0	0	0
Water from the supply made to 'E' ward area ...	0	0	0	0	0	0	0	0	0	0	0	0	0	0	0	0	0	0	0	0	0	0	0	0
Water from the supply made to 'F' ward area ...	0	0	0	0	0	0	0	0	0	0	0	0	0	0	0	0	0	0	0	0	0	0	0	0
Water from the supply made to 'G' ward area ...	0	0	0	0	0	0	0	0	0	0	0	0	0	0	0	0	0	0	0	0	0	0	0	0
Water from the supply made to 'H' Ward area ...	0	0	0	0	0	0	0	0	16	0	0	0	0	0	0	0	0	0	0	0	0	0	0	0
Water from the supply made to 'K' ward area ...	0	0	0	0	0	0	0	0	0	0	0	0	0	0	160	0	0	0	0	0	0	0	0	0
Water from the supply made to 'L' ward area ...	0	0	0	0	0	0	0	0	0	0	0	0	0	0	0	0	0	0	0	0	0	0	0	0
Water from the supply made to 'M' ward area ...	0	160	0	0	0	0	0	0	0	0	0	0	0	0	0	0	0	0	0	0	0	0	0	0
Water from the supply made to 'N' ward area ...	0	0	0	0	0	0	0	0	0	0	0	0	0	0	0	0	0	0	0	0	0	0	0	0

TABLE No. 86

Statement of Samples examined chemically during the year ending 31st December 1960

Received from.	WATER.			FOOD-STUFFS.																	TOTAL.	
	Bombay.	Wall.	Other.	Milk.	Butter.	Ghee.	Oil.	Card.	Prepared Tea.	Turmeric Powder.	Chilli Powder	Tea	Coffee.	Honey.	Khawa.	Ice-Cream & Ice-Candy.	Asafetida.	Arrowroot.	Other Food stuffs	Misc.		
The S. I. (Food) Van	1652	254	14	256	8	23	16	40	15	18	1	1	20	1	9	97	8	2433	
Food Insp. Dist. 1, 2, 3, 4	1067	173	17	168	12	100	16	27	10	13	1	2	4	...	11	120	13	1754	
Do. 5, 6, 8	1260	114	16	206	2	28	49	46	7	20	...	2	2	...	25	25	4	1806	
Do. 7, 9, 10	1265	100	5	254	18	41	24	43	11	17	1	4	16	2	70	35	15	1921	
S. I. (Food) Suburbs	1221	141	25	352	39	14	5	180	5	56	70	3	15	118	81	249	80	2654	
The Municipal Hospitals and Maternity Homes	631	170	7	26	2	8	844	
Health Officer and Asst. Health Officers	1	33	34	
The Suptd. of License	1	534	535	
The Controller of Stores	9	1	164	174	
The Hydraulic Engineer	72	37	4	2	115	
The Municipal Analyst	276	276	
The A.E. (c) Vaitarna	19	19	
M. I. S from City	287	17	...	24	10	148	27	513	
S. I. S. from Siles	13	25	1	65	...	104	
M. D. from Siles	21	184	1	5	51	262	
The Other Municipal Authorities	105	15	105	4	225
E. & T. D. O.	1	105	4	110
A.E. Filtration	3	3
S. I. (Snacks)	27	27	
Private	...	29	6	119	59	61	8	6	2	70	...	1	1	1	36	49	448	
TOTAL	775	307	29	7239	1011	145	1291	79	200	116	338	48	124	143	12	59	122	197	916	1100	14257	

TABLE 87

Statement of Samples of Food-Stuffs examined under the Prevention of Food Adulteration Act 1954 and those found adulterated during the year ending 31st December 1960.

RECEIVED FROM	MILK AND CUNDS (2)			GHEE AND BUTTER (3)			TEA AND TEA DUST (4)			COFFEE (5)			TURMERIC POWDER (6)			CHILLY POWDER (7)			PREPARED TEA (8)		
	Total	Adulterated	Percentage of Adulteration	Total	Adulterated	Percentage of Adulteration	Total	Adulterated	Percentage of Adulteration	Total	Adulterated	Percentage of Adulteration	Total	Adulterated	Percentage of Adulteration	Total	Adulterated	Percentage of Adulteration	Total	Adulterated	Percentage of Adulteration
S. I. Food (Van)	1,529	1,167	76.35	268	175	65.3	15	1	6.66	18	4	22.22	16	5	31.35	40	21	52.5	23	9	39.13
Food Insp. Dist. 1, 2, 3, 4 ..	986	576	58.41	192	95	49.48	10	1	10.0	13	6	46.16	16	6	37.51	27	13	48.14	100	40	40.0
Food Insp. Dist. 5, 6, 8 ...	1,051	694	66.04	130	68	52.31	7	20	3	15.0	49	10	20.41	46	17	36.95	28	10	35.71
Food Insp. Dist. 7, 9, 10 ...	1,127	836	74.18	105	67	63.81	11	2	18.18	17	6	35.3	24	9	37.5	43	18	41.86	41	9	21.95
S. I. Food (Subs)	1,231	781	63.44	166	112	67.46	5	56	30	53.56	5	3	59.97	180	126	70.0	14	2	14.29
Total	5,924	4,054	68.43	861	517	60.04	48	4	8.33	124	49	39.52	110	33	30.0	336	195	58.04	206	70	33.98

TABLE No. 87—(contd.)

RECEIVED FROM	OILS (9)			HONEY (10)			KHOWA (11)			ASAFOTIDA (12)			ICE-CREAMS AND ICE-CANDY (13)			ARROWROOT (14)			MISCELLANEOUS (15)		
	Total	Adulterated	Percentage of Adulteration	Total	Adulterated	Percentage of Adulteration	Total	Adulterated	Percentage of Adulteration	Total	Adulterated	Percentage of Adulteration	Total	Adulterated	Percentage of Adulteration	Total	Adulterated	Percentage of Adulteration	Total	Adulterated	Percentage of Adulteration
S. I. (Food) Van	256	59	23.05	1	1	100.0	1	1	1	100.0	20	14	70.0	9	3	33.33	95	30	31.58
Food Insp. Dist. 1, 2, 3, 4. ...	168	36	21.43	1	2	4	1	25.0	11	10	90.9	127	92	72.45
Food Insp. Dist. 5, 6, 8. ...	206	35	16.99	2	2	2	100.0	25	24	96.0	31	1	3.22
Food Insp. Dist. 7, 9, 10. ...	254	56	22.05	1	1	100.0	4	2	16	7	43.75	70	68	94.3	51	12	23.54
S. I. Food (Subs)	353	63	17.84	70	63	90.0	3	118	105	88.98	16	12	75.0	81	69	85.2	289	197	68.18
Total ...	1237	249	20.14	73	65	89.02	12	121	106	87.6	58	36	62.07	196	174	88.76	593	332	55.98

TABLE No. 88
Statement of Samples received for Bacteriological and Clinical examination during the year ending 31st December 1960.

RECEIVED FROM.	Water.			Samples for Clinical examination.									Food Stuffs						Miscellaneous					TOTAL		
	Bombay.	Well.	Other.	Sputum for T. B.	Sputum for Other Tests	Throat Swab	Blood for Malaria Parasites.	Blood for Differential Count.	Blood for other Tests.	Smear for Gonococci.	Semen	Stool for General Examination.	Urine	Mutton	Milk	Icecream	Sweets	Aerated water	Fruits	Miscellaneous food-stuffs	Vaccine	Disinfectants	Inj. Cal. Glucosate		Inj. Vit. 'c'	Misc.
The Medical Insp. from A Ward	99	8	3	1	2	110
" " " B " "	347	1	2	3	354
" " " C " "	399	6	2	418
" " " D E " "	385	2	27	416
" " " F " "	267	1	274
" " " G " "	105	1	107
The Medical Officer H Ward	212	6	3	225
" " " K " "	33	17	2	52
" " " L & M Wards	24	15	4	43
" " " N & T	56	16	6	78
" " " P & R	96	23	119
The Hydraulic Engineer	4	78	82
The Supdt. of Vaccination.	1,723	111	1,723
A. E. D. Spl.	6	111
The Municipal Engineer	4,745	4,745
The Asstt. Engineer (Vaitarna)	2	6
The Asstt. Engineer West	4	2
Food Inspectors	4
The Municipal Analyst	3,753	22
The Controller of Stores	5	3,753
The M.A. (Bombay Port Trust)	420	3
S. I. (food) Subs.	2	420
A.E.D. (W.W.) Zone II	5	21
The Other Municipal Authorities (City)	3	2	5	233	41	322	17	83	78	5
Other Municipal Authorities (Suburbs)	1	1	1	252	42	290	...	46	30	85	793
Private Parties	...	10	371	13	...	1	1	1	1	54	58	1	7	...	176	50	748
Total	12,259	177	797	17	3	33	486	84	613	...	46	48	222	140	1	22	41	19	176	72	111	6	9	...	1	15,383
Samples found to be Unfit	2,084	164	...	2	3	15	4	6	2,278

TABLE 89

VACCINE OPERATIONS WITH RESULTS (1951-1960).

Year.	Total No. of live births registered during the 12 months ending on 30th June	Primary vaccinations No. of children vaccinated during the Calendar year	Number successful.	Percentage of successful vaccinations to the total No. of vaccinations results of which were known.	No. of revaccinations.	Total No. of persons vaccinated including primary vaccinations.
1	2	3	4	5	6	7
1951	65,679	74,434	65,552	99.92	6,49,353	7,23,787
1952	64,174	72,871	65,031	99.98	4,25,534	4,98,405
1953	64,955	67,045	60,097	99.99	5,33,291	6,00,336
1954	61,505	72,941	52,358	99.99	16,05,135	16,78,076
1955	73,814	67,861	39,632	91.07	2,87,104	3,54,965
1956	65,899	69,204	23,617	98.97	2,17,968	2,87,172
1957	64,921	73,770	21,525	99.90	14,00,925	14,74,695
1958	62,013	67,926	17,089	99.99	10,75,013	11,42,939
1959	70,908	71,753	22,609	99.97	3,37,284	4,09,037
1960	77,747	76,832	23,696	99.95	8,29,632	9,05,464

TABLE 90

RESULTS OF PRIMARY VACCINATIONS BY AGES. (Bombay City)

Results.	Under 1 Year.	1 to 6 years.	6 years & above.	Total.	
Successful	...	21,271	3,072	76	24,419
Unsuccessful
Unknown	...	40,468	11,668	277	52,413

TABLE 91

INCOME AND COST

Amount realised by the sale of lymph, etc.	Municipal moiety of the fees realised from private vaccinations	Municipal fees realised from Medical & Private students for instructions	Fees realised from vaccination certificates and other items	Total realised	Cost of each successful operation taking into account all charges in.		Cost of each successful vaccination deducting the total income of the year.		Cost of each vaccination (primary & re-vaccination).	
					1959	1960	1959	1960	1959	1960
1	2	3	4	5	6		7		8	
Rs. nP.	Rs. nP.	Rs. nP.	Rs. nP.	Rs. nP.	Rs. nP.	Rs. nP.	Rs. nP.	Rs. nP.	Rs. nP.	Rs. nP.
15,958.45	3,810.75	3,140.00	639.50	23,548.70	3 24	3 49	2 99	3 18	0 52	0 41

INDEX

	PAGE
Administration and divisions of the city	1
Adulteration of food	1,3
Analyst Municipal, annual report of	11
Area and population	1
Kasturba Hospital—annual report	9
Basin privies	2
Births and birth-rates	3
Causes of deaths	3
Certificates of the cause of death	3
Cerebro-spinal meningitis	5
Cholera	4
Communicable diseases	4
Deaths and death-rates	3
Deaths by months	3
Deaths by sections	3
Deaths by sex and age	3
Deaths from principal causes	3
Diphtheria	4
Disinfection	6
Dispensaries—Municipal	9
Enteric Fever	4
Family planning clinics	7
Food—Seizure of and adulteration	3
Health visitors—Municipal	6
Hospital—Isolation	10
Infant Mortality	3
Infectious Diseases	4
Influenza	4
Insanitary activities.	6
Legal Proceedings	3
Leprosy	5
Malaria, Ague and Remittent Fevers	6
Malaria—Anti-malarial work	6
Maternal mortality	4
Maternity homes	6
Medical relief	9
Meteorology	1
Milk—Adulteration	3
Mobile squad	1
Notices under Municipal Act	3
Notification of infectious diseases	4
Outstanding features	1
Plague	4
Population	1
Propaganda	9
Prosecutions	3
Rats—Destruction of	4
Review of the year	1
Sanitary inspection	3
School health nurses	8
School medical inspection	7
Small-pox	4
Still-births	3
Tuberculosis	5
Tables	14 to 80.
Unwholesome food—seizure and destruction of	3
Vaccination	13
Vaccination-Report of the Superintendent	13
Venereal diseases	5
Water supply	2